

UNIVERSITY SYSTEM OF NEW HAMPSHIRE BIG BOOK

Fiscal Year Ended June 30, 2020

TABLE OF CONTENTS

2020 Annual Report

Audited Financial Statements

Letter from the Chancellor.....	4
Report from the University System of New Hampshire.....	6
Report of Independent Auditors.....	21
Management's Discussion and Analysis.....	23
Financial Statements.....	33
Notes to Financial Statements.....	36
University System of New Hampshire Board of Trustees and Administration.....	51

Supplementary Detail

Summary Schedules of Changes in Net Position

Schedule of Unrestricted Financial Resources.....	53
Summary Statement of Changes in Auxiliary Enterprise Funds.....	54
Detailed Statement of Changes in Auxiliary Enterprise Funds.....	55 - 57
Summary Statement of Changes in Other Internally Designated Funds.....	58
Detailed Statement of Changes in Other Internally Designated Funds.....	59 - 81
Summary of Activity in Short-Term Investment Fund.....	82
Summary of Fringe Benefit Pool Activity.....	83
Campus Statements of Cash Flows.....	84

Statements of Net Position

Consolidated Statement of Net Position by Campus.....	85
Consolidated Statement of Net Position by Fund Group.....	86
Campus Statements of Net Position	
University of New Hampshire Consolidated.....	87
Plymouth State University.....	88
Keene State College Consolidated.....	89
Granite State College.....	90
Trustees/Chancellor's Office.....	91

UNIVERSITY SYSTEM OF NEW HAMPSHIRE BIG BOOK

Fiscal Year Ended June 30, 2020

TABLE OF CONTENTS

Statements of Revenues, Expenditures and Changes in Net Position

Consolidated Statement of Revenues, Expenses and Changes in Net Position by Campus.....	92
Consolidated Statement of Revenues, Expenses and Changes in Net Position by Fund Group.....	93
Campus Statements of Revenues, Expenses and Changes in Net Position	
University of New Hampshire Consolidated.....	94
Plymouth State University.....	95
Keene State College Consolidated.....	96
Granite State College.....	97
Trustees/Chancellor's Office.....	98

Endowment and Similar Funds

University System of New Hampshire Consolidated Investment Pool and Similar Funds Detail	
Detailed Statement of Changes in Endowment and Similar Funds	
With Additional Information on Interest Distribution.....	99 - 112
University of New Hampshire Foundation Endowment Pool and Similar Funds Detail	
Detailed Statement of Changes in Endowment and Similar Funds	
With Additional Information on Distributions.....	113 - 127
Keene Endowment Association Investment Pool Detail	
Detailed Statement of Changes in Endowment	
With Additional Information on Distributions.....	128 - 129

Plant Funds

Schedule of Plant Funds Indebtedness.....	130 - 131
Summary of Outstanding Capital Lease Purchases.....	132
Schedule of Internal Borrowings.....	133
Summary Schedule of Depreciation.....	134
Summary Inventory of Property and Equipment.....	135
Plant Funds Inventory of Property and Equipment	
University of New Hampshire.....	136 - 149
University of New Hampshire at Manchester.....	150
University of New Hampshire School of Law.....	151
Plymouth State University.....	152 - 155
Keene State College.....	156 - 160
Granite State College.....	161
Trustees/Chancellor's Office.....	162
Summary of State Capital Manifest Projects.....	163 - 164
Detailed Schedule of Unexpended Plant Fund Balances by Campus.....	165 - 178

UNIVERSITY SYSTEM OF NEW HAMPSHIRE BIG BOOK

Fiscal Year Ended June 30, 2020

TABLE OF CONTENTS

Statement of Net Position Detail

Detailed Schedule of Assets, Deferred Outflows, Liabilities, and Net Position

University of New Hampshire.....	179 - 249
University of New Hampshire at Manchester.....	250 - 251
University of New Hampshire School of Law.....	252 - 253
University of New Hampshire Foundation.....	254 - 265
Plymouth State University.....	266 - 279
Keene State College.....	280 - 290
Keene Endowment Association.....	291 - 292
Granite State College.....	293 - 294
Trustees/Chancellor's Office.....	295 - 296

Statement of Revenues, Expenses, and Changes in Net Position Detail

Detailed Schedule of Revenues, Expenses, and Transfers

University of New Hampshire.....	297 - 410
University of New Hampshire at Manchester.....	411 - 412
University of New Hampshire School of Law.....	413 - 414
University of New Hampshire Foundation.....	415 - 427
University of New Hampshire Foundation Offset.....	428
Plymouth State University.....	429 - 447
Keene State College.....	448 - 464
Keene Endowment Association.....	465 - 466
Granite State College.....	467 - 468
Trustees/Chancellor's Office.....	469 - 471

THE UNIVERSITY SYSTEM OF NEW HAMPSHIRE IS



The four institutions of the University System open doors to opportunity, strengthen communities and graduate prepared talent into our workforce.

THE PRIDE OF THE GRANITE STATE

2 0 2 0 A N N U A L R E P O R T

Granite State College

Keene
STATE COLLEGE

Plymouth State
UNIVERSITY

 University of
New Hampshire

University System
of New Hampshire



The University System of New Hampshire is YOURS



- 2 Introduction
- 4 Chancellor’s Message
- 6 Campuses
- 8 Efficiencies
- 10 Innovation
- 14 Collaboration
- 17 UNH Extension
- 18 Grants and Research
- 21 Report of Independent Auditors
- 23 Management’s Discussion and Analysis
- 33 Financial Statements
- 36 Notes to the Financial Statements
- 51 USNH Board

The University System of New Hampshire belongs to all of us. It’s an invaluable state resource that’s yours. Yours to open doors to affordable higher education. To conduct essential research for our communities and our state. Yours to create opportunity. To develop talent that strengthens our state’s workforce. Faced with international realities in 2020, the University System embraced long-standing relationships with state and regional partners to innovate and collaborate. Together with many partners, we overcame daunting barriers, delivered on our mission to New Hampshire, and mitigated the impact of the pandemic. The University System of New Hampshire is yours. And it’s the pride of the Granite State.

University System of New Hampshire

Chancellor looks back and to the future



Todd Leach, *Chancellor*

We celebrate in this annual report the triumphs, challenges, pure ingenuity and collective efforts that left us standing proudly as we closed our 2020 academic year at near break-even levels while doing the right thing for our students and their families. To that end, \$42M in housing and related expenses were returned to students on our residential campuses after the decision was made to close facilities, however, we cared for our residential students who could not return home, providing safe housing, meals and services. This financial performance was the result of numerous rapid response steps that reduced spending by over \$20M. We were also very fortunate to receive strong support from the Governor and state legislators providing \$19M for COVID-19 mitigation efforts and \$10M to enhance remote learning, all in an effort to provide high-quality educational experiences to our students and support larger state economic and workforce needs. Our federal legislators also importantly assisted us in obtaining another \$9M of institutional support and \$9M in direct student support.

Throughout all of our response efforts, our Board of Trustees, the campus Presidents and my office have kept the safety of our students, faculty, staff and the communities we reside in paramount. The successful reopening of our residential campuses in August is a testament to how inextricably linked our decades-old partnerships are as we rose together to surmount the challenges presented by the unyielding pandemic. Without all of you, we could not continue to fulfill our mission to our state. Thank you!

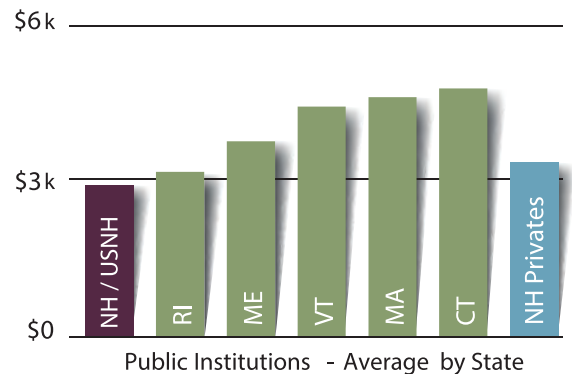
State, regional, local public safety Students
Community leaders Student landlords Faculty Staff
National Guard Legislature USNH Board of Trustees
HHS **Collaboration** Quest
Community residents Local and regional healthcare partners
NH Attorney General's Office GOFERR Commission
Federal Legislators Convenient MD Business owners

This has been a year unlike any other faced by institutions of higher education. In addition to the pandemic, campuses have been working with our students and faculty to address social injustice issues and existential threats resulting from declining demographics, intense competition, emerging alternatives and an unsustainable trend of rising tuition levels.

Fortunately, USNH had already begun addressing these comprehensive threats by embarking on a multi-year effort to make, what was already one of the most efficient systems in the Northeast, even more efficient. This effort involved obtaining outside expertise to help streamline system-wide and individual campus operations that include centralizing operations including procurement, information technology and financial administrative functions. We had already begun streamlining both system-wide and individual campus operations. We are fortunate to have been on a path towards significant cost restructuring prior to the arrival of COVID-19.

The goal of these initiatives is not just to reduce expenses, but to support an enhanced learning experience and identify resources that can be reinvested in mission-critical areas. Our institutions will maintain faculty strength, expand learning technologies, modernize laboratories and student services and ensure the best education possible. USNH proudly serves as an innovation hub for new and emerging business activity, as the largest provider of an educated workforce, and is one of the state's greatest resources for social mobility. We are an economic engine in our state and a proud partner to businesses big and small.

Administrative expense per student



U.S. Department of Education, National Center for Education Statistics, IPEDS, FY16-FY18, 3-year average. Institutional support expense per 12-month FTE.

While the second half of FY 2020 may have been dominated by COVID-19 issues, there were many successes and important achievements realized across USNH this past year aside from addressing the pandemic. We launched the “Aspire” initiative which leveraged *“The University System is Yours”* campaign and our plan to freeze tuition as a means to keep more New Hampshire students right here at home and begin reversing the exporting of college-going students. Research funding reached record levels at UNH. The Community College System opened a colocation site on the Keene State campus. Plymouth State University continued to build strength with its cluster model, ultimately bucking enrollment trends for 2021 and achieving growth. These accomplishments were all achieved while simultaneously supporting broader state pandemic needs that included the creation of surge space by the National Guard at all of our residential campuses; the establishment of quarantine space for emergency responders and healthcare workers; the addition of healthcare workers into the workforce; the adaptation of labs and maker spaces to help create PPE and even ventilator parts; and building a testing lab at UNH. These collective efforts and partnerships are what makes public institutions distinctive and so vital.



Dr. Deborah Birx (far right), U.S. Coronavirus Response Coordinator and Ambassador, toured UNH's on-campus testing lab and was welcomed by (from left) Marc Sedam, Vice Provost for Innovation and New Ventures, and Managing Director, UNH Innovation; Marian McCord, Senior Vice Provost for UNH Research, Economic Engagement and Outreach; Gov. Chris Sununu; Chris Clement, Chief Operating Officer and Vice President for Administration and UNH President James W. Dean Jr.

As USNH moves forward, being true to our public mission will be more important than ever to the ability of our state to recover. The future presents us with an opportunity to incorporate the lessons of pandemic modified operations and rethink how we serve our students. While our residential students overwhelmingly prefer to live on campus than study remotely from home, we can assess how the remote capabilities we have built can provide flexibility so there is no longer a one-size-fits-all approach. We have moved many services online which gives us the opportunity to re-engineer how our students and staff might be better served by maintaining or improving upon remote access to services and processes moving forward.

While USNH led the Northeast in cost efficiencies among public systems even before restructuring was underway, we have an opportunity to be a national leader in what a public system can be post COVID-19. We will need to continue to put mission first and continue to rely heavily on collaboration, partnerships, innovation and a dedication of faculty and staff. We have mobilized every available resource across our system to be of service to the State during this past year. Our unwavering partners have done the same. This is the true spirit of *your* University System and our state.

Todd Leach
Todd Leach, Chancellor



**University of
New Hampshire**

Founded in 1866, UNH is the state's flagship public research university, with campuses in Durham and Manchester and the UNH Franklin Pierce School of Law in Concord. More than 15,500 students, representing 50 states and 71 countries, attend UNH, which offers more than 200 academic degree programs. UNH received more than \$129 million in competitive external research funding in FY20, and is a Carnegie Classification R1 research university, putting it among the top 130 universities in the nation for research productivity. More than 5,000 NH businesses receive direct, one-on-one assistance from UNH every year. The university also holds the nation's largest undergraduate conference of its kind, featuring some 2,000 students who present their projects each spring. UNH Extension provides research, expertise and outreach programming throughout the state. Nearly 5,000 Extension volunteers reached more than 66,000 residents in 2019, donating time valued at more than \$5 million.

FAST FACTS

- \$1.5 billion generated for NH's economy each year
- 18 NCAA Division 1 teams
- 96% of 2019 graduates were employed or pursuing advanced education
- Top 5 in US for intellectual property law
- 84% of first-time, full-time students receive financial aid
- \$200 million awarded annually in financial aid and scholarships

Keene
STATE COLLEGE

Wisdom to make a difference.

Keene State College is New Hampshire's public liberal arts college, offering more than 40 majors in the arts and sciences, professional programs and selected graduate degrees. For its 3,500 students, the college provides rigorous academic programs and a tradition of small classes, faculty-student collaborative research and service learning. Chief among the college's priorities are preparing students for global citizenship and meaningful work and catalyzing economic development through institutional partnerships across the region and state.

FAST FACTS

- 49% of undergraduates are first-generation college students
- 86% of 2019 graduates participated in at least one high-impact educational practice outside of the classroom*
- 97% of students received financial aid in 2018-19
- Within a year following graduation, 98% of 2018 graduates were employed or in graduate study, and 86% said that their Keene State education had prepared them well for what they are doing now**
- Keene State College received high marks from U.S. News and World Report in its 2021 rankings among regional colleges in the North. Rankings include #9 in Best Schools, #6 in Best Undergraduate Teaching, #6 in Top Public Schools, #3 in Best Colleges for Veterans and #9 in Best Value Schools

*2019 Graduating Senior Survey

** Class of 2018 One-Year-Out Alumni Survey



Plymouth State UNIVERSITY

The Plymouth State Learning Model is organized around seven theme-based hubs called “Integrated Clusters,” which emphasize open, integrative, project-based experiences. It connects with community and business partners for economic development, technological advances, healthier living and cultural enrichment with a commitment to the NH North Country and Lakes Region. With an enrollment of approximately 4,000 undergraduate and 2,000 graduate students, the university confers BA, BFA and BS degrees; master’s degrees; certificates of advanced graduate studies (CAGS); and doctoral degrees in higher education; learning, leadership and community; and physical therapy. Students choose from 53 undergraduate majors (including a new Robotics discipline), 60 minors and 68 graduate degree and certification programs, with studies in the arts, business, education humanities and the natural and social sciences.

FAST FACTS

- PSU awarded the most degrees/certificates (1,300) since 2015.
- The Doctor of Physical Therapy program awarded its first DPT degrees (25)
- PSU saw the highest Fall-to-Spring Freshman retention (87%) in four years
- Student-to-faculty ratio reduced to 16:1 for more individualized attention
- The Ascent program, (helping first-year, often first-generation) students build academic, social and financial skills, expanded out-of-state (representing 13 states and 28 majors)
- Fall Showcase of Student Engagement won praise from State Legislators—nearly 1,000 students/47 instructors tackled over 250 projects from pollinator loss and food insecurity to sustainability and tourism

Granite State College

With a focus on adult students and other individuals who seek a flexible learning environment, GSC provides comprehensive access to higher education. This commitment to access is best illustrated through its 365/24/7 online courses and student support services. The ability for GSC to meet students where they are presents the opportunity to achieve an affordable college education while balancing life’s other responsibilities such as work, family and community obligations. With associate, bachelor’s and graduate programs, post-baccalaureate teacher certification, credit for prior learning and a variety of transfer opportunities, GSC emphasizes practical and relevant areas of study that are responsive to the workforce development needs of New Hampshire’s economy.

FAST FACTS

- Ranked #1 in New Hampshire and #11 in U.S. for 2019 Best Colleges for Adult Learners, Washington Monthly
- 87% of enrollments are online
- #106 in U.S. for 2020 Best Online Bachelor’s Programs, U.S. News & World Report
- #65 in U.S. for 2020 Best Online Bachelor’s Programs for Veterans, U.S. News & World Report
- 77% of students live in New Hampshire
- 92% of students work in full- or part-time jobs

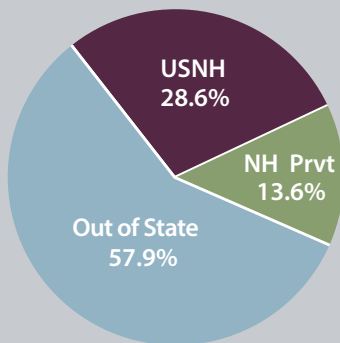


The Fifty Percent Ascent: your opportunity is here

New Hampshire is losing nearly 60 percent of its four-year college-bound students to out-of-state schools; year in and year out. Many of these young adults – brimming with energy, ambition and smarts – may never return to live and work in our state.

To address the challenge, USNH is calling on educators, business leaders and government agencies to encourage at least half of our college-bound seniors to choose from the many high-caliber colleges and universities in this great state (a state which happens to be ranked second in the country overall as best state in the nation).

Just in the last year, the number of departing high schoolers has decreased from 61 percent to 58 percent. It's a start. But it's not enough. By focusing on the immediate goal of 50 percent, and clearly communicating the educational, professional and social opportunities that surround all of us right here, we can achieve success and retain 600+ additional students per year.





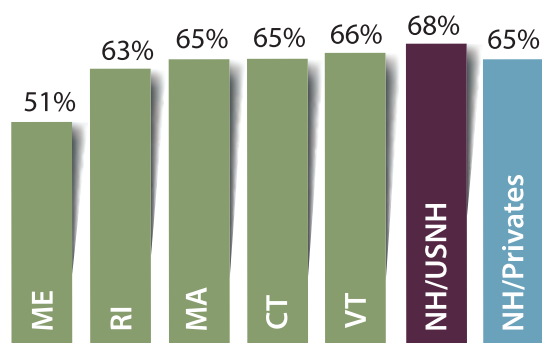
Brother and sister find family in TRIO

Since 1983, Plymouth State University's TRIO Student Support Services (SSS) program has helped hundreds of students find their footing on campus. More than half of all Plymouth State students are either first-generation, low-income or have a disability. This "trio" comprises the three key factors in determining eligibility for TRIO, a federally funded student support service and the primary component of the University's Plymouth Academic Support Services (PASS) program. TRIO links first-year students with more experienced peers who can relate to their concerns, help them overcome challenges and ultimately lead them to success. The program provides hands-on, holistic support to help these students succeed. Despite the challenges faced by many students, an impressive graduation rate provides compelling evidence of the program's effectiveness.

Myles Gomes-Boisvert '20 received his bachelor's degree in communications and is working in Hooksett, NH, while his sister, Maya Gomes-Van Pelt, is enrolled and will graduate in 2024. TRIO has been a true family affair.

Bachelor's 6-year graduation rate

Public Institutions - Average by State



U.S. Department of Education, National Center for Education Statistics, IPEDS. Provisional data, FY18 most recent available.

UNH Manchester named a 2021 "hidden gem" by College Raptor

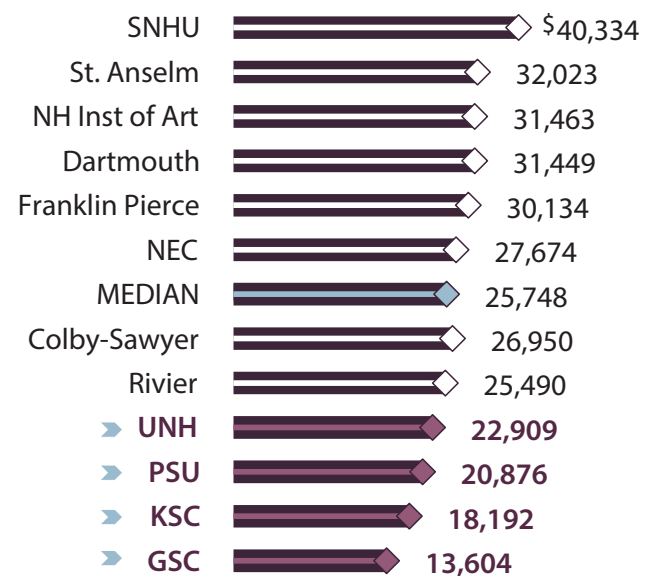
UNH-Manchester has been named a 2021 "Hidden Gem in the New England Region" and an "Urban Hidden Gem" by College Raptor, a leading college planning platform driven by AI algorithms that help families discover the best college matches at the best price.



The rankings are based on the most recent statistical data from the National Center for Education Statistics, which includes surveys and trends from the Integrated Postsecondary Education Data System and College Navigator. In addition to statistical data, the ranking methodology also included graduation rates, acceptance rates, campus diversity, affordability and other metrics.

Average in-state cost of attendance

New Hampshire Undergrads



U.S. Department of Education, College Scorecard, 3/2020. FY18 most recent available. Average total annual price for first-time, full-time, in-state freshmen receiving federal aid, after all grant and scholarship aid.



Innovation

UNH ecosystem makes COVID-19 lab a reality

The University of New Hampshire has been testing students for the coronavirus in a newly created cutting-edge laboratory using self-swabbing home kits developed at UNH. The lab has played a key role in the university's commitment to extensively monitor the student population every four days to quickly identify and prevent the spread of the virus and help provide a safe environment for students, faculty, staff and the community.

Completed in the span of 100 days, the clinical testing lab is equipped with state-of-the-art instrumentation and robotics that can screen for COVID-19 on at least 4,000 samples a day. Tests results can be generated in less than 48 hours. A team of skilled lab technicians work two shifts, six days per week. The facility has been certified by the Clinical Laboratory Improvement Amendments. Although it was designed to meet the university's current testing protocols, it incorporates flexibility to shift if technology or needs change in the future.

"We knew early on that we wanted to be aggressive in our testing, to make it easy for students and to get test results quickly," said Marian McCord, senior vice provost for research, economic engagement and outreach. "With the delays in national testing, it became clear to ensure a quick turnaround and a safe campus we needed to do our own testing, so we tapped into the extensive expertise at UNH to find the right resources and help establish our own testing lab."

"The logistics behind organizing, tracking and testing more than 15,000 people multiple times a week was challenging, to say the least," said Marc Sedam, vice provost for innovation and new ventures. "Our staff onboarded a number of employees, ordered over 350,000 test kits, worked with dozens of colleagues to install a lab management system and printed hundreds of thousands of labels in preparation for the launch."



U.S. coronavirus response coordinator Deborah Birx, M.D. visits Plymouth State University

Ambassador Deborah Birx, M.D., the United States Coronavirus Response coordinator visited Plymouth State University on October 12, 2020. Ambassador Birx met with University officials, including her brother, PSU President Donald Birx, Ph.D., and PSU's Coronavirus Response team. Ambassador Birx offered remarks on the progression of the pandemic and provided thoughts on how many of our college students on campuses, across the nation, are modeling behavioral safety changes that, if adopted nationwide, could enable lower rates of infection across the country. She added that not all universities trusted their students enough to open while others spent their summers planning for educational and behavioral safety campaigns, preparing for weekly testing and tracing processes, and built adaptable feedback mechanisms to adjust as needs change. She reiterated that many students are finding ways to remain physically distanced yet socially engaged and still doing things that they enjoy but in new ways. Finally, Ambassador Birx observed that when universities were closed down, the country deeply missed the brain trust and the collective impact of behavioral scientists, health communicators, lab facilities and work of grad students to help stem the spread of the virus. Quickly, universities rebounded and answered the call with their resources and have since had tremendous results.



PSU Makerspace responds to pandemic

The Draper and Maynard Makerspace at Plymouth State University opened for business in the fall of 2019 and quickly became just one of the ways PSU marshalled forces to combat the pandemic. State-of-the-industry equipment includes plasma and laser cutters, a Computer Numerical Control (CNC) table, a pipe bender, and 3D printers, among other high-tech machines. The range of equipment and capabilities is comparable to those of the nation's top technology institutions. The pandemic prompted an intensive study of personal protective equipment (PPE) that frontline medical workers depend on. In little more than a month's time, the Makerspace had quickly developed and produced face shields and filter masks. In collaboration with Plymouth's Spear Memorial Hospital, members of the local and Boston medical communities and donors, it produced ventilator branching devices and flow limiters, so multiple patients could use the same ventilator.



Keene State College and City of Keene analyze wastewater to forecast potential threat of COVID-19

Gathering data about the prevalence of COVID-19 is critical. Even more effective is having data that forecasts the potential threat of the virus in the near future. To do this forecasting, Keene State and the City of Keene are collaborating to analyze wastewater from sewage collection systems where the virus will show up, when it is present. Samples from the Keene State campus and in the city are collected in two locations, and the samples are analyzed for how much of the virus is present per liter of wastewater. In close partnership, Keene State and the City of Keene review data on a weekly basis to look for trends in data that could lead to additional steps for the health and safety of the community.



KSC geography alumnus on frontlines of COVID-19 research

Keene State 2014 graduate Michael R. Desjardins is at the forefront of studying COVID-19 using geographical methods. In December, Michael earned his Ph.D. in geography, specializing in medical geography and spatial epidemiology from the University of North Carolina at Charlotte. As a post-doctoral fellow in the Johns Hopkins Bloomberg School of Public Health's department of epidemiology, he is lead author of what is thought to be the first scholarly article published on using spatial science techniques to study the initial outbreak of the novel coronavirus. The Johns Hopkins Center for Systems Science and Engineering data is publicly available, so researchers and public health departments can now use the model Michael established to track and predict clusters of COVID-19.



PSU and UNH nursing grads on the front lines

PSU

Plymouth State University senior nursing students graduated a full month ahead of schedule allowing them to work on the front lines in the state's hospitals and other health care settings during the pandemic. 70% of PSU's 2020 nursing graduates were expected to become licensed in New Hampshire. Many begin working at the hospitals where they completed their senior capstone semesters. PSU's nursing program is a four-year degree program in which students may graduate with a Bachelor's Degree in Nursing (BSN).

UNH

This May, UNH graduated 70 nurses early as the COVID-19 pandemic began to impact NH. One of them was Laura Howard, UNH '20, who had planned to spend spring break picking up extra shifts at the hospice house where she worked as a licensed nursing assistant. However, the coronavirus hit and everything changed. She and her mother made face masks to help keep healthcare workers safe and then Howard, who was named Nursing Student of the Year by the New Hampshire Nurses Association, was hired by Exeter Hospital. "I love being a nurse. I love that it doesn't end when I leave my shift. I can care for my loved ones and community in and out of the professional setting," says Howard.

KSC senior Emma James jumps into the virtual classroom

Emma James' student teaching practicum moved online in mid-March, but that didn't dampen her enthusiasm – or shorten her workday. Helping teach fourth-graders via the Google Classroom learning site wasn't what the KSC senior elementary education and communication double-major signed up for when she started student teaching in Nicki Crank's classroom at the Symonds School in Keene, but she's adjusted quickly and enjoyed the new experience.





USNH provides facilities and dining service for first responders and patients if needed during the COVID-19 pandemic

From March through June, the University System embraced our communities and hospital partners surrounding Keene, Plymouth, and Durham by serving as alternate care sites for first responders and patients as needed. Thanks to the dedication and drive of our National Guard men and women, gymnasiums and ice arenas were transformed into care centers with hundreds of beds, respirators and medical equipment in the event that the pandemic overwhelmed the capacity of our surrounding medical centers. Residence halls and dining halls were opened to medical providers and first responders for respite time; places where they could rest and recuperate from round-the-clock rigor of care. The University System also quickly enabled our Markerspaces, 3D Printers, and reached into stockpiles from labs to share out more than 45,000 pairs of gloves, 11,000 surgical masks, 4,800 N-95 respirators, 216 protective gowns, 38 Tyvek suits, and built face shields and parts for respirators. The University System was proud to offer our resources to care for our partners and provide preemptive solutions during this time of uncertainty.



Sununu proclaims 'USNH – NH National Guard Accord Day'

Last December, Governor Chris Sununu signed a proclamation in recognition of the longstanding partnership between the University System of New Hampshire (USNH) and the New Hampshire National Guard.

"The University System of New Hampshire has been one of our staunchest allies. For more than 20 years, university trustees have given our citizen soldiers and airmen in pursuit of higher education a generous and reliable path toward a degree and ultimately their chosen career field, whether they are currently serving or after they become a veteran. They understand the return on investment, and appreciate the perspective students with military experience bring to a classroom or lecture."

– NH Adjutant General David Mikolaities

USNH and New Hampshire's National Guard

Since 1996, New Hampshire Guardsmen have been able to attend USNH institutions — Granite State College, Keene State College, Plymouth State University and the University of New Hampshire — tuition-free. **In the past decade, USNH has provided more than 5,000 tuition waivers worth nearly \$20 million for Guardsmen to receive post-secondary educations at USNH institutions.**

NH National Guard soldier makes mission happen with a smile

When Spc. Jacob Barrington enlisted in the New Hampshire Army National Guard in 2018, he never thought he'd be called up for state active duty to support a worldwide pandemic.



Despite the health crisis, the 20-year-old medic smiles through the difficult tasks and faces each challenge head-on. Initially, Barrington was a part of the operations section for TF 197. However, in light of his combat medic background, he was pulled to support COVID-19 swab testing at a field-testing site in Plymouth.

Keene State College was ranked #3 in Best Colleges for Veterans by U.S. News and World Report

Granite State College earned the Bronze distinction, scoring within 30% of the 10 best schools for the 2020-2021 Military Friendly® Cycle



UNH President James W. Dean Jr. accepts a New Hampshire wall clock presented to UNH by House Speaker Steve Shurtleff.

Making history: NH House convenes unprecedented sessions at UNH Durham

For the first time since the Civil War, the NH House of Representatives met outside of the State House when it convened sessions in June and September at The Whittemore Center at UNH, one of the few indoor arenas in the state large enough to host the 400 lawmakers and provide healthy social distancing. "We looked at several options, and I really liked the idea of hosting it at the state's largest public university," said House Speaker Steve Shurtleff. "With UNH being a land grant college and everything that all the schools in the University System of New Hampshire have done for our state, I think it's great that we're able to hold the session at The Whit."

"While some legislative activities, including committee and commission meetings, have resumed work remotely, we understand it is important for the Legislature to resume session to complete the work that the people of New Hampshire elected us to do as well as provide important checks and balances to the state government during this crisis," wrote Shurtleff and Senate President Donna Soucy, in a joint statement.



UNH Extension supports NH through COVID-19 with new partnerships for businesses and families in crisis

UNH Extension responded quickly to serve people and small businesses across the state as COVID-19 arrived, with staff and specialists identifying critical needs and adapting to address them. Working with food pantries across the state, Extension created an interactive, online food access map to share up-to-date information on food resources for those in need.

Extension also created engaging, online science activities for parents and teachers to share with their K-12 students. Working with the NH Department of Business and Economic Affairs and NH Small Business Development Center, Extension provided vital resources to help employers, small business owners and communities to address immediate challenges and plan for long-term recovery.



Announcing NASA's largest ever contract to UNH are (from left) UNH President James W. Dean Jr.; Harlan Spence, director of the UNH Institute for the Study of Earth, Oceans and Space; NASA Administrator Jim Bridenstine; and U.S. Sen. Jeanne Shaheen.

Improving STEM Education: major NSF grant to UNH supports NH teachers

UNH received a major National Science Foundation grant to improve science and mathematics education for middle and high school students in Manchester, Nashua and Rochester schools. The five-year grant will support 15 science, technology, engineering and mathematics (STEM) teachers to build their leadership skills, equity pedagogies and STEM content knowledge and instruction. Principal investigator Lara Gengarely, UNH Extension specialist and affiliate associate professor for science education in UNH's Joan and James Leitzel Center for Mathematics, Science and Engineering Education said in a statement, "...supporting teachers as leaders in STEM and equity education is essential work that UNH is well-suited to lead."



PSU students and professors awarded prestigious grants

PSU students and faculty received several prestigious grants over the past year. The Plymouth State Meteorology Program was awarded a \$528,000 grant from the National Science Foundation (NSF) to support the four-year continuation of an undergraduate research program exploring atmospheric and related sciences; Sarah Parrish, Ph.D., Assistant Professor of Art History, received a \$30,000 Humanities Connections Planning Grant from the National Endowment for the Humanities to work with faculty across multiple disciplines to design art history courses around specific themes; and PSU graduate student Hannah Vollmer was awarded a prestigious NSF Graduate Research Fellowship, the first PSU student to achieve this honor. Vollmer was recognized for her promise as an early-career scientist and her research on two rare alpine plants in the NH White Mountains.

Grants and Research

Historic NASA contract supports coastal ecosystem research

In August 2019, UNH received its largest contract ever from NASA: \$107.9 million to develop a space-based instrument that will greatly increase the understanding of ocean biology, chemistry and ecology throughout the Gulf of Mexico, the southeastern U.S. coastline and Amazon River plume that stretches to the Atlantic Ocean. The satellite-based instrument, called the Geosynchronous Littoral Imaging and Monitoring Radiometer (GLIMR), will help scientists to identify various phytoplankton species — the base of the marine food chain — and how they respond to changes in the environment. Scientists will also be able to track the plankton that contribute to harmful algal blooms and to monitor and project the movement of those blooms, along with the spread of sediments, oil spills or other pollutants. GLIMR is slated for launch in 2026-2027, but the team has been laying the groundwork for this project for years.

NH BioMade

Several University System institution projects were awarded funding by NH BioMade. NH BioMade is managed by NH EPSCoR, which advances NH's competitiveness in science and engineering, and is led by UNH. NH BioMade is supported by the National Science Foundation to advance the design and manufacture of biomaterials used in medical applications such as orthopedic implants, trauma fixation hardware, scaffolding for tissue engineering, and biomedical sensors and to address industry and clinical needs.



"In situ hybrid electrode assembly for brain machine interface" is led by Young Jo Kim, assistant professor of chemical engineering, UNH. Brain-machine interfaces are an important emerging tool that could revolutionize neuroscience, therapeutic approaches and rehabilitation technologies.

Brain-machine interfaces enable communication between the human nervous system and computing systems, serving as tools to accelerate progress in neuroscience and to repair, replace or augment neuromuscular function. This project will investigate the use of a naturally occurring biopolymer as the ideal charge-conducting material for brain-machine interfaces.



"Establishing Bio-Ink Design Parameters for Extrusion-Based-Bio-Printing Processes" is led by Md. Ahasan Habib, assistant professor of Sustainable Product Design and Architecture, Keene State College.

Bio-printing is an emerging technology using a computer-controlled layer-by-layer deposition of biomaterials along with high precision positioning of cells to reproduce a 3D functional living tissue. The bio-printing process can manufacture highly intricate and porous 3D constructs that serve as a temporary structural support (known as a scaffold) for growing the isolated cells, providing nutrients to new tissues, facilitating the healing process, restoring the tissue function and minimizing the wound scar. This project will advance the development of materials that are compatible with the human body to support tissue regrowth in large scale.

UNH sets record of \$130 million for competitive research funding

UNH closed fiscal year 2020 with a record \$129,815,354 in new grants and contracts, supporting projects ranging from improving NH preschool education to sustainable seafood. The Institute for the Study of Earth, Oceans, and Space (EOS), received \$60.2 million, the largest share of external funding in FY20. Other awards: the College of Health and Human Services (\$23.6 million); the College of Life Sciences and Agriculture (\$11.7 million); the College of Engineering and Physical Sciences (\$9 million); the College of Liberal Arts (\$5.3 million); the Extension (\$4.8 million); and Paul College (\$3.1 million).



UNH: Sixth among US peers for turning research into social and economic impact

UNH is the sixth most productive mid-sized university in the U.S. when it comes to converting research funding into economic impact, according to a 2020 report from the George W. Bush Institute and the Opus Faveo Innovation Development consulting firm. UNH ranked just behind Princeton and Carnegie Mellon universities in the mid-sized category and ranked in the top 100 of all U.S. universities for innovation impact regardless of size or research budget.

"As New Hampshire's R1 public research university, we have a responsibility to extend the knowledge we generate into societal impact," says Marian McCord, UNH senior vice provost for research, economic engagement and outreach. "This ranking is wonderful recognition of our careful stewardship of the public's investment in UNH's research and innovation."



DOE, USNH and CCSNH partnership for NH K-16

Last summer, the New Hampshire Department of Education launched iLearnNH, a statewide Learning Management System (LMS) that is open at no cost to New Hampshire schools. “Teachers can harness digital tools to improve in-class, as well as remote, instruction,” said Education Commissioner Frank Edelblut. “It will allow schools to be nimble should they face disruptions to education like COVID-19.”

“This LMS contract partnership between the DOE, USNH and CCSNH leverages the scale and buying power of the DOE and of our State’s two higher education systems and will provide significant economies and opportunity for innovative collaborations,” said Chancellor Todd Leach, USNH.

For districts who adopt the program, iLearnNH will create a seamless user experience between K-12 and USNH and CCSNH.

Partnerships for GSC

With over 90% of the student population currently employed, Granite State College has a strong legacy of helping students meet their academic and professional goals by offering skills and techniques that employers value most. Through Learning Solutions, a portfolio of training and education-related services, GSC works directly with employers to help strengthen their workforce. From a robust online course delivery platform and validation of college-equivalent skills, to expert instructional designers for customized training, Learning Solutions can support an organization’s professional development, training and college completion goals.



From Left to Right: Mark Rubinstein, President of Granite State College; Dr. Brian Bicknell, Manchester Community College; Stacy Plourde '13 M.S. Leadership 2016, Northeast Delta Dental; Mayor Joyce Craig, City of Manchester; Michelle Harrington '15, City of Manchester; Christine Williams '19, Assistant Vice President of Enrollment Operations at Granite State College.

Growth in FY20 included enrollment partnerships with organizations such as Volunteer NH AmeriCorps, Concord Regional Visiting Nurses Association and Hospice of Southern Maine. Expansion of the professional development portfolio included supporting SOS Recovery Community Center with management and leadership training, and the City of Keene with project management training. Through Team Learning, the college supported Network4Health, Connections for Health, Riverbend Community Center and Easterseals together creating the Human Services and Addiction Studies team cohort. Additionally, Learning Solutions assisted NAMI-NH with additional customizations to their online training module, Suicide Prevention and Response.



CLA (CliftonLarsonAllen LLP)
CLAconnect.com

INDEPENDENT AUDITORS' REPORT

The Governor and
Legislative Fiscal Committee,
State of New Hampshire, and
The Board of Trustees
University System of New Hampshire

Report on the Financial Statements

We have audited the accompanying financial statements of the business-type activities of the University System of New Hampshire (the System), a component unit of the state of New Hampshire, as of and for the year ended June 30, 2020, and the related notes to the financial statements, which collectively comprise the System's basic financial statements as listed in the table of contents.

Management's Responsibility for the Financial Statements

Management is responsible for the preparation and fair presentation of these financial statements in accordance with accounting principles generally accepted in the United States of America; this includes the design, implementation, and maintenance of internal control relevant to the preparation and fair presentation of financial statements that are free from material misstatement, whether due to fraud or error.

Auditors' Responsibility

Our responsibility is to express opinions on these basic financial statements based on our audit. We conducted our audits in accordance with auditing standards generally accepted in the United States of America and the standards applicable to financial audits contained in *Government Auditing Standards*, issued by the Comptroller General of the United States. Those standards require that we plan and perform the audit to obtain reasonable assurance about whether the financial statements are free of material misstatement.

An audit involves performing procedures to obtain audit evidence about the amounts and disclosures in the financial statements. The procedures selected depend on the auditors' judgment, including the assessment of the risks of material misstatement of the financial statements, whether due to fraud or error. In making those risk assessments, the auditor considers internal control relevant to the entity's preparation and fair presentation of the financial statements in order to design audit procedures that are appropriate in the circumstances, but not for the purpose of expressing an opinion on the effectiveness of the entity's internal control. Accordingly, we express no such opinion. An audit also includes evaluating the appropriateness of accounting policies used and the reasonableness of significant accounting estimates made by management, as well as evaluating the overall presentation of the financial statements.

We believe that the audit evidence we have obtained is sufficient and appropriate to provide a basis for our audit opinion.



The Board of Trustees
University System of New Hampshire

Opinion

In our opinion, the financial statements referred to above present fairly, in all material respects, the respective financial position of the business-type activities of the System as of June 30, 2020, and the respective changes in financial position and, where applicable, cash flows thereof for the year then ended in accordance with accounting principles generally accepted in the United States of America.

Other Matters


The 2019 financial statements of the System were audited by other auditors whose report dated October 30, 2019, expressed unmodified opinions on those statements.

Required Supplementary Information

Accounting principles generally accepted in the United States of America require that the Management's Discussion and Analysis and the required supplementary information – retirement and OPEB plans, as listed in the table of contents, be presented to supplement the basic financial statements. Such information, although not a part of the basic financial statements, is required by the Governmental Accounting Standards Board who considers it to be an essential part of financial reporting for placing the basic financial statements in an appropriate operational, economic, or historical context. We have applied certain limited procedures to the required supplementary information in accordance with auditing standards generally accepted in the United States of America, which consisted of inquiries of management about the methods of preparing the information and comparing the information for consistency with management's responses to our inquiries, the basic financial statements, and other knowledge we obtained during our audit of the basic financial statements. We do not express an opinion or provide any assurance on the information because the limited procedures do not provide us with sufficient evidence to express an opinion or provide any assurance.

Other Reporting Required by Government Auditing Standards

In accordance with *Government Auditing Standards*, we have also issued our report dated October 23, 2020 on our consideration of the System's internal control over financial reporting and our tests of its compliance with certain provisions of laws, regulations, contracts, grant agreements, and other matters. The purpose of that report is solely to describe the scope of our testing of internal control over financial reporting and compliance and the results of that testing, and not to provide an opinion on the effectiveness of the System's internal control over financial reporting or on compliance. That report is an integral part of an audit performed in accordance with *Government Auditing Standards* in considering the System's internal control over financial reporting and compliance.



CliftonLarsonAllen LLP

Quincy, Massachusetts
October 23, 2020

Management's Discussion and Analysis

June 30, 2020 and 2019 (Unaudited)

I. Introduction

The following Management's Discussion and Analysis summarizes the financial condition and results of activities of the University System of New Hampshire (USNH) for the fiscal years ended June 30, 2020 and 2019. This analysis provides a comparison of significant amounts and measures to prior periods and, where appropriate, presents management's outlook for the future.

USNH is a Section 501(c)(3) corporation organized under the laws of the State of New Hampshire to serve the people of the state as the key provider of public higher education for bachelor's and advanced degree students. USNH accomplishes its mission by operating four educational institutions that collectively offer a broad array of education, research, and public services for the state. These institutions include the University of New Hampshire (UNH), Plymouth State University (PSU), Keene State College (KSC) and Granite State College (GSC). While select programs are active in other regions as well as abroad, most of USNH's activities take place at the three residential campuses (UNH Durham or UNHD, PSU and KSC). UNH-Manchester and UNH Franklin Pierce School of Law (UNHM and UNHL), the UNH Cooperative Extension and Small Business Development Centers located throughout the state and the six regional sites of GSC. The accompanying financial statements also include the activities and balances of the University of New Hampshire Foundation, Inc. (UNHF) and the Keene Endowment Association (KEA), two legally separate but affiliated entities. (See Note 1 to the Financial Statements for additional information on affiliated entities.)

II. Economic Outlook

The COVID-19 outbreak in the United States has caused business disruption through mandated and voluntary closings of operations and activities. On March 13, 2020, the Governor of the State of New Hampshire declared a state of emergency related to COVID-19. Shortly after the declaration, the USNH Board of Trustees voted to close the institutions' residential and dining halls and shift to remote learning for its entire student body to protect the health of its students, staff, and faculty while staying true to its core mission of academics and research by transitioning all undergraduate and graduate course instruction to an online format through the end of the academic year. Additionally, in collaboration with the State and local hospitals, USNH residential institutions established Alternate Care Sites and utilized available resources to support the community needs.

USNH faces these challenging times with a solid balance sheet and liquid resources (\$224 million in cash and operating investments available at both June 30, 2020 and 2019), which management believes will help USNH offset near-term pressures arising due to this pandemic. The strength of management and governance at USNH is reflected in changes made across all units to reduce administrative and other expenses in response to the closing of residential and dining halls, which included furloughs, service agreement re-negotiations, and other action. The implementation of these measures allowed USNH to limit its losses to \$4 million, notwithstanding COVID-19 mitigation costs of \$39 million net of recoveries.

The USNH Board of Trustees and Management continue to address both the immediate and long-term financial challenges related to the outbreak with a focus on safety as well as cost containment efforts. USNH leadership has adopted plans for a multi-year cost restructuring program designed to address the combined impact of COVID-19 and the other economic challenges facing higher education. The primary elements of the cost restructuring program include the establishment of shared services models across several functions along with campus-specific initiatives. Also, the Board of

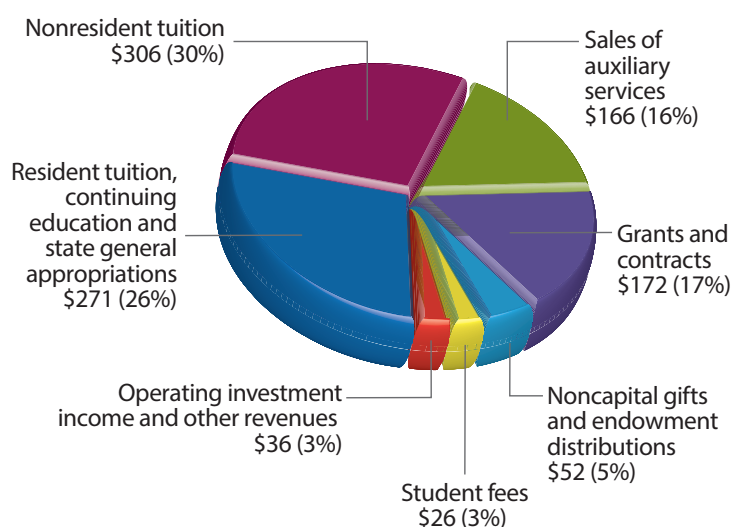
Trustees approved voluntary separation incentive programs for reduction of force for 2021. Working closely with the state and local communities, USNH institutions have reopened for the fall 2020 under a Hybrid Model with a blend of in-person and online learning and continue to focus on meeting both local and regional demands for quality education while protecting the health of its community members.

The remainder of this report describes the results of financial operations for the year ended June 30, 2020, with comparisons to prior years.

Chart 1: 2020 Gross Revenues by Source

Total = \$1+ Billion

(\$ in millions)



III. Financial Highlights

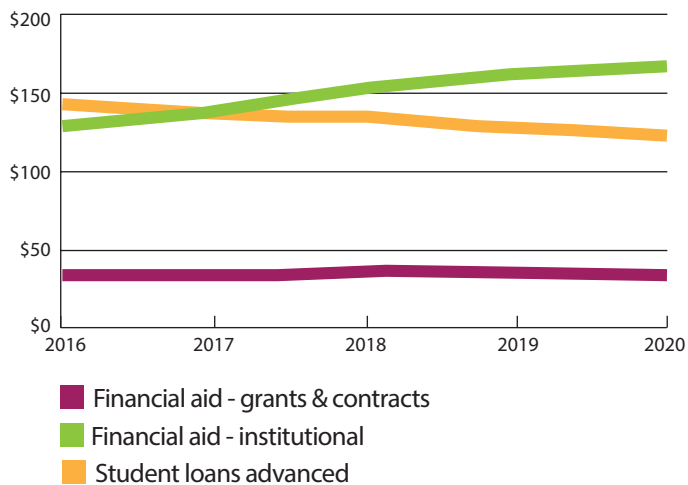
A. Revenues

Chart 1 above shows USNH's revenue streams including those classified as non-operating revenues per GASB standards, which totaled approximately \$1 billion in both fiscal years 2020 and 2019. Given our tri-fold mission of instruction, research and public service, the vast majority of USNH revenues are generated by the provision of educational and auxiliary services. The portion of auxiliary services revenue decreased from 20% in fiscal year 2019 to 16% in fiscal year 2020 due to campus closure of residential and dining halls in response to the COVID-19 pandemic. The grants and contracts revenue portion increased by 2% (\$17 million) from the federal Cares Act for Higher Education Emergency Relief Fund (HEERF) and the State of NH Governor's Office for Emergency Relief and Recovery awards to mitigate cost related to COVID-19. For 2020, USNH received \$9 million in the institutional portion of the HEERF award, of which \$4 million were unearned as of June 30, 2020 and expected to be used during 2021.

As shown in Chart 2 below, institutional financial aid expenditures continue to surpass aid provided by grants and student loans issued.

Chart 2: Student Aid Trends

(\$ in millions)



USNH has provided over \$1.6 billion in direct financial aid to students over the past ten years. Approximately \$332 million (21%) of this total was from grants and contracts. Over \$1 billion (72%) came from campus general funds, and the remaining 7% (\$114 million) was provided by gifts and athletics programs. USNH continues to focus on this area with the goal of limiting student and family loan debt for our students. Also, for 2020 students received \$5.6 million in direct aid relief for COVID-19 pandemic.

As seen in Table 1 below, enrollment at the flagship campus has remained stable over the past five years at an average of over 15,500 FTE students for all UNH

Table 1: Full-Time Equivalent Credit Enrollment

For the Fall of Each Fiscal Year

	2016	2017	2018	2019	2020
UNH (all campuses)	15,657	15,473	15,669	15,629	15,141
PSU	4,674	4,641	4,694	4,772	4,409
KSC	4,250	4,160	3,758	3,487	3,434
GSC	1,658	1,584	1,446	1,468	1,444
Total USNH FTEs	26,239	25,858	25,567	25,356	24,428
NH Resident	13,742	13,240	12,940	12,842	12,413
Nonresident	12,497	12,618	12,627	12,514	12,015
Total USNH FTEs	26,239	25,858	25,567	25,356	24,428

locations combined. UNH's Durham campus had stable freshmen applications over the past three years as shown in Table 2. Their enrollment strategy remains focused on attracting exemplary students. Approximately 49% of new UNHD students in the fall of 2019 ranked in the top 25% of their high school class reflecting the continued quality of the population. UNH continues to work on four strategic principles to drive UNH to become one of the top 25 public universities in the US. These include enhancing student success and well-being, expanding excellence, embracing New Hampshire, and building financial strength.

For 2020 the residential campuses limited tuition rate increases for NH students to 2.5%, and GSC did not increase tuition for their NH-residents. Nonresident tuition revenues increased 0.6% (\$1.8 million) over the prior year. For the past three years approximately 51% of USNH students were NH residents when calculated on a full-time equivalency basis. New England has historically been known as a premier location for the pursuit of higher education, whether at a public or private institution. While that is still true, regional school age populations are expected to decrease over time, resulting in more competition for the smaller number of NH students.

USNH is working to ensure New Hampshire students are prepared to meet the needs of the State's workforce. While financial aid from grants has remained stagnant for the past several years, institutional financial aid grew 3.1% (\$5.0 million) in 2020 after a 6.1% (\$9.4 million) increase in 2019. USNH has also made significant changes in the way it awards financial aid. During 2018, UNH launched the Granite Guarantee program which covers the cost of tuition for all federal Pell-Grant eligible New Hampshire students. The sister USNH residential campuses were quick to follow suit. This program is funded with restricted gifts as well as unrestricted sources. The State is also partnering in this area by renewing its Governor's Scholarship Fund for NH resident students. A review of New Hampshire's school population data by age grouping suggests that our enrollment challenges will increase in future years. Planning for this possibility includes more programs for adult-learners currently in place at all campuses, and future capital project plans now include consideration of these impacts as well.

Table 2: Freshman Applications, Acceptances and Enrollees at UNH Durham*

For the Fall of Each Fiscal Year

	2016	2017	2018	2019	2020
Freshmen applications received	18,267	19,076	18,397	18,474	18,040
Acceptances as % of applications	83%	80%	83%	84%	84%
Enrolled as % of acceptances	21%	19%	20%	20%	18%

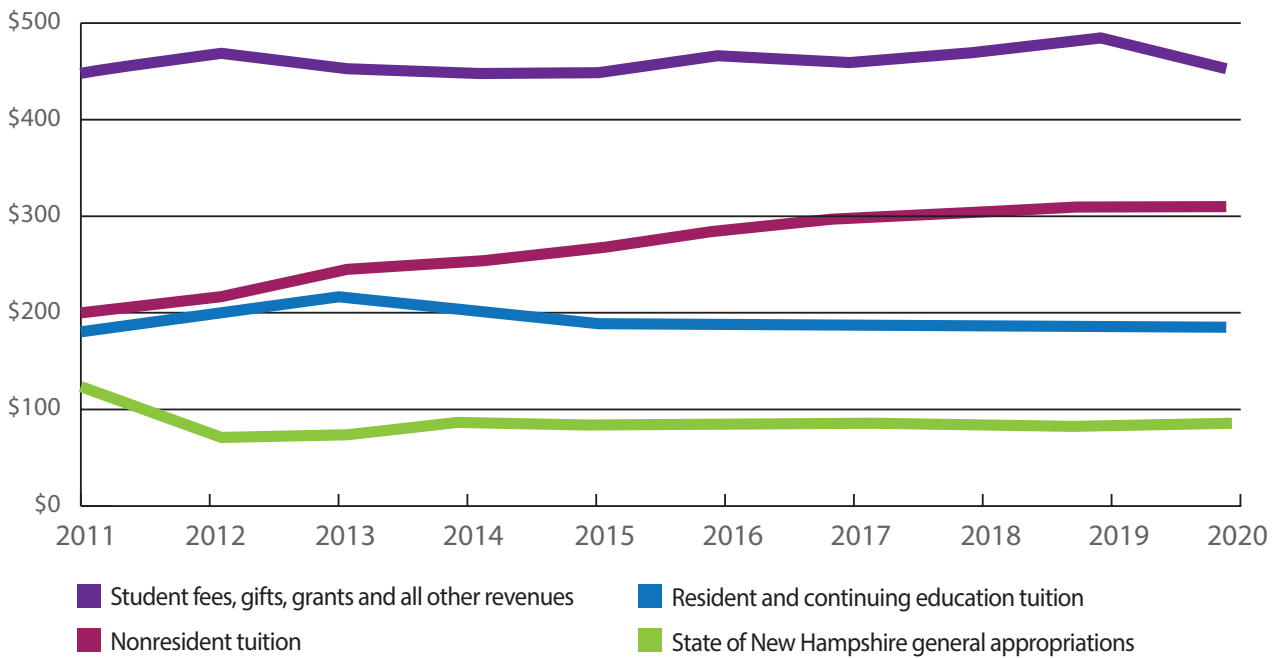
* Comparable data for other campuses is available upon request.

Chart 3 below shows USNH's major revenue stream trends for the past ten years. As seen in the graph, state appropriation revenues were cut by 50% in 2012, which resulted in a significant increase in resident tuition rates for fiscal years 2012 and 2013. USNH then held resident tuition rates flat through 2015 as the appropriation was partially restored. Inflationary increases in the resident tuition rates were added for 2016 through 2020. During 2020, auxiliary revenue decreased by \$48 million (22%) compared to 2019. The decrease was due to room and board refunds to students when residential campuses closed their dorms and dining facilities in response to the COVID-19 pandemic. USNH revenues included one-time federal and state grant revenue of \$16 million, including \$5.6 million in student refund recoveries. As evidenced by the financial aid growth shown in Chart 2, USNH is committed to working with the State to ensure that New Hampshire's students have access to a quality education at an affordable price.

Chart 3: Ten Year Revenue History

Before Application of Student Financial Aid

(\$ in millions)



B. Expenditures

USNH's expenses (including expenses classified as nonoperating per GASB standards) decreased \$8.2 million or 1% over the 2019 level; and 2019 expenses decreased by \$3.4 million or 0.4% over 2018. The largest reduction over the prior year was in nongrant supplies and services \$19.5 million (11%). The reduction was mainly driven by \$6.4 million in rentals and service contracts, \$5.6 million related to the travel ban, \$4.4 million in food service reductions, and the remainder from other tighter spending controls put into place to mitigate the effects of COVID-19 pandemic. This is offset by COVID expense of \$9 million incurred in 2020, the employee compensation costs increase of \$3.3 million (1%), and the depreciation charges for buildings and equipment increase of \$3.6 million due to completion of several construction projects during 2020.

USNH recently restructured its purchasing activities to have all campus Procurement personnel report centrally. This model of local delivery with central oversight is designed to contain costs by combining our purchasing volumes across the state. As part of this initiative USNH contracted for a system-wide online purchasing system during 2018. This new system is designed to streamline business processes and provide tools needed for data driven procurement decision making. The tool is currently live at Granite State College and is expected to go live in the fall of 2020 for the rest of USNH institutions.

Chart 4: Expenses by Functional Classification

(\$ in millions)

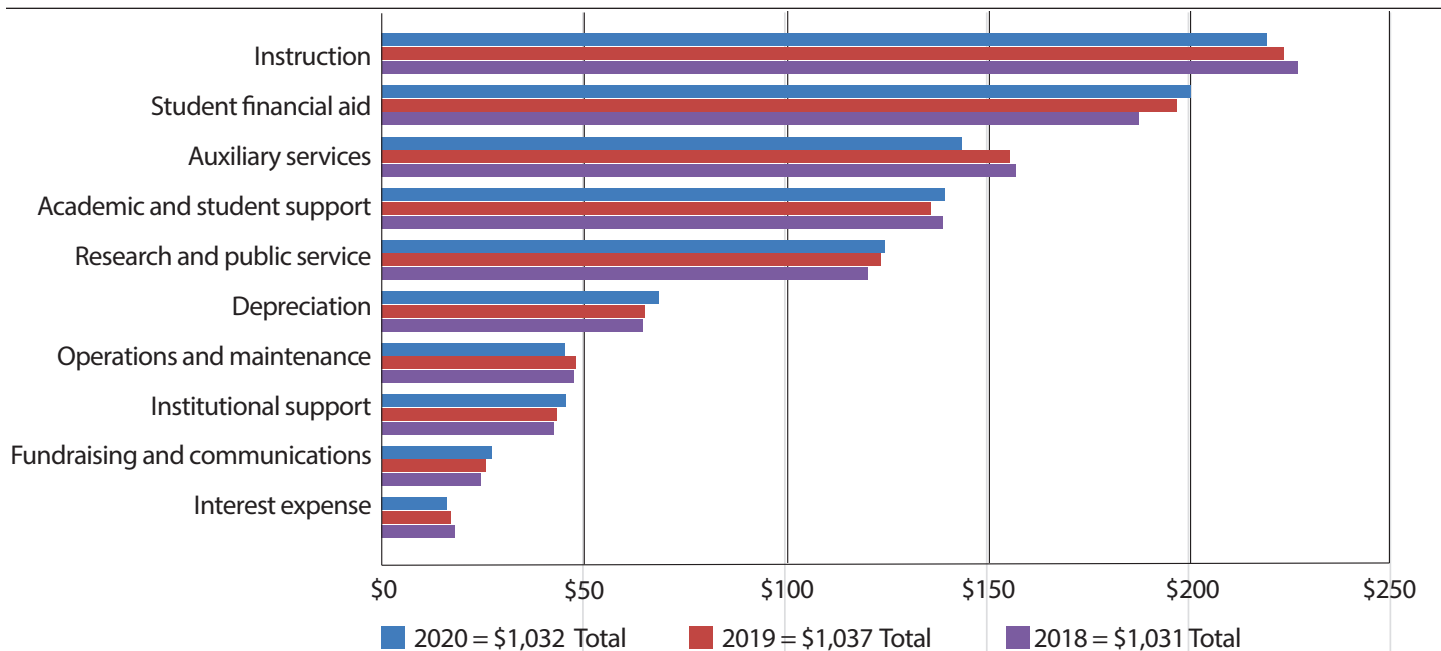


Chart 4 displays USNH's expenses for the past three years by functional, rather than natural, classification. The increases in financial aid discussed on the previous page are clearly depicted in the graph. That is the only cost category with such significant growth. (Additional detail on operating expenses by function can be found in Note 13 to the Financial Statements.)

C. Capital spending

The campuses had several major capital projects completed during 2020 which included the Physical Education Center renovation (\$10 million) at PSU, the Bio-Manufacturing Innovation Center (\$4 million) at UNH Manchester, KSC's Mason Library expansion for Holocaust study materials funded primarily with gift proceeds (\$5 million), and the new water treatment plant that UNH shares with the town of Durham (\$17 million).

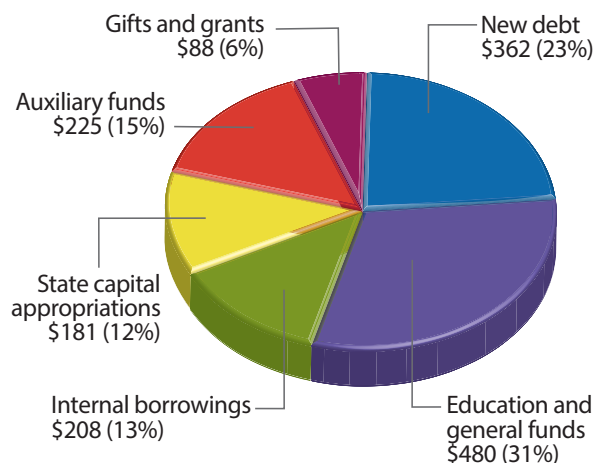
From 2002 to 2013, USNH received significant state capital appropriations to renovate specific academic buildings on each campus. During the past ten years operating and internal funds totaling \$141 million were used to supplement the state appropriations. Effective July 1, 2020, the State of New Hampshire appropriated \$42 million in capital funds for the Biological Sciences Spaulding Hall at UNH, PSU's Hyde Hall Innovation and Entrepreneurship Center renovation, and KSC's Elliot Student Service Success Center and Joslin Hall Classroom renovation to be spent through June 30, 2025. For 2020, \$10 million of the state capital appropriation were used for the Biological Sciences Spaulding Hall at UNH. UNH also received an additional state appropriation of \$9 million to add nursing program capacity with additional specializations in acute care and psychiatric mental health. The nursing program construction project was still under the predesign phase as of June 30, 2020. However, even with the additional state capital appropriation, there are still several buildings in need of improvement at each campus. USNH campuses must strategically prioritize the available limited funding for capital assets, while at the same time not allowing deferred maintenance needs to escalate. This work is needed to ensure USNH can meet the education and experiential needs of its students. In addition, USNH is only authorized to issue debt for self-supporting, auxiliary projects. The related debt service is then funded by student fees for each type of auxiliary service (housing, dining, or recreation). For 2020 and 2019, no new debt was issued.

Chart 5 below shows the funding sources for USNH's capital spending over the past fifteen years. USNH spent over \$1 billion during this time to construct and renovate buildings and infrastructure at all campuses. One of the largest sources of funding for the related projects was debt issuances of \$362 million. Plant and equipment depreciation expenses of \$593 million were recorded during the same period. (See Notes 5 and 8 to the Financial Statements for additional information on property and equipment, and debt balances.)

Chart 5: Capital Funding Sources, 2006-2020

Total \$1.5 Billion

(\$ in millions)



D. Investing Activities

Cash and short-term investment balances totaled approximately \$224 million on June 30, 2020 and June 30, 2019. (See Note 2 to the Financial Statements for additional information on cash, cash equivalents and short-term investments.) USNH's long-term investments are primarily derived from endowment gifts intended to be invested in perpetuity. With Board approval USNH also invests select large, current-use gifts, and unrestricted balances held centrally, as quasi-endowment funds. These amounts are invested in one of three venues depending on whether the donor contributed to a campus, the UNH Foundation (UNHF), or the Keene Endowment Association (KEA). The investment pools are managed to provide the highest rate of return over the long term given an acceptable level of risk as determined by the responsible fiduciaries. The USNH Consolidated Endowment Pool holds funds for the benefit of all campuses. The UNHF endowment pool holds funds for the benefit of UNH only, and the KEA pool holds funds for the benefit of KSC only. The USNH Board of Trustees has fiduciary responsibility for the USNH Pool, whereas the separate boards of UNHF and KEA have their own investment policies and are responsible for those investments. Below is a summary of USNH's endowment and similar investment values for the past three years.

Table 3: Endowment and Similar Investments Market Value Summary

(\$ in millions)

	As of June 30,		
	2020	2019	2018
USNH Pool	\$534	\$542	\$527
UNHF Pool	236	236	225
KEA Pool	14	10	9
Funds held in trust	15	16	16
Life Income/Annuity Funds	4	5	4
	<u>\$803</u>	<u>\$809</u>	<u>\$781</u>

While the two larger pools are primarily invested in funds, the KEA pool primarily holds individual stock and bond investments. As shown in Table 4 to the right, the KEA pool net gains over the past three years averaged 9.4% and the USNH and UNHF pools averaged 5.2% and 4.7%, respectively, before distributions. During fiscal year 2019, the Investment Committee of the USNH Board of Trustees voted to change the target asset allocations for investments in the USNH Endowment pool. The changes included increasing the targets for public and private global equities, while also reducing the targeted level of flexible capital investments. These changes will be incorporated over several years to ensure prior fund commitments are met. All three pools' returns were impacted by the financial market disruption and volatility during 2020.

Distributions from the endowment and trust funds totaled approximately \$35 million in fiscal year 2020. This compares to \$34 million for fiscal year 2019. The difference is primarily due to USNH beginning to payout on a quasi-endowment created several years ago to support debt service payments made by the campuses.

Distributions of approximately \$23 million were made from the USNH pool and trusts, along with \$12 million from the UNHF pool and \$419,000 from the KEA pool. Distributions represent a smaller percentage of the USNH pool because USNH holds several quasi-endowment funds for future, rather than current use. Volatility in returns has resulted in a limited number of endowment funds having market values less than the original gift value ("underwater" funds). The net negative returns for 2020 resulted in an increase in these underwater funds. Of the 1,525 endowment funds maintained in the various endowment pools, 123 remained underwater at June 30, 2020. This compares to 31 underwater endowment funds at June 30, 2019. The endowment funds were underwater by \$2 million at June 30, 2020, compared to \$710,000 at June 30, 2019. (See Notes 4 and 12 for further information on endowment and similar investments.)

Table 4: Pooled Endowment Returns

	Year - Ended June 30,			Three Year Average
	2020	2019	2018	
USNH Pool				
Gross return	1.9%	6.3%	8.4%	5.5%
<i>Investment management fees</i>	<u>(0.5%)</u>	<u>(0.5%)</u>	<u>(0.4%)</u>	<u>(0.5%)</u>
Net return	1.4%	5.8%	8.0%	5.0%
<i>Distributions</i>	<u>(4.2%)</u>	<u>(4.1%)</u>	<u>(3.2%)</u>	<u>(3.8%)</u>
Net reinvested	<u>(2.8%)</u>	<u>1.7%</u>	<u>4.8%</u>	<u>1.2%</u>
UNHF Pool				
Gross return	1.9%	5.6%	8.6%	5.4%
<i>Investment management fees</i>	<u>(0.8%)</u>	<u>(0.6%)</u>	<u>(0.7%)</u>	<u>(0.7%)</u>
Net return	1.1%	5.0%	7.9%	4.7%
<i>Distributions</i>	<u>(5.2%)</u>	<u>(3.8%)</u>	<u>(5.3%)</u>	<u>(4.8%)</u>
Net reinvested	<u>(4.1%)</u>	<u>1.2%</u>	<u>2.6%</u>	<u>(0.1%)</u>
KEA Pool				
Gross return	4.8%	10.9%	14.7%	10.1%
<i>Investment management fees</i>	<u>(0.7%)</u>	<u>(0.7%)</u>	<u>(0.7%)</u>	<u>(0.7%)</u>
Net return	4.1%	10.2%	14.0%	9.4%
<i>Distributions</i>	<u>(4.3%)</u>	<u>(4.5%)</u>	<u>(3.7%)</u>	<u>(4.2%)</u>
Net reinvested	<u>(0.2%)</u>	<u>5.7%</u>	<u>10.3%</u>	<u>5.2%</u>

IV. Using the Financial Statements

A. Statements of Net Position

The Statements of Net Position depict all USNH assets, liabilities, and deferred inflows/outflows of resources on June 30 each year, along with the resulting net financial position. An increase in net position over time is a primary indicator of an institution's financial health. Factors contributing to future financial health as reported on the Statements of Net Position include the value and liquidity of financial and capital investments, and balances of related obligations.

Table 5 below shows condensed information from the Statements of Net Position at June 30 for the past five years. Note that we have also included certain condensed information as of June 30, 2020 by campus herein as required by regional accreditation agencies.

Table 5: Condensed Information from the Statements of Net Position as of June 30,
(\$ in millions)

	2016	2017	2018*	2019**	2020
Cash and short-term investments	\$ 228	\$ 213	\$ 206	\$ 224	\$ 224
Endowment and similar investments	655	730	781	809	803
Property and equipment, net	1,077	1,120	1,122	1,117	1,120
Other assets and deferred outflows of resources	<u>162</u>	<u>106</u>	<u>95</u>	<u>92</u>	<u>107</u>
Total Assets and Deferred Outflows of Resources	<u>2,122</u>	<u>2,169</u>	<u>2,204</u>	<u>2,242</u>	<u>2,254</u>
Derivative instruments - interest rate swaps	37	26	18	23	29
Postretirement medical benefits	56	56	90	83	91
Long-term debt	519	501	488	465	439
Other liabilities and deferred inflows of resources	<u>169</u>	<u>152</u>	<u>160</u>	<u>173</u>	<u>198</u>
Total Liabilities and Deferred Inflows of Resources	<u>781</u>	<u>735</u>	<u>756</u>	<u>744</u>	<u>757</u>
Net investment in capital assets	630	651	665	685	709
Restricted financial resources	405	454	481	495	497
Unrestricted financial resources	<u>306</u>	<u>329</u>	<u>302</u>	<u>318</u>	<u>291</u>
Total Net Position	<u>\$1,341</u>	<u>\$1,434</u>	<u>\$1,448</u>	<u>\$1,498</u>	<u>\$1,497</u>

*Beginning net position restated to reflect the adoption of GASB 75 related to postretirement medical obligations

**Beginning net position restated to reflect the adoption of GASB 83 related to asset retirement obligations

As shown above, cash and short-term investment balances have been relatively stable over the past five years. In 2017, endowment returns rebounded after net losses in the prior two years. The endowment gains were more moderate in 2018 and 2019, and slightly decreased in 2020, but overall increased \$148 million (23%) since 2016. The other assets balances above include investments of \$57 million, \$11 million, and \$4 million, held by our bond trustee related to our Series 2015 and 2016 bond issuances for 2016 through 2018, respectively. As of June 30, 2019, USNH no longer had any debt proceeds held by bond trustees.

Deferred inflows and outflows of resources include changes in the fair value of USNH's interest rate swap derivatives, as well as accounting gains and losses related to refinancing certain bonds outstanding. The impacts of changes in actuarial assumptions, differences between projected and actual earnings, and benefit payments made after the measurement dates of USNH benefit plans are also included in deferred inflows and outflows beginning in 2017 depending on the type of plan. Beginning in 2019, additional deferred inflows and outflows were recorded related to asset retirement obligations.

In 2020, USNH completed a biennial actuarial valuation according to the provisions of GASB Statement No. 75, *Accounting and Financial Reporting for Postemployment Benefits Other than Pensions*, for our postretirement medical obligations. The result was an increase of \$7 million in deferred outflows of resources due to a decrease of the discount rate used. The fair value of interest rate swap obligations resulted in an additional \$6 million increase in deferred outflows.

In 2018, the UNH Foundation also adopted the provisions of GASB Statement No. 81, *Irrevocable Split-Interest Agreements*, which resulted in recording deferred inflows of approximately \$1 million and \$2 million in 2017 and 2018, respectively.

USNH has large liabilities related to long-term debt and postretirement medical benefits. Bond and capital lease principal payments ranged from \$19 million to \$24 million for fiscal years 2018 through 2020. The postretirement obligations represent the actuarially determined value of medical benefits provided to certain current and former employees for various periods, including the remaining life of the participants in some cases. (See Notes 7 and 8 to the Financial Statements for additional information in this regard.) The other liabilities balance above include accounts payable, accrued employee benefits, government advances refundable under the Perkins Loan Program, interest rate swap liabilities related to derivative instruments and unearned revenue. The increase in unearned revenue in 2020 is mainly due to \$18 million of credits refunds related to COVID-19 campus closures that students elected to apply to the subsequent semester.

Net position is reported in three categories. The net invested in capital assets amount represents the historical cost of property and equipment reduced by total accumulated depreciation and the balance of related debt outstanding for certain auxiliary buildings. Restricted financial resources include balances of current and prior year gifts for specified purposes such as scholarships or academic programs, as well as campus endowment balances which were required to be invested in perpetuity by the original donors (\$296 million and \$282 million at June 30, 2020 and 2019, respectively). Unrestricted financial resources represent net assets that are available for any future use without legal restriction. (See Note 14 to the Financial Statements for further details on the components of net position.) A breakdown of asset, liability, and net position balances by campus as of June 30, 2020 is shown below.

**Table 5A: Condensed Information from the Statement of Net Position as of June 30, 2020
Presented by Campus**

(\$ in millions)

	University of New Hampshire Campuses & Foundation	Plymouth State University	Keene State College & Endowment Association	Granite State College	Chancellor's Office	Total University System of New Hampshire
Cash and short-term investments	\$ 187	\$ 22	\$ 37	\$22	\$ (44)	\$ 224
Endowment and similar investments	406	30	44	8	315	803
Property and equipment, net	753	186	168	7	6	1,120
Other assets and deferred outflows of resources	<u>48</u>	<u>5</u>	<u>7</u>	<u>1</u>	<u>46</u>	<u>107</u>
Total Assets and Deferred Outflows of Resources	<u>1,394</u>	<u>243</u>	<u>256</u>	<u>38</u>	<u>323</u>	<u>2,254</u>
Derivative instruments - interest rate swaps	–	–	–	–	29	29
Postretirement medical benefits	64	12	11	2	2	91
Long-term debt	174	95	93	–	77	439
Other liabilities and deferred inflows of resources	<u>108</u>	<u>16</u>	<u>11</u>	<u>2</u>	<u>61</u>	<u>198</u>
Total Liabilities and Deferred Inflows of Resources	<u>346</u>	<u>123</u>	<u>115</u>	<u>4</u>	<u>169</u>	<u>757</u>
Net investment in capital assets	575	90	75	7	(38)	709
Restricted financial resources	416	26	46	9	–	497
Unrestricted financial resources	<u>57</u>	<u>4</u>	<u>20</u>	<u>18</u>	<u>192</u>	<u>291</u>
Total Net Position	<u>\$1,048</u>	<u>\$ 120</u>	<u>\$141</u>	<u>\$34</u>	<u>\$154</u>	<u>\$1,497</u>

B. Statements of Revenues, Expenses and Changes in Net Position

This statement reports total operating revenues, operating expenses, other revenues and expenses, and other changes in net position, as prescribed and defined by the Governmental Accounting Standards Board (GASB). There are three major components which management considers separately when analyzing the increase (decrease) in total net position: increase (decrease) in Net Position Before Other Changes (also referred to as operating margin); capital appropriations and other plant changes; and endowment gifts and net returns. The increase (decrease) in Net Position Before Other Changes is further broken down into operating and nonoperating as prescribed by GASB reporting standards which require that certain USNH recurring revenues be shown as nonoperating. This includes state general appropriations, federal Pell grants, noncapital gifts, operating investment income, the portion of endowment returns used to fund the related programs, and other revenue sources that are defined as nonoperating revenues by GASB. These revenue streams are important sources of funds used to supplement tuition and fees revenue. Accordingly, operating and nonoperating revenue and expense, together, constitute the indicator of recurring revenues and expenses for USNH.

Table 6 shows condensed information from the Statements of Revenues, Expenses and Changes in Net Position for the five years ended June 30, 2020.

The net tuition and fees revenue in these statements reflects the size and type of student enrollments, as well as student financial needs and academic achievement. Auxiliary services reflect revenues from student housing, dining, and other facility programs. Grants and contracts revenues reflect amounts reimbursed by USNH sponsors including the US government, State of New Hampshire, and other entities. These revenues may also come from awards to other institutions that are later contracted out to USNH campuses. Total operating and nonoperating revenues were down \$35 million in 2020, primarily due to decreases in auxiliary services. Expenses were down \$8 million in 2020, after a decrease of \$3 million in 2019.

The increase(decrease) in net position before other changes reflects USNH's operating margin each year. USNH's operating margin for 2020 was (0.4%) of net revenues. This is primarily due to room and board refunds and costs related to COVID-19 pandemic as discussed previously.

Endowment gifts totaled \$15 million in 2020, \$18 million in 2019, and \$16 million in 2018. The investment return after distributions resulted in losses of \$24 million in 2020 after gains of \$9 million in 2019 and \$29 million in 2018. The volatility of endowment returns is a significant driver of the change in total net position each year. Table 6A on the following page provides condensed information from the Statements of Revenues, Expenses and Changes in Net Position presented by campus for the year ended June 30, 2020.

Table 6: Condensed Information from the Statements of Revenues, Expenses and Changes in Net Position for the Years Ended June 30,

(\$ in millions)

	2016	2017	2018	2019	2020
OPERATING REVENUES					
Tuition and fees	\$ 491	\$501	\$514	\$ 522	\$517
Less: student financial aid	<u>(162)</u>	<u>(172)</u>	<u>(188)</u>	<u>(197)</u>	<u>(200)</u>
Net tuition and fees	329	329	326	325	317
Grants and contracts	123	121	127	129	131
Sales of auxiliary services	211	216	215	215	166
Other operating revenue	<u>29</u>	<u>30</u>	<u>30</u>	<u>32</u>	<u>29</u>
Total Operating Revenues	<u>692</u>	<u>696</u>	<u>698</u>	<u>701</u>	<u>643</u>
OPERATING EXPENSES					
Employee compensation	528	520	533	535	538
Supplies and services	203	210	208	204	191
Utilities, depreciation and amortization	<u>80</u>	<u>81</u>	<u>84</u>	<u>84</u>	<u>87</u>
Total Operating Expenses	<u>811</u>	<u>811</u>	<u>825</u>	<u>823</u>	<u>816</u>
<i>Operating loss</i>	<i>(119)</i>	<i>(115)</i>	<i>(127)</i>	<i>(122)</i>	<i>(173)</i>
NONOPERATING REVENUES (EXPENSES)					
State of New Hampshire general appropriations	81	81	81	81	86
Other nonoperating grant revenue	25	25	26	26	41
Noncapital gifts, investment income and other revenues	50	41	44	56	59
Interest expense, net	<u>(19)</u>	<u>(20)</u>	<u>(18)</u>	<u>(17)</u>	<u>(16)</u>
Total Nonoperating Revenues (Expenses)	<u>137</u>	<u>127</u>	<u>133</u>	<u>146</u>	<u>170</u>
Increase (Decrease) in Net Position Before Other Changes	<u>18</u>	<u>12</u>	<u>6</u>	<u>24</u>	<u>(3)</u>
OTHER CHANGES IN NET POSITION					
Endowment gifts and returns, net	(30)	70	45	27	(10)
State capital appropriations and other changes	<u>3</u>	<u>11</u>	<u>5</u>	<u>2</u>	<u>12</u>
Total Other Changes in Net Position	<u>(27)</u>	<u>81</u>	<u>50</u>	<u>29</u>	<u>2</u>
Effect of adoption of new accounting standards	<u>-</u>	<u>-</u>	<u>(42)</u>	<u>(2)</u>	<u>-</u>
Total Increase (Decrease) in Net Position	<u>\$ (9)</u>	<u>\$ 93</u>	<u>\$ 14</u>	<u>\$ 51</u>	<u>\$ (1)</u>

Table 6A: Condensed Information from the Statement of Revenues, Expenses and Changes in Net Position for the Year Ended June 30, 2020 Presented by Campus

(\$ in millions)

	University of New Hampshire Campuses & Foundation	Plymouth State University	Keene State College & Endowment Association	Granite State College	Chancellor's Office	Total University System of New Hampshire
OPERATING REVENUES						
Tuition and fees	\$367	\$ 73	\$ 61	\$16	\$ –	\$517
Less: student financial aid	(140)	(29)	(25)	(6)	–	(200)
Net tuition and fees	227	44	36	10	–	317
Grants and contracts	122	3	3	3	–	131
Sales and auxiliary services	114	25	27	–	–	166
Other operating revenue	19	2	4	–	4	29
Total Operating Revenues	<u>482</u>	<u>74</u>	<u>70</u>	<u>13</u>	<u>4</u>	<u>643</u>
OPERATING EXPENSES						
Employee compensation	394	58	60	14	12	538
Supplies and services	146	21	25	4	(5)	191
Utilities, depreciation and amortization	60	14	13	–	–	87
Total Operating Expenses	<u>600</u>	<u>93</u>	<u>98</u>	<u>18</u>	<u>7</u>	<u>816</u>
Operating loss	(118)	(19)	(28)	(5)	(3)	(173)
NONOPERATING REVENUES (EXPENSES)						
State of New Hampshire general appropriations	59	12	12	3	–	86
Other nonoperating grant revenue	20	7	6	3	5	41
Noncapital gifts, investment income and other revenues	42	3	4	1	9	59
Interest expense, net	(7)	(3)	(4)	–	(2)	(16)
Total Nonoperating Revenues (Expenses)	<u>114</u>	<u>19</u>	<u>18</u>	<u>7</u>	<u>12</u>	<u>170</u>
Increase (Decrease) in Net Position Before Other Changes	<u>(4)</u>	<u>–</u>	<u>(10)</u>	<u>2</u>	<u>9</u>	<u>(3)</u>
OTHER CHANGES IN NET POSITION						
Endowment gifts and returns, net	(7)	1	4	–	(8)	(10)
State capital appropriations and other changes	9	(2)	(2)	–	7	12
Total Other Changes in Net Position	<u>2</u>	<u>(1)</u>	<u>2</u>	<u>–</u>	<u>(1)</u>	<u>2</u>
Total Increase (Decrease) in Net Position	<u>\$ (2)</u>	<u>\$ (1)</u>	<u>\$ (8)</u>	<u>\$ 2</u>	<u>\$ 8</u>	<u>\$ (1)</u>

C. Statements of Cash Flows

The Statements of Cash Flows summarize transactions affecting cash and cash equivalents. Table 7 below shows summary information from the Statements of Cash Flows for the five years ended June 30, 2020.

Table 7: Condensed Information from the Statements of Cash Flows for the Years Ended June 30,

(\$ in millions)

	2016	2017	2018	2019	2020
Cash flows from:					
Receipts from tuition and fees, net	\$331	\$332	\$328	\$327	\$348
Receipts from sales of auxiliary services	208	217	214	216	165
Receipt of state general appropriations	81	81	81	81	86
Noncapital gifts, grants and other receipts	193	188	203	198	212
Payments to and on behalf of employees	(518)	(543)	(537)	(532)	(532)
Payments for supplies, services and utilities	(222)	(227)	(227)	(222)	(211)
Net Cash Provided by Operating and Noncapital Financing Activities	73	48	62	68	68
Net Cash Used in Capital Financing Activities	(110)	(120)	(83)	(78)	(90)
Net Cash Provided by Investing Activities	26	69	10	30	12
Increase/(Decrease) in Cash and Cash Equivalents	<u>\$ (11)</u>	<u>\$ (3)</u>	<u>\$ (11)</u>	<u>\$ 20</u>	<u>\$ (10)</u>

These statements provide information about cash collections and cash payments made by USNH each year. The statements are designed to help readers assess our ability to generate the cash flows necessary to meet current and future obligations. Cash flows from operating activities will always be different than the operating results on the Statements of Revenues, Expenses and Changes in Net Position because of the inclusion of noncash items, such as depreciation expense, and because the latter statement is prepared on the accrual basis of accounting, meaning that it shows revenues when earned and expenses as incurred. The decrease in cash flows from operating and noncapital financing activities is primarily related to refunds of room and board and other fees due to COVID-19 pandemic. The net cash used in capital financing activities for 2020 increased primarily due to construction of the Biological Sciences Spaulding Hall at UNH, 2018 and 2019 were lower since most of the 2016 and 2017 investments generated by USNH's recent bond issuances had already been liquidated in prior years. The cash provided by investing activities in 2020 is lower because endowment investment transactions were volatile in 2020.

D. Financial Indicators

Historically, USNH has used unrestricted financial resources to external debt outstanding (UFR to Debt) as the primary indicator of its financial health. In October 2019, USNH Financial Affairs Committee of the Board of Trustees replaced this ratio with the Spendable Cash and Investments to Debt (SCI to Debt) as a measure of liquidity to align with Moody's new methodology. The UFR to Debt ratio uses the unrestricted net position balance as the numerator and the total long-term debt balance outstanding as the denominator. The SCI to Debt ratio uses wealth that can be accessed over time or for a specific purpose to repay bondholders. USNH's targeted unrestricted financial resources to debt ratio is 50% or above, and the targeted SCI to Debt ratio is 1.3 or above. The average of UFR to Debt over the past five years was 64.2%, and 1.49 for the SCI to Debt ratio. Both ratios reflect sufficient available support for ongoing initiatives. (See Notes 8 and 14 to the Financial Statements for additional information in this regard).

Chart 6: Unrestricted Financial Resources to Total Debt

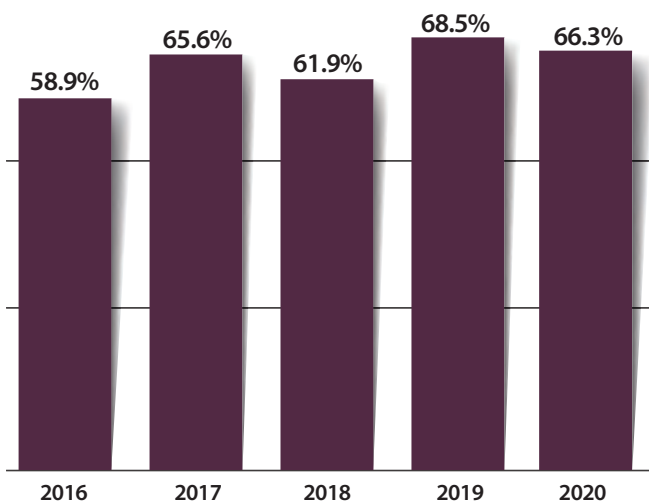
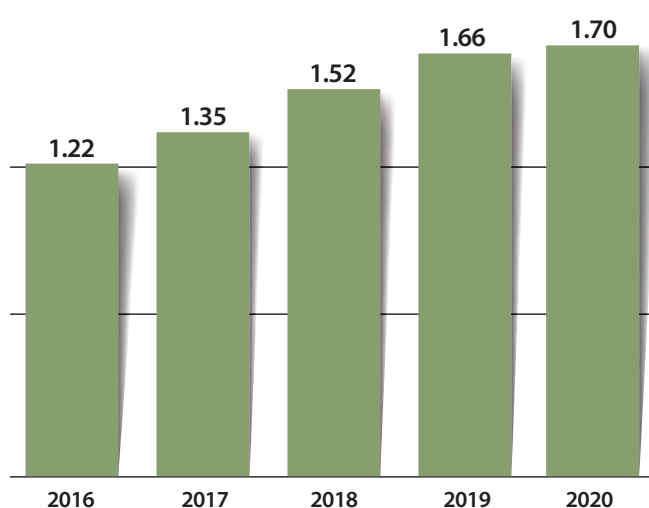


Chart 7: Spendable Cash to Debt



University System of New Hampshire

Statements of Net Position

(\$ in thousands)

	Balance at June 30,	
	2020	2019
ASSETS		
Current Assets		
Cash and cash equivalents	\$ 65,339	\$ 75,422
Short-term investments	158,907	148,166
Accounts receivable, net	31,298	22,031
Pledges receivable - current portion	2,537	3,292
Notes receivable - current portion	2,070	2,196
Prepaid expenses and other current assets	7,415	9,230
Total Current Assets	267,566	260,337
Noncurrent Assets		
Endowment and similar investments - campuses	549,393	557,984
Endowment and similar investments - affiliated entities	253,526	251,249
Pledges receivable, net of current portion	3,936	4,810
Notes receivable, net of current portion	11,070	14,293
Pension assets, net of obligations	432	311
Property and equipment, net of accumulated depreciation	1,119,925	1,117,361
Total Noncurrent Assets	1,938,282	1,946,008
TOTAL ASSETS	2,205,848	2,206,345
DEFERRED OUTFLOWS OF RESOURCES	48,775	35,977
LIABILITIES		
Current Liabilities		
Accounts payable and accrued expenses	64,113	65,231
Deposits and unearned revenues	68,879	40,242
Accrued employee benefits - current portion	6,673	6,760
Postretirement medical benefits - current portion	4,412	5,331
Long-term debt - current portion	27,315	26,203
Total Current Liabilities	171,392	143,767
Noncurrent Liabilities		
Asset retirement and other obligations	10,646	5,787
Refundable government advances	13,229	17,513
Accrued employee benefits, net of current portion	24,467	24,702
Postretirement medical benefits, net of current portion	86,131	77,515
Derivative instruments - interest rate swaps	29,262	22,976
Long-term debt, net of current portion	411,678	439,016
Total Noncurrent Liabilities	575,413	587,509
TOTAL LIABILITIES	746,805	731,276
DEFERRED INFLOWS OF RESOURCES	10,474	12,500
NET POSITION (see Note 14)		
Net investment in capital assets	709,337	685,015
Restricted		
Nonexpendable	296,353	281,701
Expendable	200,667	213,337
Unrestricted	290,987	318,493
TOTAL NET POSITION	\$1,497,344	\$1,498,546

See accompanying notes to the financial statements.

University System of New Hampshire Statements of Revenues, Expenses and Changes in Net Position

(\$ in thousands)

	For the year ended June 30,	
	2020	2019
OPERATING REVENUES		
Resident tuition	\$ 166,003	\$ 166,236
Nonresident tuition	305,555	307,332
Continuing education tuition	19,222	19,574
Student fees revenue	26,148	28,514
Total tuition and fees	516,928	521,656
Less: student financial aid - grants and contracts	(31,922)	(33,460)
Less: student financial aid - all other	(168,333)	(163,308)
Net tuition and fees	316,673	324,888
Grants and contracts - direct revenues	108,488	107,258
Grants and contracts - facilities & administrative recovery	22,363	21,718
Sales of auxiliary services	166,370	214,511
Other operating revenues	28,921	32,266
TOTAL OPERATING REVENUES	642,815	700,641
OPERATING EXPENSES		
Employee compensation - grants and contracts	64,791	62,965
Employee compensation - all other	473,209	471,763
Supplies and services - grants and contracts	35,738	30,010
Supplies and services - all other	154,823	174,369
Utilities	18,059	18,583
Depreciation and amortization	69,015	65,349
TOTAL OPERATING EXPENSES	815,635	823,039
Operating loss	(172,820)	(122,398)
NONOPERATING REVENUES (EXPENSES)		
State of New Hampshire general appropriations	85,500	81,000
Federal Pell grants	24,440	25,968
Other nonoperating grant revenue	16,429	-
Noncapital gifts	17,411	13,510
Endowment and investment income	41,667	42,024
Interest expense, net	(16,330)	(17,154)
Other nonoperating revenue	137	252
TOTAL NONOPERATING REVENUES (EXPENSES)	169,254	145,600
INCREASE (DECREASE) IN NET POSITION BEFORE OTHER CHANGES	(3,566)	23,202
OTHER CHANGES IN NET POSITION		
State of New Hampshire capital appropriations	10,082	-
Plant gifts, grants and other changes, net	1,693	2,722
Endowment and similar gifts	14,719	17,793
Endowment return, net of amount used for operations	(24,130)	8,895
TOTAL OTHER CHANGES IN NET POSITION	2,364	29,410
INCREASE (DECREASE) IN NET POSITION	(1,202)	52,612
Net Position at Beginning of Year	1,498,546	1,445,934
NET POSITION AT END OF YEAR	\$1,497,344	\$1,498,546

See accompanying notes to the financial statements.

University System of New Hampshire

Statements of Cash Flows

(\$ in thousands)

	For the year ended June 30,	
	2020	2019
CASH FLOWS FROM OPERATING ACTIVITIES		
Receipts from tuition and fees, net of student financial aid	\$ 348,306	\$ 327,183
Receipts from sales of auxiliary services	164,603	216,302
Receipts from grants, contracts and other operating revenues	154,421	158,173
Payments to employees	(401,392)	(391,815)
Payments for employee benefits	(130,909)	(140,449)
Payments for supplies, services and utilities	(210,722)	(222,225)
NET CASH USED IN OPERATING ACTIVITIES	(75,693)	(52,831)
CASH FLOWS FROM NONCAPITAL FINANCING ACTIVITIES		
State general appropriations	85,500	81,000
Federal Pell and other nonoperating grants	39,318	26,221
Noncapital gifts	18,488	13,300
NET CASH PROVIDED BY NONCAPITAL FINANCING ACTIVITIES	143,306	120,521
CASH FLOWS FROM CAPITAL FINANCING ACTIVITIES		
State appropriations for plant projects	10,052	1,237
Plant gifts and grants	5,199	4,774
Endowment gifts	14,720	18,878
Proceeds from issuance of debt and sale of property	–	234
Debt principal payments	(24,292)	(21,057)
Interest payments	(17,870)	(18,419)
Purchases and construction of property	(77,823)	(63,178)
NET CASH USED IN CAPITAL FINANCING ACTIVITIES	(90,014)	(77,531)
CASH FLOWS FROM INVESTING ACTIVITIES		
Proceeds from sales of investments	445,894	481,725
Purchases of investments	(440,107)	(462,430)
Investment income	6,531	10,840
NET CASH PROVIDED BY INVESTING ACTIVITIES	12,318	30,135
Increase (Decrease) in cash and cash equivalents	\$ (10,083)	\$ 20,294
Beginning cash and cash equivalents	75,422	55,128
ENDING CASH AND CASH EQUIVALENTS	\$ 65,339	\$ 75,422
RECONCILIATION OF OPERATING LOSS TO NET CASH USED IN OPERATING ACTIVITIES		
Operating loss	\$(172,820)	\$(122,398)
Adjustments to reconcile operating loss to net cash used in operating activities:		
Depreciation and amortization	69,015	65,349
Changes in assets and liabilities:		
Accounts receivable, net	(3,689)	(2,641)
Notes receivable	(935)	5,127
Prepaid expenses and other current assets	1,815	(1,640)
Accounts payable and accrued expenses	7,976	6,574
Deposits and unearned revenues	24,787	472
Accrued employee benefits	(1,842)	(3,674)
NET CASH USED IN OPERATING ACTIVITIES	\$ (75,693)	\$(52,831)
SIGNIFICANT NONCASH TRANSACTIONS		
Endowment return, net of amount used for operations	\$ (24,131)	\$ 8,895
Loss on disposal of capital assets	(2,962)	(1,237)
Construction services payable balance	5,681	9,147

See accompanying notes to the financial statements.

Notes to the Financial Statements

June 30, 2020 and 2019

1. Summary of significant accounting policies and presentation

The University System of New Hampshire (USNH) is a not-for-profit institution of higher education created in 1963 as a body politic and corporate under the laws of the State of New Hampshire (the State) and is generally exempt from income taxes under Section 501(c)(3) of the Internal Revenue Code. USNH is considered a component unit of the State for financial reporting purposes. The accompanying financial statements include the accounts of the University of New Hampshire (UNH), Plymouth State University (PSU), Keene State College (KSC), and Granite State College (GSC) as well as certain affiliated entities discussed below. UNH, PSU, KSC and GSC are collectively referred to in the accompanying financial statements as “campuses.”

Affiliated entities and related parties

Governmental accounting standards require that all potential component units be evaluated for inclusion in the financial statements of the primary government of the reporting entity. USNH's policy on Foundations Established for the Benefit of USNH or its Component Institutions states that the USNH Board of Trustees retains control over the activities of any affiliated foundation. The USNH policy further states that USNH has the legal authority to terminate the existence of any affiliated foundation, at which time ownership of the related assets would revert to USNH. Two legally separate affiliated foundations are impacted by this policy and, accordingly, are considered blended component units of USNH. The University of New Hampshire Foundation, Inc. (UNHF) and the Keene Endowment Association (KEA) are collectively referred to in the accompanying financial statements as “affiliated entities.” The associated revenues, expenses, assets, liabilities, deferred inflows, deferred outflows and net position of UNHF and KEA are fully consolidated with those of the campuses in the accompanying financial statements, and all associated inter-entity activity has been eliminated.

UNHF, Inc. was incorporated in 1989 as a not-for-profit, tax-exempt organization. Its purpose is to solicit, collect, invest and disburse funds for the sole benefit of the University of New Hampshire. The University of New Hampshire funds a portion of the operating expenses of UNHF. UNHF is governed by its own Board of Directors, the membership of which includes the President of the University of New Hampshire and up to three other members of the USNH Board of Trustees. UNHF has a separate financial statement audit each year. Condensed financial information for UNHF is included in Note 16. The KEA was organized in 1957 as a separate charitable entity to provide financial assistance to deserving students at Keene State College. Income is distributed at the discretion of the Trustees of KEA.

Basis of accounting

The accompanying financial statements have been prepared in accordance with US generally accepted accounting principles (GAAP) prescribed by the Governmental Accounting Standards Board (GASB) using the economic resources measurement focus and the accrual basis of accounting.

USNH follows the requirements of the “business-type activities” (BTA) model as defined by GASB Statement No. 35, *Basic Financial Statements – and Management’s Discussion and Analysis for Public Colleges and Universities*. BTAs are defined as those that are financed in whole or in part by fees charged to external parties for goods or services. The Statement requires that resources be classified into the following net position categories, as more fully detailed in Note 14:

Net investment in capital assets: Property and equipment at historical cost or fair value on date of acquisition, net of accumulated depreciation and outstanding principal balances of debt attributable to the acquisition or construction of those assets.

Restricted Nonexpendable: Resources subject to externally imposed stipulations that they be maintained permanently by USNH. These funds include the historical gift value of restricted true endowment funds.

Restricted Expendable: Resources whose use by USNH is subject to externally imposed stipulations. Such funds include the accumulated net gains on donor-restricted “true” endowment funds; the fair value of restricted funds functioning as endowment; restricted funds loaned to students; restricted gifts and endowment income; and other similarly restricted funds.

Unrestricted: Resources that are not subject to externally imposed stipulations. Substantially all unrestricted net position funds are designated to support academic, research, or auxiliary enterprises; invested to function as endowment; or committed to capital construction projects.

The preparation of financial statements in conformity with GAAP requires management to make estimates and assumptions that affect the reported amounts of assets and liabilities, the disclosure of contingent assets and liabilities at the dates of the financial statements, and the reported amounts of revenues and expenses during the reporting periods. Actual results could differ from these estimates. The most significant areas that require management estimates relate to valuation of certain investments and derivative instruments, useful life and related depreciation of capital assets, and accruals for postretirement medical and other employee-related benefits.

Investments are maintained with established financial institutions whose credit is evaluated by management and the respective governing boards of USNH and its affiliated entities. Investments of operating cash in money market and other mutual funds are generally recorded as cash equivalents. These amounts are invested for purposes of satisfying current operating liabilities and generating investment income to support ongoing operations. Short-term investments represent highly liquid amounts held for other current liabilities.

Property and equipment are recorded at original cost for purchased assets or at fair value on the date of donation in the case of gifts. Equipment with a unit cost of \$5,000 or more is capitalized. Building improvements with a cost of \$50,000 or greater are also capitalized. Net interest costs incurred during the construction period for major, debt-funded, capital projects are added to the cost of the underlying asset. The value of equipment acquired under capital leases is recorded at the present value of the minimum lease payments at the inception of the lease. Depreciation of property and equipment is calculated on a straight-line basis over the estimated useful lives of the respective assets. The cost of certain research buildings is componentized for the purpose of calculating depreciation. Buildings and improvements are depreciated over useful lives ranging from 4 to 50 years. Depreciable lives for equipment range from 3 to 30 years. (See Note 5 for additional information on depreciation.) USNH does not record donated works of art and historical treasures that are held for exhibition, education, research, and public service.

Library collections are recorded as an expense in the period purchased, except for UNH School of Law library collections which are capitalized annually and depreciated over a ten-year period on a straight-line basis.

Deposits and unearned revenue consist of amounts billed or received in advance of USNH providing goods or services. Advances from the U.S. Government for Federal Perkins Loans to students are reported as government advances refundable. Federal Direct Loan proceeds are posted to student accounts as approved and drawn weekly.

Operating revenues include tuition and fees, grants and contracts, sales of auxiliary services, and other operating revenues. Tuition and fee revenues are reported net of student financial aid discounts and allowances. Operating expenses include employee compensation and benefits, supplies and services, utilities, and depreciation. Operating expenses also include early retirement and other separation

incentive stipends and benefits promised to certain employees in exchange for termination of employment. All such termination benefits are accrued as of the date the termination agreements are signed and are presented at net present value at year end. In 2020, the operating expenses also included the use of federal Cares Act for Higher Education Emergency Relief Fund and the State of New Hampshire Governor's Office for Emergency Relief and Recovery awards. Nonoperating revenues (expenses) include all other revenues and expenses except certain changes in long-term plant, endowment and other net position funds, which are reported as other changes in net position. Operating revenues are recognized when earned and expenses are recorded when incurred. Restricted grant revenue is recognized only to the extent of applicable expenses incurred or, in the case of fixed-price contracts, when the contract terms are met or completed.

Unconditional pledges of nonendowment gifts are presented net of estimated amounts deemed uncollectible after discounting to the present value of expected future cash flows. Because of uncertainties regarding their realization and valuation, bequest intentions and other conditional promises are not recognized as assets until the specified conditions are met. In accordance with GASB requirements, endowment pledges expected to be received over the next ten years, totaling \$7,317,000 and \$11,094,000 at June 30, 2020 and 2019, respectively, have not been reported in the accompanying financial statements. USNH generally uses restricted funds first when an expense is incurred where both restricted and unrestricted funds are available.

Endowment return used for operations per application of the Board-approved endowment spending policy is reported as nonoperating revenue. Net realized and unrealized gains/losses and interest/dividend income earned on endowment and similar investments, together with the excess (deficiency) of these earnings over the return used for operations, are reported as other changes in net position.

The System's financial statements include comparative financial information. Certain prior year amounts have been reclassified to conform to the current year presentation.

New reporting standards

As allowed under GASB Statement No 95, *Postponement of the Effective Dates of Certain Authoritative Guidance*, the System postponed by one year the adoption of certain provisions in GASB Statements and Implementation Guides that first became effective or are scheduled to become effective for fiscal year ended June 30, 2020, and later.

2. Cash, cash equivalents and short-term investments

Cash, cash equivalents, and short-term investments are recorded at fair value. USNH's investment policy and guidelines specify permitted instruments, durations, required ratings and insurance of USNH cash, cash equivalents and short-term investments. The investment policy and guidelines are intended to mitigate credit risk on investments individually and in the aggregate through restrictions on investment type, liquidity, custodian, dollar level, maturity, and rating category. Money market funds are placed with the largest national fund managers. These funds must be rated AA/Aa by Standard & Poor's and Moody's Investor Service and comply with Securities and Exchange Commission Rule 2A-7. Repurchase agreements must be fully collateralized at 102% of the face value by US Treasuries, or 103% of the face value by US Government-backed or guaranteed agencies or government sponsored enterprises. In addition, USNH investments may not exceed 5% of any institution's total deposits or 20% of any institution's net equity.

Cash equivalents represent amounts invested to satisfy current operating liabilities and include repurchase agreements, money market funds and other mutual funds. Repurchase agreements are limited to overnight investments only. Short-term investments are highly liquid amounts held to support specific current liabilities. Cash, cash equivalents and short-term investments are generally uninsured and uncollateralized against custodial credit risk, and the related mutual funds are not rated. Cash and cash equivalents totaled \$65,339,000 and \$75,422,000 at June 30, 2020 and 2019, respectively, and short-term investments totaled \$158,907,000 and \$148,166,000 at June 30, 2020 and 2019, respectively. See Note 4 for additional information on fair value classifications.

The components of cash, cash equivalents and short-term investments are summarized below (*\$ in thousands*):

	Balances and Terms as of June 30, 2020				Balances and Terms as of June 30, 2019			
	Level 1	Level 2	Total	Weighted Average Maturity	Level 1	Level 2	Total	Weighted Average Maturity
Cash balance	\$ 13,969	\$ –	\$ 13,969	Less than 1 year	\$ 29,431	\$ –	\$ 29,431	Less than 1 year
Repurchase agreements	–	7,166	7,166	Less than 1 year	–	7,625	7,625	Less than 1 year
Money market funds	44,204	–	44,204	Less than 1 year	38,366	–	38,366	Less than 1 year
Subtotal cash and cash equivalents	<u>58,173</u>	<u>7,166</u>	<u>65,339</u>		<u>67,797</u>	<u>7,625</u>	<u>75,422</u>	
Money market funds	35,287	–	35,287	Less than 1 year	34,046	–	34,046	Less than 1 year
Domestic equity	643	–	643	Less than 1 year	338	–	338	Less than 1 year
Mutual funds	95,072	–	95,072	1-5 years	86,372	–	86,372	1-5 years
Corporate bonds	–	14,419	14,419	1-5 years	–	14,312	14,312	1-5 years
US government and agencies	–	11,880	11,880	1-5 years	–	11,987	11,987	1-5 years
Municipal bonds	–	1,573	1,573	1-5 years	–	1,085	1,085	1-5 years
Convertible note	–	33	33	1-5 years	–	26	26	1-5 years
Subtotal short-term investments	<u>131,002</u>	<u>27,905</u>	<u>158,907</u>		<u>120,756</u>	<u>27,410</u>	<u>148,166</u>	
Total cash, cash equivalents and short-term investments	<u>\$189,175</u>	<u>\$35,071</u>	<u>\$224,246</u>		<u>\$188,553</u>	<u>\$35,035</u>	<u>\$223,588</u>	

3. Accounts, pledges, and notes receivable

Accounts receivable at June 30 consisted of the following (*\$ in thousands*):

	2020	2019
Grants and contracts	\$25,117	\$17,185
Student and general	8,988	7,751
State of NH capital projects	30	–
Allowance for doubtful accounts	<u>(2,837)</u>	<u>(2,905)</u>
Total accounts receivable, net	<u>\$31,298</u>	<u>\$22,031</u>

Pledges receivable at June 30 consisted entirely of unconditional nonendowment promises to pay as follows (*\$ in thousands*):

	2020	2019
Pledges receivable	\$8,651	\$11,223
Discounts and allowance for doubtful pledges	<u>(2,178)</u>	<u>(3,121)</u>
Total pledges receivable, net	6,473	8,102
Less: noncurrent portion	<u>(3,936)</u>	<u>(4,810)</u>
Current portion	<u>\$2,537</u>	<u>\$ 3,292</u>

Notes receivable at June 30 consisted primarily of student loan funds as follows (*\$ in thousands*):

	2020	2019
Perkins loans	\$13,528	\$17,157
Other loans, restricted and unrestricted	1,031	751
Allowance for doubtful loans	<u>(1,419)</u>	<u>(1,419)</u>
Total notes receivable, net	13,140	16,489
Less: noncurrent portion	<u>(11,070)</u>	<u>(14,293)</u>
Current portion	<u>\$ 2,070</u>	<u>\$ 2,196</u>

4. Investments

USNH's investment policy and guidelines specify permitted instruments, duration and required ratings for pooled endowment funds. The policy and guidelines are intended to mitigate risk on investments individually and in the aggregate while maximizing total returns and supporting intergenerational equity of spending levels. Illiquid investments are limited to 20% of the USNH consolidated endowment pool. Credit risk is mitigated by due diligence in the selection and continuing review of investment managers as well as diversification of both investment managers and underlying investments. Except in unusual circumstances, no more than 15% of total portfolio assets may be invested in any one actively managed strategy. If an investment manager is retained to manage more than one strategy, that manager will be limited to 20% of total portfolio assets. Passively managed investment strategies will not be limited within the portfolio; however, any one manager of passive strategies will be limited to 20% of total portfolio assets. Any manager positions exceeding these limits will be reviewed by the Finance Committee for Investments and this committee will decide the appropriate course of action to bring active manager exposures back in line with the concentration limit. Private global equity investments are limited to 20% of the endowment pool. No USNH endowment investments were denominated in foreign currencies as of June 30, 2020 or June 30, 2019.

GASB Statement No. 72, *Fair Value Measurement and Application*, requires that USNH categorize assets measured at fair value using a three-tiered hierarchy based on the valuation methodologies employed. The hierarchy includes the following:

Level 1 — Value based on quoted prices (unadjusted) in active markets for identical assets that are accessible at the measurement date

Level 2 — Value based on inputs other than quoted prices that are observable for an asset either directly or indirectly; and

Level 3 — Value based on unobservable inputs for an asset

In determining fair value of investment assets, USNH utilizes valuation techniques that maximize the use of observable inputs and minimize the use of unobservable inputs to the extent possible. As a practical expedient to estimate the fair value of USNH's interests, certain investments in commingled funds and limited partnerships are reported at the net asset value (NAV) determined by the respective fund managers, without adjustment when assessed as reasonable by USNH, unless it is probable that all or a portion of the investment will be sold for an amount different from NAV. Because these investments are not readily marketable, their estimated fair values may differ from the values that would have been assigned had a ready market for such investments existed, and such differences could be material. As of June 30, 2020 and 2019, USNH had no plans or intentions to sell such investments at amounts different from NAV. Investments reported at NAV as a practical expedient are not categorized in the fair value hierarchy.

The endowment and similar investment holdings of the campuses and affiliated entities as of June 30, 2020 and 2019, respectively, are summarized below (*\$ in thousands*):

	Campuses		Affiliated Entities	
	2020	2019	2020	2019
Pooled endowments:				
Campuses	\$533,687	\$541,633	\$ –	\$ –
UNH Foundation	–	–	235,797	236,326
Keene Endowment Association	–	–	13,585	9,643
Life income and annuity funds	81	86	4,144	5,280
Funds held in trust	<u>15,625</u>	<u>16,265</u>	–	–
Total	<u>\$549,393</u>	<u>\$557,984</u>	<u>\$253,526</u>	<u>\$251,249</u>

The majority of USNH's investments are units of institutional commingled funds and limited partnerships invested in equity, fixed income, hedge, natural resources, private equity, or real estate strategies. Hedge strategies involve funds whose managers have the authority to invest in various asset classes at their discretion, including the ability to invest long and short. Funds with hedge strategies generally hold securities or other financial instruments for which a ready market exists and may include stocks, bonds, put or call options, swaps, currency hedges and other instruments which are valued by the investment manager. To the extent quoted prices exist the manager would use those; when these are not available, other methodologies maximizing observable inputs would be used for the valuation, such as discounted cash flow analysis, capitalization of current or stabilized net operating income, replacement costs, or sales contracts and recent sales comparable in the market. Private equity funds employ buyout, growth, venture capital, and distressed security strategies. Real asset funds generally hold interests in private real estate. Fixed income securities had maturities up to 15 years and 28 years at June 30, 2020 and 2019, respectively, and carried ratings ranging from AAA to Baa2 as of June 30, 2020 and 2019. The mutual fund investments held in the endowment pools are not rated.

The following table summarizes the fair value of USNH's investments by type ordered alphabetically (\$ in thousands):

	Balances as of June 30, 2020					Balances as of June 30, 2019				
	Investments Classified in Fair Value Hierarchy			Investments Measured at NAV	Total	Investments Classified in Fair Value Hierarchy			Investments Measured at NAV	Total
	Level 1	Level 2	Level 3			Level 1	Level 2	Level 3		
Endowment and similar investments – campuses										
Domestic equity	\$117,869	\$ –	\$ –	\$ 72,443	\$190,312	\$ 145,635	\$ –	\$ –	\$ 64,745	\$210,380
Global fixed income	54,321	–	–	–	54,321	18,553	38,740	–	–	57,293
Hedge funds:										
Distressed/Restructuring	–	–	–	18,297	18,297	–	–	–	20,273	20,273
Equity Hedge	–	–	–	33,365	33,365	–	–	–	26,138	26,138
Event-Driven	–	–	–	61,501	61,501	–	–	–	39,422	39,422
Fund of Funds	–	–	–	5,755	5,755	–	–	–	36,904	36,904
Inflation hedging assets	8,090	–	–	9,523	17,613	–	8,602	–	11,117	19,719
International equity	21,330	–	–	53,440	74,770	31,192	–	–	58,046	89,238
Money market	36,012	–	–	–	36,012	4,790	–	–	–	4,790
Private equity & non-marketable real assets	–	–	–	41,822	41,822	–	–	–	37,561	37,561
Trust funds	–	15,625	–	–	15,625	–	16,266	–	–	16,266
Total endowment and similar investments – campuses	\$237,622	\$15,625	\$ –	\$296,146	\$549,393	\$200,170	\$63,608	\$ –	\$294,206	\$557,984
Endowment and similar investments – affiliated entities										
Domestic equity	\$ 17,824	\$ –	\$ –	\$ 44,849	\$ 62,673	\$ 38,803	\$ –	\$ –	\$31,491	\$ 70,294
Global fixed income	14,744	1,915	4,242	1,662	22,563	19,162	2,134	4,176	1,883	27,355
Hedge funds:										
Distressed/Restructuring	–	–	–	39,546	39,546	–	–	–	32,064	32,064
Diversified	–	–	–	4,900	4,900	–	–	–	241	241
Equity Hedge	–	–	–	21,612	21,612	–	–	–	20,931	20,931
Inflation hedging assets	3,337	6,691	–	274	10,302	2,664	9,575	–	197	12,436
International equity	16,579	–	–	39,100	55,679	17,336	–	–	41,231	58,567
Money market	10,921	–	–	–	10,921	8,083	–	–	–	8,083
Private equity & non-marketable real assets	–	–	–	25,330	25,330	–	–	–	21,278	21,278
Total endowment and similar investments – affiliated entities	\$ 63,405	\$ 8,606	\$4,242	\$177,273	\$253,526	\$ 86,048	\$11,709	\$4,176	\$149,316	\$251,249
Total endowment and similar investments	\$301,027	\$ 24,231	\$4,242	\$473,419	\$802,919	\$ 286,218	\$75,317	\$4,176	\$443,522	\$809,233

As of June 30, 2020, USNH had one equity hedge fund in a lock-up period set to expire in nine months. As of June 30, 2020, UNHF had no remaining lock up periods within its hedge funds. Fixed income, private equity and real estate funds classified as illiquid have no ability to be redeemed at this time. For USNH, of the 37 funds classified as illiquid, twelve are currently in liquidation; one is expected to start liquidation within the next year; fifteen are expected to start liquidation in 2 to 15 years, and nine currently have no expected liquidation dates. For UNHF, 18 funds are classified as illiquid and are expected to be liquidated over the next one to 11 years.

As of June 30, 2020, USNH has one outstanding investment liquidation request which has been limited by the respective fund managers. As of June 30, 2019, USNH had two outstanding investment liquidation requests, of which one was fully liquidated in 2020. USNH's estimated fair values of these investments at June 30, 2020 and 2019 are \$63,000 and \$78,000, respectively. It is uncertain when, or if, the funds will be fully collected at the NAV recorded.

Unfunded commitments with various private equity and similar alternative investment funds totaled \$44,251,000 for USNH and \$22,749,000 for UNHF at June 30, 2020. This compares to \$30,957,000 and \$16,878,000, respectively, at June 30, 2019.

Investment liquidity for the past two years is aggregated below based on redemption terms or availability (\$ in thousands):

Liquidity Terms as of June 30, 2020								
	Daily	Monthly	Quarterly	Semi-Annual	Annual	illiquid	Total	Redemption Notice Period
Endowment and similar investments – campuses								
Money market	\$ 36,012	\$ –	\$ –	\$ –	\$ –	\$ –	\$ 36,012	Daily
Global fixed income	54,321	–	–	–	–	–	54,321	Daily
International equity	21,330	53,440	–	–	–	–	74,770	1-10 days
Inflation hedging assets	8,090	9,523	–	–	–	–	17,613	1-15 days
Domestic equity	117,869	–	72,443	–	–	–	190,312	1-60 days
Hedge funds:								
Equity Hedge	–	–	32,908	–	457	–	33,365	60 days
Event-Driven	–	–	24,867	36,634	–	–	61,501	60-90 days
Distressed/Restructuring	–	–	–	–	18,297	–	18,297	90 days
Fund of Funds	–	–	–	–	–	5,755	5,755	illiquid
Private equity & non-marketable real assets	–	–	–	–	–	41,822	41,822	illiquid
Funds held in trust	–	–	–	–	–	15,625	15,625	illiquid
Total endowment and similar investments – campuses	<u>\$237,622</u>	<u>\$62,963</u>	<u>\$130,218</u>	<u>\$36,634</u>	<u>\$18,754</u>	<u>\$ 63,202</u>	<u>\$549,393</u>	
Endowment and similar investments – affiliated entities								
Money market	\$ 10,921	\$ –	\$ –	\$ –	\$ –	\$ –	\$ 10,921	Daily
Inflation hedging assets	10,302	–	–	–	–	–	10,302	Daily
Global fixed income	17,232	1,089	–	–	1,540	2,702	22,563	Daily, annually, illiquid
Domestic equity	23,667	5,000	34,006	–	–	–	62,673	1-60 days
International equity	30,614	16,859	8,206	–	–	–	55,679	1-90 days
Hedge funds:								
Equity Hedge	–	–	21,612	–	–	–	21,612	30-90 days
Diversified	–	–	–	4,804	96	–	4,900	60 days
Distressed/Restructuring	–	–	7,580	10,487	21,479	–	39,546	60-90 days
Private equity & non-marketable real assets	–	–	–	–	–	25,330	25,330	illiquid
Total endowment and similar investments - affiliated entities	<u>\$ 92,736</u>	<u>\$22,948</u>	<u>\$ 71,404</u>	<u>\$ 15,291</u>	<u>\$23,115</u>	<u>\$ 28,032</u>	<u>\$ 253,526</u>	
Total endowment and similar investments	<u>\$330,358</u>	<u>\$85,911</u>	<u>\$ 201,622</u>	<u>\$ 51,925</u>	<u>\$41,869</u>	<u>\$ 91,234</u>	<u>\$802,919</u>	

Liquidity Terms as of June 30, 2019								
	Daily	Monthly	Quarterly	Semi-Annual	Annual	illiquid	Total	Redemption Notice Period
Endowment and similar investments – campuses								
Money market	\$ 4,790	\$ –	\$ –	\$ –	\$ –	\$ –	\$ 4,790	Daily
Global fixed income	57,293	–	–	–	–	–	57,293	Daily
Inflation hedging assets	8,602	11,117	–	–	–	–	19,719	1-30 days
International equity	31,192	58,046	–	–	–	–	89,238	1-30 days
Domestic equity	145,635	–	64,745	–	–	–	210,380	1-60 days
Hedge funds:								
Equity Hedge	–	–	24,986	–	1,153	–	26,139	50-60 days
Event-Driven	–	–	19,795	19,626	–	–	39,421	60-65 days
Distressed/Restructuring	–	–	–	–	20,273	–	20,273	90 days
Fund of Funds	–	–	–	–	–	36,904	36,904	illiquid
Private equity & non-marketable real assets	–	–	–	–	–	37,561	37,561	illiquid
Funds held in trust	–	–	–	–	–	16,266	16,266	illiquid
Total endowment and similar investments – campuses	<u>\$247,512</u>	<u>\$69,163</u>	<u>\$109,526</u>	<u>\$19,626</u>	<u>\$21,426</u>	<u>\$ 90,731</u>	<u>\$ 557,984</u>	
Endowment and similar investments – affiliated entities								
Money market	\$ 8,083	\$ –	\$ –	\$ –	\$ –	\$ –	\$ 8,083	Daily
Inflation hedging assets	12,436	–	–	–	–	–	12,436	Daily
Global fixed income	22,126	1,053	–	–	1,585	2,591	27,355	Daily, illiquid
Domestic equity	39,902	–	30,392	–	–	–	70,294	1-60 days
International equity	32,327	18,192	8,048	–	–	–	58,567	1-90 days
Hedge funds:								
Diversified	–	–	–	–	241	–	241	45-60 days
Distressed/Restructuring	–	–	20,011	–	12,053	–	32,064	45-90 days
Equity Hedge	–	–	15,465	5,466	–	–	20,931	60-90 days
Private equity & non-marketable real assets	–	–	–	–	–	21,278	21,278	illiquid
Total endowment and similar investments - affiliated entities	<u>\$114,874</u>	<u>\$19,245</u>	<u>\$ 73,916</u>	<u>\$ 5,466</u>	<u>\$13,879</u>	<u>\$ 23,869</u>	<u>\$ 251,249</u>	
Total endowment and similar investments	<u>\$362,386</u>	<u>\$88,408</u>	<u>\$183,442</u>	<u>\$25,092</u>	<u>\$35,305</u>	<u>\$114,600</u>	<u>\$809,233</u>	

5. Property and equipment

Property and equipment activity for the years ended June 30, 2020 and 2019 is summarized as follows (\$ in thousands):

	Balance June 30, 2018	2019		Balance June 30, 2019	2020		Balance June 30, 2020
		Additions	Retirements & Changes		Additions	Retirements & Changes	
Land	\$ 15,588	\$ 62	\$ (24)	\$ 15,626	\$ 1,508	\$ 828	\$ 17,962
Buildings and improvements	1,801,107	38,405	(5,239)	1,834,273	38,948	(14,351)	1,858,870
Equipment	138,587	13,527	(11,303)	140,811	20,556	(9,041)	152,326
Construction in progress, net	42,862	48,425	(38,467)	52,820	53,789	(40,457)	66,152
Total property and equipment	1,998,144	100,419	(55,033)	2,043,530	114,801	(63,021)	2,095,310
Less: accumulated depreciation	(876,133)	(65,257)	15,221	(926,169)	(68,831)	19,615	(975,385)
Property and equipment, net	<u>\$1,122,011</u>	<u>\$ 35,162</u>	<u>\$ (39,812)</u>	<u>\$1,117,361</u>	<u>\$ 45,970</u>	<u>\$(43,406)</u>	<u>\$1,119,925</u>

Contractual obligations for major construction projects totaled approximately \$50,014,000 and \$20,538,000 at June 30, 2020 and 2019, respectively.

6. Accrued employee benefits

Accrued employee benefit obligations at June 30 are summarized below (\$ in thousands):

	Balance June 30, 2018	2019		Balance June 30, 2019	2020		Balance June 30, 2020	Current Portion
		Payments to/ on Behalf of Participants	Expenses & Other Changes		Payments to/ on Behalf of Participants	Expenses & Other Changes		
Additional retirement contribution	\$ 2,294	\$ (200)	\$ 77	\$ 2,171	\$ (217)	\$ 105	\$ 2,059	\$ 217
Employee separation incentives	3,169	(1,661)	759	2,267	(1,447)	1,284	2,104	1,740
Long-term disability	2,087	(429)	386	2,044	(455)	443	2,032	455
Workers' compensation	3,291	(1,216)	1,148	3,223	(952)	600	2,871	952
Compensated absences	20,847	(2,088)	2,004	20,763	(2,074)	2,168	20,857	2,193
Other benefits	965	—	29	994	—	223	1,217	1,116
Total accrued employee benefits	<u>\$32,653</u>	<u>\$(5,594)</u>	<u>\$4,403</u>	<u>\$31,462</u>	<u>\$(5,145)</u>	<u>\$4,823</u>	<u>\$31,140</u>	<u>\$6,673</u>

The **Additional Retirement Contribution** program is a single employer plan administered by USNH and offered to eligible employees hired between July 1, 1994 and June 30, 2011. Under this plan, staff meeting certain voluntary defined benefit plan contribution levels receive an additional 1% of their salary contributed to their defined contribution retirement plan (see below) by USNH in lieu of post-retirement medical benefits. Employees meeting certain service guidelines prior to July 1, 1994 are also eligible for a guaranteed minimum employer retirement contribution of \$10,000 plus an additional \$1,000 for each year of service in excess of 20 less 1% of the participant's salary account. There were 295 and 307 active employees meeting the requirements for the guaranteed minimum employer contribution as of June 30, 2020 and 2019, respectively.

The calculations for the Additional Retirement Contribution program are based on the benefits provided by the program at the time of the last biennial actuarial valuation, December 31, 2019, and were developed using the Entry Age Normal Actuarial Cost Method. The discount rate used in determining the accrued liabilities was 2.74% and 4.09% for 2020 and 2019, respectively, based on Bond Buyer 20-Bond General Obligation index rate as of the measurement date. Inflation rates of 2.5% and salary increase rates of 3% were used to determine the liability along with the PubG.H-2010 General Employee Headcount-weighted Mortality Table projected generationally with Scale MP-2019. USNH accrued \$2,059,000 and \$2,171,000 at June 30, 2020 and 2019, respectively, for the related obligations. If the discount rate were to increase by 1%, the total liability at June 30, 2020 would be \$1,990,000. Similarly, if the discount rate were to decrease by 1%, the total liability at June 30, 2020 would be \$2,129,000. The Additional Retirement Contribution program expense was (\$55,000) and (\$52,000) for fiscal years 2020 and 2019, respectively.

USNH had designated cash assets to fully fund the Additional Retirement Contribution obligations at June 30, 2020 and 2019. These assets are not administered through a trust. The Additional Retirement Contribution program is not available to employees hired after June 30, 2011. Eligible employees hired after June 30, 2011 may elect to participate in USNH's defined contribution retirement plans administered by others. Retirement contributions by USNH for employees enrolled in the defined contribution plans range from 4% to 10% of eligible salaries for enrolled participants. USNH additions to the defined contribution plans totaled \$28,385,000 and \$27,923,000 in 2020 and 2019, respectively. Retirement contributions by plan members totaled \$28,183,000 and \$28,048,000 in 2020 and 2019, respectively.

Early retirement and employee separation incentive programs were provided to various faculty and staff during 2020 and 2019. Such incentives include stipends, as well as medical, educational, and other termination benefits. The future costs associated with these incentive options is accrued as of the date of acceptance into the program. The liability balances of \$2,104,000 and \$2,267,000 at June 30, 2020 and 2019 represent obligations for 66 and 65 participants, respectively, which will be remitted in fiscal years 2021 through 2024.

USNH sponsors other benefit programs for its employees, including long-term disability, workers' compensation, and compensated absences. Long-term disability payments are provided through an independent insurer. The associated medical benefits are accrued and paid by USNH until age 65, at which point the postretirement medical plan takes over, if applicable. Workers' compensation accruals include amounts for medical costs and annual stipends. A small number of chronic workers' compensation cases will require stipends and regular employee medical benefits for life. Coverage for such claims is provided through an independent insurer. USNH also accrues amounts for compensated absences as earned. These accrued balances at June 30 represent vacation and earned time amounts payable to employees upon termination of employment.

USNH is self-insured for a portion of certain risks, including workers' compensation, employee long-term disability, and certain student health insurance claims. Most employee and retiree medical and dental coverage provided by USNH is also self-insured. The costs of self-insured medical and dental claims and administrative fees totaled \$66,106,000 and \$65,632,000 for fiscal year 2020 and 2019, respectively. These amounts include \$4,212,000 and \$4,192,000 for estimated claims incurred but not reported as of June 30, 2020 and 2019, respectively.

In conjunction with the primary medical plan offering for active employees, USNH purchases stop-loss coverage which limits the USNH cost of claims to \$500,000 per participant in most cases. The liabilities recorded in the financial statements for all USNH self-insured programs are developed by third party claim administrators and based on historical claims data. Management reviewed the calculations for reasonableness and believes the liabilities are sufficient to cover the actual claims incurred.

In addition to the benefits accruals included above, USNH created and fully funded a trust to hold assets set aside for its **Operating Staff Retirement Plan** on June 29, 2017. The related asset and liability values are not included in the financial statements. The related investment balances as of June 30, 2020 and 2019 are summarized below (*\$ in thousands*):

Trust Investment Components	2020	2019
Cash and equivalents	\$ 206	\$ 274
Fixed income	2,862	2,641
Equities	2,720	3,193
Real assets	75	78
Total including accrued income	<u>\$5,863</u>	<u>\$6,186</u>

The plan has been closed to new participants since 1987. At June 30, 2020 there were approximately 165 current annuitants and 27 participants with deferred benefits, all fully vested. This compares to 176 current annuitants and 32 participants with deferred benefits as of June 30, 2019. The determination of total pension liabilities for this program was based on actuarial calculations completed by the plan trustee as of June 30, 2020 and 2019. The calculations were developed using the Entry Age Normal Actuarial Cost Method and the PubG-2010 Total Dataset with MP-2019 mortality tables. The 2019 valuation used Scale MP-2019. The discount rate used was 5.5% in both years based on the long-term expected rate of return on the related investments. The plan fiduciary net position was \$5,863,000 as of June 30, 2020 and \$6,186,000 as of June 30, 2019 which resulted in the recording of a net pension asset of \$432,000 and \$311,000 for fiscal years 2020 and 2019, respectively. The actuarially determined liability for the program was \$5,430,000 as of June 30, 2020 and \$5,875,000 as of June 30, 2019. If the discount rate were to increase by 1%, the net pension asset at June 30, 2020 would be \$812,000. Similarly, if the discount rate were to decrease by 1%, the net pension liability at June 30, 2020 would be \$2,000. The plan expense was \$129,000 and \$193,000 for fiscal years 2020 and 2019, respectively.

7. Postretirement medical benefits

The primary defined benefit postretirement medical plan has two components. The first offering known as the Medicare Complementary Plan (MCP), was optional for full-time status employees hired before July 1, 1994 and not offered to new employees after that date. At December 31, 2019 and 2018, respectively, there were 943 and 946 former employees receiving benefits under this program along with their eligible dependents. As of December 31, 2019 and 2018, there were 133 and 155 active employees, respectively, who along with their dependents, may eventually be eligible to receive benefits under this program. The MCP provides limited medical coverage for the remaining life of the participants. There are no costs to participate in the plan, but retirees must pay a portion of the actual costs of services rendered.

Employees hired on July 1, 1994 or later are eligible for the current offering which provides bridge coverage only for retirees aged 62-65. Retired employees must have reached age 62, completed at least 10 years of benefits-eligible service, participated in the active retirement plans during their last 10 years of benefits-eligible service, and participated in USNH's active medical plan at the time of retirement in order to be eligible for the plan. Retirees contribute to the plan at then-current employee medical rates during the bridge period. As of December 31, 2019 and 2018, respectively, there were 68 and 128 retirees receiving benefits under this program along with their dependents. As of December 31, 2019 and 2018, respectively, there were also 3,563 and 3,570 active employees who, along with their dependents, may eventually be eligible to receive benefits under this program. The primary postretirement medical plan holds no assets. Together, the above offerings constitute the primary postretirement medical plan. This is an Other Post-Employment Benefits (OPEB) single-employer plan and funded on a pay-as-you-go basis with benefits paid when due.

Third-party actuaries are used to determine the postretirement benefit obligation and annual expense amounts. Actuarial calculations reflect a long-term perspective. Such calculations involve estimates and, by definition, are subject to revision. The healthcare cost trend and discount rate assumptions have a significant effect on the amounts reported.

The components of postretirement medical liability as of June 30, 2020 and 2019 were as follows (*\$ in thousands*):

Postretirement Medical Plan Liability	2020	2019
Service costs	\$ 1,247	\$ 1,359
Interest	3,339	3,024
Benefit payments	(5,085)	(6,381)
Changes of benefit terms	(318)	-
Difference between expected and actual experience	850	-
Changes in assumptions	<u>7,664</u>	<u>(4,968)</u>
Net change	7,697	(6,966)
Liability at beginning of year	<u>82,744</u>	<u>89,710</u>
Liability at end of year	<u>\$90,441</u>	<u>\$82,744</u>
Current portion	<u>\$ 4,412</u>	<u>\$ 5,331</u>

The total postretirement benefit obligation is measured at December 31, 2019 for the June 30, 2020 financial statements based on the last biennial actuarial valuation, December 31, 2019, developed using the Entry Age Normal Actuarial Cost Method and the PubT.H-2010 mortality tables with Scale MP-2019. A rollforward calculation was performed for the December 31, 2018 measurement date based on the biennial actuarial valuation to calculate postretirement benefit obligation for the June 30, 2019 financial statements using the Entry Age Normal Cost Method and the RP-2014 employee mortality tables with Scale MP-2016. For measurement purposes the 2020 and 2019 initial rate of increase in the cost of healthcare services was assumed to be 6.5% for participants, reduced by 0.25% each year thereafter until reaching an ultimate rate of 4.5% per year. The initial increase in the cost of prescriptions was assumed to be 8.5%, reduced by 0.25% each year thereafter until reaching an ultimate rate of 4.5% per year for 2020 and 9.5% decreasing 0.5% each year thereafter until reaching an ultimate rate of 4.5% per year for 2019. Salary increases of 3.0% were included in the calculations for fiscal year 2020 and 2019. A single discount rate of 2.74% and 4.10% was used based on the Bond Buyer 20-Bond General Obligation index rate as of December 31, 2019 and 2018, respectively. The actuarially determined postretirement medical expense for the plan for the years ended June 30, 2020 and 2019 were \$4,237,000 and \$3,183,000, respectively.

The following presents the sensitivity of the postretirement medical plan liability to changes in the discount rate and healthcare cost trend rates (*\$ in thousands*):

OPEB Liability as of December 31, 2020	Sensitivity to change in discount rate			Sensitivity to change in health care costs		
	1% increase	Current rate	1% decrease	1% increase	Current rate	1% decrease
OPEB Liability as of December 31, 2020	\$82,273	\$90,441	\$100,037	\$99,444	\$90,441	\$82,734
OPEB Liability as of December 31, 2019	\$76,074	\$82,744	\$ 90,470	\$90,895	\$82,744	\$75,736

USNH also accrued \$102,000 as of June 30, 2020 and 2019, for potential obligations related to postretirement care of certain USNH police personnel. The USNH Board of Trustees holds the authority to change these benefit plans at any time. Further information on the Additional Retirement Contribution, Operating Staff Retirement Plan, and Postretirement Medical Plan can be found in the Required Supplemental Information on page 49 of the publication.

8. Long-term debt

USNH long-term debt activity, exclusive of deferred losses or gains on refunding, for the years ended June 30, 2020 and 2019 is summarized below (*\$ in thousands*):

	Balance June 30, 2018	2019		Balance June 30, 2019	2020		Balance June 30, 2020	Current Portion
		Additions & Other Changes	Retirements		Additions & Other Changes	Retirements		
NHHEFA bonds								
Series 2005A	\$ 48,200	\$ –	\$ (1,950)	\$ 46,250	\$ –	\$ (1,850)	\$ 44,400	\$ 2,100
Series 2005B	68,955	–	(4,595)	64,360	–	(4,760)	59,600	4,905
Series 2011A	6,000	–	–	6,000	–	–	6,000	–
Series 2011B	32,275	–	(2,015)	30,260	–	(2,110)	28,150	2,210
Series 2012	9,520	–	(3,050)	6,470	–	(3,170)	3,300	3,300
Series 2014	15,705	–	(2,110)	13,595	–	(2,155)	11,440	2,200
Series 2015	113,260	–	(2,730)	110,530	–	(2,855)	107,675	2,990
Series 2016	52,215	–	(2,390)	49,825	–	(2,515)	47,310	2,640
Series 2017A	53,805	–	–	53,805	–	(1,760)	52,045	1,850
Series 2017B	49,020	–	(1,100)	47,920	–	(1,950)	45,970	1,990
Unamortized discounts/premiums, net	30,319	–	(1,915)	28,404	–	(1,938)	26,466	1,915
Capital leases	8,913	–	(1,113)	7,800	–	(1,163)	6,637	1,215
Total bonds and leases	<u>\$488,187</u>	<u>\$ –</u>	<u>\$(22,968)</u>	<u>\$465,219</u>	<u>\$ –</u>	<u>\$(26,226)</u>	<u>\$438,993</u>	<u>\$27,315</u>

New Hampshire Health and Education Facilities Authority (NHHEFA) Bonds

NHHEFA is a public body corporate and an agency of the State of New Hampshire whose primary purpose is to assist New Hampshire not-for-profit educational and health care institutions in the construction and financing (or refinancing) of related facilities. NHHEFA achieves this purpose primarily through the issuance of bonds. Since 1989 all USNH bonds have been issued through NHHEFA. None of USNH's NHHEFA bonds provide for a lien or mortgage on any property. USNH is obligated under the terms of the NHHEFA bonds to make payments from revenues received from certain housing, dining, student union, recreational, and other related revenue generating facilities financed by the bonds. The state is not liable for the payment of principal or interest on the NHHEFA bonds, nor is the state directly, indirectly or contingently obligated to levy or pledge any form of taxation whatsoever or to make any appropriation for their payment. USNH Bond indentures have a provision that in an event of default resulting from a payment default by USNH the principal may be accelerated and become immediately due and payable, at par, with interest payable thereon to the accelerated payment date. USNH is in compliance with all covenants specified in the NHHEFA bond, as well as capital lease agreements, the most restrictive of which is maintenance of a debt-service coverage ratio, as defined, of at least 1.0 to 1.0.

USNH's bond portfolio at June 30, 2020 consisted of fixed rate and variable rate issues. The variable rate demand bonds (Series 2005A, 2005B, 2011B) are fully hedged via interest rate swap agreements (see Note 9 below), with all three issues supported by standby bond purchase agreements as of June 30, 2020 and 2019. The variable interest rates for the Series 2005A and 2005B Bonds at June 30, 2020 and 2019 were 0.13% and 1.95%, respectively. The 2011B Bonds variable interest rates at June 30, 2020 and 2019 were 0.14% and 1.97%, respectively.

Maturity dates and interest terms of outstanding debt issues are summarized below:

NHHEFA Bonds	Maturity Date	Interest Terms and Rates
Series 2005A	7/1/2035	Variable with daily pricing
Series 2005B	7/1/2033	Variable with daily pricing
Series 2011A	7/1/2021	Fixed at 3.5%
Series 2011B	7/1/2033	Variable with daily pricing
Series 2012	7/1/2020	Fixed at 1.7%
Series 2014	7/1/2024	Fixed at 2.1%
Series 2015	7/1/2045	Fixed at 3.8%
Series 2016	7/1/2046	Fixed at 2.7%
Series 2017A	7/1/2037	Fixed at 3.1%
Series 2017B	7/1/2037	Fixed at 3.4%

Capital leases

On April 30, 2004, USNH entered into a capital lease agreement in the amount of \$18,292,000 to finance a portion of the costs of equipment housed in UNH's utility cogeneration facility. The related lease payments are due quarterly through June 2025, including principal as well as interest at a fixed rate of 4.5%. The carrying value of the related assets was \$4,777,000 and \$5,641,000 as of June 30, 2020 and 2019, respectively.

State of NH general obligation bonds

The state, through acts of its legislature, provides funding for certain major plant facilities on USNH campuses. The state obtains its funds for these construction projects from general obligation bonds, which it issues from time to time. Debt service is funded by the general fund of the state, which is in the custody of the State

Other long-term obligations

In addition to the long-term debt presented above, postretirement medical benefits liability in Note 7 and employment benefits liabilities in Note 6, USNH had the following changes in other long-term obligations (*in thousands*):

	Balance June 30, 2018	2019		Balance June 30, 2019	2020		Balance June 30, 2020	Current Portion
		Additions & Other Changes	Retirements		Additions & Other Changes	Retirements		
Asset retirement and other obligations*	\$ 2,310	\$4,121	\$(331)	\$ 6,100	\$5,575	\$ (746)	\$10,929	\$283
Refundable government advances	16,679	834	—	17,513	(575)	(3,709)	13,229	—
Total other long-term obligations	<u>\$18,989</u>	<u>\$4,955</u>	<u>\$(331)</u>	<u>\$23,613</u>	<u>\$5,000</u>	<u>\$(4,455)</u>	<u>\$24,158</u>	<u>\$283</u>

*The current portion of these obligations is reported under accounts payable and accrued expenses.

9. Derivative instruments – interest rate swaps

USNH uses hedging derivatives to artificially fix interest rates on variable rate bonds outstanding. The terms and fair market value of swap contracts in place as of June 30, 2020 and 2019 were as follows (*\$ in thousands*):

	Effective Date	Termination Date	Payable Fixed Swap Rate	Receivable Variable Swap Rate	Notional Amount at June 30,		Swap Fair Value at June 30,	
					2020	2019	2020	2019
Series 2005A swap	October 29, 2008	July 1, 2035	3.6%	67% LIBOR	\$ 44,400	\$ 46,250	\$ (12,003)	\$ (9,185)
Series 2005B swap	August 1, 2005	July 1, 2033	3.1%	63% LIBOR+0.29%	59,600	64,360	(9,688)	(7,263)
Series 2011B swap	July 1, 2011	July 1, 2033	4.5%	67% LIBOR	28,150	30,260	(7,571)	(6,528)
Total					<u>\$132,150</u>	<u>\$140,870</u>	<u>\$(29,262)</u>	<u>\$(22,976)</u>

Treasurer. The state is responsible for all repayments of these bonds in accordance with bond indentures. USNH facilities are not pledged as collateral for these bonds and creditors have no recourse to USNH. Accordingly, the state's debt obligation attributable to USNH's educational and general facilities is not reported as debt of USNH. As construction expenditures are incurred by USNH on state-funded educational and general facilities, amounts are billed to the state and recorded as State of New Hampshire capital appropriations.

Maturity of long-term debt obligations

USNH long-term debt obligations are scheduled to mature as follows using the associated fixed, estimated synthetic fixed, and expected variable rates in effect as of June 30, 2020 over the remaining terms of the individual issuances (*\$ in thousands*):

Fiscal Year	Principal	Interest	Total
2021	\$ 25,400	\$ 16,384	\$ 41,784
2022	28,760	15,320	44,080
2023	23,902	14,277	38,179
2024	24,598	13,350	37,948
2025	25,675	12,381	38,056
2026-2030	94,132	49,733	143,865
2031-2035	102,090	29,729	131,819
2036-2040	53,310	11,946	65,256
2041-2045	26,840	4,757	31,597
2046-2047	7,820	217	8,037
Plus: unamortized discounts/premiums, net	<u>26,466</u>	<u>—</u>	<u>26,466</u>
Total	<u>\$438,993</u>	<u>\$168,094</u>	<u>\$607,087</u>

Effective interest rates and other key terms of each derivative are described below:

	Counterparty's Most Recent Credit Rating	Variable Interest Rates Paid and Received				Inception-To-Date		
		Interest Rate Paid by USNH to Bondholders as of		Interest Rate Received by USNH from Swap Counterparties as of		Effective Interest Rate Through		All-in Synthetically Fixed Interest Rate
		6/30/2020	6/30/2019	6/30/2020	6/30/2019	6/30/2020	6/30/2019	
Series 2005A swap	Aa2/AA-	0.1%	1.9%	0.1%	1.6%	4.1%	4.4%	4.1%
Series 2005B swap	A1/A+	0.1%	1.9%	0.4%	1.8%	3.3%	3.7%	3.6%
Series 2011B swap	A3/BBB+	0.1%	2.0%	0.1%	1.6%	5.0%	5.3%	5.0%

USNH utilizes interest rate swap agreements with counterparties to effectively convert its variable rate debt to fixed rates. The swaps' fair values and changes therein are recognized in USNH's financial statements. Differences between the fixed and variable rates in effect at each interest due date are settled net under each swap, increasing or decreasing interest expense. The fair value of the swap instruments is determined using option pricing models that consider interest rates and other market factors, the credit risks of the parties to the agreements, and the estimated benefit or cost to the USNH to cancel the agreements as of the reporting dates. Interest rate volatility, remaining outstanding principal, and time to maturity will affect the swaps' fair values at subsequent reporting dates. The values were estimated using the zero-coupon discounting method. This method calculates the future payments required by the swap, assuming the current forward rates implied by the yield curve are the market's best estimate of future spot interest rates. These payments are then discounted using the spot rates implied by the current yield curve for a hypothetical zero-coupon rate bond due on the date of each future net settlement payment. Because the swap fair values are based predominantly on observable inputs corroborated by market data, they are classified in Level 2 of the GASB fair value hierarchy. USNH intends to hold all swap contracts to maturity.

These derivative instruments meet the criteria established by GASB Statement No. 53 for effective hedges as of June 30, 2020 and 2019 and, therefore, their accumulated changes in fair value are reflected as deferrals on the Statements of Net Position (see Note 10). The notional amount of each swap is tied to the outstanding balance of the related bonds throughout the life of the swap. Under the terms of each swap, USNH makes fixed rate interest payments to the counterparty and receives a variable rate payment from the counterparty. USNH makes variable rate payments to bondholders on the related bonds. None of the derivatives require collateralization by USNH at any level of negative fair market value.

Risk Disclosure

Counterparty Risk – This is the risk that the counterparty will fail to perform under the terms of the swap agreement. As of June 30, 2020, USNH was exposed to no counterparty credit risk relative to its swaps as all swap market values were negative. The swaps require collateralization of any positive fair value of the swap should the counterparty's credit rating fall below thresholds identified in the swap contracts. USNH mitigates counterparty risk by spreading the swap exposure among various counterparties, by monitoring bond ratings continuously, and by requiring collateralization in certain circumstances.

Basis Risk – This is the risk of a mismatch between the variable rate received from the swap counterparty and the variable rate paid by USNH to bondholders on the underlying variable rate debt. The effective rate on the debt will vary depending on the magnitude and duration of any basis risk shortfall or surplus. Based on current and historical experience, USNH's financial advisors expect payments received under the agreements to approximate the related bond payments over the life of the swaps. USNH manages basis risk by closely monitoring daily and monthly rates paid and received on each transaction, by diversifying bond remarketing agents, and by varying swap terms (e.g., 67% of LIBOR vs. 63% of LIBOR + 29 bps).

Termination Risk – This is the risk that the swaps could be terminated as a result of any of several events, which may include rating downgrades below specified levels for USNH or the swap counterparty; covenant violation; swap payment default or bankruptcy by either party; or default events under a bond resolution or trust indenture. Under the terms of each agreement, USNH has the option to terminate a swap at the fair market value at any time by providing notice to the counterparty, while the counterparty may only terminate the swap upon certain termination events. USNH manages termination risk by adhering to bond covenant requirements, employing strategic indicator targets to maintain financial strength, monitoring swap market values and counterparty credit ratings, and diversifying swap counterparties.

Swap Cash Flows

Actual interest payments on the swaps vary as market rates vary. The table below shows estimated annual future cash flows of the derivative instruments if interest rates remain unchanged from June 30, 2020 through the end of each swap contract (*\$ in thousands*):

Fiscal Year	Notional Bonds Amortization	Estimated Interest Received	Estimated Interest and Fees Paid	Estimated Swap Net Outflows
2021	\$ 9,215	\$ (301)	\$ 4,553	\$ 4,252
2022	9,385	(275)	4,206	3,931
2023	9,975	(249)	3,838	3,589
2024	10,170	(221)	3,462	3,241
2025	10,665	(193)	3,067	2,874
2026-2030	38,855	(685)	11,134	10,449
2031-2035	40,235	(176)	3,315	3,139
2036	3,650	–	–	–
Total	\$132,150	\$(2,100)	\$33,575	\$31,475

10. Deferred inflows and outflows of resources

The components of Deferred Inflows and Outflows of Resources as of June 30, 2020 and 2019 were as follows (\$ in thousands):

	2020	2019
Deferred Outflows of Resources		
Accumulated decrease in fair value of hedging derivatives	\$29,262	\$22,976
Accounting loss on debt refinancing	7,646	8,708
Changes of assumptions:		
Operating Staff Retirement Plan	250	471
Postretirement Medical Plan	6,613	–
Additional Retirement Contribution Program	69	18
Net difference between projected and actual earnings:		
Operating Staff Retirement Plan	168	60
Difference between expected and actual experience:		
Postretirement Medical Plan	733	–
Benefit payments subsequent to the measurement date:		
Postretirement Medical Plan	2,558	2,053
Additional Retirement Contribution Program	168	199
Asset retirement obligations	<u>1,308</u>	<u>1,492</u>
Total Deferred Outflows of Resources	<u>\$48,775</u>	<u>\$35,977</u>
Deferred Inflows of Resources		
Accounting gain on debt refinancing	\$ 150	\$ 357
Annuities unconditional remainder interest	1,348	2,139
Changes of assumptions:		
Operating Staff Retirement Plan	12	58
Postretirement Medical Plan	7,231	8,271
Additional Retirement Contribution Program	31	4
Net difference between projected and actual earnings:		
Operating Staff Retirement Plan	44	–
Difference between expected and actual experience:		
Operating Staff Retirement Plan	145	6
Postretirement Medical Plan	1,031	1,191
Additional Retirement Contribution Program	<u>482</u>	<u>474</u>
Total Deferred Inflows of Resources	<u>\$10,474</u>	<u>\$12,500</u>

The accumulated decrease in fair value of hedging derivatives is recorded to offset the value of USNH's interest-rate swap liabilities which qualify for treatment as an effective hedge based on historic interest flows. USNH does not currently expect to terminate any of the swap agreements. The accounting gain on debt refinancing relates to the Series 2012 and 2016 bond issuances while the accounting loss on debt refinancing relates to the Series 2005B, 2011B, 2015 and 2017A bond issuances. These costs will be amortized as a component of interest expense over the remaining terms of the new debt.

Amounts reported as deferred outflows of resources related to benefit payments subsequent to the measurement date will be recognized as a reduction of the respective benefit liability in the year ended June 30, 2020.

Other amounts reported as deferred outflows and inflows of resources which are related to retirement programs will be recognized as a component of pension and OPEB expense over the next eight years as summarized below (\$ in thousands):

Fiscal Year	Operating Staff Retirement Plan	Additional Retirement Contribution Program	Post-retirement Medical Plan
2021	\$138	\$(183)	\$ (32)
2022	13	(183)	(32)
2023	29	(44)	(32)
2024	37	(34)	(32)
2025	–	–	(32)
2026	–	–	(32)
2027	–	–	(489)
2028	–	–	<u>(236)</u>
Total	<u>\$217</u>	<u>\$(444)</u>	<u>\$(917)</u>

11. Pass-through grants

USNH distributed \$160,788,000 and \$169,091,000 of student loans through the US Department of Education Federal Direct Lending program during 2020 and 2019, respectively. These distributions and related funding sources are not included as expenses and revenues, or cash disbursements and cash receipts, in the accompanying financial statements. The Statements of Net Position include receivables of \$182,000 and \$141,000 as of June 30, 2020 and 2019, respectively, for direct loans disbursed in excess of US Department of Education receipts.

12. Endowment return used for operations

The objective of the annual spending formula for endowment return used for operations is to provide sustainable continued future support for ongoing programs at current levels assuming moderate inflation. To the extent that endowment yield is insufficient in any one year to meet the required spending distribution, accumulated net gains are utilized to fund the distribution. For the USNH pool, the distribution rate is established annually by the USNH Board of Trustees. Starting in fiscal year 2019, the USNH pool calculated the distribution as a percentage of the average market value per unit for the previous twelve quarters with a rate of 5.1% and 4.7% as of December 31, 2018 and 2017, respectively. For the UNHF primary pool, the distribution rate was 5.3% for both 2020 and 2019 calculated as a percentage of the average market value per unit for the previous twelve quarters.

The components of endowment return used for operations for 2020 and 2019 are summarized below (\$ in thousands):

Components of Endowment Payout	2020	2019
Pooled endowment yield - campuses	\$ 3,916	\$ 7,412
Pooled endowment yield - affiliates	1,834	2,492
Trusts, life income and annuities yield, net of gains utilized	668	643
Gains utilized to fund distribution - pooled campuses	18,162	14,094
Gains utilized to fund distribution - pooled affiliates	<u>10,350</u>	<u>9,138</u>
Endowment return used for operations	<u>\$34,930</u>	<u>\$33,779</u>

13. Operating expenses by function

The following tables summarize USNH's operating expenses by functional classification for the past two years (\$ in thousands):

	Compensation	Supplies & Services	Utilities	Internal Allocations	Depreciation & Amortization	2020 Total
Campuses – current funds						
Instruction	\$201,484	\$ 17,701	\$ 8	\$ –	\$ –	\$ 219,193
Auxiliary services	53,565	33,022	213	57,241	–	144,041
Research and sponsored programs	76,197	33,290	59	–	–	109,546
Academic support	70,747	16,814	60	–	–	87,621
Student services	34,734	17,643	11	(97)	–	52,291
Institutional support	46,554	17,524	62	(18,484)	–	45,656
Operations and maintenance	24,279	29,912	17,603	(38,946)	–	32,848
Fundraising and communications	11,438	7,248	1	4,158	–	22,845
Public service	11,914	3,389	3	1	–	15,307
Subtotal – current funds	530,912	176,543	18,020	3,873	–	729,348
Campuses - other funds	129	12,547	39	–	69,015	81,730
Affiliated entities	6,959	1,471	–	(3,873)	–	4,557
Total	<u>\$538,000</u>	<u>\$190,561</u>	<u>\$18,059</u>	<u>\$ –</u>	<u>\$69,015</u>	<u>\$815,635</u>

	Compensation	Supplies & Services	Utilities	Internal Allocations	Depreciation & Amortization	2019 Total
Campuses – current funds						
Instruction	\$202,333	\$ 21,055	\$ 15	\$ –	\$ –	\$ 223,403
Auxiliary services	54,115	51,152	2,602	48,670	–	156,539
Research and sponsored programs	74,937	34,564	85	–	–	109,586
Academic support	68,821	18,791	37	–	–	87,649
Student services	33,363	15,131	12	(95)	–	48,411
Institutional support	48,336	18,761	79	(23,679)	–	43,497
Operations and maintenance	23,575	17,962	15,724	(25,181)	–	32,080
Fundraising and communications	11,562	6,826	–	2,872	–	21,260
Public service	11,240	3,125	–	–	–	14,365
Subtotal – current funds	528,282	187,367	18,554	2,587	–	736,790
Campuses - other funds	333	15,888	28	–	65,349	81,598
Affiliated entities	6,113	1,124	1	(2,587)	–	4,651
Total	<u>\$534,728</u>	<u>\$204,379</u>	<u>\$18,583</u>	<u>\$ –</u>	<u>\$65,349</u>	<u>\$823,039</u>

14. Net position

It is USNH's policy to use restricted funds before accessing unrestricted balances. The table below details USNH's net position as of June 30, 2020 and 2019 (*\$ in thousands*):

Components of Net Position	2020	2019
Net investment in capital assets	\$ 709,337	\$ 685,015
Restricted financial resources		
Nonexpendable		
Historic gift value of endowment - campuses	131,196	124,287
Historic gift value of endowment - affiliated entities	<u>165,157</u>	<u>157,414</u>
Total restricted nonexpendable resources	296,353	281,701
Expendable		
Held by campuses:		
Accumulated net gains on endowment	51,082	56,559
Fair value of restricted funds functioning as endowment	14,628	15,032
Gifts, grants and contracts	40,527	41,443
Life income and annuity funds	12	15
Loan funds	2,853	3,585
Held by affiliated entities:		
Accumulated net gains on endowment	36,991	43,192
Fair value of restricted funds functioning as endowment	45,913	44,054
Other	<u>8,661</u>	<u>9,457</u>
Total restricted expendable resources	200,667	213,337
Unrestricted financial resources		
Held by campuses:		
Educational and general reserves	(14,910)	6,521
Auxiliary enterprises	34,651	45,721
Internally designated reserves	45,478	20,879
Unrestricted loan funds	1,438	1,487
Unexpended plant funds	136,073	144,841
Fair value of unrestricted funds functioning as endowment	173,025	185,442
Other	650	779
Less: postretirement medical liability ⁽¹⁾	<u>(88,800)</u>	<u>(90,153)</u>
Held by affiliated entities:		
Fair value of unrestricted funds functioning as endowment	1,321	1,308
Other	<u>2,061</u>	<u>1,668</u>
Total unrestricted financial resources	<u>290,987</u>	<u>318,493</u>
Total Net Position	<u>\$1,497,344</u>	<u>\$1,498,546</u>

⁽¹⁾ As discussed in Note 7, the 2020 and 2019 postretirement medical liability is shown net of the related deferred inflows and outflows of resources. See Note 10 for additional information in this regard.

15. Commitments and contingencies

On March 13, 2020, the Governor of the State of New Hampshire declared a state of emergency related to the spread of COVID-19. The declaration remains in effect as of the date the financial statements were issued. COVID-19 impacted various parts of USNH's 2020 operations and financial results including, but not limited to, the temporary closing of most of its institutions' residential and dining halls and shifting to remote learning for its entire student body, costs for emergency preparedness, and reduced investment valuations. USNH expects to incur significant additional costs in testing, personal protective equipment, cleaning, and technology costs. While the significant business disruption is currently expected to be temporary there is considerable uncertainty about the long-term implications of this pandemic on higher education and the ultimate financial impact and duration cannot be estimated at this time.

USNH holds insurance for losses related to real property, as well as professional, environmental and general liability claims. Property coverage is limited to \$500 million in the aggregate with varying deductible levels. Liability coverage and deductible levels are based on management's assessments of the risks of related

losses. Settlements below the relevant deductible amounts are funded from unrestricted net position.

USNH makes expenditures in connection with restricted government grants and contracts, which are subject to final audit by government agencies. Management is of the opinion that the number of disallowances, if any, sustained through such audits would not materially affect the financial position, results of operations, or cash flows of USNH.

USNH is a defendant in various legal actions arising out of the normal course of its operations. Although the outcome of such actions cannot presently be determined, management is of the opinion that the eventual liability, if any, will not have a material effect on USNH's financial position, results of operations or cash flows.

16. Component units

Condensed information from the audited financial statements of the University of New Hampshire Foundation, Inc. (UNHF) is presented below (*\$ in millions*):

	2020	2019
Condensed information from the Statements of Net Position as of June 30,		
Endowment investments	\$240	\$241
Other assets	<u>11</u>	<u>14</u>
Total Assets	<u>251</u>	<u>255</u>
Annuities payable	3	3
Other liabilities and deferred inflows of resources	<u>2</u>	<u>5</u>
Total Liabilities and Deferred Inflows of Resources	<u>5</u>	<u>8</u>
Total Net Position	<u>\$246</u>	<u>\$247</u>
	2020	2019
Condensed information from the Statements of Revenues, Expenses and Changes in Net Position for the years ended June 30,		
Gifts and other support	\$ 30	\$ 29
Investment income	<u>4</u>	<u>11</u>
Total Revenues	<u>34</u>	<u>40</u>
Distributions to UNH	26	23
Administrative and other expenses	<u>9</u>	<u>8</u>
Total Expenses	<u>35</u>	<u>31</u>
(Decrease)/ Increase in Net Position	<u>\$ (1)</u>	<u>\$ 9</u>
	2020	2019
Condensed information from the Statements of Cash Flows for the years ended June 30,		
Receipts from gifts and other sources	\$ 27	\$ 19
Payments to UNH and suppliers	<u>(36)</u>	<u>(29)</u>
Net Cash Used in Operating Activities	(9)	(10)
Net Cash Provided By/(Used in) Investing Activities	4	(1)
Net Cash Provided by Noncapital Financing Activities	<u>3</u>	<u>12</u>
Change in Cash and Equivalents	<u>\$ (2)</u>	<u>\$ 1</u>

A copy of the complete financial statements for UNHF can be obtained on its website at <https://www.unh.edu/give/financial-reports> or by contacting the Advancement Finance and Administration Office at (603) 862-1584.

17. Subsequent events

Management has evaluated the impact of subsequent events through the date that the financial statements were available for issuance October 23, 2020, and concluded that no material events have occurred which would require recognition or disclosure.

Required Supplemental Information

(Unaudited)

Postretirement Medical Plan

Schedule of Changes in Total OPEB Liability and Related Ratios for the years ended June 30,
(\$ in thousands):

	2020	2019	2018
Service costs	\$ 1,247	\$ 1,359	\$ 1,416
Interest	3,339	3,024	3,627
Benefit payments	(5,084)	(6,381)	(6,923)
Differences between expected and actual experience	849	–	(1,511)
Changes in benefit terms	(318)	–	–
Changes in assumptions ⁽¹⁾	<u>7,664</u>	<u>(4,968)</u>	<u>(4,857)</u>
Net Change in Postretirement Medical Liability	7,697	(6,966)	(8,248)
Total Postretirement Medical Plan Liability - beginning of year	<u>82,744</u>	<u>\$ 8,9710</u>	<u>97,958</u>
Total Postretirement Medical Plan Liability - end of year	\$ 90,441	\$ 82,744	\$ 89,710
Current portion	<u>\$ 4,412</u>	<u>\$ 5,331</u>	<u>\$ 5,837</u>
Covered portion	<u>\$298,040</u>	<u>\$290,287</u>	<u>\$290,107</u>
Total Liability as a Percentage of Covered Payroll	30.3%	28.5%	30.9%

Additional Retirement Contribution (ARC) Program

Schedule of Changes in Total Pension Liability and Related Ratios for the years ended June 30,
(\$ in thousands):

	2020	2019	2018	2017
Service costs	\$ 37	\$ 31	\$ 41	\$ 103
Interest	91	66	88	118
Benefit payments ⁽²⁾	(111)	(123)	(95)	(518)
Differences between expected and actual experience	(200)	–	(89)	(328)
Changes in assumptions	<u>70</u>	<u>(97)</u>	<u>26</u>	<u>(5)</u>
Net Change in ARC Liability	(113)	(123)	(29)	(630)
Total ARC liability at beginning of year	<u>2,171</u>	<u>2,294</u>	<u>2,323</u>	<u>2,953</u>
Total ARC liability at end of year	\$ 2,058	\$ 2,171	\$ 2,294	\$ 2,323
Current portion	<u>\$ 217</u>	<u>\$ 200</u>	<u>\$ 95</u>	<u>\$ 455</u>
Covered payroll	\$22,275	\$24,369	\$26,646	\$29,409
Total Liability as a Percentage of Covered Payroll	9.2%	8.9%	8.6%	7.9%

Operating Staff Retirement Plan

Schedule of Changes in Net Pension Assets and Related Ratios for the years ended June 30,
(\$ in thousands):

	2020	2019	2018	2017 ⁽³⁾
Plan Fiduciary Net Position				
Beginning balance	\$6,186	\$6,376	\$6,700	\$ –
Employer contributions	–	–	–	6,700
Plan administrative costs	–	(13)	(13)	–
Net investment income	173	407	274	–
Benefit payments	<u>(496)</u>	<u>(584)</u>	<u>(585)</u>	<u>–</u>
Fiduciary net position	\$5,863	\$6,186	\$6,376	\$6,700
Total Pension Liability at end of year	(5,431)	(5,875)	(5,652)	(5,707)
Net Pension Asset	\$ 432	\$ 311	\$ 724	\$ 993
Plan Net Position as a Percentage of Total Pension Liability	108.0%	105.3%	112.8%	117.4%

	2020	2019	2018	2017 ⁽³⁾
Plan Pension Liability				
Beginning balance	\$(5,875)	\$(5,652)	\$(5,707)	\$(6,345)
Service costs	(7)	(3)	–	(20)
Interest, net of actuarial gain/loss	(65)	(290)	(292)	(298)
Benefit payments	496	584	585	956
Changes in assumptions	<u>20</u>	<u>(514)</u>	<u>(238)</u>	<u>–</u>
Net Change in Total Pension Liability	\$ 444	\$ (223)	\$ 55	\$ 638
Total Pension Liability at end of year	(5,431)	(5,875)	(5,652)	(5,707)
Covered payroll	<u>\$ (815)</u>	<u>\$ (850)</u>	<u>\$ (961)</u>	<u>\$1,007</u>
Net Pension Asset as a Percentage of Covered Payroll	53.0%	36.6%	75.3%	98.6%

Notes to Schedules:

⁽¹⁾ Changes in assumptions relate to discount rate changes. The rates were 2.7% for FY20, 4.1% for 2019, and 3.4% for 2018 based on a change in the related index. See Note 7 for additional information.

⁽²⁾ Fiscal year 2017 benefit payments included separation costs in larger amounts.

⁽³⁾ Reflects payments and adjustments made before the establishment of the related trust on June 29, 2017.

See accompanying independent auditor's report.



University System of New Hampshire

The University System of New Hampshire (USNH) includes the University of New Hampshire (UNH), with campuses in Durham, Manchester and Concord, Plymouth State University (PSU), Keene State College (KSC) and Granite State College (GSC). KSC, PSU and UNH Durham are the three residential campuses of USNH. The system enrolls 32,000 students and is committed to providing access to affordable, high-quality education and to creating a talented workforce to serve the state's businesses and communities. A 29-member board of trustees is responsible for overseeing the system. The Chancellor is the chief executive and academic officer of USNH and is responsible for developing, recommending and implementing the board's policies and decisions.

University System of New Hampshire

- | | |
|-----------------------------------------------|------------------------------------------------|
| 1. University of New Hampshire, Durham | 6. Granite State College, Concord |
| 2. University of New Hampshire, Manchester | 7. Granite State College, Lebanon (Colocation) |
| 3. UNH Franklin Pierce School of Law, Concord | 8. Granite State College, Manchester |
| 4. Plymouth State University | 9. Granite State College, Nashua (Colocation) |
| 5. Keene State College | |



Board of Trustees

Members of the Board

The Honorable Christopher T. Sununu
ex officio, Governor, State of New Hampshire,
Concord, NH

Joseph G. Morone (2013 -2022)
Chair, Newcastle, NH

James P. Burnett, III (2017 -2022)
Vice Chair, Concord, NH

Kassandra Spanos Ardinger (2016 -2024)
Secretary, Concord, NH

Amy B. Begg (2015 -2023)
Watertown, MA

Donald L. Birx, ex officio
President, PSU, Plymouth, NH

Todd R. Black (2014 -2022)
Dover, NH

James W. Dean, Jr., ex officio
President, UNH, Durham, NH

M. Jacqueline Eastwood (2017 -2021)
Durham, NH

Frank L. Edelblut, ex officio
Commissioner of Education, Concord, NH

Cathy J. Green (2017 -2021)
Dunbarton, NH

George S. Hansel (2019 -2023)
Keene, NH

Shawn N. Jasper, ex officio (2015 -2022)
Commissioner of Agriculture, Concord, NH

Todd J. Leach, ex officio
Chancellor, USNH, Concord, NH

Tyler Minnich (2020-2021)
GSC Student Trustee, Concord, NH

Michael J. Pilot (2019 -2023)
Hampton, NH

Christopher M. Pope (2019 -2021)
Concord, NH

Mark Rubinstein, ex officio
President, GSC, Concord, NH

J. Morgan Rutman (2016 -2020)
Rye, NH

Michael Shannon (2020-2021)
PSU Student Trustee, Plymouth, NH

Marjorie K. Smith, ex-officio
Designee for Speaker of the House

Donna M. Soucy, ex-officio
President of the Senate

Wallace R. Stevens (2011 -2021)
Exeter, NH

Gregg Tewksbury (2020-2023)
Keene, NH

Melinda D. Treadwell, ex officio
President, KSC, Keene, NH

Alexander J. Walker, Jr. (2016 -2024)
Manchester, NH

David A. Westover (2019 -2023)
Keene, NH

Administration

Members of the Administrative Board

Todd J. Leach (Chair)
Chancellor, University System of New Hampshire

Donald L. Birx
President, Plymouth State University

James W. Dean, Jr.
President, University of New Hampshire

Mark Rubinstein
President, Granite State College

Melinda D. Treadwell
President, Keene State College

Members of the Finance Executive Council

Catherine A. Provencher (Chair)
Vice Chancellor and Treasurer, USNH

Lisa L. Shawney (Vice Chair)
Vice President for Finance and
Administration, GSC

Karen L. Benincasa
Associate Treasurer, USNH

Jay Calhoun
Interim Chief Financial Officer, UNH

Tracy Claybaugh
Vice President for Finance
and Administration, PSU

Susan LaPanne
Vice President for Finance
and Administration, KSC

University System of New Hampshire

James A. McGrail
Chief Human Resources Officer

Catherine A. Provencher
Vice Chancellor and Treasurer/CFO

Ronald F. Rodgers
General Counsel and Secretary

Other Officers

University of New Hampshire

Christopher Clement
Chief Operating Officer and Vice President
for Administration

Deborah Dutton
Foundation President and Vice President
for Advancement

Pelema Ellis
Vice Provost for Enrollment Management

Plymouth State University

Tracy Claybaugh
Vice President for Finance and Administration

Marlin Collingwood
Vice President Communications, Enrollment
& Student Life

Carolyn Ines
Director of Human Resources

Ann McClellan
Interim Provost and Vice President for
Academic Affairs

John Scheinman
Director of Development

Keene State College

Ockle Johnson
Interim Provost and Vice President
for Academic Affairs

Susan LaPanne
Vice President for Finance
and Administration

MB Lufkin
Interim Vice President for Enrollment and
Student Engagement

Dottie Morris
Chief Officer for Diversity
and Multiculturalism

Veronica Rosa
Vice President for Advancement and
Constituent Relations

Granite State College

Tara Payne
Vice President for
Enrollment Management

Lisa L. Shawney
Vice President for Finance
and Administration

Scott Stanley
Provost and Vice President
for Academic Affairs

Granite State College



University System
of New Hampshire



**UNIVERSITY SYSTEM OF NEW HAMPSHIRE
SCHEDULE OF UNRESTRICTED FINANCIAL RESOURCES**

	UNH ⁽¹⁾	PSU	KSC ⁽²⁾	GSC	Trustees/ Chancellor's Office	Balance at June 30,	
						2020	2019
<u>Held by campuses:</u>							
Current funds							
Educational and general reserves	\$ (11,114,453)	(6,119,853)	(15,175,592)	15,987,119	1,512,513	(14,910,266)	6,521,499
Auxiliary enterprises	18,936,387	6,842,821	8,666,563	204,840		34,650,611	45,720,429
Internally designated - STII					21,508,420	21,508,420	20,065,384
Internally designated - Fringe Benefits Pool	462,055				10,248,274	10,710,329	6,642,932
Internally designated - other employee benefits	1,510,170	787,847	516,665	649,325	3,279,834	6,743,841	6,217,508
Internally designated - internal borrowings outstanding	(64,820,086)	(13,244,764)	(2,828,137)			(80,892,987)	(92,435,664)
Internally designated - F&A return and other faculty support	27,735,086	(703)	1,489,335			29,223,718	29,779,687
Internally designated - unrestricted gifts and endowment payout	4,617,392	13,841	419,977	4,125		5,055,335	5,721,369
Internally designated - other	35,212,067	4,301,132	8,118,999	3,225,570	2,272,591	53,130,359	44,888,247
Total current funds	12,538,618	(7,419,679)	1,207,810	20,070,979	38,821,632	65,219,360	73,121,391
Unrestricted loan funds	146,124	12,379	1,279,374			1,437,877	1,487,273
Unexpended plant funds - all other	91,720,143	16,512,359	27,451,686	388,778		136,072,966	144,840,869
Funds functioning as endowment - USNH Health Benefits Cost Containment					21,222,918	21,222,918	20,963,925
Funds functioning as endowment - USNH Debt Quasi					97,056,845	97,056,845	101,873,289
Funds functioning as endowment - USNH Contingency					7,836,742	7,836,742	7,741,107
Funds functioning as endowment - USNH LT Treasury Investments					28,156,170	28,156,170	34,462,950
Funds functioning as endowment - Isabel Harriet Paul	2,393,777					2,393,777	2,476,931
Funds functioning as endowment - UNHL Operations	312,557					312,557	1,329,170
Funds functioning as endowment - UNHM	1,740,035					1,740,035	1,800,480
Funds functioning as endowment - PSU ALLWell		4,917,341				4,917,341	5,079,609
Funds functioning as endowment - all other unrestricted	8,292,131	703,076	393,040			9,388,247	9,714,377
Unfunded postretirement medical benefits	(63,131,118)	(11,062,784)	(10,698,710)	(2,230,176)	(1,677,153)	(88,799,941)	(90,152,988)
Operating Staff Retirement Plan trust					649,598	649,598	778,688
<u>Held by affiliated entities:</u>							
Quasi-endowment fund - affiliates	1,321,169					1,321,169	1,307,620
Other unrestricted balances - affiliates	2,035,796		25,377			2,061,173	1,667,901
TOTAL UNRESTRICTED FINANCIAL RESOURCES	\$ 57,369,232	3,662,692	19,658,577	18,229,581	192,066,752	290,986,834	318,492,592

⁽¹⁾includes UNHF, UNHL & UNHM

⁽²⁾includes KEA

UNIVERSITY SYSTEM OF NEW HAMPSHIRE
SUMMARY STATEMENT OF CHANGES IN AUXILIARY ENTERPRISE FUNDS
FOR THE YEAR ENDED JUNE 30, 2020

	Current Fiscal Year Activity					Beginning Fund Balance 6/30/2019	Ending Fund Balance 6/30/2020
	Annual Budgeted Activity	Revenues	Expenses	Transfers In/(Out)	Net Increase/ (Decrease)		
<u>UNIVERSITY OF NEW HAMPSHIRE</u>							
Revenues Pledged to HEFA Bonds							
Housing	\$ 57,421,580	\$ 40,984,525	\$ 30,730,671	\$(12,919,720)	(2,665,866)	5,069,982	2,404,116
Dining	36,831,063	25,559,402	23,469,580	(2,686,659)	(596,837)	1,995,295	1,398,458
Recreation	9,341,620	7,240,025	5,713,190	(2,086,367)	(559,532)	559,532	-
Student Union	5,184,330	3,980,159	3,094,265	(885,607)	287	497,420	497,707
Whittemore Center Arena	3,113,919	1,525,352	1,718,974	(351,000)	(544,622)	-	(544,622)
ECOLine	709,425	1,386,514	1,386,514	-	-	2,070,533	2,070,533
Other Revenues							
Athletics	18,686,931	15,047,028	17,004,554	(188,496)	(2,146,022)	(3,610,142)	(5,756,164)
Health Services	8,646,043	7,823,952	8,365,309	27,337	(514,020)	3,397,532	2,883,512
Student Health Benefit Plan	5,759,278	5,462,028	4,922,450	39,534	579,112	11,723,273	12,302,385
Wildcat Transit	5,342,440	4,209,052	3,399,993	(839,224)	(30,165)	960,235	930,070
Telecommunications	1,308,626	269,685	(1,314,193)	(1,582,543)	1,335	733,880	735,215
Technology Center	-	-	-	(6,768)	(6,768)	6,768	-
Action Learning Center	1,202,500	927,917	1,081,191		(153,274)	683,567	530,293
InterOperability Lab	1,244,848	202,375	1,368,330	922,634	(243,321)	1,041,555	798,234
Other Auxiliary Services	2,622,486	409,327	290,740	119,432	238,019	448,631	686,650
TOTAL UNIVERSITY OF NEW HAMPSHIRE	157,415,089	115,027,341	101,231,568	(20,437,447)	(6,641,674)	25,578,061	18,936,387
<u>PLYMOUTH STATE UNIVERSITY</u>							
Revenues Pledged to HEFA Bonds							
Housing	17,769,611	13,920,198	6,624,778	(7,303,533)	(8,113)	4,517	(3,596)
Dining	8,052,500	5,700,409	6,008,919	(525,927)	(834,437)	1,939,187	1,104,750
Student Union	3,214,379	2,426,268	1,584,878	(800,098)	41,292	4,497,039	4,538,331
Ice Arena	1,723,531	909,227	472,915	(403,254)	33,058	1,633	34,691
ALLWell Arena	637,500	436,792	8,276	(624,767)	(196,251)	338,727	142,476
Other Revenues							
Health and Wellness Services	492,160	455,525	383,875	(324,094)	(252,444)	686,838	434,394
Other Auxiliary Services	1,691,242	1,729,287	1,497,444	147,724	379,567	212,208	591,775
TOTAL PLYMOUTH STATE UNIVERSITY	33,580,923	25,577,706	16,581,085	(9,833,949)	(837,328)	7,680,149	6,842,821
<u>KEENE STATE COLLEGE</u>							
Revenues Pledged to HEFA Bonds							
Housing	16,960,649	11,994,591	7,525,865	(7,936,823)	(3,468,095)	2,058,777	(1,409,318)
Dining	8,794,418	6,920,698	6,246,195	(1,075,127)	(400,626)	1,198,716	798,090
Student Union	2,326,314	1,764,955	1,103,331	(835,436)	(173,812)	1,588,089	1,414,277
Recreation	1,728,103	1,289,496	818,475	(368,918)	102,103	1,500,146	1,602,249
Other Revenues							
Continuing Ed-OSHA	1,550,173	1,641,809	1,122,378	(333,000)	186,431	1,504,984	1,691,415
Health Services	1,546,080	1,462,717	1,495,930	691	(32,522)	605,179	572,657
Telecommunications	894,737	-	294,324	384,991	90,667	1,379,561	1,470,228
Other Auxiliary Services	813,906	690,233	725,491	140,296	105,038	2,421,927	2,526,965
TOTAL KEENE STATE COLLEGE	34,614,380	25,764,499	19,331,989	(10,023,326)	(3,590,816)	12,257,379	8,666,563
<u>GRANITE STATE COLLEGE</u>							
Other Auxiliary Services	-	-	-	-	-	204,840	204,840
TOTAL GRANITE STATE COLLEGE	-	-	-	-	-	204,840	204,840
TOTAL UNIVERSITY SYSTEM OF NEW HAMPSHIRE	\$ 225,610,392	166,369,546	137,144,642	(40,294,722)	(11,069,818)	45,720,429	34,650,611

UNIVERSITY SYSTEM OF NEW HAMPSHIRE
DETAIL STATEMENT OF CHANGES IN AUXILIARY ENTERPRISE FUNDS
FOR THE YEAR ENDED JUNE 30, 2020

FUND #	FUND NAME	FISCAL YEAR 2020				BEGINNING	ENDING
		REVENUES	EXPENDITURES	TRANSFERS	NET CHANGE	FUND BALANCE 6/30/2019	FUND BALANCE 6/30/2020
UNIVERSITY OF NEW HAMPSHIRE							
REVENUES PLEDGED TO HEFA BONDS:							
<u>HOUSING</u>							
1AARES	Residential Life	4,559	2,118,502	2,113,943	-	-	-
1AQHOU	UNH Housing	40,817,094	28,363,226	(15,169,371)	(2,715,503)	5,069,982	2,354,479
1AM005	UNHM Housing	162,872	248,943	135,708	49,637	-	49,637
	TOTAL HOUSING	40,984,525	30,730,671	(12,919,720)	(2,665,866)	5,069,982	2,404,116
<u>DINING</u>							
1AQHOS	UNH Dining Services	25,559,402	23,469,580	(2,686,659)	(596,837)	1,995,295	1,398,458
	TOTAL DINING	25,559,402	23,469,580	(2,686,659)	(596,837)	1,995,295	1,398,458
<u>RECREATION</u>							
1AJREC	Campus Recreation	7,240,025	5,713,190	(2,086,367)	(559,532)	559,532	-
	TOTAL RECREATION	7,240,025	5,713,190	(2,086,367)	(559,532)	559,532	-
<u>STUDENT UNION</u>							
1AJMUB	UNH Memorial Union	3,980,159	3,094,265	(885,607)	287	497,420	497,707
	TOTAL STUDENT UNION	3,980,159	3,094,265	(885,607)	287	497,420	497,707
<u>WHITTEMORE CENTER ARENA</u>							
1AJWHT	Whittemore Center	1,525,352	1,718,974	(351,000)	(544,622)	-	(544,622)
	TOTAL WHITTEMORE CENTER ARENA	1,525,352	1,718,974	(351,000)	(544,622)	-	(544,622)
<u>ECOLINE</u>							
1AT001	Ecoline	1,386,514	1,386,514	-	-	2,070,533	2,070,533
	TOTAL ECOLINE	1,386,514	1,386,514	-	-	2,070,533	2,070,533
OTHER REVENUES:							
<u>ATHLETICS</u>							
1ASATH	UNH Intercollegiate Athletics	15,047,028	17,004,554	(188,496)	(2,146,022)	(3,610,142)	(5,756,164)
	TOTAL ATHLETICS	15,047,028	17,004,554	(188,496)	(2,146,022)	(3,610,142)	(5,756,164)
<u>HEALTH SERVICES</u>							
1AACCT	Counseling Center	2,318,667	2,394,201	2,644	(72,890)	1,016,186	943,296
1AAHSC	UNH Health Services	5,505,285	5,971,108	24,693	(441,130)	2,381,346	1,940,216
1AJHSC	UNH Health Services	-	-	-	-	-	-
	TOTAL HEALTH SERVICES	7,823,952	8,365,309	27,337	(514,020)	3,397,532	2,883,512
<u>STUDENT HEALTH BENEFIT PLAN</u>							
1AAHBP	UNH Student Health Benefit Plan	5,462,028	4,922,450	255,633	795,211	11,507,174	12,302,385
1AJHBP	UNH Student Health Benefit Plan	-	-	(216,099)	(216,099)	216,099	-
	TOTAL STUDENT HEALTH BENEFIT PLAN	5,462,028	4,922,450	39,534	579,112	11,723,273	12,302,385
<u>WILDCAT TRANSIT</u>							
1AQTRN	Transportation Services	4,209,052	3,399,993	(839,224)	(30,165)	960,235	930,070
	TOTAL WILDCAT TRANSIT	4,209,052	3,399,993	(839,224)	(30,165)	960,235	930,070
<u>TELECOMMUNICATIONS</u>							
1AKTEL	Telecommunications	85,050	(1,314,420)	(1,398,543)	927	580,632	581,559
1ATOW	Telecommunication Towers	184,635	227	(184,000)	408	153,248	153,656
	TOTAL TELECOMMUNICATIONS	269,685	(1,314,193)	(1,582,543)	1,335	733,880	735,215
<u>TECHNOLOGY CENTER</u>							
1AKSTR	Computer Store	-	-	(6,768)	(6,768)	6,768	-
	TOTAL TECHNOLOGY CENTER	-	-	(6,768)	(6,768)	6,768	-
<u>ACTION LEARNING CENTER</u>							
1AF001	Action Learning Center	927,917	1,081,191	-	(153,274)	683,567	530,293
	TOTAL ACTION LEARNING CENTER	927,917	1,081,191	-	(153,274)	683,567	530,293
<u>INTEROPERABILITY LABORATORY RESERVE</u>							
1ARRCC	Research Computing Operating	4,352	178,743	9,200	(165,191)	242,508	77,317
1ARIOL	InterOperability Laboratory Reserve	198,023	1,189,587	913,434	(78,130)	799,047	720,917
	TOTAL INTEROPERABILITY LAB RESERVE	202,375	1,368,330	922,634	(243,321)	1,041,555	798,234
<u>OTHER AUXILIARY SERVICES</u>							
1A0ADJ	UNH Auxiliary Adjustments	(137,235)	(330,194)	(192,959)	-	-	-
1AD002	Environmental Research Grp 2232	-	162	-	(162)	321	159
1AE265	SBDC Programs	12,320	8,280	2,107	6,147	28,638	34,785
1AE267	Center For Venture Research	45	451	-	(406)	8,713	8,307
1AECFB	Center for Family Business	167,885	136,237	26,920	58,568	89,769	148,337

UNIVERSITY SYSTEM OF NEW HAMPSHIRE
DETAIL STATEMENT OF CHANGES IN AUXILIARY ENTERPRISE FUNDS
FOR THE YEAR ENDED JUNE 30, 2020

FUND #	FUND NAME	FISCAL YEAR 2020				BEGINNING	ENDING
		REVENUES	EXPENDITURES	TRANSFERS	NET CHANGE	FUND BALANCE 6/30/2019	FUND BALANCE 6/30/2020
1AH301	UNHL Auxiliary Rental Operations	109,308	54,281	-	55,027	147,758	202,785
1ALLNG	Faculty Lounge	29	-	-	29	11,018	11,047
1AQCNF	UNH Conference Center	-	-	-	-	1,203	1,203
1AQDDM	Discretionary Fund for Business Aff	-	420	656	236	657	893
1AQMLS	Mail Services	29,144	5,903	(12,400)	10,841	56,507	67,348
1AQOBA	Business Affairs	40,890	77,795	26,540	(10,365)	153,539	143,174
1AQPRN	Printing Services	103,152	273,980	48,338	(122,490)	122,490	-
1ARANM	Animal Care	-	8,959	-	(8,959)	33,137	24,178
1ARUIC	Instrumentation Center	72,327	54,466	(65,096)	(47,235)	91,669	44,434
1ATRNT	Facilities Rental Properties	11,462	-	(11,462)	-	-	-
1ATSPC	Small Projects Construction Team	-	-	-	-	-	-
1AU001	Auxiliary Bud- Proj Adjs	-	-	296,788	296,788	(296,788)	-
	TOTAL OTHER AUXILIARY SERVICES	409,327	290,740	119,432	238,019	448,631	686,650
TOTAL UNIVERSITY OF NEW HAMPSHIRE		115,027,341	101,231,568	(20,437,447)	(6,641,674)	25,578,061	18,936,387

PLYMOUTH STATE UNIVERSITY

REVENUES PLEDGED TO HEFA BONDS:

HOUSING							
6AS210	Residential Life	13,920,198	6,624,778	(7,303,533)	(8,113)	4,517	(3,596)
	TOTAL HOUSING	13,920,198	6,624,778	(7,303,533)	(8,113)	4,517	(3,596)

DINING							
6AS215	Dining Services	5,700,409	6,008,919	(525,927)	(834,437)	1,939,187	1,104,750
	TOTAL DINING	5,700,409	6,008,919	(525,927)	(834,437)	1,939,187	1,104,750

STUDENT UNION							
6AS220	Hartman Union Building	2,426,268	1,584,878	(800,098)	41,292	4,497,039	4,538,331
	TOTAL STUDENT UNION	2,426,268	1,584,878	(800,098)	41,292	4,497,039	4,538,331

ICE ARENA							
6AAAREN	Ice Arena	909,227	472,915	(403,254)	33,058	1,633	34,691
	TOTAL ICE ARENA	909,227	472,915	(403,254)	33,058	1,633	34,691

ALLWELL ARENA							
6AALLW	ALLWell Center Fund	436,792	8,276	(624,767)	(196,251)	338,727	142,476
	TOTAL ALLWELL ARENA	436,792	8,276	(624,767)	(196,251)	338,727	142,476

OTHER REVENUES:

HEALTH & WELLNESS CENTER							
6AS280	Counseling & Health Services	455,525	383,875	(324,094)	(252,444)	686,838	434,394
	TOTAL HEALTH & WELLNESS CENTER	455,525	383,875	(324,094)	(252,444)	686,838	434,394

OTHER AUXILIARY SERVICES							
6A0ADJ	PSU Auxiliary Adjustments	-	(23,389)	(23,989)	(600)	-	(600)
6A0PRJ	Auxiliary Projections	-	-	-	-	-	-
6AACNC	Counseling Center	964,368	1,003,417	277,213	238,164	-	238,164
6AAENT	Enterprise Center @ Plymouth	-	-	-	-	15,587	15,587
6AB240	Conference Service	344,164	278,151	-	66,013	28,819	94,832
6AB260	Parking Enforcement	257,863	159,550	(88,000)	10,313	99,342	109,655
6AB262	Shuttle	162,892	79,715	(17,500)	65,677	68,460	134,137
	TOTAL OTHER AUXILIARY SERVICES	1,729,287	1,497,444	147,724	379,567	212,208	591,775

TOTAL PLYMOUTH STATE UNIVERSITY		25,577,706	16,581,085	(9,833,949)	(837,328)	7,680,149	6,842,821
----------------------------------------	--	-------------------	-------------------	--------------------	------------------	------------------	------------------

KEENE STATE COLLEGE

REVENUES PLEDGED TO HEFA BONDS:

HOUSING							
5AR200	Residence Life	11,986,715	7,529,081	(7,936,823)	(3,479,189)	1,898,621	(1,580,568)
5AR201	Carle Hall Prog	244	(4,753)	-	4,997	1,762	6,759
5AR203	Residence Hall Organization	-	37	-	(37)	25,074	25,037
5AR204	East Halls Programming	-	812	-	(812)	5,346	4,534
5AR205	Huntress/Fiske Prog	-	1,014	-	(1,014)	4,915	3,901
5AR206	Holloway Hall Prog	-	1,102	-	(1,102)	3,540	2,438
5AR207	Randall/Monadnock Programs	-	777	-	(777)	1,917	1,140
5AR208	Owls Nest/1 Butler Ct Programs	-	1,489	-	(1,489)	8,543	7,054
5AR209	The Apartments	-	-	-	-	4,178	4,178
5AR210	Resident Asst Organization	3,650	(4,944)	-	8,594	80,609	89,203
5AR211	Hall Council	-	237	-	(237)	8,887	8,650
5AR215	Res Life Student Services	3,982	1,011	-	2,971	15,385	18,356

UNIVERSITY SYSTEM OF NEW HAMPSHIRE
DETAIL STATEMENT OF CHANGES IN AUXILIARY ENTERPRISE FUNDS
FOR THE YEAR ENDED JUNE 30, 2020

FUND #	FUND NAME	FISCAL YEAR 2020				BEGINNING	ENDING
		REVENUES	EXPENDITURES	TRANSFERS	NET CHANGE	FUND BALANCE 6/30/2019	FUND BALANCE 6/30/2020
	TOTAL HOUSING	11,994,591	7,525,863	(7,936,823)	(3,468,095)	2,058,777	(1,409,318)
	<u>DINING</u>						
5AR217	Dining	6,920,698	6,246,197	(1,075,127)	(400,626)	1,198,716	798,090
	TOTAL DINING	6,920,698	6,246,197	(1,075,127)	(400,626)	1,198,716	798,090
	<u>STUDENT UNION</u>						
5AR102	Student Center	1,764,955	1,103,331	(835,436)	(173,812)	1,588,089	1,414,277
	TOTAL STUDENT UNION	1,764,955	1,103,331	(835,436)	(173,812)	1,588,089	1,414,277
	<u>RECREATION</u>						
5AJ100	Intramural Recreation	1,283,236	812,999	(368,918)	101,319	1,481,863	1,583,182
5AJ101	Gym/Pool Use	6,260	5,476		784	18,283	19,067
	TOTAL RECREATION	1,289,496	818,475	(368,918)	102,103	1,500,146	1,602,249
	OTHER REVENUES:						
	<u>CONTINUING ED-OSHA</u>						
5AA102	Continuing Ed-OSHA	1,641,809	1,122,378	(333,000)	186,431	1,504,984	1,691,415
	TOTAL CONTINUING ED-OSHA	1,641,809	1,122,378	(333,000)	186,431	1,504,984	1,691,415
	<u>HEALTH SERVICES</u>						
5AR300	Center for Health and Wellness	739,315	733,779	691	6,227	288,531	294,758
5AR301	Counseling Center	723,402	762,151		(38,749)	316,648	277,899
	TOTAL HEALTH SERVICES	1,462,717	1,495,930	691	(32,522)	605,179	572,657
	<u>TELECOMMUNICATIONS</u>						
5AF104	Telecom	-	294,324	384,991	90,667	1,379,561	1,470,228
	TOTAL TELECOMMUNICATIONS	-	294,324	384,991	90,667	1,379,561	1,470,228
	<u>OTHER AUXILIARY SERVICES</u>						
5A0ADJ	KSC Auxiliary Adjustments	-	-	-	-	-	-
5AA101	SPUR	-	-	-	-	76,210	76,210
5AA103	Small Business	-	-	-	-	76	76
5AA110	Art Center Rental Tickets	-	(610)		610	50	660
5AA104	Link Program	90,000	81,526		8,474	14,633	23,107
5AA105	Arts Center Facility	43,342	33,608	(7,017)	2,717	85,306	88,023
5AF105	Owl Card Operations	11,815	106,659	95,000	156	103,248	103,404
5AR101	Parking & Shuttle Services	344,617	322,415	54,300	76,502	405,281	481,783
5AR103	Food Court Facility Use	-	-	-	-	4,670	4,670
5AR107	Conference Services	112,064	136,660	(3,752)	(28,348)	136,501	108,153
5AR104	College Camp Operations	20,275	15,884		4,391	127,712	132,103
5AR105	Facility Rental (Non-Gym)	-	45		(45)	19,045	19,000
5AR106	Student Conduct Fines	68,120	25,720		42,400	361,168	403,568
5AR214	Carle Hall Summer Concession	-	-	-	-	6,425	6,425
5AF103	Bookstore	-	1,995	1,765	(230)	1,066,338	1,066,108
5AR216	Living Learning Community Programs	-	1,589		(1,589)	15,264	13,675
	TOTAL OTHER AUXILIARY SERVICES	690,233	725,491	140,296	105,038	2,421,927	2,526,965
TOTAL KEENE STATE COLLEGE		25,764,499	19,331,989	(10,023,326)	(3,590,816)	12,257,379	8,666,563
	<u>GRANITE STATE COLLEGE</u>						
	<u>OTHER AUXILIARY SERVICES</u>						
7A2770	GSC Merchandise Sales	-	-	-	-	204,840	204,840
	TOTAL OTHER AUXILIARY SERVICES	-	-	-	-	204,840	204,840
TOTAL GRANITE STATE COLLEGE		-	-	-	-	204,840	204,840
TOTAL UNIVERSITY SYSTEM OF NEW HAMPSHIRE		\$ 166,369,546	137,144,642	(40,294,722)	(11,069,818)	45,720,429	34,650,611

UNIVERSITY SYSTEM OF NEW HAMPSHIRE
SUMMARY STATEMENT OF CHANGES IN OTHER INTERNALLY DESIGNATED FUNDS
FOR THE PERIOD ENDED JUNE 30, 2020

	Current Fiscal Year Activity				Beginning Fund Balance 6/30/2019	Ending Fund Balance 6/30/2020
	Revenues	Expenditures	Transfers In / (Out)	Net Increase / (Decrease)		
Faculty support (including F&A return)	\$ 1,417,427	6,217,776	4,278,427	(521,922)	29,779,687	29,257,765
Strategic initiatives	392,693	3,233,394	5,293,868	2,453,167	10,147,207	12,600,374
LRTP Funds	-	4,131,516	2,739,639	(1,391,877)	1,390,462	(1,415)
Unrestricted gifts/bequests	2,682,520	7,059	(2,313,865)	361,596	3,276,505	3,638,101
Navitas & internationalization	671,071	485,530	(300,459)	(114,918)	3,008,459	2,893,541
UNH Energy & Campus Development	806,530	1,013,604	4,553,955	4,346,881	3,983,066	8,329,947
IT initiatives	191,240	425,931	(58,517)	(293,208)	2,657,718	2,364,510
Student activity funds	4,052,510	2,358,894	(1,013,041)	680,575	3,028,597	3,709,172
Center for Coastal & Ocean Mapping	8,835	123,471	1,008,151	893,515	3,668,025	4,561,540
Investments in inventory	-	-	99,810	99,810	1,392,241	1,492,051
Elliot Trust	618,016	178,864	(256,376)	182,776	2,444,864	2,627,640
Fundraising initiatives	321,534	(317,451)	(231,733)	407,252	2,968,235	3,375,487
Contingency funds	13,735	5,404	-	8,331	1,260,083	1,268,414
In support of USNH operations	486,712	(499,272)	(1,007,725)	(21,741)	1,304,202	1,282,461
KSC/PSU Athletics	1,440,640	2,211,910	(26,812)	(798,082)	846,521	48,439
KSC savings incentives	-	-	-	-	500,000	500,000
IOD Reserves	(330)	365,352	329,823	(35,859)	620,010	584,151
SVPR Royalties	116,702	82,411	279,486	313,777	779,062	1,092,839
Other internally designated (<\$500K)	11,983,685	17,551,916	(74,874,719)	(80,442,950)	7,334,359	(73,108,591)
SUBTOTAL CAMPUSES	\$ 25,203,520	37,576,309	(61,500,088)	(73,872,877)	80,389,303	6,516,426
Affiliated entities	2,516,733	4,375,841	2,252,379	393,271	1,667,901	2,061,172
TOTAL UNIVERSITY SYSTEM OF NEW HAMPSHIRE	\$ 27,720,253	41,952,150	(59,247,709)	(73,479,606)	82,057,204	8,577,598

CAMPUS BREAKDOWN:

						Ending Fund Balance 6/30/2019
	UNH ⁽¹⁾	PSU	KSC ⁽²⁾	GSC	SYS	
Faculty support (including F&A return)	\$ 27,769,132	(701)	1,489,334	-	-	29,257,765
Strategic initiatives	4,730,920	2,642,723	808,850	2,502,046	1,915,835	12,600,374
LRTP Funds	-	-	-	-	(1,415)	(1,415)
Unrestricted gifts/bequests	3,200,159	13,840	419,977	4,125	-	3,638,101
Navitas & internationalization	2,893,541	-	-	-	-	2,893,541
UNH Energy & Campus Development	8,329,947	-	-	-	-	8,329,947
IT initiatives	2,106,330	258,180	-	-	-	2,364,510
Student activity funds	1,635,236	912,087	1,161,849	-	-	3,709,172
Center for Coastal & Ocean Mapping	4,561,540	-	-	-	-	4,561,540
Investments in inventory	1,207,814	201,871	82,366	-	-	1,492,051
Elliot Trust	2,627,640	-	-	-	-	2,627,640
Fundraising initiatives	2,842,454	-	268,978	264,054	-	3,375,486
Contingency funds	45,337	-	1,197,085	25,992	-	1,268,414
In support of USNH operations	1,282,461	-	-	-	-	1,282,461
KSC/PSU Athletics	-	57,939	(9,500)	-	-	48,439
KSC savings incentives	-	-	500,000	-	-	500,000
IOD Reserves	584,151	-	-	-	-	584,151
SVPR Royalties	1,092,839	-	-	-	-	1,092,839
Other internally designated (<\$500K)	(62,165,041)	(13,016,433)	1,281,235	433,478	358,171	(73,108,590)
SUBTOTAL CAMPUSES	2,744,460	(8,930,494)	7,200,174	3,229,695	2,272,591	6,516,426
Affiliated entities	2,035,795	-	25,377	-	-	2,061,172
TOTAL UNIVERSITY SYSTEM OF NEW HAMPSHIRE	\$ 4,780,255	(8,930,494)	7,225,551	3,229,695	2,272,591	8,577,598

⁽¹⁾ Includes UNHM, UNHF, and UNHL.

⁽²⁾ Includes KEA.

UNIVERSITY SYSTEM OF NEW HAMPSHIRE
DETAILED STATEMENT OF CHANGES IN OTHER INTERNALLY DESIGNATED FUNDS
FOR THE PERIOD ENDED JUNE 30, 2020

Fund #	Fund Name	Fiscal Year 2020				Beginning	Ending
		Revenues	Expenditures	Transfers	Net Change	Fund Balance 6/30/2019	Fund Balance 6/30/2020
UNIVERSITY OF NEW HAMPSHIRE							
FACULTY SUPPORT (INCLUDING F&A RETURN)							
IDA026	Faculty Development Award	-	13,715	58,825	45,110	82,342	127,452
IDA029	Intl Educ Faculty Development	-	22,498	20,000	(2,498)	20,193	17,695
IDA154	Faculty Development Initiatives	-	3,063	-	(3,063)	16,269	13,206
IDAAC1	PI Amy Culp	-	-	516	516	-	516
IDACCG	PI Curt Grimm	-	16,821	1,414	(15,407)	15,407	-
IDACDB	PI Daniel Bromberg	-	-	35	35	-	35
IDACEJ	PI Eleanor Jaffee	-	1,088	948	(140)	140	-
IDACFA	Carsey F&A Shares	2,193	329,318	272,515	(54,610)	689,359	634,749
IDACJC	PI Jessica Carson	-	1,052	6,062	5,010	2,048	7,058
IDACKJ	PI Kenneth Johnson	-	-	-	-	354	354
IDACMS	PI Michael Swack	-	-	2,878	2,878	-	2,878
IDACWM	PI William Maddocks	-	2,055	1,779	(276)	276	-
IDADJA	PI Jennifer Andrews	(846)	1,604	-	(2,450)	2,450	-
IDADP0	PI Dawna Perez	-	1,472	2,466	994	2,721	3,715
IDAFAS	Faculty Scholars Program	-	-	-	-	83,694	83,694
IDAFRE	Faculty Research Engagement Academy	-	19,304	-	(19,304)	366,532	347,228
IDAKS1	PI Kristin Smith	-	8,854	1,029	(7,825)	7,825	-
IDALJB	PI Jennifer Bourgeault	-	343	4,289	3,946	6,129	10,075
IDALSH	PI Stephen Hale	-	164	925	761	1,122	1,883
IDASCO	Foreign Scholars in Residence	-	-	-	-	11,834	11,834
IDASHM	PI Michele Holt-Shannon	-	1,665	1,791	126	1,030	1,156
IDATK0	PI Thomas Kelly	-	274	-	(274)	340	66
IDAT2T	Trash 2 Treasure	21,928	17,566	29,552	33,914	-	33,914
IDB066	Minocha Lab Fund	-	694	-	(694)	4,102	3,408
IDB090	BIOL Overhead Return Funds	-	-	-	-	489	489
IDB091	NREN Overhead Return Funds	-	-	-	-	4,882	4,882
IDB092	MCBS Overhead Return Funds	-	-	-	-	9,960	9,960
IDB093	TSAS Overhead Return Funds	-	-	-	-	1,099	1,099
IDB095	McDowell Vehicle Fund	-	(2,040)	-	2,040	14,284	16,324
IDB427	Up 2 NIH Program - Culligan	-	-	-	-	1,092	1,092
IDB432	PyGCMS Analytical	6,480	5,933	-	547	72,611	73,158
IDB437	Northeast Center for Vibrio Disease	-	-	-	-	11,248	11,248
IDB446	Frey Vehicle Fund	-	(3,623)	-	3,623	978	4,601
IDB500	COLSA Faculty Startup	-	99,872	(537,876)	(637,748)	3,188,151	2,550,403
IDB550	AES Dean's Discretionary	-	5,724	196,380	190,656	358,964	549,620
IDBAA1	PI Arturo Andrade	-	27,584	13,584	(14,000)	33,445	19,445
IDBAB1	PI Andre Brito	-	35,864	2,920	(32,944)	68,631	35,687
IDBAB2	PI Analena Bruce	-	19,769	100,500	80,731	-	80,731
IDBAK0	PI Anita KLEIN	-	-	-	-	535	535
IDBAK1	PI Adrienne Kovach	-	25,914	10,994	(14,920)	122,304	107,384
IDBAM2	PI Alberto MANALO	-	105	-	(105)	1,718	1,613
IDBAP0	PI Anissa Poleatewick	-	30,809	-	(30,809)	147,798	116,989
IDBAR1	PI Adriana Romero-Olivares	-	17,076	25,500	8,424	-	8,424
IDBAW0	PI Adam Wymore	-	-	763	763	-	763
IDBBB0	PI Brian Barth	-	18,401	1,321	(17,080)	21,332	4,252
IDBBB1	PI Bonnie Brown	-	52,462	-	(52,462)	289,467	237,005
IDBCA0	PI Catherine Ashcraft	-	15,531	2,287	(13,244)	32,974	19,730
IDBCA1	PI Cheryl Andam	-	122,279	-	(122,279)	185,141	62,862
IDBCH0	PI Carrie Hall	-	20,616	31	(20,585)	32,991	12,406
IDBCN0	PI Christopher NEEFUS	-	5,922	7,258	1,336	10,474	11,810
IDBCW2	PI Cheryl Whistler	-	6,912	4,313	(2,599)	12,573	9,974
IDBDB1	PI David BURDICK	-	1,153	2,390	1,237	6,768	8,005
IDBDB2	PI David Berlinsky	-	356	1,316	960	1,237	2,197
IDBDC0	PI Don CHANDLER	-	-	-	-	572	572
IDBDH1	PI Daniel Howard	-	86	4	(82)	421	339
IDBDM0	PI Dennis MATHEWS	-	221	4,987	4,766	-	4,766
IDBDM1	PI David Mortensen	-	-	-	-	98,151	98,151
IDBDP0	PI David Plachetzki	-	1,063	514	(549)	765	216
IDBDW0	PI Don Wojchowski	-	40,346	13,264	(27,082)	164,955	137,873
IDBEF0	PI Elizabeth Fairchild	-	973	2,458	1,485	8,192	9,677
IDBEH0	PI Estelle HRABAK	-	3,111	-	(3,111)	30,118	27,007
IDBEH1	PI Elizabeth Harvey	-	129,634	150,000	20,366	-	20,366
IDBFC1	PI Feixia Chu	-	1,762	4,708	2,946	766	3,712
IDBFS0	PI Frederick SHORT	-	5,473	8,872	3,399	12,822	16,221
IDBGM0	PI Gregg Moore	-	5,460	2,029	(3,431)	35,861	32,430
IDBHA0	PI Heide ASBJORNSEN	-	4,779	4,524	(255)	254	(1)
IDBIH0	PI Iago Hale	-	15,045	5,488	(9,557)	85,770	76,213
IDBJA1	PI John Aber	-	410	1,304	894	7,241	8,135
IDBJB0	PI Jessica BOLKER	-	-	-	-	23	23
IDBJB3	PI Joanne Burke	-	-	-	-	7,885	7,885
IDBJE0	PI Jessica Ernakovich	-	62,909	-	(62,909)	105,644	42,735
IDBJF0	PI Jeffrey T Foster	-	4,243	7,718	3,475	-	3,475
IDBJG0	PI Jeff Garmas	-	7,800	2,904	(4,896)	172,738	167,842
IDBJG1	PI John Gunn	-	-	-	-	500	500
IDBJH1	PI John Halstead	-	(25)	770	795	4,273	5,068
IDBJH2	PI James HANEY	-	13	(1,490)	(1,503)	1,566	63
IDBJL1	PI J. Brent LOY	-	351	128	(223)	715	492
IDBJT0	PI James Taylor	-	-	-	-	1,179	1,179
IDBKB0	PI Kimberly BABBITT	-	-	-	-	26,517	26,517
IDBKC1	PI Kevin Culligan	-	-	5,994	5,994	2,284	8,278
IDBKG0	PI Kelly Giraud	-	-	-	-	51	51
IDBKL0	PI Katherine Lockwood	-	-	-	-	20,860	20,860
IDBKV0	PI Krisztina Varga	-	26,719	7,765	(18,954)	98,184	79,230
IDBLH0	PI Larry HARRIS	-	-	665	665	-	665
IDBLM0	PI Lise Mahoney	-	956	2,603	1,647	-	1,647
IDBLS0	PI COLSA Dean's Office	-	5,025	16,728	11,703	-	11,703
IDBLT0	PI Louis TISA	-	1,798	4,888	3,090	14,058	17,148

UNIVERSITY SYSTEM OF NEW HAMPSHIRE
DETAILED STATEMENT OF CHANGES IN OTHER INTERNALLY DESIGNATED FUNDS
FOR THE PERIOD ENDED JUNE 30, 2020

Fund #	Fund Name	Fiscal Year 2020				Beginning	Ending	
		Revenues	Expenditures	Transfers	Net Change	Fund Balance 6/30/2019	Fund Balance 6/30/2020	
IDBMA0	PI Melissa Aikens	PI Melissa Aikens	-	9,778	772	(9,006)	72,626	63,620
IDBMD0	PI Mark DUCEY	PI Mark DUCEY	-	1,639	7,615	5,976	1,860	7,836
IDBML1	PI Marianne LITVAITIS	PI Marianne LITVAITIS	-	1,892	-	(1,892)	1,900	8
IDBML2	PI Michael LESSER	PI Michael LESSER	-	24,550	19,116	(5,434)	13,319	7,885
IDBML3	PI Marta Lima	PI Marta Lima	-	77,225	-	(77,225)	188,806	111,581
IDBMM1	PI Matthew MacManes	PI Matthew MacManes	-	84,830	106,912	22,082	168,707	190,789
IDBMS1	PI Muhammad Shahid	PI Muhammad Shahid	-	-	500	500	-	500
IDBNF0	PI Nathan Furey	PI Nathan Furey	6,480	45,872	-	(39,392)	223,029	183,637
IDBNW0	PI Nancy Whitehouse	PI Nancy Whitehouse	-	10,022	17,222	7,200	8,326	15,526
IDBPE0	PI Peter Erickson	PI Peter Erickson	-	1,353	1,060	(293)	421	128
IDBPP0	PI Peter PEKINS	PI Peter PEKINS	-	5,619	2,150	(3,469)	5,026	1,557
IDBPT0	PI Paul TSANG	PI Paul TSANG	-	827	-	(827)	11,427	10,600
IDBRC0	PI Richard COTE	PI Richard COTE	-	7,470	14,552	7,082	26,270	33,352
IDBRC1	PI Russell CONGALTON	PI Russell CONGALTON	-	4,066	628	(3,438)	12,559	9,121
IDBRD0	PI Ryan Dickson	PI Ryan Dickson	-	(110)	(110)	-	-	-
IDBRG0	PI Raymond Grizzle	PI Raymond Grizzle	-	1,685	2,923	1,238	-	1,238
IDBRR0	PI Robert ROBERTSON	PI Robert ROBERTSON	-	-	-	-	457	457
IDBRR1	PI Ruth Reilly	PI Ruth Reilly	-	-	-	-	41	41
IDBRR2	PI Rebecca Rowe	PI Rebecca Rowe	-	5,086	5,637	551	28,051	28,602
IDBR50	PI Regina SMICK-ATTISANO	PI Regina SMICK-ATTISANO	-	-	-	-	1,664	1,664
IDBR51	PI Richard SMITH	PI Richard SMITH	-	5,652	3,726	(1,926)	3,312	1,386
IDBSA0	PI Shadi Atallah	PI Shadi Atallah	-	961	6,240	5,279	5,583	10,862
IDBSB0	PI Sherman Bigornia	PI Sherman Bigornia	-	68,795	-	(68,795)	96,053	27,258
IDBSE0	PI Stephen Eisenhaure	PI Stephen Eisenhaure	-	-	827	827	79	906
IDBSE1	PI Sherine Elsawa	PI Sherine Elsawa	-	30,039	-	(30,039)	82,108	52,069
IDBSF0	PI Serita Frey	PI Serita Frey	-	13,453	20,353	6,900	22,682	29,582
IDBSG0	PI Stuart GRANDY	PI Stuart GRANDY	-	1,628	132,295	130,667	41,937	172,604
IDBSJ0	PI Stephen JONES	PI Stephen JONES	-	3,304	3,099	(205)	6,780	6,575
IDBSM0	PI Subhash MINOCHA	PI Subhash MINOCHA	13,500	7,659	-	5,841	547	6,388
IDBSW0	PI Sarah Walker	PI Sarah Walker	-	72,523	-	(72,523)	98,171	25,648
IDBTD0	PI Thomas DAVIS	PI Thomas DAVIS	-	4,949	585	(4,364)	10,028	5,664
IDBTF0	PI Thomas FOXALL	PI Thomas FOXALL	-	-	-	-	1,445	1,445
IDBTG0	PI Todd Guerdat	PI Todd Guerdat	-	324	2,035	1,711	-	1,711
IDBTH0	PI Theodore HOWARD	PI Theodore HOWARD	-	183	-	(183)	4,463	4,280
IDBTL1	PI Thomas LEE	PI Thomas LEE	-	-	30	30	2,122	2,152
IDBVJ0	PI Victoria Jeffers	PI Victoria Jeffers	-	74,760	-	(74,760)	202,391	127,631
IDBVR0	PI Vernon Reinhold	PI Vernon Reinhold	195	852	4,901	4,244	16,227	20,471
IDBWM0	PI William MCDOWELL	PI William MCDOWELL	-	51,432	16,855	(34,577)	91,250	56,673
IDBWT0	PI W Kelly Thomas	PI W Kelly Thomas	-	27,731	21,048	(6,683)	41,519	34,836
IDBWW0	PI Winsor WATSON	PI Winsor WATSON	-	5,070	4,584	(486)	3,303	2,817
IDBWW1	PI Will WOLLHEIM	PI Will WOLLHEIM	-	10,393	4,990	(5,403)	24,166	18,763
IDBXC0	PI Xuanmao Chen	PI Xuanmao Chen	-	5,400	5,437	37	17,157	17,194
IDC070	Psychology Research Support Fund	Psychology Research Support Fund	-	-	-	-	951	951
IDC075	McConnell Fund	McConnell Fund	-	3,006	-	(3,006)	9,467	6,461
IDC083	Publicly Engaged Humanities Fellows	Publicly Engaged Humanities Fellows	-	1,466	-	(1,466)	12,018	10,552
IDC085	COLA Dean's Fund	COLA Dean's Fund	-	-	-	-	2,075	2,075
IDC092	UNH CoRE - TIGERS Funding	UNH CoRE - TIGERS Funding	-	-	(2,983)	(2,983)	2,983	-
IDCAC1	PI Andrew Christie	PI Andrew Christie	-	-	-	-	87	87
IDCAC2	PI Andrew Coppens	PI Andrew Coppens	-	300	-	(300)	4,607	4,307
IDCAH1	PI Aria Halliday	PI Aria Halliday	-	-	-	-	408	408
IDCAL3	PI Alynna Lyon	PI Alynna Lyon	-	-	1,750	1,750	-	1,750
IDCAM1	PI Andrew MacPherson	PI Andrew MacPherson	-	-	(169)	(169)	169	-
IDCAM2	PI Alecia Magnificio	PI Alecia Magnificio	-	-	-	-	720	720
IDCAS1	PI Andrew Smith	PI Andrew Smith	-	-	3,219	3,219	2,140	5,359
IDCAW1	PI Anna Wainwright	PI Anna Wainwright	-	275	-	(275)	3,801	3,526
IDCAZ1	PI Ann Zimo	PI Ann Zimo	-	3,660	-	(3,660)	7,127	3,467
IDCBB2	PI Benjamin Cliff Brown	PI Benjamin Cliff Brown	-	865	-	(865)	1,132	267
IDCBG1	PI Brett Gibson	PI Brett Gibson	-	36	-	(36)	6,350	6,314
IDCBM1	PI Bruce Mallory	PI Bruce Mallory	-	12,451	11,328	(1,123)	2,481	1,358
IDCBS1	PI Bethany Silva	PI Bethany Silva	-	-	13	13	-	13
IDCCF1	PI Cathy Frierson	PI Cathy Frierson	-	-	-	-	504	504
IDCCG2	PI Casey Golomski	PI Casey Golomski	-	-	-	-	273	273
IDCCM5	PI Caitlin Mills	PI Caitlin Mills	-	20,647	29,966	9,319	10,780	20,099
IDCCO1	PI Christina Ortmeier-Hooper	PI Christina Ortmeier-Hooper	-	10,701	15,000	4,299	394	4,693
IDCCP1	PI Charles Putnam	PI Charles Putnam	-	-	-	-	2,296	2,296
IDCCR1	PI Cesar Rebellion	PI Cesar Rebellion	-	-	-	-	722	722
IDCCV1	PI Cynthia Van Zandt	PI Cynthia Van Zandt	-	-	-	-	131	131
IDCDB2	PI Dennis Britton	PI Dennis Britton	-	-	-	-	1,179	1,179
IDCDF1	PI David Finkelhor	PI David Finkelhor	-	761	(4,567)	(5,328)	157,225	151,897
IDCDK2	PI Delia Konzett	PI Delia Konzett	-	-	-	-	1,281	1,281
IDCDP1	PI David Pillemer	PI David Pillemer	-	6,564	12,000	5,436	11,000	16,436
IDCDP2	PI Donna Perkins	PI Donna Perkins	-	-	-	-	330	330
IDCDP3	PI Danielle Pillet-Shore	PI Danielle Pillet-Shore	-	1,687	-	(1,687)	9,003	7,316
IDCEC1	PI Ellen Cohn	PI Ellen Cohn	-	320	2,403	2,083	3,275	5,358
IDCEC2	PI Elizabeth Carter	PI Elizabeth Carter	-	-	-	-	495	495
IDCEC3	PI Emily Baer-Bositis	PI Emily Baer-Bositis	-	-	-	-	3,488	3,488
IDCED1	PI Eun Kyeong Cho	PI Eun Kyeong Cho	-	-	667	667	537	1,204
IDCEH3	PI Eleanor Harrison-Buck	PI Eleanor Harrison-Buck	-	291	-	(291)	2,520	2,229
IDCEH4	PI Elyse Hambacher	PI Elyse Hambacher	-	-	-	-	812	812
IDCER1	PI Emilie Reagan	PI Emilie Reagan	-	-	2,230	2,230	1,532	3,762
IDCEW1	PI Ethel Wolper	PI Ethel Wolper	-	-	-	-	17	17
IDCFA1	PI Funso Afolayan	PI Funso Afolayan	-	-	-	-	617	617
IDCFM1	PI Fredrik Meiton	PI Fredrik Meiton	-	800	-	(800)	3,414	2,614
IDCHF1	PI Harriet Fertik	PI Harriet Fertik	-	1,179	-	(1,179)	4,203	3,024
IDCHT1	PI Heather Turner	PI Heather Turner	-	9,755	-	(9,755)	53,826	44,071
IDCIC1	PI Ileana Chirila	PI Ileana Chirila	-	-	-	-	500	500
IDCJB3	PI Jennifer Borda	PI Jennifer Borda	-	-	-	-	3,934	3,934
IDCJB4	PI Jennifer Brewer	PI Jennifer Brewer	-	362	-	(362)	3,795	3,433
IDCJC2	PI Jade Caines	PI Jade Caines	-	1,648	27	(1,621)	2,037	416
IDCJC3	PI Jaed Coffin	PI Jaed Coffin	-	-	-	-	3,000	3,000

UNIVERSITY SYSTEM OF NEW HAMPSHIRE
DETAILED STATEMENT OF CHANGES IN OTHER INTERNALLY DESIGNATED FUNDS
FOR THE PERIOD ENDED JUNE 30, 2020

Fund #	Fund Name	Fiscal Year 2020				Beginning	Ending		
		Revenues	Expenditures	Transfers	Net Change	Fund Balance 6/30/2019	Fund Balance 6/30/2020		
IDCJM1	PI Jill A McGaughy	PI Jill A McGaughy	-			-	94	94	
IDCJN1	PI Jane Nisbet	PI Jane Nisbet	-	810	28,745	27,935	-	27,935	
IDCJO1	PI Joseph Onosko	PI Joseph Onosko	-			-	66	66	
IDCJP1	PI Janet Polasky	PI Janet Polasky	-		55	55	-	55	
IDCJR3	PI Julia Rodriguez	PI Julia Rodriguez	-			-	98	98	
IDCJS1	PI Judy Sharkey	PI Judy Sharkey	-	114	52	(62)	5,914	5,852	
IDCJW3	PI Jolie Wormwood	PI Jolie Wormwood	-	39,480	45,200	5,720	42,230	47,950	
IDCKB2	PI Kabria Baumgartner	PI Kabria Baumgartner	-	1,586	2,009	423	-	423	
IDCKD1	PI Kurk Dorsey	PI Kurk Dorsey	-			-	8	8	
IDCKD2	PI Kristina Durocher	PI Kristina Durocher	-			-	416	416	
IDCKE2	PI Katie Edwards	PI Katie Edwards	-		(2,958)	(2,958)	2,958	-	
IDCKH1	PI Kevin Healey	PI Kevin Healey	-	128		(128)	192	64	
IDCKL1	PI Kimberly Lema	PI Kimberly Lema	-	6,137	9,764	3,627	35,031	38,658	
IDCKV1	PI Karen Van Gundy	PI Karen Van Gundy	-			-	7,589	7,589	
IDCKZ1	PI Kate Zambon	PI Kate Zambon	-			-	6,993	6,993	
IDCLA1	PI Laura Allen	PI Laura Allen	-	14,627	75,000	60,373	-	60,373	
IDCLC1	PI Leslie Couse	PI Leslie Couse	-	340	694	354	1,714	2,068	
IDCLH1	PI Lawrence Hamilton	PI Lawrence Hamilton	-	2,124	3,957	1,833	89	1,922	
IDCLJ1	PI Lisa Jones	PI Lisa Jones	-	3,790	11,820	8,030	12,580	20,610	
IDCLL1	PI Lina Lee	PI Lina Lee	-			-	1,479	1,479	
IDCLP1	PI Lawrence Prelli	PI Lawrence Prelli	-			-	567	567	
IDCLS1	PI Lucy Salyer	PI Lucy Salyer	-			-	30	30	
IDCLZ1	PI Lin Zhang	PI Lin Zhang	-	970		(970)	4,514	3,544	
IDCMB1	PI Marla Brettschneider	PI Marla Brettschneider	-			-	1,622	1,622	
IDCMD3	PI Marion Girard Dorsey	PI Marion Girard Dorsey	-			-	200	200	
IDCMD5	PI Marcos Del Hierro	PI Marcos Del Hierro	-			-	1,537	1,537	
IDCMD6	PI Madhavi Devasher	PI Madhavi Devasher	-			-	18,625	18,625	
IDCMH1	PI Meghan Howey	PI Meghan Howey	-	325		(325)	11,206	10,881	
IDCMK1	PI Mardi Kidwell	PI Mardi Kidwell	-			-	1,259	1,259	
IDCML1	PI Michelle Leichtman	PI Michelle Leichtman	-			-	202	202	
IDCML2	PI Mary Stampone	PI Mary Stampone	-	195		(195)	1,338	1,143	
IDCML3	PI Michael Leese	PI Michael Leese	-	1,048		(1,048)	2,214	1,166	
IDCMS2	PI Mary Schuh	PI Mary Schuh	-		5,160	5,160	-	5,160	
IDCND1	PI Nora Addario Draper	PI Nora Addario Draper	-	597		(597)	5,373	4,776	
IDCNS2	PI Nicholas Smith	PI Nicholas Smith	-		178	178	-	178	
IDCPC1	PI Pablo Chavajay	PI Pablo Chavajay	-			-	525	525	
IDCPU1	PI Peter Urquhart	PI Peter Urquhart	-			-	242	242	
IDCRB1	PI Rachel Burdin	PI Rachel Burdin	-	1,919	6,000	4,081	978	5,059	
IDCRD2	PI Robert Drugan	PI Robert Drugan	-			-	692	692	
IDCRG1	PI Rebecca Glauber	PI Rebecca Glauber	-		462	462	958	1,420	
IDCRM1	PI Robert Mair	PI Robert Mair	-	3	2,448	2,445	3,981	6,426	
IDCRR1	PI Robert Ross	PI Robert Ross	-	34,649		(34,649)	61,387	26,738	
IDCRS1	PI Robin Sheriff	PI Robin Sheriff	-			-	4,156	4,156	
IDCSC1	PI Sergios Charntikov	PI Sergios Charntikov	-	4,456	10,277	5,821	83,151	88,972	
IDCSG1	PI Suzanne Graham	PI Suzanne Graham	-			-	283	283	
IDCSK1	PI Soo Hyon Kim	PI Soo Hyon Kim	-			-	96	96	
IDCSL2	PI Smita Lahiri	PI Smita Lahiri	-			-	5,320	5,320	
IDCSP2	PI Svetlana Peshkova	PI Svetlana Peshkova	-			-	73	73	
IDCSS3	PI Siobhan Senier	PI Siobhan Senier	-			-	141	141	
IDCSS4	PI Samantha Seal	PI Samantha Seal	-			-	176	176	
IDCTD1	PI Todd DeMitchell	PI Todd DeMitchell	-			-	204	204	
IDCTK1	PI Tracy Keirns	PI Tracy Keirns	-		1,227	1,227	528	1,755	
IDCTL1	PI Tu Lan	PI Tu Lan	-	2,500		(2,500)	2,500	-	
IDCTS2	PI Thomas Safford	PI Thomas Safford	-	978		(978)	16,803	15,825	
IDCVG1	PI Virginia Garland	PI Virginia Garland	-		(346)	(346)	346	-	
IDCWD1	PI Willem deVries	PI Willem deVries	-		64	64	241	305	
IDCWS1	PI William Stine	PI William Stine	-			-	200	200	
IDCWS3	PI William Smiley	PI William Smiley	-	340		(340)	3,000	2,660	
IDCWW2	PI Wendy Walsh	PI Wendy Walsh	-	1,899	4,696	2,797	2,158	4,955	
IDD314	PI Internal Research Support	PI Internal Research Support	-	95,362	542	(94,820)	999,490	904,670	
IDDAG0	PI Arthur Greenberg	PI Arthur Greenberg	-			-	29	29	
IDDAK0	PI Andrew Kun	PI Andrew Kun	-	4,448	136	(4,312)	6,326	2,014	
IDDAL0	PI Anyin Li	PI Anyin Li	-	750	77,155	1,152	(75,253)	233,594	158,341
IDDAL1	PI Anne Lightbody	PI Anne Lightbody	-	73	1,483	1,410	55,680	57,090	
IDDAW0	PI Alison Watts	PI Alison Watts	-	851	4,650	3,799	1,906	5,705	
IDDBC0	PI Barbaros Celikkol	PI Barbaros Celikkol	-			-	-	-	
IDDBF0	PI Barry Fussell	PI Barry Fussell	-	1,109		(1,109)	5,491	4,382	
IDDBK0	PI Brad Kinsey	PI Brad Kinsey	-	9,179	9,169	(10)	13	3	
IDDBM1	PI Bingxian Mu	PI Bingxian Mu	-	11,021	172,015	160,994	-	160,994	
IDDCA0	PI C. Amato-Wierda	PI C. Amato-Wierda	-	979	2,500	1,521	113	1,634	
IDDCB0	PI Christopher Bauer	PI Christopher Bauer	-	687	977	290	1,132	1,422	
IDDCC0	PI Christine A. Caputo	PI Christine A. Caputo	-	47,106	3,206	(43,900)	83,505	39,605	
IDDCC1	PI Craig T. Chapman	PI Craig T. Chapman	-	3,179		(3,179)	117,287	114,108	
IDDCEI	Civil Engr. Internally Designated	Civil Engr. Internally Designated	-			-	2,498	2,498	
IDDCHI	Chemistry Internally Designated	Chemistry Internally Designated	-	7,961	2,646	2,500	7,815	1,084	8,899
IDDCSI	Comp Science Internally Designated	Comp Science Internally Designated	-			-	317	317	
IDDCW0	PI Colin Ware	PI Colin Ware	-			-	306	306	
IDDCW1	PI Christopher White	PI Christopher White	-	821	1,486	665	13,335	14,000	
IDDCW2	PI Chanda Prescod-Weinstein	PI Chanda Prescod-Weinstein	-	38,376	140,331	101,955	158,772	260,727	
IDDCZ0	PI Charles Zercher	PI Charles Zercher	-	5,315	15,000	9,685	34,810	44,495	
IDddb0	PI RD Bergeron	PI RD Bergeron	-	13,486		(13,486)	13,744	258	
IDddb1	PI Dale Barkey	PI Dale Barkey	-			-	69	69	
IDDDC0	PI Dennis Chasteen	PI Dennis Chasteen	-			-	76	76	
IDDDF0	PI David Feldman	PI David Feldman	-			-	300	300	
IDDDF2	PI Diane Foster	PI Diane Foster	-	12,273	(30,543)	(42,816)	42,816	-	
IDDDG0	PI David Gress	PI David Gress	-			-	95	95	
IDDDH0	PI Donald Hadwin	PI Donald Hadwin	-		157	157	2,543	2,700	
IDDDL0	PI David Lashmore	PI David Lashmore	-	2,676	1,780	(896)	1,488	592	
IDDDM1	PI Dawn Meredith #2	PI Dawn Meredith #2	-	887	1,868	981	1,963	2,944	
IDDDM3	PI David Mattingly	PI David Mattingly	-	1,596	2,446	850	40	890	

UNIVERSITY SYSTEM OF NEW HAMPSHIRE
DETAILED STATEMENT OF CHANGES IN OTHER INTERNALLY DESIGNATED FUNDS
FOR THE PERIOD ENDED JUNE 30, 2020

Fund #	Fund Name	Fiscal Year 2020				Beginning	Ending	
		Revenues	Expenditures	Transfers	Net Change	Fund Balance 6/30/2019	Fund Balance 6/30/2020	
1DDDN0	PI Dmitri Nikshych	PI Dmitri Nikshych	-	927	1,602	675	1,610	2,285
1DDDS0	PI Don Sundberg	PI Don Sundberg	-	-	-	-	837	837
1DDDX0	PI Dongpeng Xu	PI Dongpeng Xu	-	49,857	75,684	25,827	37,286	63,113
1DDEB0	PI Erin Santini Bell	PI Erin Santini Bell	-	24,369	23,840	(529)	678	149
1DDEB1	PI Erik Berda	PI Erik Berda	-	7,694	4,819	(2,875)	4,327	1,452
1DDED0	PI Eshan Dave	PI Eshan Dave	2,947	14,402	3,964	(7,491)	22,290	14,799
1DDEH0	PI Edward Hinson	PI Edward Hinson	-	-	-	-	464	464
1DDEL0	PI Ernst Linder	PI Ernst Linder	-	-	-	-	1,343	1,343
1DDEL1	PI Elena A. Long	PI Elena A. Long	-	17,150	500	(16,650)	155,265	138,615
1DDES0	PI Edward Song	PI Edward Song	-	33,456	7,700	(25,756)	89,618	63,862
1DDEV0	PI Elizabeth Varki	PI Elizabeth Varki	-	80	-	(80)	28,093	28,013
1DDFF0	PI Francois V.O. Foucart	PI Francois V.O. Foucart	-	29,540	2,622	(26,918)	258,086	231,168
1DDFH0	PI FW Hersman	PI FW Hersman	-	5,921	-	(5,921)	9,308	3,387
1DDGC0	PI Gregory Chini	PI Gregory Chini	-	3,287	2,038	(1,249)	39,273	38,024
1DDGL0	PI Gonghu Li	PI Gonghu Li	-	17,125	8,708	(8,417)	11,673	3,256
1DDGM0	PI Glenn Miller	PI Glenn Miller	-	125	-	(125)	41,588	41,463
1DDGS0	PI Glenn Shwaery	PI Glenn Shwaery	-	60	-	(60)	497	437
1DDGW0	PI Gary Weisman	PI Gary Weisman	-	1,183	-	(1,183)	4,636	3,453
1DDHM0	PI Howard Mayne	PI Howard Mayne	-	-	-	-	1,414	1,414
1DDHV0	PI Harish Vashisth	PI Harish Vashisth	-	8,402	4,807	(3,595)	58,512	54,917
1DDIK0	PI Ioannis Korkolis	PI Ioannis Korkolis	-	-	-	-	1	1
1DDINT	CEPS Departmental Incentive	CEPS Departmental Incentive	-	216,951	443,767	226,816	1,441,743	1,668,559
1DDIT0	PI Igor Tsukrov	PI Igor Tsukrov	-	267	2,161	1,894	8,453	10,347
1DDJB0	PI Jean Benoit	PI Jean Benoit	-	100	-	(100)	223	123
1DDJB1	PI Julia Bryce	PI Julia Bryce	-	1,955	1,787	(168)	1,148	980
1DDJC0	PI John Calarco	PI John Calarco	-	-	-	-	996	996
1DDJD0	PI John M Davis	PI JM Davis	-	1,241	1,469	228	1,613	1,841
1DDJD1	PI Jo Daniel	PI Jo Daniel	-	3,188	4,178	990	4	994
1DDJG3	PI John F. Gibson	PI John F. Gibson	-	-	2,323	2,323	9,829	12,152
1DDJH0	PI Jochen Heisenberg	PI Jochen Heisenberg	-	-	-	-	6,176	6,176
1DDJH2	PI James Houle	PI James Houle	-	3,543	2,944	(599)	14,707	14,108
1DDJH3	PI Jeffery Halpern	PI Jeffery Halpern	-	10,049	9,238	(811)	59,651	58,840
1DDJH4	PI Jinjin Ha	PI Jinjin Ha	-	6,444	160,000	153,556	-	153,556
1DDJJ3	PI Joel E. Johnson	PI Joel E. Johnson	-	165	58	(107)	234	127
1DDJK0	PI James Krzanowski	PI James Krzanowski	1,200	327	-	873	373	1,246
1DDJK1	PI Josphe Klewicki	PI Josphe Klewicki	-	6,127	2,495	(3,632)	4,928	1,296
1DDJL0	PI John Lacourse	PI John Lacourse	-	-	-	-	43	43
1DDJL1	PI Jo Laird	PI Jo Laird	-	-	-	-	959	959
1DDJL2	PI Joseph M. Liccardi	PI Joseph M. Liccardi	-	359	609	250	7	257
1DDJM2	PI James Malley	PI James Malley	-	667	1,359	692	7,041	7,733
1DDJS0	PI Junhao Shen	PI Junhao Shen	-	1,596	-	(1,596)	12,729	11,133
1DDJT1	PI John Tsavalas	PI John Tsavalas	-	898	3,254	2,356	1,867	4,223
1DDJW1	PI James Weiner	PI James Weiner	-	-	-	-	17	17
1DDJZ1	PI Jiadong Zang	PI Jiadong Zang	-	42,987	5,210	(37,777)	79,865	42,088
1DDKC0	PI Kent Chamberlin	PI Kent Chamberlin	-	850	-	(850)	2,402	1,552
1DDKG0	PI Karen Graham	PI Karen Graham	-	-	-	-	501	501
1DDKG1	PI Kevin Gardner	PI Kevin Gardner	-	6,683	12,399	5,716	17,792	23,508
1DDKG2	PI Kai Germaschewski	PI Kai Germaschewski	-	2,622	-	(2,622)	9,325	6,703
1DDKJ0	PI Kyung Jae Jeong	PI Kyung Jae Jeong	-	5,239	14,181	8,942	32,723	41,665
1DDKK0	PI Kyle P. Kwiatkowski	PI Kyle P. Kwiatkowski	-	34,907	1,458	(33,449)	158,197	124,748
1DDKS3	PI Karl Slifer	PI Karl Slifer	-	6,905	10,857	3,952	20,277	24,229
1DDKW0	PI Kang Wu	PI Kang Wu	-	208	1,400	1,192	3,371	4,563
1DDL2	PI Laura M. Dietz	PI Laura M. Dietz	-	31,754	-	(31,754)	82,777	51,023
1DDL0	PI Liming Ge	PI Ge	-	-	-	-	233	233
1DDMAI	Math Internally Designated	Math Internally Designated	-	-	-	-	10,908	10,908
1DDMB1	PI Margaret Boettcher	PI Margaret Boettcher	-	4,289	3,001	(1,288)	4,175	2,887
1DDMB2	PI Marc Boudreau	PI Marc Boudreau	-	30,176	-	(30,176)	80,764	50,588
1DDMB3	PI Momotaz Begum	PI Momotaz Begum	-	16,135	481	(15,654)	35,856	20,202
1DDMC1	PI Michael Carter	PI Michael Carter	-	-	-	-	82	82
1DDMC2	PI Michael R Collins	PI MR Collins	-	6,712	6,012	(700)	26,284	25,584
1DDMEI	Mech Engr Internally Designated	Mech Engr Internally Designated	-	-	-	-	1,331	1,331
1DDMG1	PI Margaret Greenslade	PI Margaret Greenslade	-	-	3	3	1,415	1,418
1DDMG2	PI Majid Ghayoomi	PI Majid Ghayoomi	10,071	7,766	-	2,305	14,401	16,706
1DDMH0	PI Maurik Holtrop	PI Maurik Holtrop	-	(4,442)	-	4,442	14,408	18,850
1DDMK0	PI Marko Knezevic	PI Marko Knezevic	-	17,518	10,700	(6,818)	22,523	15,705
1DDMK1	PI Mehmet Kayaalp	PI Mehmet Kayaalp	-	1,182	-	(1,182)	246,450	245,268
1DDML2	PI Mark Lyon	PI Mark Lyon	-	-	-	-	341	341
1DDMP0	PI Marek Petrik	PI Marek Petrik	-	29,891	4,283	(25,608)	99,673	74,065
1DDMS0	PI Marianna Shubov	PI Marianna Shubov	-	4,569	-	(4,569)	7,393	2,824
1DDMT0	PI May-Win Thein	PI May-Win Thein	-	4,487	4,549	62	1,001	1,063
1DDMW0	PI Martin Wosnik	PI Martin Wosnik	-	1,669	920	(749)	779	30
1DDNG0	PI NIVEDITA GUPTA	PI NIVEDITA GUPTA	-	-	-	-	1,529	1,529
1DDNK0	PI Nancy Kinner	PI Nancy Kinner	-	20,768	13,083	(7,685)	15,228	7,543
1DDNK1	PI Nicholas Kirsch	PI Nicholas Kirsch	-	2,154	2,760	606	3,625	4,231
1DDNP1	PI Nikhil Padhye	PI Nikhil Padhye	-	48,591	172,296	123,705	115,414	239,119
1DDNY0	PI Nan Yi	PI Nan Yi	-	75,679	2,000	(73,679)	142,771	69,092
1DDOB0	PI Orly Buchbinder	PI Orly Buchbinder	-	850	2,784	1,934	7,140	9,074
1DDOE0	PI Olof Echt	PI Olof Echt	-	1,297	-	(1,297)	5,131	3,834
1DDPB0	PI Per Berglund	PI Berglund Internally Designated	-	161	200	39	829	868
1DDPH0	PI Phillip Hatcher	PI Phillip Hatcher	-	-	-	-	101	101
1DDPHI	Physics Internally Designated	Physics Internally Designated	-	329	-	(169)	1,102	933
1DDPM0	PI Paula McWilliam	PI Paula McWilliam	-	-	-	-	278	278
1DDPM1	PI Paula J. Mouser	PI Paula J. Mouser	-	20,469	(8,397)	(28,866)	57,813	28,947
1DDPS0	PI Patricia Solvignon	PI Patricia Solvignon	-	-	-	-	55,148	55,148
1DDPV0	PI PT Vasudevan	PI PT Vasudevan	-	2,711	20,000	17,289	88,610	105,899
1DDPY0	PI Se Young (Pablo) Yoon	PI Se Young (Pablo) Yoon	-	6,314	13,463	7,149	11,391	18,540
1DDQY0	PI Qiaoyan Yu	PI Qiaoyan Yu	-	4,888	3,203	(1,685)	2,327	642
1DDR0	PI Radim Bartos	PI Radim Bartos	-	241	241	-	2,594	2,594
1DDRC0	PI Raymond Cook	PI Raymond Cook	-	-	-	-	379	379
1DDRC2	PI Russell Carr	PI Russell Carr	-	1,397	1,135	(262)	1,716	1,454

UNIVERSITY SYSTEM OF NEW HAMPSHIRE
DETAILED STATEMENT OF CHANGES IN OTHER INTERNALLY DESIGNATED FUNDS
FOR THE PERIOD ENDED JUNE 30, 2020

Fund #	Fund Name	Fiscal Year 2020				Beginning	Ending	
		Revenues	Expenditures	Transfers	Net Change	Fund Balance 6/30/2019	Fund Balance 6/30/2020	
1DDRC3	PI Rosemary Came	PI Rosemary Came	-			-	68,826	68,826
1DDRH0	PI Robert Henry	PI Robert Henry	-	137	168	31	4,754	4,785
1DDRJ0	PI Richard Johnson	PI Richard Johnson	-		2,087	2,087	7,703	9,790
1DDRJ1	PI Robert Jerard	PI Robert Jerard	-			-	1,899	1,899
1DDRK0	PI Richard Kaufmann	PI Richard Kaufmann	-			-	3,154	3,154
1DDRM0	PI Richard Messner	PI Richard Messner	-			-	187	187
1DDRM1	PI Ricardo Medina	PI Ricardo Medina	-			-	397	397
1DDRP0	PI Roy Planalp	PI Roy Planalp	-	7,402	975	(6,427)	12,678	6,251
1DDRR1	PI Robert Russell #2	PI Robert Russell #2	-			-	5,819	5,819
1DDSA1	PI MR Swift	PI MR Swift	-	1,460	3,370	1,910	36,218	38,128
1DDSF1	PI Shawna Hollen Fischer	PI Shawna Hollen Fischer	-	4,719	3,032	(1,687)	1,687	-
1DDSM0	PI Sharon McCrone	PI Sharon McCrone	-	1,623	5,000	3,377	4,448	7,825
1DDSM1	PI Samuel B. Mukasa	PI Samuel B. Mukasa	-	108		(108)	108	-
1DDSM2	PI Shaad Mahmud	PI Shaad Mahmud	-	48,961	52,400	3,439	101,571	105,010
1DDSS1	PI Sheree T. Sharpe	PI Sheree T. Sharpe	-	5,496		(5,496)	5,992	496
1DDST0	PI Sterling Tomellini	PI Sterling Tomellini	-	14		(14)	189	175
1DDSV0	PI Scott Valcourt	PI Scott Valcourt	-	350		(350)	443	93
1DDTB0	PI Thomas Ballestero	PI Thomas Ballestero	-	22,183	4,147	(18,036)	19,037	1,001
1DDTG0	PI Todd Gross	PI Todd Gross	-	585	2,061	1,476	6,484	7,960
1DDTM0	PI Tracy L. Mandel	PI Tracy L. Mandel	-	14,751	176,398	161,647	-	161,647
1DDTS0	PI Tedd Sparr	PI Tedd Sparr	-			-	145	145
1DDVM0	PI Virenda K Mathur	PI VK Mathur	-			-	1,398	1,398
1DDWC0	PI William Clyde	PI William Clyde	-	270		(270)	741	471
1DDWJ0	PI Wayne E. Jones, Jr.	PI Wayne E. Jones, Jr.	-			-	298,750	298,750
1DDWM0	PI WT Miller	PI WT Miller	-			-	1,809	1,809
1DDWM2	PI Weiwei Mo	PI Weiwei Mo	-	695	9,064	8,369	22,434	30,803
1DDWR0	PI Wheeler Ruml	PI Wheeler Ruml	-	6,326		(6,326)	21,216	14,890
1DDWS0	PI William Seitz	PI William Seitz	4,000	3,001		999	2,574	3,573
1DDXT0	PI Xiaowei Teng	PI Xiaowei Teng	-	7,439	8,688	1,249	-	1,249
1DDYK0	PI Young Jo Kim	PI Young Jo Kim	-	50,319		(50,319)	113,461	63,142
1DDYL1	PI Yaning Li	PI Yaning Li	-	3,997	3,787	(210)	211	1
1DE600	Up 2 NIH - Reagan Bauhman	Up 2 NIH - Reagan Bauhman	-			-	2,860	2,860
1DEAE2	Andrew Earle - Internal Support	Earle, Andrew - Internal Support	-			-	1,021	1,021
1DEAH1	Ali Jojjat - Internal Support	Internal Support-Ali Hojjat	-	8,130		(8,130)	8,130	-
1DEAP1	PI Tuck Pescosolido- Internal Suppo	Pescosolido, A Tuck - Internal Supp	-			-	500	500
1DEAS1	Anupama Sukhu - Internal Support	Internal Support Anupama Sukhu	-		(8,975)	(8,975)	13,975	5,000
1DEBA1	Billur Akdeniz - Internal Support	Akdeniz, Billur - Internal Support	-			-	122	122
1DEBP1	Bruce Pfeiffer - Internal Support	Internal Support-Bruce Pfeiffer	-			-	801	801
1DECB2	Clayton Barrows - Internal Support	Internal Support C Barrows	-	7,263	7,588	325	4,080	4,405
1DECG1	PI Christopher Glynn	PI Christopher Glynn	-	15,563	16,260	697	8,630	9,327
1DECS1	Christine Shea - Internal Support	Internal Support Christine Shea	-		2,877	2,877	4,608	7,485
1DEDB1	Danielle Brick - Internal Support	Internal Support - Danielle Brick	-	3,844	4,000	156	3,954	4,110
1DEDD1	Devkamel Dutta - Internal Support	Internal Support Devkamel Dutta	-	2,348	2,280	(68)	5,337	5,269
1DEDI1	Daniel Innis - Internal Support	Innis, Daniel - Internal Support	-	6,115		(6,115)	38,114	31,999
1DEDO1	Deniz Ozabaci - Internal Support	Internal Support Deniz Ozabaci	-	7,206		(7,206)	8,753	1,547
1DEDR2	Daniel Remar - Internal Support	Daniel Remar - Internal Support	-		1,747	1,747	-	1,747
1DEDR3	PI Daniel Remar	PI Daniel Remar	-			-	1,500	1,500
1DEEG1	PI Liz Gray	PI Liz Gray	-	53,072	15,427	(37,645)	109,702	72,057
1DEES1	PI Eleanne Solorzano	PI Eleanne Solorzano	-			-	42	42
1DEES2	Evangelos Simos - Internal Support	Internal Support-Evangelos Simos	-			-	1,200	1,200
1DEEX1	Emily Xu - Internal Support	Internal Support Emily Xu	-	6,335	4,878	(1,457)	8,995	7,538
1DEEZ1	Ermira Zifla - Internal Support	Ermira Zifla - Internal Support	-	12,853	16,260	3,407	8,130	11,537
1DEFW1	Fiona Wilson - Internal Support	Wilson, Fiona - Internal Support	-			-	6,489	6,489
1DEGY1	Goksel Yalcinkaya- Internal Support	Internal Support Goksel Yalcinkaya	-	1,560	4,000	2,440	10,229	12,669
1DEHA1	Hachemi Aliouche - Internal Support	Internal Support Hachemi Aliouche	-			-	4,836	4,836
1DEIK1	Inchan Kim - Internal Support	Internal Support-Inchan Kim	-	22,154	4,000	(18,154)	22,153	3,999
1DEJC1	Chen Jianhong - Internal Support	Jianhong, Chen - Internal Support	-	14,585	17,016	2,431	6,870	9,301
1DEJG1	Jennifer Griffith- Internal Support	Internal Supprt Jennifer Griffith	-	5,253	500	(4,753)	11,253	6,500
1DEJH1	PI Ju-Chin Huang	PI Ju-Chin Huang	-			-	3,594	3,594
1DEJH3	Ju-Chin Huang - Internal Support	Ju-Chin Huang-Internal Support	-			-	6,025	6,025
1DEJH4	John Hasseldine - Internal Support	Hasseldine, John - Internal Support	-			-	1	1
1DEJL1	Jun Li - Internal Support	Internal Support Jun Li	-			-	5,068	5,068
1DEJN2	Jonathan Nash - Internal Support	Internal Support - Jonathan Nash	-	2,230	10,878	8,648	-	8,648
1DEJS1	PI Jeff Sohl	PI Jeff Sohl	-	2,745		(2,745)	61,524	58,779
1DEJS2	Joseph Sabia - Internal Support	Internal Support-Joseph Sabia	-			-	10,840	10,840
1DEJW1	Jing Wang - Internal Support	Internal Support Jing Wang	-			-	1,125	1,125
1DEKC1	PI Karen Smith Conway	PI Karen Smith Conway	-			-	1	1
1DEKC2	Karen Conway - Internal Support	Karen Conway-Internal Support	-	4,460	15,756	11,296	323	11,619
1DEKG1	Kholekile Gwebu - Internal Support	Internal Support K Gwebu	-			-	2,138	2,138
1DELB1	Ludwig Bstieler - Internal Support	Bstieler - Internal Support Fund	-	10,639	11,653	1,014	7,934	8,948
1DELB2	PI Ludwig Bstieler	Ludwig Bstieler - PI Help Fund	-			-	2,377	2,377
1DELG1	Lin Guo - Internal Support	Guo, Lin - Internal Support	-			-	3,254	3,254
1DELR1	Linda Ragland - Internal Support	Ragland, Linda - Internal Support	-	9,485		(9,485)	9,485	-
1DELR2	Loris Rubini - Internal Support	Loris Rubini - Internal Support	-		3,574	3,574	-	3,574
1DEMG1	Michael Goldberg - Internal Support	Internal Support-Michael Goldberg	-			-	1,855	1,855
1DEMG2	PI Michael Goldberg	PI - Michael Goldberg	-			-	406	406
1DEMH2	Safayat Hossain - Internal Support	Safayat Hossain - Internal Support	-	7,433	16,260	8,827	-	8,827
1DEMK1	Michael Kukenberger-Internal Support	Kukenberger, Michael - Internal Sup	-	273		(273)	6,000	5,727
1DEMM1	Michael Merenda - Internal Support	Internal Support Michael Merenda	-			-	1,034	1,034
1DEMM3	Mihail Miletkov - Internal Support	Internal Support-Mihail Miletkov	-	4,460	9,756	5,296	12,000	17,296
1DEMO2	Matthew O'Hern - Internal Support	O'Hern, Matthew - Internal Support	-	2,970		(2,970)	3,148	178
1DENN1	Neil Niman - Internal Support	Internal Support Neil Niman	-	1,573		(1,573)	71,660	70,087
1DEPH1	N Paul Harvey - Internal Support	Internal Support N Paul Harvey	-			-	445	445
1DEPL1	Peter Lane - Internal Support	Internal Support Peter Lane	-	3,236		(3,236)	15,028	11,792
1DERB1	PI Reagan Baughman	PI Reagan Baughman	-			-	284	284
1DERC1	Rachel Campagna - Internal Support	Campagna, Rachel	-	9,083	6,000	(3,083)	11,253	8,170
1DERM2	Robert Mohr -Internal Support	Robert Mohr-Internal Support	-			-	3,614	3,614
1DERW2	PI - Robert Woodward	PI - Robert Woodward	-		78	78	-	78
1DESB1	Stephanie Brockman - Internal Supt	Stephanie Brockman - Internal Supt	-	7,433	16,260	8,827	-	8,827
1DESD1	Shuili Du - Internal Support	Du, Shuili - Internal Support	-	5,253		(5,253)	12,302	7,049

UNIVERSITY SYSTEM OF NEW HAMPSHIRE
DETAILED STATEMENT OF CHANGES IN OTHER INTERNALLY DESIGNATED FUNDS
FOR THE PERIOD ENDED JUNE 30, 2020

Fund #	Fund Name	Fiscal Year 2020				Beginning	Ending
		Revenues	Expenditures	Transfers	Net Change	Fund Balance 6/30/2019	Fund Balance 6/30/2020
IDETA1	Tevfik Aktekin - Internal Support	Internal Support - Tevfik Aktekin	-	-	-	16,294	16,294
IDETG1	Thomas Gruen - Internal Support	Gruen, Thomas - Internal Support	-	2,057	(2,057)	8,560	6,503
IDEVD1	Vanessa Druskat - Internal Support	Internal Support Vanessa Druskat	-	-	-	307	307
IDEVK1	Valentini Kalargyrou- Internal Supp	Kalargyrou, Valentini	-	-	-	1,074	1,074
IDEVS1	PI Viktoriya Staneva	PI Viktoriya Staneva	-	15,563	22,260	6,697	8,130
IDEWX1	Wenjuan Xie - Internal Support	Internal Support-Wenjuan Xie	-	-	-	6,104	6,104
IDEXC1	Xiao Chen - Internal Support	Xiao Chen - Internal Support	-	12,853	16,260	3,407	8,130
IDEYC1	Yunshil Cha - Internal Support	Yunshil Cha - Internal Support	-	7,433	16,260	8,827	-
IDEYL1	Yixin Liu - Internal Support	Internal Support Yixin Liu	-	-	-	2,016	2,016
IDEZH1	Zhaozhao He - Internal Support	Int Support-Zhaozhao He	-	8,130	(8,130)	8,130	-
IDF038	Up 2 NIH - Semra Aytur	Up 2 NIH - Semra Aytur	-	-	-	2,328	2,328
IDF041	UP 2 NIH - Erik Swartz	UP 2 NIH - Erik Swartz	-	-	(16)	(16)	-
IDF042	UP 2 NIH - Kerryellen & Sajay	UP 2 NIH - Kerryellen & Sajay	-	-	-	15,001	15,001
IDF043	Up 2 NIH - JoAnne Malloy	Up 2 NIH - JoAnne Malloy	-	-	-	326	326
IDFAB1	PI Anne Broussard	PI Anne Broussard	-	-	199	199	3,375
IDFAC1	PI Amy Costello	PI Amy Costello	-	809	863	54	43
IDFAH1	PI Andrew Houtenville	PI Andrew Houtenville	-	6,352	7,089	737	95,236
IDFAM2	PI Ann-Marie Matteucci	PI Ann-Marie Matteucci	-	-	(394)	(394)	394
IDFAO1	PI Alyssa O'Brien	PI Alyssa O'Brien	-	4,066	-	(4,066)	12,654
IDFAR2	PI Amy Ramage	PI Amy Ramage	-	2,633	-	(2,633)	13,764
IDFAT1	PI Anita Tucker	PI Anita Tucker	-	1,835	-	(1,835)	5,856
IDFAT2	PI Alexa Trolley-Hanson	PI Alexa Trolley-Hanson	-	53	1,351	1,298	-
IDFAW1	PI Allison Wilder	PI Allison Wilder	-	430	-	(430)	6,261
IDFBB1	PI Brent Bell	PI Brent Bell	-	-	-	-	9,654
IDFBF2	PI Barbara Frankel	PI Barbara Frankel	-	-	286	286	745
IDFBH2	PI Beth Hallett	PI Beth Hallett	-	-	-	-	46
IDFBK1	PI BoRin Kim	PI BoRin Kim	-	2,619	999	(1,620)	6,672
IDFBW1	PI Barbara White	PI Barbara White	-	-	-	-	74
IDFCH2	PI Cindy Hartman	PI Cindy Hartman	-	4,004	-	(4,004)	6,797
IDFCM1	PI Cory Morton	PI Cory Morton	-	2,764	-	(2,764)	4,388
IDFDB1	PI Debra Brucker	PI Debra Brucker	-	10,059	9,841	(218)	21,135
IDFDH2	PI Dan Habib	PI Dan Habib	-	1	961	960	-
IDFDL1	PI Dain LaRoche	PI Dain LaRoche	-	275	-	(275)	541
IDFDL2	PI David Laflamme	PI David Laflamme	-	635	3,197	2,562	12,146
IDFDR1	PI Donald Robin	PI Donald Robin	-	2,392	1,091	(1,301)	7,274
IDFEH2	PI Elizabeth Humphreys	PI Elizabeth Humphreys	-	1,519	2,247	728	1,986
IDFES2	PI Erin Sharp	PI Erin Sharp	-	228	-	(228)	2,468
IDFGB1	PI Gretchen Bean	PI Gretchen Bean	-	-	-	-	1,317
IDFGH1	PI Gene Harkless	PI Gene Harkless	-	-	-	-	10,012
IDGUPB	PI-Upward Bound Program	PI-Upward Bound Program	-	4,288	3,612	(676)	2,919
IDFHB1	PI Heather Barber	PI Heather Barber	-	-	-	-	2,155
IDFHD1	PI Holly DeBlois	PI Holly DeBlois	-	-	247	247	510
IDFJB2	PI Joan Beasley	PI Joan Beasley	-	-	-	-	1,347
IDFJB3	PI Jessie Bennett	PI Jessie Bennett	-	125	-	(125)	7,539
IDFJC2	PI Joyce Cappiello	PI Joyce Cappiello	-	2,169	-	(2,169)	9,062
IDFJG1	PI Jill Gravink	PI Jill Gravink	-	1,178	1,613	435	4,143
IDFJL1	PI James Lewis	PI James Lewis	-	-	(147)	(147)	147
IDFJM1	PI Joanne Malloy	PI Joanne Malloy	-	2,230	6,639	4,409	33,568
IDFJM2	PI Jerry Marx	PI Jerry Marx	-	34,243	-	(34,243)	41,010
IDFJO1	PI Jennifer O'Brien	PI Jennifer O'Brien	-	-	-	-	8,686
IDFJP3	PI Josephine Porter	PI Josephine Porter	-	11,827	14,185	2,358	96
IDFJR1	PI Jeanne Ryer	PI Jeanne Ryer	-	2,904	28,895	25,991	18,660
IDFJR2	PI Jennifer Rabalais	PI Jennifer Rabalais	-	-	1,794	1,794	2,206
IDFJS5	PI Jayson Seaman	PI Jayson Seaman	-	704	-	(704)	3,562
IDFJS6	PI Joanne Samuels	PI Joanne Samuels	-	-	(586)	(586)	586
IDFJT1	PI Tyler Jamison	PI Tyler Jamison	-	43	-	(43)	210
IDFJT2	PI Jill Sherman	PI Jill Trumbell	-	-	-	-	502
IDFJT3	PI Jill Thorson	PI Jill Thorson	-	430	-	(430)	23,888
IDFKA1	PI Karla Armenti	PI Karla Armenti	-	2,550	2,972	422	5,428
IDFKB2	PI Kathryn Brewer	PI Kathryn Brewer	-	4,354	-	(4,354)	6,266
IDFKC2	PI Karen Collins	PI Karen Collins	-	-	-	-	12
IDFKG2	PI Kathryn Greenslade	PI Kathryn Greenslade	-	874	-	(874)	52,072
IDFKK1	PI Kerry Kazura	PI Kerry Kazura	-	-	-	-	143
IDFKN2	PI Kerry Nolte	PI Kerry Nolte	-	9,807	27,364	17,557	4,016
IDFKP1	PI Kim Phillips	PI Kim Phillips	-	339	11,056	10,717	10,485
IDFKV1	PI Kerryellen Vroman	PI Kerryellen Vroman	-	-	783	783	8,690
IDFLB1	PI Linda Bimbo	PI Linda Bimbo	-	12,037	15,008	2,971	4,546
IDFLD1	PI Laura Davie	PI Laura Davie	-	4,767	3,144	(1,623)	11,184
IDFLG1	PI Lou Anne Griswold	PI Lou Anne Griswold	-	35	-	(35)	4,770
IDFLH1	PI Lucy Hodder	PI Lucy Hodder	-	495	657	162	393
IDFMA2	PI Marcy Ainslie	PI Marcy Ainslie	-	-	10,000	10,000	-
IDFMB1	PI Mary Banach	PI Mary Banach	-	-	-	-	7,088
IDFMB2	PI Mark Bonica	PI Mark Bonica	-	618	-	(618)	2,852
IDFMF2	PI Michael Ferguson	PI Michael Ferguson	-	1,700	(458)	(2,158)	8,509
IDFMG1	PI Michael Gass	PI Michael Gass	-	89	1,509	1,420	696
IDFMM2	PI Michael McSheehan	PI Michael McSheehan	-	-	(332)	(332)	332
IDFMS2	PI Mary Schuh	PI Mary Schuh	-	-	(4,168)	(4,168)	4,168
IDFMW1	PI Melissa Wells	PI Melissa Wells	-	2,941	331	(2,610)	11,097
IDFNT2	PI Nikhil Tomar	PI Nikhil Tomar	-	425	-	(425)	9,920
IDFPA1	PI Peter Antal	PI Peter Antal	-	13,243	8,738	(4,505)	4,626
IDFPC1	PI Patti Craig	PI Patti Craig	-	290	-	(290)	13,411
IDFPD1	PI Pam Dinapoli	PI Pam Dinapoli	-	-	52	52	472
IDFPS1	PI Patrick Shannon	PI Patrick Shannon	-	1,498	-	(1,498)	26,752
IDFRB1	PI Robert Barcelona	PI Robert Barcelona	-	146	671	525	2,851
IDFRC1	PI Ronald Croce	PI Ronald Croce	-	-	-	-	11
IDFRC2	PI Rosemary Caron	PI Rosemary Caron	-	545	-	(545)	2,663
IDFRM1	PI Robert McGrath	PI Robert McGrath	-	-	-	-	437
IDFSA1	PI Sajay Arthanat	PI Sajay Arthanat	-	-	783	783	8,464
IDFSA2	PI Semra Aytur	PI Semra Aytur	-	7,811	22	(7,789)	8,908
IDFSC1	PI Summer Cook	PI Summer Cook	-	1,558	-	(1,558)	18,461

UNIVERSITY SYSTEM OF NEW HAMPSHIRE
DETAILED STATEMENT OF CHANGES IN OTHER INTERNALLY DESIGNATED FUNDS
FOR THE PERIOD ENDED JUNE 30, 2020

Fund #	Fund Name	Fiscal Year 2020				Beginning	Ending
		Revenues	Expenditures	Transfers	Net Change	Fund Balance 6/30/2019	Fund Balance 6/30/2020
IDFSF1	PI Susan Fetzer			(31)	(31)	31	-
IDFSL1	PI Susan Lord					1	1
IDFSM2	PI Shelley Mulligan					12	12
IDFSS1	PI Sarah Smith		956	500	(456)	8,087	7,631
IDFTN1	PI Tarkington Newman		4,318	10,000	5,682	-	5,682
IDFTP1	PI Tobey Partch-Davies			1,507	1,507	253	1,760
IDFTW1	PI Therese Willkomm		2,540	4,147	1,607	24,359	25,966
IDFVS1	PI Vidya Sundar		1,035	3,694	2,659	19,784	22,443
IDFWL1	PI Will Lusenhop		1,260	1,228	(32)	123	91
IDFZS1	PI Zachary Scola		670	12,500	11,830	-	11,830
IDGDM1	PI Deborah McCAnn		1,146	4,083	2,937	9,563	12,500
IDGMCN	McNair Scholars Program		586	1,370	784	4,551	5,335
IDMDS1	PI Daniel Seichepine			1,789	1,789	-	1,789
IDMJC1	PI John Cerullo					1	1
IDMJK1	PI Jeffrey Klenotic					401	401
IDMJS1	PI John Sparrow					61	61
IDMKJ1	PI Karen Jin		1,266	66	(1,200)	1,500	300
IDMKK1	PI Fund Kelly Kilcrease					4,000	4,000
IDMKM1	PI Kyle Maclea			13,029	13,029	2,063	15,092
IDMMS1	PI Mihaela Sabin			3,770	3,770	1,853	5,623
IDMNM1	PI Nicholas Mian			1	1	505	506
IDMRM1	PI Robert Macieski					-	-
IDMSPR	PI Sarah Prescott					1,210	1,210
IDQTRN	Transportation F&A Revenue			(88,386)	(88,386)	98,363	9,977
IDR002	Indirect Cost Reserve		10,373	100,000	89,627	110,612	200,239
IDR004	Inventor Royalty Share	1,232,061	338,106	(732,006)	161,949	58,870	220,819
IDREC1	E-Center Internally Designated Fund			3,825	3,825	(1)	3,824
IDREPS	PI NH EPSCoR		3,583	29,607	26,024	28,868	54,892
IDRIOL	PI InterOperability Laboratory		3,052	93,751	90,699	1,959,903	2,050,602
IDRIRC	NHIRC Administrative Fees	9,482	44,668		(35,186)	72,908	37,722
IDRJN0	PI Jan Nisbet			(28,745)	(28,745)	28,745	-
IDRPM0	PI Patrick Messer		1,174		(1,174)	55,497	54,323
IDRRPC	PI ORPC			212	212	736	948
IDX2ME	Marine Education Programs	13,267	28,304		(15,037)	16,490	1,453
IDXAE1	PI Alan Eaton		4,058		(4,058)	7,995	3,937
IDXAF1	PI Andrew Fast			825	825	500	1,325
IDXAL1	PI Alyson Eberhardt		409	1,829	1,420	2,508	3,928
IDXAP1	PI Amy Papineau		510		(510)	679	169
IDXAS1	PI Amanda Stone			2,169	2,169	12,118	14,287
IDXBK1	PI Brian Krug					254	254
IDXCC1	PI Charlotte Cross		1,699	70	(1,629)	2,757	1,128
IDXCF1	PI Charles French		1,033		(1,033)	10,409	9,376
IDXCM1	PI Carl Majewski			28	28	53	81
IDXCN1	PI Catherine Neal		2,336		(2,336)	2,335	(1)
IDXCS1	PI Cheryl Smith			154	154	1,667	1,821
IDXCV1	PI Catherine Violette					1,091	1,091
IDXDC1	PI Darrel Covell					904	904
IDXDL1	PI Deborah Luppold		15,323	20,022	4,699	56,981	61,680
IDXEC1	PI Erik Chapman		34	91	57	8,277	8,334
IDXEM1	PI Emma Carcagno					164	164
IDXFA1	PI Fredrick Alleva					1,500	1,500
IDXFMA	PI Matthew Tarr		4,833	4,962	129	140	269
IDXGB1	PI Gabriela Bradt					2	2
IDXGH1	PI George Hamilton		1,782	1,822	40	2,934	2,974
IDXHA1	PI Haley Andreozzi		49	258	209	359	568
IDXHB1	PI Heidi Barker			500	500	4	504
IDXJS1	PI Jeffrey Schloss		229	1,178	949	3,618	4,567
IDXKB1	PI Karen Bennett		339	3,086	2,747	14,122	16,869
IDXKG1	PI Kate Guerdat			23	23	1	24
IDXKM1	PI Kelly McAdam			449	449	247	696
IDXLG1	PI Lara Gengarelly		654	2,492	1,838	428	2,266
IDXMC1	PI Malin Clyde		2,903	686	(2,217)	6,089	3,872
IDXMD1	PI Molly Donovan					62	62
IDXME1	PI Mary Tebo					481	481
IDXML1	PI Michal Lunak		849	1,687	838	3,296	4,134
IDXMS1	PI Micheal Sciabarrasi		229		(229)	708	479
IDXMW1	PI Mark Wiley					455	455
IDXMY1	PI Michael Young		1,031	1,983	952	46	998
IDXOS1	PI Olivia Saunders			449	449	91	540
IDXPC1	PI Julia Peterson		20,439	3,086	(17,353)	29,969	12,616
IDXRG1	PI Rebecca Sideman			598	598	3,250	3,848
IDXRM1	PI Rachel Maccini			778	778	278	1,056
IDXSB1	PI Shane Bradt		193		(193)	1,186	993
IDXSC1	PI Sharon Cowen					317	317
IDXSH1	PI Shannon Rogers		339	701	362	-	362
IDXSJ1	PI Stephen Judd			78	78	2,932	3,010
IDXSR1	PI Steven Roberge			189	189	500	689
IDXSW1	PI Seth Wilner			3,660	3,660	6,406	10,066
IDZACB	PI Alexandra Contosta		11,473	6,799	(4,674)	24,216	19,542
IDZACC	Contosta CSAA Award		4,589	30,508	25,919	-	25,919
IDZACR	CARE Reserve			76,493	76,493	-	76,493
IDZAGA	PI Antoinette Galvin		12,315	16,658	4,343	309,458	313,801
IDZAKA	PI Amy Keesee		61,102	140,075	78,973	47,015	125,988
IDZAL0	PI Anthony Lyons		2,166	10,110	7,944	3,143	11,087
IDZAPB	PI Alexander Prusevich					3,826	3,826
IDZBC1	PI Brian Calder		1,729	1,005	(724)	43,611	42,887
IDZBCA	PI Ben Chandran		7,142	11,641	4,499	94,251	98,750
IDZBMA	PI Robert McKibben					14,373	14,373
IDZBRA	PI Barry Rock					4	4
IDZBVA	PI Bernard Vasquez		165	1,020	855	7,680	8,535

UNIVERSITY SYSTEM OF NEW HAMPSHIRE
DETAILED STATEMENT OF CHANGES IN OTHER INTERNALLY DESIGNATED FUNDS
FOR THE PERIOD ENDED JUNE 30, 2020

Fund #	Fund Name	Fiscal Year 2020				Beginning	Ending	
		Revenues	Expenditures	Transfers	Net Change	Fund Balance 6/30/2019	Fund Balance 6/30/2020	
1DZCFA	PI Charles Farrugia	PI Charles Farrugia	-	5,271	3,661	(1,610)	3,825	2,215
1DZCGA	PI Christopher Glass	PI Christopher Glass	-	-	-	-	1,695	1,695
1DZCHA	PI Chia-Lin Huang	PI Chia-Lin Huang	-	(490)	523	1,013	5,328	6,341
1DZCJB	PI James Clemmons	PI James Clemmons	-	22,073	971	(21,102)	246,178	225,076
1DZCLB	PI Clifford Lopate	PI Clifford Lopate	-	19,425	24,352	4,927	94,562	99,489
1DZCMA	PI Chris Mouikis	PI Chris Mouikis Help Account	-	2,906	2,650	(256)	2,226	1,970
1DZCSA	PI Charles Smith, III	PI Charles Smith, III	-	10,137	20,089	9,952	28,707	38,659
1DZCS2	Dijkstra Advance Eavesdropping CC	Dijkstra Advance Eavesdropping CC	-	7,277	29,939	22,662	-	22,662
1DZCW0	PI Colin Ware	PI Colin Ware	-	1,611	2,254	643	17,227	17,870
1DZCWA	PI Cameron Wake	PI Cameron Wake	-	12,049	15,000	2,951	185	3,136
1DZCWB	PI Cameron Wake	PI Cameron Wake	-	27	-	(27)	59	32
1DZCXA	GIS Lab	GIS Lab	3,043	23,493	-	(20,450)	55,589	35,139
1DZDC0	PI Dale Chayes	PI Dale Chayes	-	-	9,241	9,241	5,445	14,686
1DZDDA	PI David Divins	PI David Divins	-	800	2,595	1,795	2,437	4,232
1DZDFC	PI DIANE FOSTER	PI DIANE FOSTER	-	6,912	49,744	42,832	-	42,832
1DZDJA	PI Jia Deng	PI Jia Deng	-	-	354	354	11,342	11,696
1DZDLA	PI Dacheng Lin	PI Dacheng Lin	-	2,522	5,051	2,529	3,082	5,611
1DZDVA	PI Doug Vandemark	PI Doug Vandemark	-	8,780	26,488	17,708	136,372	154,080
1DZDVB	PI Daniel Verscharen	PI Daniel Verscharen	-	1,545	-	(1,545)	1,913	368
1DZDWA	PI Joseph Dwyer	PI Joseph Dwyer	-	47,077	70,826	23,749	96,939	120,688
1DZECA	PI Erik Chapman	PI Erik Chapman	-	58	658	600	-	600
1DZEHA	PI Erick Hobbie	PI Erick Hobbie	-	157	-	(157)	1,378	1,221
1DZELA	PI Eric Lund	PI Eric Lund Help Account	-	-	-	-	1,515	1,515
1DZEMA	PI Eberhard Mobius	PI Eberhard Mobius	-	7,983	4,360	(3,623)	6,833	3,210
1DZEOR	Earth Ocean and Space Return	Earth Ocean and Space Return	-	-	244,325	244,325	1,250,218	1,494,543
1DZEOS	EOS Projects	EOS Projects	-	-	-	-	50,000	50,000
1DZESR	Earth Systems Research Ctr. Return	Earth Systems Research Ctr. Return	-	2,842	(87,534)	(90,376)	308,445	218,069
1DZFKA	PI Fabian Kislat	PI Fabian Kislat	-	345,834	44,319	(301,515)	346,962	45,447
1DZFRA	PI Fay Rubin	PI Fay Rubin	-	60,161	12,772	(47,389)	88,865	41,476
1DZGM0	PI Giuseppe Masetti	PI Giuseppe Masetti	-	-	-	-	887	887
1DZHFA	PI Hui Feng	Hui Feng Help Account	-	50	-	(50)	9,188	9,138
1DZHKA	PI Harold Kucharek	PI Harold Kucharek	-	5,411	7,333	1,922	10,039	11,961
1DZHMB	PI MEGHAN HOWEY	PI MEGHAN HOWEY	-	399	1,726	1,327	1,303	2,630
1DZHMC	Howey CSAA Award	Howey CSAA Award	-	11,918	30,000	18,082	-	18,082
1DZHSA	PI Harlan Spence	PI Harlan Spence	-	63,512	52,311	(11,201)	46,351	35,150
1DZJCB	PI James Connell	PI James Connell	-	14,869	370	(14,499)	58,785	44,286
1DZJDO	PI Jennifer Dijkstra	PI Jennifer Dijkstra	-	2,955	64	(2,891)	5,169	2,278
1DZJDC	PI Jack Dibb	PI Jack Dibb	-	70,070	14,281	(55,789)	88,071	32,282
1DZJHC	PI John Hughes Clark	PI John Hughes Clark	-	561	4,264	3,703	1,627	5,330
1DZJJA	PI Jennifer Jacobs	PI Jennifer Jacobs	-	2,681	21,386	18,705	59,935	78,640
1DZJMA	PI Jennifer Miksis Olds	PI Jennifer Miksis Olds	-	10,709	22,235	11,526	19,958	31,484
1DZJMB	Miksis-Olds CORE IWG	Miksis-Olds CORE IWG	-	26,862	100,000	73,138	2,417	75,555
1DZJNA	PI Jonathan Niehof	PI Jonathan Niehof	-	-	326	326	126	452
1DZJPA	PI James Pringle	PI James Pringle	-	1,453	2,135	682	3,270	3,952
1DZJPD	PI Jonathan Pennock - Sea Grant	PI Jonathan Pennock - Sea Grant	-	4,632	3,824	(808)	2,366	1,558
1DZJPZ	PI Jean Perez	PI Jean Perez	-	-	130	130	-	130
1DZJRA	PI James Ryan	PI James Ryan	-	4,973	4,345	(628)	2,857	2,229
1DZJRR	PI Joachim Raeder	PI Joachim Raeder	-	13,306	13,009	(297)	274	(23)
1DZJSA	PI Joseph Salisbury	PI Joseph Salisbury	-	40,759	22,423	(18,336)	97,232	78,896
1DZJSB	PI Joseph Souney	PI - Joseph Souney	-	12	-	(12)	507	495
1DZJXA	PI Jingfeng Xiao	PI Jingfeng Xiao	-	11,238	9,951	(1,287)	1,287	-
1DZJZA	PI Jichun Zhang	PI Jichun Zhang	-	-	-	-	6,124	6,124
1DZKDB	PI Katharine Duderstadt	PI Katharine Duderstadt	-	-	502	502	969	1,471
1DZKGA	PI Kai Germaschewski	PI Kai Germaschewski	-	2,789	4,227	1,438	30,266	31,704
1DZKJ1	PI Kevin Jerram	PI Kevin Jerram	-	-	-	-	431	431
1DZKJA	PI KATIE A. JENNINGS	PI KATIE A. JENNINGS	-	-	-	-	542	542
1DZKZA	PI KAI ZIERVOGEL	PI KAI ZIERVOGEL	-	11,487	17,131	5,644	9,222	14,866
1DZLBA	PI Elizabeth Burakowski	PI Elizabeth Burakowski	-	660	2,572	1,912	48,716	50,628
1DZLKA	PI Lynn Kistler	PI Lynn Kistler	-	13,847	6,425	(7,422)	86,547	79,125
1DZLKC	PI Lynn Kistler ARCS	PI Lynn Kistler ARCS	-	61,689	42,458	(19,231)	19,231	-
1DZLMO	PI Larry Mayer	PI Larry Mayer	-	79,264	212,480	133,216	1,650,243	1,783,459
1DZLNA	PI Ningyu Liu	PI Ningyu Liu	-	10,608	8,478	(2,130)	25,793	23,663
1DZLW0	PI Larry Ward	PI Larry Ward	-	3,195	3,618	423	1,033	1,456
1DZMCA	PI Michael Chambers	PI Michael Chambers	-	4,410	15,383	10,973	1,446	12,419
1DZMLA	PI Mark Lessard	PI Mark Lessard	-	12,386	17,613	5,227	30,214	35,441
1DZMLB	PI Martin Lee	PI Martin Lee	-	-	-	-	3,170	3,170
1DZMMA	PI Mary Martin	PI Mary Martin	3,900	6,678	1,890	(888)	44,711	43,823
1DZMMB	PI Mark McConnell	PI Mark McConnell	-	13,510	8,371	(5,139)	5,648	509
1DZMMC	PI Mark McConnell	PI Mark McConnell	-	18,079	18,141	62	-	62
1DZMPB	PI Michael Palace	PI Michael Palace	-	22,842	25,400	2,558	20,880	23,438
1DZMPC	PI Mark Popecki	PI Mark Popecki	-	-	-	-	1,983	1,983
1DZMRA	PI Michael Routhier	PI Michael Routhier	-	2,125	5,000	2,875	22,632	25,507
1DZMTB	Mark Twickler	Mark Twickler	-	18,467	9,538	(8,929)	76,574	67,645
1DZMVA	PI Matthew Vadeboncoeur	PI Matthew Vadeboncoeur	651	1,001	1,239	889	5,428	6,317
1DZNLA	PI Noe Lugaz	PI Noe Lugaz	-	3,712	17,153	13,441	20,547	33,988
1DZNSA	PI Nathan Schwadran	PI Nathan Schwadran	-	28,928	55,628	26,700	161,786	188,486
1DZOPR	OPAL Return	OPAL Return	-	-	8,945	8,945	104,991	113,936
1DZPBA	PI Peter Bloser	PI Peter Bloser	-	28,352	29,931	1,579	2,090	3,669
1DZPCB	Paul Chair Account	Paul Chair Account	-	-	-	-	28,075	28,075
1DZPIA	PI Phil Isenberg	PI Phil Isenberg	-	66	-	(66)	5,303	5,237
1DZPJ0	PI Paul Johnson	PI Paul Johnson	-	1,337	3,965	2,628	3,317	5,945
1DZPQA	PI Pamela Puhl-Quinn	PI Pamela Puhl-Quinn	-	-	-	-	1	1
1DZPRE	PI Rachel Rouillard	PI PREP	-	16,154	9,822	(6,332)	19,716	13,384
1DZRA0	PI Roland Arsenaault	PI Roland Arsenaault	-	-	-	-	148	148
1DZRLA	PI Richard Lammers	PI Richard Lammers	-	19,368	21,645	2,277	105,288	107,565
1DZRLB	PI Richard Langan	PI Richard Langan	-	-	-	-	4,463	4,463
1DZRLC	PI Robert Letscher	PI Robert Letscher	-	19,024	(72,380)	(91,404)	275,375	183,971
1DZRTB	PI Roy Torbert	PI Roy Torbert	-	42,442	77,180	34,738	510,718	545,456
1DZRVA	PI Ruth Varner	PI Ruth Varner	-	-	-	-	127	127
1DZRVB	PI Ruth Varner	PI Ruth Varner	-	31,835	24,933	(6,902)	8,849	1,947

UNIVERSITY SYSTEM OF NEW HAMPSHIRE
DETAILED STATEMENT OF CHANGES IN OTHER INTERNALLY DESIGNATED FUNDS
FOR THE PERIOD ENDED JUNE 30, 2020

Fund #	Fund Name	Fiscal Year 2020				Beginning	Ending
		Revenues	Expenditures	Transfers	Net Change	Fund Balance 6/30/2019	Fund Balance 6/30/2020
IDZRVC	Varner CORE Strengthen	-	-	-	-	3,253	3,253
IDZRWO	PI Rochelle Wigley	-	15,606	23,773	8,167	33,931	42,098
IDZRWB	PI Reka Winslow	-	3,646	4,260	614	4,714	5,328
IDZSAA	PI Stephen Adams	-	1,414	-	(1,414)	3,007	1,593
IDZSFA	PI Steve Frolking	-	4,988	4,282	(706)	100,242	99,536
IDZSKA	PI Shiva Kavosi	-	2,127	2,058	(69)	-	(69)
IDZSOA	PI Scott Olinger	-	16,053	8,926	(7,127)	385,710	378,583
IDZSPR	Space Science Center Return	-	-	(494,454)	(494,454)	1,480,806	986,352
IDZSZA	PI Shantar Zuidema	-	263	529	266	7,751	8,017
IDZTGA	PI Thomas Gregory	7,216	10,625	2,529	(880)	13,555	12,675
IDZTL1	PI Thomas Lippmann	-	2,160	970	(1,190)	2,639	1,449
IDZTMA	PI Timothy Moore	-	616	(6,910)	(7,526)	7,526	-
IDZTMB	PI Thomas Milliman	-	574	1,928	1,354	2,283	3,637
IDZTVF	Thermal Vac Facility	-	(2,138)	-	2,138	1,263	3,401
IDZTW0	PI Thomas Weber	-	4,758	1,898	(2,860)	4,970	2,110
IDZYR0	PI Yuri Rzhonov	-	396	-	(396)	2,218	1,822
TOTAL FACULTY SUPPORT (INCLUDING F&A RETURN)		1,346,639	6,007,173	3,935,940	(724,594)	28,493,726	27,769,132
<u>STRATEGIC INITIATIVES</u>							
IDF034	HHS Strategic Initiatives	-	55,184	24,335	(30,849)	244,328	213,479
IDG448	Advancement Strategic Initiatives	-	-	-	-	7,848	7,848
IDG449	VPFA Strategic Initiatives	-	17,665	67,178	49,513	71,803	121,316
IDH321	UNHL Strategic Reserve Allotments	-	262,754	262,754	-	(1)	(1)
IDRVPR	SVPR Strategic Initiatives	-	1,856	-	(1,856)	7,027	5,171
IDUPSS	President Strategic Spaulding	-	-	500,000	500,000	-	500,000
IDUPSI	President's Strategic Initiatives	-	-	1,184,140	1,184,140	2,698,967	3,883,107
TOTAL STRATEGIC INITIATIVES		-	337,459	2,038,407	1,700,948	3,029,972	4,730,920
<u>UNRESTRICTED GIFTS/BEQUESTS</u>							
IDA008	Spaulding Faculty Fellowship	-	22,764	59,676	36,912	67,477	104,389
IDA009	Hortense Sheppard Bequest	-	-	-	-	19,813	19,813
IDA021	Unrest Bequest - Carpenter	10,689	17,067	-	(6,378)	43,450	37,072
IDA027	Spaulding/Sidore Lecture Series	-	17,766	22,500	4,734	15,931	20,665
IDA035	Robert G Wakefield Quasi Endow	1,389	-	-	1,389	3,334	4,723
IDA193	Centennial Fund Quasi Payout	-	-	933	933	3,677	4,610
IDA484	Paul & Dorothy T. Hobbs Payout	22,458	16,284	-	6,174	22,379	28,553
IDAFOR	Unrest Bequest Des - Forest Park	-	-	(567)	(567)	567	-
IDB117	Parsons boutwell Fund Quasi Payout	-	2,515	5,255	2,740	47,649	50,389
IDC028	Spaulding Fund Cultural Events	-	7,598	50,685	43,087	37,884	80,971
IDE336	Rosenberg Faculty Chair	38,550	-	(38,550)	-	30,795	30,795
IDFG20	Occ Therapy Student Clinical Reasng	-	-	(5,712)	(5,712)	5,712	-
IDG008	Presidents Discretionary	275,550	167,301	44,127	152,376	74,682	227,058
IDG010	University's Greatest Need	455,540	-	(520,025)	(64,485)	1,948,451	1,883,966
IDG3BW	Venture Capital Endowment	10,549	-	-	10,549	12,522	23,071
IDG430	Thompson Trust Escrow	31,887	-	-	31,887	31,887	63,774
IDG436	Elizabeth Farmer McIninch Fund	1,398	-	-	1,398	1,372	2,770
IDG437	Edward & Diane Federman Endowment	49,413	-	-	49,413	5,517	54,930
IDG438	Bequests-Unrestricted to UNH	55,767	-	567	56,334	45,342	101,676
IDG440	Yakovakis Family Fund	3,062	-	-	3,062	-	3,062
IDG450	Robert Morin Unrest Bequest to UNH	5,238	-	-	5,238	304,439	309,677
IDGQ01	Centennial Fund Quasi Ctr	933	-	(933)	-	-	-
IDGQ07	John H. Parsons Fund Quasi Ctr	5,255	-	(5,255)	-	-	-
IDGQ08	Alfred&sallie Lamberton Quasi Ctr	8,818	-	(8,818)	-	-	-
IDGQ09	Alberta Johnson Quasi Payout	1,434	-	(1,434)	-	-	-
IDGQ10	Italian Studies Quasi Payout	4,417	-	(4,417)	-	-	-
IDGQ11	Harold H Warren Quasi Payout	7,333	-	(7,333)	-	-	-
IDGQ13	IOL Scholarship Fund Central Fund	11,447	-	(11,447)	-	-	-
IDL001	Helena M. Milne Endowed Fund	56,181	31,751	-	24,430	89,073	113,503
IDL002	Bookstore Inventory Fund	28,293	28,043	-	250	4,823	5,073
IDMGPO	UNHM Quasi Endowment Payout Fund	67,557	33	(65,643)	1,881	-	1,881
IDR034	IOL Scholarship Fund Unit Fund	-	11,400	11,447	47	18	65
IDU004	Spaulding Memorial Fund	81,817	-	(88,935)	(7,118)	23,256	16,138
IDU007	Endowment Management Fee	1,076,126	-	(1,074,694)	1,432	4,320	5,752
IDU231	Class of 1944 Endowed Quasi Payout	1,774	-	-	1,774	4,009	5,783
TOTAL UNRESTRICTED GIFTS/BEQUESTS		2,312,875	322,522	(1,638,573)	351,780	2,848,379	3,200,159
<u>NAVITAS & INTERNATIONALIZATION</u>							
IDANAV	Navitas & Internationalization	671,071	485,530	(300,459)	(114,918)	3,008,459	2,893,541
TOTAL NAVITAS & INTERNATIONALIZATION		671,071	485,530	(300,459)	(114,918)	3,008,459	2,893,541
<u>UNH ENERGY & CAMPUS DEVELOPMENT</u>							
IDTCIP	Durham Capital Improvement Projects	-	577,019	464,116	(112,903)	994,019	881,116
IDTECD	ECD Designated	968	436,585	4,828,620	4,393,003	819,841	5,212,844
IDTFCM	Energy Forward Capacity Mkt	805,562	-	(738,781)	66,781	2,169,206	2,235,987
TOTAL UNH ENERGY & CAMPUS DEVELOPMENT		806,530	1,013,604	4,553,955	4,346,881	3,983,066	8,329,947
<u>IT INITIATIVES</u>							
IDA052	CPE Learning Mgt Sys- AT	-	-	-	-	6,394	6,394
IDA055	Academic Tech Initiative Projects	-	9,940	1,500	(8,440)	264,970	256,530
IDA057	Online Program Support	-	-	(7,458)	(7,458)	85,887	78,429
IDK053	Central IT Projects	191,240	145,584	75,473	121,129	1,643,848	1,764,977
IDK054	TCS System-wide Projects	-	-	(628,750)	(628,750)	628,750	-
TOTAL IT INITIATIVES		191,240	155,524	(559,235)	(523,519)	2,629,849	2,106,330
<u>STUDENT ACTIVITY FUNDS</u>							
IDA153	SHARPP	1,000	1,000	-	-	12,025	12,025
IDA0CS	Community Standards	16,350	829	-	15,521	66,369	81,890
IDB083	UNH Equestrian Teams	14,863	11,885	-	2,978	4,986	7,964
IDD039	Engineers without Borders - UNH	4,095	1,954	-	2,141	1,426	3,567
IDH500	UNHL Operations Quasi Endow Payout	1,087,886	-	(1,087,886)	-	-	-

UNIVERSITY SYSTEM OF NEW HAMPSHIRE
DETAILED STATEMENT OF CHANGES IN OTHER INTERNALLY DESIGNATED FUNDS
FOR THE PERIOD ENDED JUNE 30, 2020

Fund #	Fund Name	Fiscal Year 2020				Beginning	Ending	
		Revenues	Expenditures	Transfers	Net Change	Fund Balance 6/30/2019	Fund Balance 6/30/2020	
1DH832	UNHL SBA	UNHL SBA	25,411	15,330	(1,888)	8,193	15,529	23,722
1DJ104	Alabaster Blue	Alabaster Blue	964			964	1,757	2,721
1DJ114	NH Gentlemen	NH Gentlemen	682	663		19	2,407	2,426
1DJ115	NH Notables	NH Notables	556	1,143		(587)	1,675	1,088
1DJ116	UNH Mock Trial Club	UNH Mock Trial Club	-			-	13	13
1DJ117	Sigma Alpha Lambda	Sigma Alpha Lambda	-			-	944	944
1DJ118	Model United Nations	Model United Nations	508	370		138	2,573	2,711
1DJ119	Robotics Club	Robotics Club	-			-	60	60
1DJ120	SIGNAL	SIGNAL	500			500	2,594	3,094
1DJ121	NSSLHA	NSSLHA	723	300		423	192	615
1DJ122	Maiden Harmony	Maiden Harmony	555	400		155	2,928	3,083
1DJ124	Improv Anonymous	Improv Anonymous	-			-	35	35
1DJ126	UNH Italian Club	UNH Italian Club	-			-	670	670
1DJ128	Marketing & Advertising Club	Marketing & Advertising Club	2,000	2,846		(846)	5,047	4,201
1DJ130	Recreation & Policy Management	Recreation & Policy Management	-			-	511	511
1DJ131	ISPE	ISPE	-			-	43	43
1DJ132	UNH Students for Life	UNH Students for Life	-			-	402	402
1DJ134	Circle K Club	Circle K Club	1,698	1,716		(18)	1,207	1,189
1DJ135	Sisters in Step	Sisters in Step	1,235	1,478		(243)	2,175	1,932
1DJ136	Rotaract Club	Rotaract Club	-			-	698	698
1DJ138	Student Nutrition Association	Student Nutrition Association	321	239		82	386	468
1DJ139	UNH College Democrats	UNH College Democrats	-	91		(91)	231	140
1DJ140	UNH Order of Omega	UNH Order of Omega	2,050	4,463		(2,413)	13,615	11,202
1DJ141	UNH Cooking Club	UNH Cooking Club	-	128		(128)	273	145
1DJ142	Electronic Dance Music Community	Electronic Dance Music Community	-			-	11	11
1DJ143	Student Organization Social Workers	Student Organization Social Workers	61	72		(11)	267	256
1DJ144	UNH for One	UNH for One	-			-	247	247
1DJ145	UNH Interfraternity Council	UNH Interfraternity Council	16,665	17,023		(358)	15,090	14,732
1DJ146	Panhellenic Council	Panhellenic Council	57,576	65,313		(7,737)	42,116	34,379
1DJ147	French Club	French Club	-			-	1,241	1,241
1DJ148	Delta Xi Phi	Delta Xi Phi	6,262	4,196		2,066	12,665	14,731
1DJ149	UNH Wildlife Society	UNH Wildlife Society	2,145			2,145	-	2,145
1DJ150	Ecological Advocates	Ecological Advocates	-			-	110	110
1DJ151	Sigma Alpha Sorority	Sigma Alpha Sorority	686			686	4,468	5,154
1DJ152	Assoc of Exercise Science Students	Assoc of Exercise Science Students	2,660	610		2,050	2,287	4,337
1DJ155	STAND	STAND	-			-	205	205
1DJ156	Health Outreach Club	Health Outreach Club	-			-	119	119
1DJ157	Recreation Society	Recreation Society	-			-	441	441
1DJ159	Sigma Phi Epsilon	Sigma Phi Epsilon	-			-	415	415
1DJ161	Alternative Break Challenge	Alternative Break Challenge	1,940	1,250		690	702	1,392
1DJ162	Golden Key Int'l Honour Society	Golden Key Int'l Honour Society	-			-	1,586	1,586
1DJ164	Not Too Sharp	Not Too Sharp	624	1,083		(459)	1,168	709
1DJ166	Hepcats Swing Club	Hepcats Swing Club	802	952		(150)	659	509
1DJ168	Freshman Camp	Freshman Camp	-			-	6,182	6,182
1DJ170	Graduate Students of Social Work	Graduate Students of Social Work	-			-	20	20
1DJ172	Alpha Delta Phi Society	Alpha Delta Phi Society	-			-	899	899
1DJ175	Psychology Club	Psychology Club	13	(36)		49	41	90
1DJ177	Pre Vet Club	Pre Vet Club	270			270	127	397
1DJ178	Pre Dental Society	Pre Dental Society	358	63		295	1,012	1,307
1DJ179	Society of Women Engineers	Society of Women Engineers	-			-	868	868
1DJ181	Hospitality Sales and Marketing	Hospitality Sales and Marketing	-			-	516	516
1DJ182	Student Nursing Organization	Student Nursing Organization	9,906	2,677		7,229	9,714	16,943
1DJ183	Kappa Kappa Psi	Kappa Kappa Psi	-			-	2,098	2,098
1DJ184	Alpha Kappa Psi	Alpha Kappa Psi	558			558	1,816	2,374
1DJ185	Cru UNH	Cru UNH	-			-	2,987	2,987
1DJ186	Alpha Chi Sigma	Alpha Chi Sigma	487	487		-	518	518
1DJ188	Hillel	Hillel	-			-	2,870	2,870
1DJ189	Amer Society for Microbiology	Amer Society for Microbiology	-			-	2,089	2,089
1DJ191	CommUNHiversity	CommUNHiversity	-			-	404	404
1DJ193	Business Starters	Business Starters	-			-	40	40
1DJ195	Arnold Air Society	Arnold Air Society	(200)	323		(523)	798	275
1DJ197	Club Managers Assc of America	Club Managers Assc of America	300	600	500	200	730	930
1DJ198	American Sign Language Club	American Sign Language Club	1,233	581		652	39	691
1DJ199	Pi Kappa Phi	Pi Kappa Phi	-			-	63	63
1DJ200	UNH Slow Food	UNH Slow Food	-			-	130	130
1DJ201	Nat'l Society of Black Engineers	Nat'l Society of Black Engineers	-			-	373	373
1DJ202	Phi Alpha Honor Society	Phi Alpha Honor Society	1,362	103		1,259	2,950	4,209
1DJ203	Chess Club	Chess Club	-			-	192	192
1DJ206	Residence Hall Association	Residence Hall Association	55	2,383		(2,328)	4,840	2,512
1DJ208	Assoc of Students United by Music	Assoc of Students United by Music	-			-	16	16
1DJ211	Best Buddies UNH	Best Buddies UNH	137	229		(92)	92	-
1DJ212	Eta Sigma Delta	Eta Sigma Delta	-	121	500	379	2,078	2,457
1DJ213	Off the clef	Off the clef	1,020	550		470	921	1,391
1DJ214	Leadership Program	Leadership Program	-			-	82	82
1DJ215	Owr Wirdz	Owr Wirdz	74			74	-	74
1DJ216	Fia-Chait Irish Dance	Fia-Chait Irish Dance	1,351	1,112		239	469	708
1DJ217	Sigma Alpha epsilon	Sigma Alpha epsilon	(711)			(711)	5,986	5,275
1DJ218	Comm-entary	Comm-entary	-			-	380	380
1DJ219	Alpha Phi Omega	Alpha Phi Omega	18,071	20,127		(2,056)	33,857	31,801
1DJ220	Sigma Chi - Upsilon	Sigma Chi - Upsilon	-			-	1,475	1,475
1DJ221	Anime Club	Anime Club	-	70		(70)	84	14
1DJ222	Society of Physics Students	Society of Physics Students	-	(351)		351	1,121	1,472
1DJ223	Paranormal Club	Paranormal Club	-			-	183	183
1DJ224	Eta Sigma Phi	Eta Sigma Phi	-	86		(86)	1,178	1,092
1DJ225	Red Cross Club	Red Cross Club	-			-	787	787
1DJ227	Aspiring Hands	Aspiring Hands	-			-	110	110
1DJ228	Hospitality Financial and Tech Pros	Hospitality Financial and Tech Pros	-	240	500	260	831	1,091
1DJ229	American Society of Civil Engineers	American Society of Civil Engineers	750	1,687		(937)	2,015	1,078
1DJ230	Chinese Scholars & Students Assoc.	Chinese Scholars & Students Assoc.	-	343		(343)	2,566	2,223
1DJ232	Indian Subcontinent Students' Assoc	Indian Subcontinent Students' Assoc	1,237	1,952		(715)	715	-

UNIVERSITY SYSTEM OF NEW HAMPSHIRE
DETAILED STATEMENT OF CHANGES IN OTHER INTERNALLY DESIGNATED FUNDS
FOR THE PERIOD ENDED JUNE 30, 2020

Fund #	Fund Name	Fiscal Year 2020				Beginning	Ending
		Revenues	Expenditures	Transfers	Net Change	Fund Balance 6/30/2019	Fund Balance 6/30/2020
1DJ233	Silver Wings-Cunningham Chapter					54	54
1DJ236	UNH Net Impact		119		(119)	481	362
1DJ239	UNH Yellow Ribbon Club					344	344
1DJ240	Phi Mu Delta		315		(315)	571	256
1DJ241	Knitting Club		(119)		119	-	119
1DJ242	UNH Hammock Club					38	38
1DJ245	Alpha Epsilon Delta					67	67
1DJ246	Contra UNH					757	757
1DJ247	UNH Birding Club					148	148
1DJ248	UNH Relay for Life		65		(65)	254	189
1DJ249	UNH VOX (Voices Planned Parenthood)	174			174	425	599
1DJ250	National Assoc. for Music Education	287	234		53	1,482	1,535
1DJ251	AIChE					10	10
1DJ252	Women in Business	6,220	285		5,935	6,678	12,613
1DJ253	Sigma Tau Delta	294	239		55	401	456
1DJ254	Kappa Sigma					1,007	1,007
1DJ255	Amnesty International UNH					1,176	1,176
1DJ256	Students for St. Jude	137			137	3,018	3,155
1DJ258	Vietnamese Student Association	211	1,244		(1,033)	2,542	1,509
1DJ259	UNH Cookie Jar					12	12
1DJ260	German Club					27	27
1DJ261	Sandpaper					578	578
1DJ262	Student Occ. Therapy Assoc.	7,392	6,871		521	3,163	3,684
1DJ264	Animal Welfare Alliance	609	108		501	31	532
1DJ266	Teachers of Tomorrow		27		(27)	36	9
1DJ267	Therapeutic Art Club	240			240	(1)	239
1DJ268	Chinese Language Club					5	5
1DJ269	Pi Mu Epsilon	1,499	1,460		39	2,612	2,651
1DJ270	Student Armed Forces Association	500	815		(315)	2,826	2,511
1DJ271	Theta Chi Zeta Chapter		144		(144)	179	35
1DJ272	Nat'l Slavic Honor Dobro Slovo					164	164
1DJ273	UNH PCMA					83	83
1DJ274	'Cats Pack Captains	306	370		(64)	334	270
1DJ278	WildACTs	2,026	(357)		2,383	2,663	5,046
1DJ279	Alpha Xi Delta	3,006			3,006	-	3,006
1DJ282	Women in Science					226	226
1DJ284	Her Campus	1,481	100		1,381	1,082	2,463
1DJ285	Friends of Jaelyn	412	202		210	5,691	5,901
1DJ286	Meeple and Cardboard Syndicate	562	1,440		(878)	878	-
1DJ287	Winter Guard	3,492	2,195		1,297	1,774	3,071
1DJ288	Craft Crazy					58	58
1DJ289	Eyes Open					50	50
1DJ290	Dance Marathon		1,266		(1,266)	1,794	528
1DJ298	Soc. of Asian Scientists& Eng. SASE	500	691		(191)	197	6
1DJ299	Scriptor					2,500	2,500
1DJ302	Tau Beta Pi					45	45
1DJ303	Alpha Gamma Rho					875	875
1DJ304	Alpha Phi	2,006			2,006	2,335	4,341
1DJ305	Chi Omega	4,658			4,658	1,063	5,721
1DJ306	Alpha Chi Omega	740			740	2,267	3,007
1DJ307	Kappa Delta		2,577		(2,577)	2,577	-
1DJ308	Tau Kappa Epsilon	335			335	221	556
1DJ311	Sigma Nu					250	250
1DJ315	Sustainable Fisheries & Aquaculture		43		(43)	637	594
1DJ316	Bring It!					20	20
1DJ317	Pi Theta Epsilon	524	114		410	656	1,066
1DJ318	International Student Organization					2,591	2,591
1DJ319	Magic Wheelchair	143	491		(348)	2,599	2,251
1DJ320	Chinese Student Music Association					26	26
1DJ321	Iranian Association of NH (IAN)		48		(48)	986	938
1DJ322	Middle Eastern Cultural Association		222		(222)	1,809	1,587
1DJ323	Phi Sigma Sigma	4			4	505	509
1DJ324	Anthropology Club					16	16
1DJ325	Veterinary Technician Club					181	181
1DJ326	The UNH WildTones					201	201
1DJ327	Stop the Sigma	6			6	-	6
1DJ329	League of Legends Club					118	118
1DJ330	igem: Int'l Genetically Eng. Mx Org					1,590	1,590
1DJ331	The Granite Yearbook					31	31
1DJ333	Girl Up UNH	38	67		(29)	346	317
1DJ334	Extra Terrestrial Navigation Swarm	225			225	-	225
1DJ335	Autism Speaks U at UNH					10	10
1DJ336	Indonesian Students Association		(102)		102	46	148
1DJ337	College Diabetes Network at UNH					278	278
1DJ339	Muslim Student's Association		500		(500)	5,400	4,900
1DJ342	UNH American Fisheries Student Sub					104	104
1DJ345	UNH Students for Global Health					102	102
1DJ347	American Society of Mechanical Eng	420	221		199	80	279
1DJ348	SPOON UNH					5	5
1DJ349	Trans UNH		10		(10)	378	368
1DJ350	Phi Sigma	1,013	919		94	1,404	1,498
1DJ351	the UNH HSMAl CLub					27	27
1DJ354	Turning Point USA at UNH	35	41		(6)	9	3
1DJ355	Nu Rho Psi	1,252	846		406	192	598
1DJ356	The Socratic Society		(9)		9	-	9
1DJ358	UNH Gen UN					62	62
1DJ359	Pre Physician Assistant Student					42	42
1DJ360	UNH Russain Club					73	73
1DJ362	Alpha Tau Omega Fraternity					537	537
1DJ363	Am Soc for Biochem & Molecular Bio	11	99	88	-	11	11

UNIVERSITY SYSTEM OF NEW HAMPSHIRE
DETAILED STATEMENT OF CHANGES IN OTHER INTERNALLY DESIGNATED FUNDS
FOR THE PERIOD ENDED JUNE 30, 2020

Fund #	Fund Name	Fiscal Year 2020				Beginning	Ending
		Revenues	Expenditures	Transfers	Net Change	Fund Balance 6/30/2019	Fund Balance 6/30/2020
1DJ366	Caribbean Cats	-	-	-	-	15	15
1DJ367	Alter Ego Dance Crew	-	-	-	-	264	264
1DJ368	Changing Lives for Lilli	-	-	-	-	-	-
1DJ370	Sport Careers Club	5,223	3,741	-	1,482	39	1,521
1DJ372	UNH Photography Society	-	-	-	-	5	5
1DJ373	The NH Youth Movement at UNH	-	57	-	(57)	818	761
1DJ374	UNH Film Club	-	(101)	-	101	3	104
1DJ379	Neuroscience & Behavior Club	-	-	-	-	118	118
1DJ380	UNH Marine Technology Society	348	175	-	173	-	173
1DJ381	UNH Forestry Club	-	-	-	-	56	56
1DJ382	UNH American Choral Directors	-	-	-	-	41	41
1DJ383	Chabad Jewish Student Group	-	-	-	-	490	490
1DJ385	Lab Science Society	40	-	-	40	-	40
1DJ388	SoFA - Society of Future Actuaries	10	-	-	10	-	10
1DJ389	Accounting Students' Association	-	-	-	-	-	-
1DJ390	NALA	850	680	-	170	-	170
1DJ392	Partners for World Health	214	-	-	214	-	214
1DJ393	CHAARG	385	166	-	219	-	219
1DJ394	UNH Symphony Orchestra	74	-	-	74	-	74
1DJ395	Alpha Sigma Phi	6	-	-	6	-	6
1DJ396	Green Living Club	58	-	-	58	-	58
1DJG01	Women's Lacrosse Club	13,220	3,853	600	9,967	2,965	12,932
1DJG02	Men's Golf Club	14,596	12,527	-	2,069	112	2,181
1DJG03	Badminton Club	-	-	-	-	462	462
1DJG04	Cycling Club	870	(725)	-	1,595	15,181	16,776
1DJG05	Fencing Club	5,206	3,874	-	1,332	1,992	3,324
1DJG06	Judo Club	8,008	2,534	-	5,474	772	6,246
1DJG07	Shotokan Karate Club	-	309	-	(309)	309	-
1DJG08	Sailing Club	9,233	4,856	-	4,377	3,357	7,734
1DJG09	Men's Volleyball Club	3,879	5,517	2,580	942	4,515	5,457
1DJG10	Women's Volleyball Club	5,365	5,116	600	849	1,874	2,723
1DJG11	Woodsmen's Club	15,181	4,743	-	10,438	11,841	22,279
1DJG12	Tae Kwan Do Club	505	222	-	283	2,802	3,085
1DJG13	Men's Crew Club	8,750	15,841	-	(7,091)	15,767	8,676
1DJG14	Men's Rugby Club	4,200	3,071	-	1,129	7,017	8,146
1DJG17	Figure Skating Club	18,624	16,660	-	1,964	3,744	5,708
1DJG18	Women's Rugby Club	1,905	1,407	-	498	4,760	5,258
1DJG19	Dance Team Club	28,047	18,616	600	10,031	3,273	13,304
1DJG20	Men's Lacrosse Club	98,395	95,219	800	3,976	20	3,996
1DJG22	Ski and Snowboarding Club	29,085	18,915	-	10,170	12,191	22,361
1DJG23	Archery Club	675	-	-	675	2,187	2,862
1DJG24	Wrestling Club	17,325	11,928	-	5,397	2,570	7,967
1DJG25	Baseball Club	5,950	4,199	4,000	5,751	6,696	12,447
1DJG26	Women's Softball Club	2,775	1,100	-	1,675	7,873	9,548
1DJG27	Rifle Club	6,525	1,107	-	5,418	5,063	10,481
1DJG28	Men's Ice Hockey Club	65,843	51,650	-	14,193	19	14,212
1DJG29	Women's Crew Club	14,569	4,970	-	9,599	6,381	15,980
1DJG30	Tennis Club	8,007	6,189	600	2,418	4,595	7,013
1DJG31	Nordic Ski Club	125	-	-	125	1,072	1,197
1DJG32	Climbing Club	6,740	6,096	600	1,244	6,876	8,120
1DJG33	Men's Ultimate Frisbee Club	2,870	4,155	1,800	515	2,005	2,520
1DJG34	Women's Ultimate Frisbee Club	2,450	4,000	-	(1,550)	2,550	1,000
1DJG35	Rowing Spring Break Trip	23,180	3,790	-	19,390	1,093	20,483
1DJG36	Women's Hockey Club	22,331	17,855	600	5,076	21,010	26,086
1DJG38	PAWS Program	2,896	17,841	-	(14,945)	27,677	12,732
1DJGSC	Campus Rec - Sport Clubs	645	-	-	645	-	645
1DJRSP	Recreation Special Events	-	-	-	-	14	14
1DJNCA	SAFO non-capital Activity	-	-	50,000	50,000	-	50,000
1DJSAF	UNH Student Activity Fee	963,289	802,559	-	160,730	654,721	815,451
IDM3EE	UNHM Student Activities	80,844	89,593	10,000	1,251	13,021	14,272
IDMINT	Sign Lang Club	-	-	-	-	1,090	1,090
TOTAL STUDENT ACTIVITY FUNDS		2,827,163	1,436,787	(1,015,406)	374,970	1,260,266	1,635,236
<u>CENTER FOR COASTAL & OCEAN MAPPING</u>							
IDZOM0	Center for Coastal & Ocean Mapping	8,835	123,471	1,008,151	893,515	3,668,025	4,561,540
TOTAL CENTER FOR COASTAL & OCEAN MAPPING		8,835	123,471	1,008,151	893,515	3,668,025	4,561,540
<u>INVESTMENTS IN INVENTORIES</u>							
IDUINV	Inventories- UNH	-	-	112,592	112,592	1,095,222	1,207,814
TOTAL INVESTMENTS IN INVENTORIES		-	-	112,592	112,592	1,095,222	1,207,814
<u>ELLIOT TRUST</u>							
IDA422	Elliot - AA Strategic Initiatives	-	-	(124,310)	(124,310)	1,281,856	1,157,546
IDA463	Teaching Excellence Award	-	-	-	-	14,205	14,205
IDC201	Alberta Johnson '32 Dance Quasi PO	880	8,859	1,434	(6,545)	28,504	21,959
IDG420	John S. Elliott Trust Escrow	616,146	-	(300,000)	316,146	1,100,457	1,416,603
IDGA25	Elliot Diversity Initiatives	793	2,904	-	(2,111)	11,543	9,432
IDGA30	McNair Scholars Program	197	167,101	166,500	(404)	8,299	7,895
TOTAL ELLIOT TRUST		618,016	178,864	(256,376)	182,776	2,444,864	2,627,640
<u>FUNDRAISING INITIATIVES</u>							
IDG404	University Advancement	239,049	(585,209)	172,015	996,273	1,846,181	2,842,454
TOTAL FUNDRAISING INITIATIVES		239,049	(585,209)	172,015	996,273	1,846,181	2,842,454
<u>CONTINGENCY FUNDS</u>							
IDB060	COLSA Contingency	-	-	-	-	2,180	2,180
IDB068	Woodlands Contingency Fund	13,735	5,404	-	8,331	34,826	43,157
TOTAL CONTINGENCY FUNDS		13,735	5,404	-	8,331	37,006	45,337
<u>IN SUPPORT OF USNH OPERATIONS</u>							

UNIVERSITY SYSTEM OF NEW HAMPSHIRE
DETAILED STATEMENT OF CHANGES IN OTHER INTERNALLY DESIGNATED FUNDS
FOR THE PERIOD ENDED JUNE 30, 2020

Fund #	Fund Name	Fiscal Year 2020				Beginning	Ending	
		Revenues	Expenditures	Transfers	Net Change	Fund Balance 6/30/2019	Fund Balance 6/30/2020	
IDK042	IT Shared Services USNH	CIS USNH	486,712	(24,170)	(517,269)	(6,387)	597,712	591,325
IDK058	IT Shared Services UNH GSC	SHARED SERVICES UNH	-	(475,102)	(490,456)	(15,354)	706,490	691,136
	TOTAL IN SUPPORT OF USNH OPERATIONS		486,712	(499,272)	(1,007,725)	(21,741)	1,304,202	1,282,461
	IOD - RESERVES							
IDF056	IOD - reserves	IOD - reserves	(330)	365,352	329,823	(35,859)	620,010	584,151
	TOTAL IOD - RESERVES		(330)	365,352	329,823	(35,859)	620,010	584,151
	SVPR ROYALTIES							
IDRROY	SVPR Royalties	SVPR Royalties	116,702	82,411	279,486	313,777	779,062	1,092,839
	TOTAL SVPR ROYALTIES		116,702	82,411	279,486	313,777	779,062	1,092,839
	OTHER INTERNALLY DESIGNATED (<\$500K)							
ID0ADJ	UNH Int Desig Adjustments	UNH Int Desig Adjustments	-	(1,145,873)	(1,145,873)	-	-	-
IDA001	Grad Contract Courses	AA Special Programs	15,086	8,276	9,840	16,650	232,084	248,734
IDA005	NEBHE Dissertation Scholar	NEBHE Dissertation Scholar	-	-	-	-	60,007	60,007
IDA006	NSF Cost of Educ Distribution	NSF Cost of Educ Distribution	-	6,312	33,143	26,831	15,717	42,548
IDA013	VPAA Discretionary	VPAA Discretionary	-	4,348	2,000	(2,348)	65,725	63,377
IDA016	Exchange Programs	Exchange Programs	3,300	4,075	-	(775)	15,985	15,210
IDA017	Washington Internship	Washington Internship	162,870	237,756	-	(74,886)	84,239	9,353
IDA019	Foreign Study	Foreign Study	-	-	-	-	4,896	4,896
IDA033	Evaluation Expertise	Evaluation Expertise	-	-	-	-	430	430
IDA039	International Student Programming	International Student Programming	3,700	2,897	-	803	4,883	5,686
IDA040	OISS Photo Services	OISS Photo Services	622	-	-	622	3,636	4,258
IDA041	Dean of Students Discretionary	Dean of Students Discretionary	-	-	-	-	6,824	6,824
IDA065	Stonyfield Entrepreneurship Inst R	Stonyfield Entrepreneurship Inst R	-	184	-	(184)	191	7
IDA066	Carsey Center Operations	Carsey Center Operations	128,875	126,388	-	2,487	71,309	73,796
IDA074	NH Listens Facilitator Training	NH Listens Facilitator Training	2,600	6,252	5,250	1,598	899	2,497
IDA076	Cert in Community Dev Fin	Cert in Community Dev Fin	200	11	-	189	95	284
IDA194	Parent's Association Support	Parent's Association Support	-	13,778	21,000	7,222	15,809	23,031
IDA195	Summer Youth Program Fee	Summer Youth Program Fee	19,805	6,420	(1,500)	11,885	5,680	17,565
IDA196	Phi Beta Kappa Support	Phi Beta Kappa Support	-	1,200	1,200	-	-	-
IDA401	Program Reviews	Program Reviews	-	56,138	97,966	41,828	182,528	224,356
IDA460	VP Instructional	VP Instructional	-	6,768	-	(6,768)	95,399	88,631
IDA480	Honors Discovery Program	Honors Discovery Program	-	-	-	-	25	25
IDA485	AT Project Development	AT Project Development	-	20,776	(21,003)	(41,779)	136,071	94,292
IDA486	Web Solutions Project Development	Web Solutions Project Development	-	-	1,251	1,251	164,022	165,273
IDA487	McNair Scholars Program - CS	McNair Scholars Program - CS	-	122	-	(122)	-	(122)
IDAADV	UNH Pre-ADVANCE	UNH Pre-ADVANCE	-	-	(90,447)	(90,447)	103,205	12,758
IDAASP	Advancing Science Program	Advancing Science Program	-	1,342	-	(1,342)	1,852	510
IDACON	Connect Book Fund	Connect Book Fund	-	-	-	-	23	23
IDACTE	Counseling Center Case Mngmt.	Counseling Center Case Mngmt.	-	-	-	-	180,000	180,000
IDADIS	Disability Serv Student Interpreter	Disability Serv Student Interpreter	-	5,645	-	(5,645)	252,991	247,346
IDAECI	AA Electronic Campus Initiatives	AA Electronic Campus Initiatives	-	20,015	60,000	39,985	85,694	125,679
IDAGNR	NRESS Grad Educ Award	NRESS Grad Educ Award	-	-	-	-	1	1
IDAINX	Inclusive Excellence and Advance IT	Inclusive Excellence and Advance IT	-	131,877	54,073	(77,804)	254,584	176,780
IDALCT	Leitzel Center	Leitzel Center	22,070	128,525	113,218	6,763	166,314	173,077
IDALDR	Leadership Training	Leadership Training	-	-	-	-	54,861	54,861
IDALMS	Learning Management Systems	Learning Management Systems	-	21,051	-	(21,051)	283,172	262,121
IDALRV	Leitzel Ctr - Varner CoRE	Leitzel Ctr - Varner CoRE	-	-	-	-	2	2
IDAMPA	MPA Prof Assoc Conferences	MPA Prof Assoc Conferences	-	-	-	-	1,133	1,133
IDANPR	VPAA Provost Transtion Fund	VPAA Provost Transtion Fund	-	-	-	-	4,470	4,470
IDAOSP	Outreach Scholars Program	Outreach Scholars Program	-	-	-	-	35,099	35,099
IDAOTP	Outreach Institutional Partnerships	Outreach Institutional Partnerships	-	-	-	-	43,678	43,678
IDAPOW	Powwow Fund	Powwow Fund	-	-	-	-	36	36
IDARVA	PI Ruth Varner	PI Ruth Varner	-	40	1,861	1,821	489	2,310
IDASMF	Sustainable Microenterprise Fin. Fd	Sustainable Microenterprise Fin. Fd	1,265	5,127	-	(3,862)	3,862	-
IDASPE	Sustainability-SIMAP Program Expens	Sustainability-SIMAP Program Expens	63,890	61,534	11,531	13,887	16,097	29,984
IDASPP	Sustainability Gold to Platinum	Sustainability Gold to Platinum	250	136,957	136,607	(100)	-	(100)
IDASTR	Student/Enrmt. Services Integration	Student/Enrmt. Services Integration	-	28,290	-	(28,290)	28,290	-
IDASUS	Sustainability Conferences	Sustainability Conferences	58,206	55,048	-	3,158	12,976	16,134
IDATCO	PI Catherine Overson	PI Catherine Overson	-	-	-	-	632	632
IDAURC	Undergrad Research Conference	Undergrad Research Conference	-	-	-	-	1,634	1,634
IDB007	Farm Residences	Farm Residences	62,450	69,827	-	(7,377)	86,579	79,202
IDB009	TSAS Greenhouse	TSAS Greenhouse	-	-	-	-	64,916	64,916
IDB021	Nr Woodlands Program	Nr Woodlands Program	-	117,766	121,182	3,416	-	3,416
IDB027	Diagnostic Services-insects	Diagnostic Services-insects	790	896	-	(106)	2,598	2,492
IDB033	Ts Equine Events	Ts Equine Events	-	21	-	(21)	4,526	4,505
IDB037	Project Smart	Project Smart	-	3,388	-	(3,388)	4,351	963
IDB039	Career Mobility - med Tech	Career Mobility - med Tech	-	-	-	-	2,458	2,458
IDB043	Water Quality Analysis Lab	Water Quality Analysis Lab	18,300	47,353	(1,190)	(30,243)	95,963	65,720
IDB045	Therapeutic Riding Program	Therapeutic Riding Program	6,305	8,253	-	(1,948)	6,314	4,366
IDB046	Animal Control/Humane Academy	Animal Control/Humane Academy	-	1,000	-	(1,000)	3,597	2,597
IDB048	NH Veterinary Diagnostic Laboratory	NH Veterinary Diagnostic Laboratory	979,463	1,076,196	-	(96,733)	199,321	102,588
IDB050	Jones Sample Analysis	Jones Sample Analysis	19,370	17,829	-	1,541	35,010	36,551
IDB051	Cream Program	Cream Program	1,405	-	-	1,405	5,029	6,434
IDB052	Seagrass Lab	Seagrass Lab	-	2,552	-	(2,552)	5,620	3,068
IDB053	Information Technology Award	Information Technology Award	-	-	-	-	829	829
IDB058	Hubbard Genomics Center	Hubbard Genomics Center	-	1,926	-	(1,926)	65,882	63,956
IDB059	NREN Organizations & Events	NREN Organizations & Events	-	-	-	-	1,367	1,367
IDB062	Genomics Service Center	Genomics Service Center	129,187	187,192	57,889	(116)	-	(116)
IDB065	Center for Freshwater Biology	Center for Freshwater Biology	-	-	-	-	2,736	2,736
IDB070	Vehicle Replacement - Thompson Sch	Vehicle Replacement - Thompson Sch	-	(260)	-	260	56,304	56,564
IDB071	Farm Vehicle&Equipment Replacement	Farm Vehicle&Equipment Replacement	-	-	-	-	716	716
IDB079	ANFS Equipment Replacement	ANFS Equipment Replacement	-	-	-	-	17,001	17,001
IDB080	Nutrition Lab Equip Replacement	Nutrition Lab Equip Replacement	-	-	-	-	1,700	1,700
IDB085	Culinary Arts Program	Culinary Arts Program	-	-	-	-	4,729	4,729
IDB086	Biological Sciences Equipment Fund	Biological Sciences Equipment Fund	-	-	2,626	2,626	96,217	98,843
IDB087	MCBS Equipment Fund	MCBS Equipment Fund	-	-	-	-	91,540	91,540

UNIVERSITY SYSTEM OF NEW HAMPSHIRE
DETAILED STATEMENT OF CHANGES IN OTHER INTERNALLY DESIGNATED FUNDS
FOR THE PERIOD ENDED JUNE 30, 2020

Fund #	Fund Name	Fiscal Year 2020				Beginning	Ending
		Revenues	Expenditures	Transfers	Net Change	Fund Balance 6/30/2019	Fund Balance 6/30/2020
1DB088	Nat Resource & Env Equip Fund					141,570	141,570
1DB098	Thompson School Equip Replacement					102,541	102,541
1DB100	Dean's Discretionary Fund - COLSA	300	9,765		(9,465)	316,304	306,839
1DB102	Women & STEM					211	211
1DB404	BINAX/REM PROJECTS		1,049		(1,049)	1,471	422
1DB421	NHDVL Equipment Fund					543	543
1DB422	Poultry Exp Education Program	420			420	360	780
1DB425	North American Moose		1,066		(1,066)	2,153	1,087
1DB429	River Herring - Berlinsky					4,496	4,496
1DB436	Asbjornsen Vehicle Fund						
1DB438	Chu Instrumentation Center	3,005	20,090		(17,085)	21,312	4,227
1DB440	CoRE PRP 2017-2018 Andrade					52	52
1DB441	CoRE PRP 2017-2018 Asbjornsen		356		(356)	713	357
1DB444	Brewery Program Services	4,615	5,316		(701)	3,807	3,106
1DB445	Brown Molecular Analytics	3,273	1,969		1,304	197	1,501
1DB447	Guerdat Vehicle Fund		2,236	2,236			
1DB448	CoRE 2019-20 Poleatewich		14,642	28,646	14,004		14,004
1DB449	CoRE 2019-20 Plachetzki			15,000	15,000		15,000
1DB450	Smith Vehicle Fund		(214)		214		214
1DB451	CoRE 2020-21 Elsawa		4,079	30,000	25,921		25,921
1DB452	Rowe Vehicle Fund		33	33			
1DB600	STEM Initiatives					26,744	26,744
1DB700	COLSA Equip Replacement & R&R		15,549		(15,549)	220,864	205,315
1DC007	Project Search	35,250	33,068		2,182	5,087	7,269
1DC014	Family Violence Research Confe	(100)	13,340	12,454	(986)	986	
1DC020	Replication Study On Violence					754	754
1DC021	UNH Survey Center	1,380	(14,574)	(25,202)	(9,248)	9,220	(28)
1DC035	Literacy Lab					22,380	22,380
1DC044	Summer Youth Music School	265,965	271,450		(5,485)	9,358	3,873
1DC045	Clark Terry/UNH Festival	380	1,674		(1,294)	4,154	2,860
1DC046	Theater Resources for Youth	20,034	18,579		1,455	3,350	4,805
1DC054	Piano Extension Program	20,703	16,719		3,984	16,841	20,825
1DC058	Family Research Lab		108,366	145,086	36,720	10,022	46,742
1DC063	COLA Non-Cap Small Projects		21,362	19,341	(2,021)	12,059	10,038
1DC064	Composition Pgm Royalties Fund		9,254	8,876	(378)	23,674	23,296
1DC068	The Confucius Institute		2,692		(2,692)	4,567	1,875
1DC073	Int'l Conference on Social Stress	1,100	1,500		(400)	14,210	13,810
1DC078	Future Leaders Institute Camp					3,982	3,982
1DC079	Power Play Interactive Theatre	87,436	110,888		(23,452)	59,841	36,389
1DC081	Marching Band Student Programs	188,044	178,171		9,873	87	9,960
1DC086	Art Camp	19,740	17,522		2,218	29,415	31,633
1DC087	Writer's Academy	47,110	39,840		7,270	40	7,310
1DC088	Theatre Camp	36,825	39,517		(2,692)	22,447	19,755
1DC089	Music Community Outreach	39,041	45,114		(6,073)	9,022	2,949
1DC090	Bringing in the Bystander			(2,071)	(2,071)	2,071	
1DC091	Education Initiatives		18,452		(18,452)	62,318	43,866
1DC094	Literacy Center Programs	6,035	(616)		6,651	10,575	17,226
1DC095	NE Council Latin American Studies	6,349	4,824		1,525	2,608	4,133
1DC099	CoRE 2020-2021 Silva			30,000	30,000		30,000
1DC184	Alfred&Sallie Lambertson Quasi Payout		10,840	8,818	(2,022)	29,500	27,478
1DC232	Italian Studies Quasi Payout		5,719	4,417	(1,302)	18,351	17,049
1DCECS	Eighteenth Century Studies Journal	30,000	75,611	50,000	4,389	22,802	27,191
1DCEVW	Ending Violence/Women on Campus		(287)	(287)			
1DCFDR	COLA Faculty Desktop		52,477	50,000	(2,477)	5,459	2,982
1DCFVT	Fox Valley Technical College	141,328	141,684		(356)	258	(98)
1DCITL	COLA IT Lab Fund		46,863	57,415	10,552	90,637	101,189
1DCLPD	COLA Lecturer Pedagogical Dev Fund		9,741	9,741			
1DCMER	Music Equip Maintain/Replace		60,206	50,000	(10,206)	100,427	90,221
1DCMTR	Mock Trial Justice Studies Experien	10,125	11,375		(1,250)	2,049	799
1DCPUN	Project United Nations		982	3,200	2,218	3,672	5,890
1DCTIX	Performing Arts Box Office	12	53		(41)	7,091	7,050
1DD010	Oil Spill Response Short Course			(37)	(37)	37	
1DD013	UNHSC Equip Maintenance Fund		26,014		(26,014)	31,027	5,013
1DD020	NUMIFORM 2019 Conference		1,170		(1,170)	3,193	2,023
1DD027	WERC Contest		2,039		(2,039)	2,039	
1DD033	Earth Science Club					305	305
1DD036	Ctr for Spills in the Environment					4,630	4,630
1DD038	CEPS Career Counseling & Outreach					287	287
1DD041	Paleomagnetism Analysis (W.Clyde)	1,850	2,627		(777)	12,149	11,372
1DD043	Organic Syntheses	15,000	12,988		2,012	11,747	13,759
1DD046	Stormwater Demonstrations	23,991	31,492		(7,501)	16,459	8,958
1DD047	ICP Instrument	766	2,672		(1,906)	46,167	44,261
1DD048	Computational Mechanics Lab		(3,000)		3,000	248	3,248
1DD058	AttoM Lab		15,243	12,028	(3,215)	3,215	
1DD061	Sedimentology Lab		233		(233)	312	79
1DD062	Cosmogenic Isotope Lab		5,938		(5,938)	18,402	12,464
1DD063	UNH Civil Engineer Alumni	22,550	2,600		19,950	36,868	56,818
1DD066	Tech Camp	150,070	152,798	5,000	2,272		2,272
1DD068	CEPS Alumni Society		52		(52)	10,608	10,556
1DD069	AUI 2012					2	2
1DD072	A-Lot Monitoring - Stormwater					12	12
1DD073	Nanostructured Polymers Res Ctr	2,140	1,241		899	1,772	2,671
1DD074	Usage Fees - FPF					459	459
1DD075	UCIRC		21,257		(21,257)	42,119	20,862
1DD076	CAMMI		3,014		(3,014)	9,447	6,433
1DD078	JOAMC Services	17,495	933		16,562	31,598	48,160
1DD079	CoRE IWG 2017-18					1,190	1,190
1DD080	CoRE IWG 2017-18 - Bauer		990		(990)	3,773	2,783
1DD081	CoRE IWG 2017-2018					5,475	5,475
1DD083	CoRE PRP 2017-2018 - Kinsey						

UNIVERSITY SYSTEM OF NEW HAMPSHIRE
DETAILED STATEMENT OF CHANGES IN OTHER INTERNALLY DESIGNATED FUNDS
FOR THE PERIOD ENDED JUNE 30, 2020

Fund #	Fund Name	Fiscal Year 2020				Beginning	Ending
		Revenues	Expenditures	Transfers	Net Change	Fund Balance 6/30/2019	Fund Balance 6/30/2020
IDD087	CoRE PRP 2019-2020 - Halpern	-	29,896	30,000	104	-	104
IDD088	CoRE PRP 2019-2020 - Begum	-	19,539	30,000	10,461	-	10,461
IDD089	CoRE PRP 2019-2020 - Kim	-	14,376	30,000	15,624	-	15,624
IDD091	Geology Journal	9,000	-	-	9,000	-	9,000
IDD092	CoRE: UV Disinfection COVID-19	-	10,613	30,000	19,387	-	19,387
IDD093	CoRE: Rapid Survey Tool SARS-CoV-2	-	8,821	30,000	21,179	-	21,179
IDD094	CoRE: Inhibit enzyme - COVID-19	-	10,589	30,000	19,411	-	19,411
IDD172	Harold Warren Quasi (Chemistry) PO	-	-	7,333	7,333	25,029	32,362
IDD316	Chemistry Stockroom	30,646	49,078	-	(18,432)	18,856	424
IDD406	EPIC Summer Camp	19,125	19,624	-	(499)	577	78
IDD407	MDPI Travel Fund	-	1,366	-	(1,366)	2,810	1,444
IDD408	OE Wave Tank	22,000	13,189	-	8,811	17,082	25,893
IDDENV	CEPS Environmental Engineering	-	21,994	48,559	26,565	1,562	28,127
IDDKEI	Chemical Engr Internally Designated	3,233	2,399	-	834	18,527	19,361
IDE002	Marketing Projects	9,500	723	1,000	9,777	5,677	15,454
IDE004	Decision Science Entrepreneur Intrn	13,550	17,254	-	(3,704)	4,195	491
IDE005	Post Tenure Fac Development	-	6,833	-	(6,833)	43,228	36,395
IDE337	Rosenberg Franchise Center	-	37,912	38,550	638	39	677
IDE357	Gourmet Dinner	9,560	9,560	-	-	8	8
IDE3FP	Executive Programs Liquor	-	-	-	-	101	101
IDE500	Inquiry Course Program	-	-	-	-	58,143	58,143
IDE550	Social Venture Innovation Challenge	-	-	-	-	812	812
IDE700	Venkatachalam Undergrad Resrch Fund	-	-	-	-	62,563	62,563
IDE800	PAUL Discretionary Fund	-	-	-	-	7,712	7,712
IDE900	Associate Dean Support Fund	-	-	-	-	4,146	4,146
IDEHSP	Hospitality Sponsorship Fund	2,542	2,600	-	(58)	11,930	11,872
IDESP	Spark Program	26,950	24,632	(2,403)	(85)	85	-
IDF001	Cardiac Rehab	10,098	8,520	-	1,578	10,318	11,896
IDF002	Outdoor Pursuits	8,650	8,112	-	538	3,872	4,410
IDF004	Scuba Program	-	-	-	-	115	115
IDF009	Community Testing	220	90	-	130	12,239	12,369
IDF011	Fireside Program	-	-	-	-	634	634
IDF012	Sports Studies	-	-	-	-	204	204
IDF016	Kinesiology Workshop/Conf	-	10,317	-	(10,317)	100,987	90,670
IDF017	Social Work Workshop/Conf	7,815	6,423	-	1,392	41,748	43,140
IDF018	Occupational Therapy Workshop	2,610	9,384	5,712	(1,062)	83,477	82,415
IDF019	RMP Workshop/Conference	27,500	25,028	-	2,472	119,882	122,354
IDF020	CD Workshop/Conference	-	2,265	-	(2,265)	75,454	73,189
IDF021	Nursing Workshop/Conference	-	1,155	-	(1,155)	91,390	90,235
IDF022	Family Studies Conference/Workshop	-	11,893	-	(11,893)	81,507	69,614
IDF023	HMP Workshop/Conferences	1,935	41	-	1,894	55,645	57,539
IDF025	Fac/Staff fitness	-	17,950	20,000	2,050	37,743	39,793
IDF027	IOD Training Workshops	-	4,418	1,365	(3,053)	15,438	12,385
IDF029	Northeast Passage Fee Income	260,100	503,336	215,000	(28,236)	42,910	14,674
IDF031	IHPP	20,941	286,407	403,632	138,166	174,847	313,013
IDF032	Healthy UNH	-	182,955	195,000	12,045	490,392	502,437
IDF033	Medicaid Claiming	48,152	96,281	-	(48,129)	51,327	3,198
IDF035	START	2,642,035	2,663,947	-	(21,912)	359,324	337,412
IDF036	Center on Aging & Community Living	8,930	19,722	-	(10,792)	18,177	7,385
IDF037	Center for Inclusive Education	20,560	10,611	-	9,949	2,503	12,452
IDF039	RENEW	756,598	723,338	-	33,260	154,583	187,843
IDF040	CSDC Conferences and Workshops	-	-	-	-	13,898	13,898
IDF044	Assistive Technology	14,335	3,362	-	10,973	36,518	47,491
IDF046	CACL Center Evaluation	-	-	-	-	40	40
IDF050	Seacoast Clinic	-	773	-	(773)	3,838	3,065
IDF058	CoRE Risk & Resilience	-	488	30,000	29,512	-	29,512
IDG018	Council of Presidents	-	4,660	-	(4,660)	110,500	105,840
IDG024	Business Services Equip Replacement	100	(292)	5,000	5,392	31,086	36,478
IDG025	Comm Equity Diversity Equip Replmnt	-	1,183	-	(1,183)	21,732	20,549
IDG026	UNH Campus Climate Survey	-	25,914	25,914	-	-	-
IDG027	Human Resources Equipmnt Replacmn	-	7,770	-	(7,770)	33,818	26,048
IDG028	Central Admin BSC Equipmnt Replacmn	-	8,008	5,000	(3,008)	34,879	31,871
IDG029	Veterans Affair Reporting Fee	7,155	-	-	7,155	2,344	9,499
IDG403	VPFA Discretionary Fund	-	-	-	-	1,815	1,815
IDG447	UNH Communications Summit	-	805	-	(805)	805	-
IDG454	NAGPRA	-	24,608	15,000	(9,608)	40,054	30,446
IDGA38	NH Statewide Summit	-	-	-	-	119	119
IDGAFD	Affirmative Action Diversity Fund	-	-	-	-	203	203
IDGBSC	121 Tech Dr, Suite 111 - Operating	-	1,127	2,000	873	1,405	2,278
IDGMOS	MOSDEF: Men of Strngth Div Educ Fam	-	-	-	-	109	109
IDGNAL	NALA	-	4	-	(4)	4	-
IDGPD2	Dive and Deliver (CED initiative)	-	206	20,000	19,794	-	19,794
IDH101	UNHL Clinic Improvements	-	-	-	-	1,905	1,905
IDH103	UNHL DWS Programing	-	-	650	650	-	650
IDH310	UNHL Dean's Discretionary Fund	-	7,646	8,559	913	262	1,175
IDH311	Law Library Improvements	-	-	160,000	160,000	-	160,000
IDH410	Student Accommodation	-	-	2,500	2,500	-	2,500
IDH430	UNHL - Craig Fellowships	-	-	-	-	2,582	2,582
IDH450	International Recruitment-Law	-	43,343	-	(43,343)	62,829	19,486
IDH530	UNHL Merch	4,389	7,838	5,000	1,551	-	1,551
IDH53A	Law IT Equipment Replacement	-	-	467,888	467,888	-	467,888
IDH53B	Law Audio-Video Equip Replacement	-	-	125,854	125,854	-	125,854
IDH53C	Law Furniture and Fixtures	-	-	260,732	260,732	-	260,732
IDHWIP	WIPO-Franklin Pierce IP Summer Inst	-	-	-	-	49,381	49,381
IDJ163	Dairy Club	617	992	-	(375)	2,874	2,499
IDJ174	Oxfam UNH	-	-	-	-	175	175
IDJ209	Active Minds UNH	-	-	-	-	2,142	2,142
IDJ291	Lambda Chi Alpha	58	-	-	58	1,159	1,217
IDJ292	Xi Sigma Pi	247	872	-	(625)	1,438	813
IDJ293	Geocaching Club	-	-	-	-	69	69

UNIVERSITY SYSTEM OF NEW HAMPSHIRE
DETAILED STATEMENT OF CHANGES IN OTHER INTERNALLY DESIGNATED FUNDS
FOR THE PERIOD ENDED JUNE 30, 2020

Fund #	Fund Name	Fiscal Year 2020				Beginning	Ending
		Revenues	Expenditures	Transfers	Net Change	Fund Balance 6/30/2019	Fund Balance 6/30/2020
IDJG37	Outdoor Equipment		829		829	4,524	5,353
IDL003	Small Workshops		-		-	19,299	19,299
IDL004	Bookstore		-		-	65,690	65,690
IDLG01	URI Library School Account		-	1,727	(1,727)	16,101	14,374
IDL MUS	Museum Surplus Fund		-		-	112	112
IDL PGE	Ralph Page Dance Event		710	713	(3)	232	229
IDL SPC	Special Collections		5,162	251	11,208	16,119	10,001
IDL STE	Library Strategic Investment		-		638,724	638,724	500,603
IDL VAN	Library Vehicle Replacement		-		59,355	59,355	-
IDM3FX	Alumni		-		-	291	291
IDM3MD	Dean's Discretionary Fund		-	1,799	(1,799)	2,883	1,084
IDM BIC	BIC Incubator		-	19	(19)	-	(19)
IDM DMC	Design-Make-Code		-		-	1,882	1,882
IDM ESP	Engagement STEM Partnerships		-		-	7,027	7,027
IDM ITR	IT Reserve		-		-	1,364	1,364
IDM OUT	Outreach Scholarship Grants		-		-	683	683
IDM SDL	STEM Discovery Lab		-	8,768	8,768	-	-
IDM STE	STEM Evaluation		-		-	7,078	7,078
IDM STP	UNHM Strategic Planning (Huron)		-		-	3,125	3,125
IDP001	UNH Police Drug Forfeiture		-	1,482	(1,482)	33,342	31,860
IDP002	Federal Drug Forfeiture-DOJ		11,861	10,668	1,193	3,414	4,607
IDP003	UNH Police Dispatch Equipment Repl		-	51,379	75,000	23,621	103,811
IDP004	HRC Surge Facility		366,965	286,308	80,657	-	80,657
IDP007	UPD Radio Infrastructure Upgrade		-	88,754	315,640	226,886	-
IDP019	UNH COVID-19 Fund		-	2,066,843	(2,066,843)	-	(2,066,843)
IDPEQP	Police Equip & Supply Replacement		-	31,841	75,000	43,159	28,523
IDR001	VP Research Discretionary		-	827	1,000	173	566
IDR005	Patent Support Costs		33,425	21,056	100,279	112,648	107,389
IDR007	Royalties Receipts		-		-	4,280	4,280
IDR090	Bringing in the Bystander		-	18,330	33,071	14,741	-
IDR098	uSafeUS		10,500	851	9,649	-	9,649
IDRCDM	RCC Data Management		-	3,448	3,448	-	-
IDRCEM	CEMS Platform		-	92,341	92,341	-	-
IDRCOR	CoRE Awards		-	130,426	130,281	(145)	-
IDREDG	The Edge @ UNH		-	266,587	300,000	33,413	-
IDREHL	OEHS Legacy HazMat - Spaulding		-		-	32,760	32,760
IDREHM	EH&S Emergency Mitigation Fund		-	72,309	74,709	2,400	20,635
IDREHS	Environmental Legal Settlements		-	3,681	-	(3,681)	3,681
IDRIOC	UNH Connectivity Center		-	11,368	11,368	-	-
IDRNIH	Up2NIH Research Development Program		-	44,761	44,761	-	-
IDRNSF	Making Your NSF-Forts Count		-	262	(262)	1,532	1,270
IDRPRC	Prevention Innovation Research Ctr		4,710	172,227	222,456	54,939	227,560
IDRSCH	Scholars at UNH		-	273,497	273,497	-	-
IDRUSI	UIC Stable Isotope		7,112	43,689	30,096	(6,481)	6,085
IDS023	Friends of Skiing		-		-	30,319	30,319
IDS051	Friends of Field Hockey		-		26,656	26,656	-
IDS057	Friends of Women's Volleyball		-		55,260	55,260	-
IDS DIS	Athletic Dir Discretionary Fnd		-	1,010	5,000	3,990	1,982
IDS HOC	Hockey Discretionary Fund		-		-	15,665	15,665
IDS SF1	Production Control Room Expansion		-		-	102	102
IDU001	Int Designated Bud-Proj Adjs		-		598,431	598,431	(8,935,509)
IDU005	Executive Search Funds		-	1,707	50,000	48,293	44,049
IDU012	Downtown Durham Dev Consulting		-	24,074	24,074	-	-
IDU321	William Wade Perkins Quasi Payout		5,732		5,732	15,801	21,533
IDU322	Genevieve Clark-Internat'l Studies		26,041	20,000	6,041	85,987	92,028
IDUARA	UNH Acad & Admn Resource Assessment		-	698,966	698,966	-	-
IDUIFB	UNH IFB Balances		-		(64,820,086)	(64,820,086)	(64,820,086)
IDWEMD	Enrollment Mgt Discretionary		-	406	(406)	1,020	614
IDWFAO	Financial Aid Projects		-		-	50,001	50,001
IDWINT	International Initiatives		-	96,402	96,275	(127)	16,570
IDX2AD	Coop Ex Administration		1,129	2,961	(5,338)	(7,170)	50,424
IDX2AQ	Extnesion Fisheries Training		-	2,562	(2,562)	14,193	11,631
IDX2AT	Agriculture Training		750	449	301	817	1,118
IDX2BI	Natural Resources Business Institut		5,525	4,744	781	9,014	9,795
IDX2CC	Community Conservation Prgm		-		-	6,248	6,248
IDX2DG	Extension Diagnostic Services		2,548	1,171	1,377	43,929	45,306
IDX2EG	Greenhouse and Floriculture		-	148	(148)	2,329	2,181
IDX2FD	NH 4-H Foundation		2,482	1,268	1,214	2,925	4,139
IDX2FS	Food Safety Program		45,307	57,591	(12,284)	19,218	6,934
IDX2FT	Forestry Training		5,879	3,865	2,014	1,250	3,264
IDX2GB	Coastal Research Volunteer Program		-	250	(250)	275	25
IDX2HM	Holistic Management Program		-	60	(60)	7,347	7,287
IDX2IP	IPM News		-		-	3,197	3,197
IDX2LL	Lakes Lay Monitoring Prog		54,476	50,039	4,437	57,710	62,147
IDX2NT	Coop Ext-Nutrition Training		-	3,331	(3,331)	3,420	89
IDX2PB	CE Publication Center		1,977	1,057	920	18,953	19,873
IDX2PC	Peterson Cruise		665	1,355	(690)	2,497	1,807
IDX2SA	Soil Analysis Information System		34,536	41,092	(6,556)	31,633	25,077
IDX2SP	Youth and Family		-	170	(170)	469	299
IDX2TA	Military Youth & Family Program		-		-	265	265
IDX2XQ	Water Quality Training		928	6,212	(5,284)	17,082	11,798
IDXBK	Belknap County		-	54	(54)	44,149	44,095
IDXCAN	Agriculture & Natural Res Business		6,013	2,550	3,463	722	4,185
IDXCED	Community Development		17,813	25,799	(7,986)	13,481	5,495
IDXCEG	Ocean Engineering		-		-	302	302
IDXCET	Economic Development		-	2,032	(2,032)	3,028	996
IDXCNS	Citizen Science		200	599	(399)	1,291	892
IDXCRL	Carroll County		-	226	(226)	885	659
IDXCSR	Cheshire County		403	38	365	1,332	1,697
IDXCTR	NH Statewide Rail Trail Plan		8,108	13,672	5,338	(226)	(226)

UNIVERSITY SYSTEM OF NEW HAMPSHIRE
DETAILED STATEMENT OF CHANGES IN OTHER INTERNALLY DESIGNATED FUNDS
FOR THE PERIOD ENDED JUNE 30, 2020

Fund #	Fund Name	Fiscal Year 2020				Beginning	Ending
		Revenues	Expenditures	Transfers	Net Change	Fund Balance 6/30/2019	Fund Balance 6/30/2020
1DXCYF	Youth Families & Communities					1	1
1DXDFB	Double Up Food Bucks					-	1,260
1DXDVC	AV Farm to School	4,794	3,534		1,260	-	1,260
1DXEDC	Education Center and Info Line	-	2,171	3,000	829	-	829
1DXFAH	Dairy, Livestock and Forage Crops	305	172		133	5,404	5,537
1DXFAS	4-H Animal Science Programs	3,453	4,192		(739)	2,588	1,849
1DXFDP	Food and Ag Programs	16,303	14,309		1,994	3,748	5,742
1DXFFS	Food Safety	12,347	10,460		1,887	7,700	9,587
1DXFFV	Fruit & Vegetable Crop Production	-	-		-	471	471
1DXFJE	NRS & MG Joint Cont Ed Committee	10,079	4,776		5,303	6,664	11,967
1DXFLG	Landscape & Greenhouse Horticulture	490	3,908		(3,418)	3,934	516
1DXFMG	NH Master Gardener Alumni Assoc.	13,590	13,289		301	15,571	15,872
1DXFSS	NH 4-H Shooting Sports	4,013	7,203		(3,190)	9,414	6,224
1DXFTL	4-H Teen Leadership Programs	8,234	328		7,906	812	8,718
1DXGFT	Grafton County	13,784	14,880		(1,096)	2,264	1,168
1DXHLB	Hillsborough County	-	(117)		117	2,847	2,964
1DXMRK	Merrimack County	-	294		(207)	1,662	1,455
1DXMTA	Multi-trophic Aquaculture	-	-		-	1,456	1,456
1DXNCN	Communities & Natural Resources	1,400	3,476		(2,076)	3,027	951
1DXNFR	Forest Resources	(60)	4,422		(4,482)	21,989	17,507
1DXNGM	Nature Groupie Merchandise	5	-		5	-	5
1DXNRS	Natural Resources Stewards	6,230	6,440		(210)	10,163	9,953
1DXNWF	Fisheries and Aquaculture	1,000	1,349		(349)	3,028	2,679
1DXPST	Pesticide Applicator Training	78,361	58,714		19,647	96,361	116,008
1DXRCK	Rockingham County	-	226		(226)	7,656	7,430
1DXSLV	Sullivan County	-	-		-	844	844
1DXSSP	Saving Special Places	(140)	11,305		(11,445)	26,021	14,576
1DXSTF	Strafford County	-	-		-	27	27
1DXSWC	Stormwater Center	-	-		-	8,595	8,595
1DXYFH	4-H Youth Development	16,391	14,771		1,620	997	2,617
1DXYHL	Healthy Living & Nutrition Ed	2,300	2,494	(500)	(694)	4,759	4,065
1DXYPL	Child, Youth & Family Resiliency	-	2,072		(2,072)	4,870	2,798
1DXYSL	Science Literacy	325	1,741		(1,416)	8,331	6,915
1DXYTA	Rockingham County WS	-	-		-	-	-
1DXYTP	Afterschool Programs	2,975	1,266		1,709	7,647	9,356
1DZ037	Shallow Water Survey Conference	-	-		-	15,620	15,620
1DZ360	Marine Program Pier	21,875	4,155		17,720	88,518	106,238
1DZAMB	Coastal & Ocean Technology Programs	619	(1,495)		2,114	6,058	8,172
1DZAMC	AMAC Service Center	40,800	11,558		29,242	141,738	170,980
1DZARC	Geographic Information Systems(GIS)	-	299		(299)	9,196	8,897
1DZASB	IPY Outreach	-	-		-	155	155
1DZCB0	CBASS Recharge	-	-		-	1,451	1,451
1DZDIS	EOS Discretionary	-	-		-	-	-
1DZFRM	EOS Freezer Repair and Maintenance	-	47	300	253	177	430
1DZFWW	Forest Watch Workshops	-	-		-	59	59
1DZGSR	Gulf Surveyor Rates	15,580	15,672		(92)	6,511	6,419
1DZMAC	SSC Machine Shop	-	141,257	141,203	(54)	-	(54)
1DZMCB	SUGAR KELP - MICHAEL CHAMBERS	1,553	294		1,259	30	1,289
1DZMSA	Marine School Administration	1,805	30,497	(7,889)	(36,581)	40,818	4,237
1DZMSB	Small Boat Repair and Replacement	5,576	(3,832)		9,408	13,230	22,638
1DZMSC	Coastal Marine Laboratory	-	1,821		(1,821)	10,561	8,740
1DZMSD	SMSOE Diving Program	7,600	8,751		(1,151)	13,629	12,478
1DZMSE	CARE Education	-	4,025		(4,025)	43,905	39,880
1DZMSG	Gulf Challenger Operations	46,332	93,275		(46,943)	74,932	27,989
1DZMSL	Shoals Marine Lab Director	-	407	1,126	719	46,838	47,557
1DZMSM	SHOALS MARINE LAB ACTIVITIES	1,300	10,953		(9,653)	13,478	3,825
1DZMSV	SMSOE Vehicles	1,175	1,515		(340)	340	-
1DZSAB	Sea Grant Publication Activity	-	-		-	3,430	3,430
1DZSMS	Shoals Marine Laboratory Store	15,389	16,793		(1,404)	8,860	7,456
1DZSPC	Paul Chair Salary Offset	-	119,671	119,685	14	-	14
1DZSTM	STEM Initiative	-	-		-	49,303	49,303
1DZWKS	CCOM JHS Workshops	-	-		-	1,193	1,193
	Subtotal without Affiliated Entities	7,908,961	13,644,622	(58,274,342)	(64,010,003)	1,844,962	(62,165,041)
4DFADJ	UNHF Int Desig Adjustments	-	(8,557)	(8,557)	-	-	-
4DG070	UNH Foundation/Fundraising	2,496,361	4,097,218	2,305,542	704,685	1,215,290	1,919,975
4DG170	UNHF Internally Designated	19,447	286,968	(44,606)	(312,127)	427,947	115,820
	TOTAL OTHER INTERNALLY DESIGNATED (<\$500K)	10,424,769	18,020,251	(56,021,963)	(63,617,445)	3,488,199	(60,129,246)
TOTAL UNIVERSITY OF NEW HAMPSHIRE		20,063,006	27,449,871	(48,369,368)	(55,756,233)	60,536,488	4,780,255

PLYMOUTH STATE UNIVERSITY

FACULTY SUPPORT (INCLUDING F&A RETURN)

6DAACJ	INDC-ASC-Jason Cordeira		376	(6,505)	(6,881)	6,881	-
6DAAHE	INDC-ASC Hoffman, Eric		-	(2,199)	(2,199)	2,199	-
6DAAKE	INDC-ASC-E Kelsey		-	(203)	(203)	203	-
6DAAMS	INDC-ASC-Samuel Miller		971	(2,066)	(3,037)	3,037	-
6DAASC	INDC-XD-Meteorology		3,512	(3,474)	(6,986)	6,986	-
6DABCC	INDC-Biology-Chabot		419	(13,972)	(14,391)	14,391	-
6DABIO	INDC-Dept Biological Sciences		-	(21,474)	(21,474)	21,474	-
6DACFD	Indir Cost Share-Res&Innov 001		11	(34)	(45)	45	-
6DACFE	Indir Cost Share-Res&Innov	1,752	12,820	(8,179)	(19,247)	18,983	(264)
6DACFG	Indir Cost Share-Res&Innov 002		483	(598)	(1,081)	1,081	-
6DACFL	Indir Cost Share-Res&Innov 003		-	(312)	(312)	312	-
6DACRP	Indir Cost Share-Res&Innov 006		3,792	(10,613)	(14,405)	14,405	-
6DACRS	Indir Cost Share-Res&Innov 007		-	(284)	(284)	284	-
6DACVA	Indir Cost Share-Res&Innov 009		-	(1,837)	(1,837)	1,837	-
6DAEEB	Indir Cost Share-Res&Innov 010		-	(425)	(425)	425	-
6DAEPM	INDC-Cntr for Env-Pruyn, M		390	(2,627)	(3,017)	3,017	-

UNIVERSITY SYSTEM OF NEW HAMPSHIRE
DETAILED STATEMENT OF CHANGES IN OTHER INTERNALLY DESIGNATED FUNDS
FOR THE PERIOD ENDED JUNE 30, 2020

Fund #	Fund Name	Fiscal Year 2020				Beginning	Ending		
		Revenues	Expenditures	Transfers	Net Change	Fund Balance 6/30/2019	Fund Balance 6/30/2020		
6DAF02	Agrotopias: Popul Control and Sust		Doherty RAC	-	5,058	5,058	-	-	-
6DAF03	Breast Cancer Survivorship Program		King RAC	-	4,878	4,170	(708)	708	-
6DAF04	Local Land Use Plan & Conservation		Cordeira RAC	-	4,196	4,196	-	-	-
6DAF05	Cannabis Tourism in Las Vegas		Carrier FY19 RAC	-	2,814	2,720	(94)	94	-
6DAF06	Watershed Approaches to DDT		Doner FY19 RAC	-	3,918	(4,584)	(8,502)	8,502	-
6DAF07	Nutrition Trans of Rur-Urb Linkages		Nutrition Trans of Rur-Urb Linkages	-		(288)	(288)	288	-
6DAF08	Montane Mexico and Central America		Jolles FY19 RAC	-	7,463		(7,463)	7,463	-
6DAF09	English-Learner Teacher Advocacy		English-Learner Teacher Advocacy	-	5,058	5,058	-	-	-
6DAFRF	Mt Washington Observatory Position		Mt Washington Observatory Position	56,353	56,792		(439)	-	(439)
6DAHAI	INDC Health & Human Enrich INBRE		INDC Health & Human Enrich INBRE	-	650	(282)	(932)	932	-
6DAHHP	INDC-Dept-HHP		INDC-Dept-HHP	-		(1,962)	(1,962)	1,962	-
6DAHJD	Center for Active Living		Center for Active Living	-		(4,054)	(4,054)	4,054	-
6DAHPK	INDC-HHP-M King		INDC-HHP-M King	-		(3,175)	(3,175)	3,175	-
6DAINA	Instrumental Activities		Instrumental Activities	10,433	8,150	(2,283)	-	-	-
6DAINB	INDC-INBRE Admin		INDC-INBRE Admin	-	2,079	(13,387)	(15,466)	15,468	2
6DAIND	INDC-Provost Office		INDC-Provost Office	-		(76,077)	(76,077)	76,077	-
6DARAB	INDC-CRP-Benoni Amsden		INDC-CRP-Benoni Amsden	-		(3)	(3)	3	-
6DAXDI	INDC Exploration & Discovery INBRE		INDC Exploration & Discovery INBRE	-	1,327	100	(1,227)	1,227	-
6DARGT	INDC-CRP-Guldbrandson T		INDC-CRP-Guldbrandson T	-		(137)	(137)	137	-
	TOTAL FACULTY SUPPORT (INCLUDING F&A RETURN)			68,538	125,157	(159,732)	(216,351)	215,650	(701)
	STRATEGIC INITIATIVES								
6DFMP1	Special Projects		Special Projects	336,218	90,694	(1,524,572)	(1,279,048)	2,257,801	978,753
6DGOFC	One-time Carry Forwards		One-time Carry Forwards	-	1,719	1,563	(156)	-	(156)
6DGONE	One-time Expenses		One-time Expenses	-	181,391	179,827	(1,564)	-	(1,564)
6DGRIF	PSU Restructuring Investment Fund		PSU Restructuring Investment Fund	-	327,844	326,698	(1,146)	-	(1,146)
6DGSTR	University Strategic Initiatives		University Strategic Initiatives	-		1,667,804	1,667,804	-	1,667,804
6DPRIF	President's Innovation Fund		President's Innovation Fund	-	238,109	237,141	(968)	-	(968)
	TOTAL STRATEGIC INITIATIVES			336,218	839,757	888,461	384,922	2,257,801	2,642,723
	UNRESTRICTED GIFTS/BEQUESTS								
6D0ADJ	PSU Int Desig Adjustments		PSU Int Desig Adjustments	(3,904)	(334,280)	(329,280)	1,096	3,902	4,998
6DCAFG	Annual Fund Grad Scholarships		Annual Fund Grad Scholarships	-			-	2,155	2,155
6DCAFU	Annual Fund Unrestricted		Annual Fund Unrestricted	56,848		(56,848)	-	-	-
6DCE07	AllWell Ice Arena Endow Payout Fund		AllWell Ice Arena Endow Payout Fund	190,594		(190,594)	-	10	10
6DCE44	PSUAA Scholarship-Unrestrict Funds		PSUAA Scholarship-Unrestrict Funds	-			-	5,184	5,184
6DCIMG	Imagine A Way Unrestricted Gifts		Imagine A Way Unrestricted Gifts	4,471		(8,471)	(4,000)	4,000	-
6DCIMS	Imagine A Way Designated for Schol		Imagine A Way Designated for Schol	-			-	1,492	1,492
	TOTAL UNRESTRICTED GIFTS/BEQUESTS			248,009	(334,280)	(585,192)	(2,903)	16,743	13,840
	IT INITIATIVES								
6DFECM	Ecommerce		Ecommerce	-		(11,195)	(11,195)	11,195	-
6DFITP	ITS Equipment		ITS Equipment	-	153,722	214,995	61,273	-	61,273
6DFREC	ITS Technology		ITS Technology	-	116,685	296,918	180,233	16,674	196,907
	TOTAL IT INITIATIVES			-	270,407	500,718	230,311	27,869	258,180
	STUDENT ACTIVITY FUNDS								
6DAPAT	Pi Gamma Mu		Pi Gamma Mu	-		(64)	(64)	64	-
6DASTD	Sigma Tau Delta Honor Society		Sigma Tau Delta Honor Society	60	45	(499)	(484)	484	-
6DATAT	Arts and Technology Program Trips		Arts and Technology Program Trips	4,280	4,314		(34)	34	-
6DATRP	Soc Sci - Nicaragua FY15		Soc Sci - Nicaragua FY15	-		(957)	(957)	957	-
6DCCLS	2011 Campus Community Leader Schl		2011 Campus Community Leader Schl	5,229	5,200		29	7,289	7,318
6DSSCH	Student Senate Scholarship		Student Senate Scholarship	22,068	82,790		(60,722)	60,722	-
6DT120	PSU Student Activites Accounting		PSU Student Activites Accounting	536,799	413,395		123,404	723,605	847,009
6DTADP	Kappa Delta Pi Honor Society		Kappa Delta Pi	-			-	1,065	1,065
6DTAPS	Alpha Phi Sigma Honor Society		Alpha Phi Sigma	843	1,082		(239)	1,568	1,329
6DTGAZ	EtaSigmaGamma/Eating Disorder H.S.		EtaSigmaGamma/Eating Disorder Conf	1,986	21,265		(19,279)	71,120	51,841
6DTIFS	International Film Series		International Film Series	-			-	291	291
6DTMPS	PSU Marketing Association (MAPS)		PSU Marketing Association (MAPS)	740	8,836	6,885	(1,211)	1,211	-
6DTPCH	Psi Chi Honor Society		Psi Chi	-			-	714	714
6DTPEK	Phi Epsilon Kappa Honor Society		Phi Epsilon Kappa Honor Society	-			-	484	484
6DTPKP	Phi Kappa Phi Honor Society		Phi Kappa Phi	20			20	2,016	2,036
	TOTAL STUDENT ACTIVITY FUNDS			572,025	536,927	5,365	40,463	871,624	912,087
	INVESTMENTS IN INVENTORIES								
6DGINV	PSU Inventories		PSU Inventories	-		(12,091)	(12,091)	213,962	201,871
	TOTAL INVESTMENTS IN INVENTORIES			-	-	(12,091)	(12,091)	213,962	201,871
	FUNDRAISING INITIATIVES								
6DCCM2	Advancement Initiatives FY15-FY17		Advancement Initiatives FY15-FY17	-	(32,974)	(32,974)	-	-	-
6DCAIN	Advancement Initiatives & Disc		Advancement Initiatives & Disc	-	84,341	(491,313)	(575,654)	575,654	-
	TOTAL FUNDRAISING INITIATIVES			-	51,367	(524,287)	(575,654)	575,654	-
	PSU ATHLETICS								
6DH140	Athletics		Athletics	520	165,105	(346,995)	(511,580)	511,580	-
6DH145	Athletics Post Season		Athletics Post Season	6,278	33,188	40,000	13,090	44,849	57,939
6DHIHM	Affiliate-Men's Ice Hockey Team		Affiliate-Men's Ice Hockey Team	-		(2,555)	(2,555)	2,555	-
	TOTAL PSU ATHLETICS			6,798	198,293	(309,550)	(501,045)	558,984	57,939
	OTHER INTERNALLY DESIGNATED (<\$500K)								
6DA2SA	Model UN Class Trip		Model UN Class Trip	-		(962)	(962)	962	-
6DAANE	Anthology English Dept		Anthology English Dept	-		(8,510)	(8,510)	8,510	-
6DAART	Art Dept Fund Raising		Art Dept Fund Raising	-		(9,161)	(9,161)	9,161	-
6DABCF	Biology Course Fees		Biology Course Fees	24,086	5,057	(23,775)	(4,746)	4,746	-
6DACC	Study Abroad		Study Abroad	-		(376)	(376)	376	-
6DACDP	Child Dev Family Cntr Projects		Child Dev Family Cntr Projects	-	5,703	(14,939)	(20,642)	20,642	-
6DACER	Capital Equipment Replacement		Capital Equipment Replacement	-		(88,962)	(88,962)	88,962	-
6DACFN	Ctr Research & Innov - Conferences		CFE-Conferences	11,025	10,116	(13,338)	(12,429)	12,429	-
6DACFR	Business Program Events		CoBA/Event Marketing	-	550	(4,444)	(4,994)	4,994	-
6DACHI	Chi Sigma Iota-NHS for Counselors		Chi Sigma Iota-NHS for Counselors	440	97	(1,993)	(1,650)	1,650	-

UNIVERSITY SYSTEM OF NEW HAMPSHIRE
DETAILED STATEMENT OF CHANGES IN OTHER INTERNALLY DESIGNATED FUNDS
FOR THE PERIOD ENDED JUNE 30, 2020

Fund #	Fund Name	Fiscal Year 2020				Beginning	Ending	
		Revenues	Expenditures	Transfers	Net Change	Fund Balance 6/30/2019	Fund Balance 6/30/2020	
6DACHT	Choral Activities	Choral Tour	46,785	27,881	(25,711)	(6,807)	6,807	-
6DACRW	The Bagley Center Wrkshps	The Bagley Center Wrkshps	-	-	(3,188)	(3,188)	3,188	-
6DADEP	Drerup Exhbt Project	Drerup Exhbt Project	-	-	(513)	(513)	513	-
6DADPS	Dance Premier Series	Dance Premier Series	-	2,911	(26,701)	(29,612)	29,612	-
6DAE4C	E4 Coalition	E4 Coalition	-	-	(680)	(680)	680	-
6DAENV	INDC-Environ Science & Policy	INDC-Environ Science & Policy	-	-	(7,793)	(7,793)	7,793	-
6DAESP	Environ Sci & Policy Course Fees	Environ Sci & Policy Course Fees	15,010	12,017	(3,940)	(947)	947	-
6DAF01	In-Group Messaging Patterns	In-Group Messaging Patterns	-	9,301	9,301	-	-	-
6DAF10	Endangered Species & Printmaking	Ritchie FY19 RAC	-	1,301	337	(964)	964	-
6DAF11	PSU Herbarium Digitization	Stoughton FY19 RAC	-	2,212	(82)	(2,294)	2,294	-
6DAF12	Yurewicz FY19 RAC	Yurewicz FY19 RAC	-	227	(174)	(401)	401	-
6DAGLI	Gilder-Lehrman Inst-NH Hist Teacher	Gilder-Lehrman Inst-NH Hist Teacher	-	135	(125)	(260)	260	-
6DAHDM	D&M Collection	D&M Collection	-	-	(3,455)	(3,455)	3,455	-
6DAHDM	HHP Equipment & Maintenance	HHP Equipment & Maintenance	-	-	(31,749)	(31,749)	31,749	-
6DAHGA	HHE Athletic Training Grad Asst	HHP-Holderness School GA	45,430	25,420	-	20,010	63,299	83,309
6DAHPC	HHE Course Fees	HPER Dept Course Fees	634	1,527	(1,409)	(2,302)	2,302	-
6DAHPC	Athletic Training Program Fees	Athletic Training Program Fees	4,000	3,028	(2,135)	(1,163)	1,163	-
6DAHUM	INDC - Human Services	INDC - Human Services	-	-	-	-	-	-
6DAINT	Academic Initiatives	Academic Initiatives	660	150,417	(150,530)	(300,287)	300,287	-
6DAJAS	INDC - Justice & Security	INDC - Justice & Security	-	-	-	-	-	-
6DAJSF	INDC -Justice & Security Faculty #1	INDC -Justice & Security Faculty #1	-	617	617	-	-	-
6DALSP	Library Special Projects	Library Special Projects	-	-	(3,750)	(3,750)	3,750	-
6DAMIN	Musical Instrument Purch Replmnt	Musical Instrument Purch Replmnt	-	721	(34,467)	(35,188)	35,188	-
6DAMPS	Morgridge Fam Opp Schol Supprt	MFOS Program Support	-	-	-	-	809	809
6DAMTH	Math Department - Misc	Math Department - Misc	-	-	(3,487)	(3,487)	3,487	-
6DAMWM	Museum White Mountains Support Fund	Museum of the Wht Mtns Sales	2,994	13,208	(7,181)	(17,395)	17,395	-
6DANHD	National History Day	National History Day	2,530	3,529	(10,893)	(11,892)	11,892	-
6DANUR	Nursing Program Equip Maint & Repl	Nursing Course Fees	1,840	(13,941)	(42,822)	(27,041)	27,041	-
6DANWP	National Writing Project in NH	National Writing Project in NH	13,784	14,185	400	(1)	-	(1)
6DAPER	Percussion Ensemble	Percussion Ensemble	64	-	(3,062)	(2,998)	2,998	-
6DAPLN	Planetarium	Planetarium	250	17	(2,774)	(2,541)	2,541	-
6DAREG	Reggae-Equal Rights/Soc Chng	Reggae-Equal Rights/Soc Chng	-	-	(3,523)	(3,523)	3,523	-
6DAREN	Athletic Training Equip Replacement	Provost-Rental	-	376	(11,006)	(11,382)	11,382	-
6DARTC	Art Dept Course Fees	Art Dept Course Fees	41,750	16,177	(29,350)	(3,777)	3,777	-
6DARTG	Art Gallery Sales	Art Gallery Sales	-	-	(3,230)	(3,230)	3,230	-
6DARUR	Center for Rural Partnerships	Center for Rural Partnerships	-	-	(6,773)	(6,773)	6,773	-
6DASAI	Study Abroad Italy-Sorrento	Study Abroad Italy-Sorrento	-	-	(4,446)	(4,446)	4,446	-
6DASOC	INDC - Social Work Faculty #1	INDC - Social Work Faculty #1	-	224	223	(1)	1	-
6DASS2	Social Science-Events 2	Social Science-Events 2	-	-	(49)	(49)	49	-
6DATAF	India Trip	India Trip	-	-	(252)	(252)	252	-
6DATNM	DOCS Trips #1	DOCS Trips #1	-	-	(5,255)	(5,255)	5,255	-
6DATPR	Ecuador Trip-Reitsma	Ecuador Trip-Reitsma	-	-	(1,051)	(1,051)	1,051	-
6DATRM	Scotland-Starbuck	Scotland-Starbuck	-	-	(517)	(517)	517	-
6DATSW	Dominican Republic-M Toms	Dominican Republic-M Toms	-	-	(1,031)	(1,031)	1,031	-
6DAWAT	Community Programming	Community Programming	-	-	(472)	(472)	472	-
6DAWCJ	Writing Center Journal	Writing Center Journal	-	-	(218)	(218)	218	-
6DAXDC	Chemistry Prog Equip Maint & Repl	Chemistry Prog Equip Maint & Repl	-	208	(12,549)	(12,757)	12,757	-
6DAXDM	Meteorology Prog Equip Maint & Repl	Meteorology Prog Equip Maint & Repl	-	8,722	(107)	(8,829)	9,079	250
6DBNHA	NH Interscholastic Athl Assoc	NH Interscholastic Athl Assoc	-	-	-	-	2,136	2,136
6DBPPE	Physical Plant Equip Replacement	Physical Plant Equip Replacement	-	108,270	(144,512)	(252,782)	252,782	-
6DCADD	Alumni Initiatives & Discretionary	Alumni Initiatives & Discretionary	33,116	77,682	40,678	(3,888)	3,888	-
6DCE59	William C & Helen C Gray Fund	William C & Helen C Gray Fund	1,826	-	-	1,826	4,625	6,451
6DCGCO	Graduating Class Trip-Odd Year	Graduating Class Trip-Odd Year	-	-	(969)	(969)	969	-
6DFINT	Finance & Admin Initiatives	VPFA Initiatives	-	-	(43,735)	(43,735)	43,735	-
6DFMAL	PSU Mail Services	PSU Mail Services	-	-	(40,734)	(40,734)	40,734	-
6DFSAW	Study Away Programs	Study Away Programs	-	-	-	-	6,933	6,933
6DGHIG	Highland Hall - Rental Space	20 Highland St	81,482	33,526	-	47,956	55,048	103,004
6DGIFB	PSU IFB Balances	PSU IFB Balances	-	-	(13,244,765)	(13,244,765)	-	(13,244,765)
6DGSPR	Speare Hosp. COVID-19 Billing	Speare Hosp. COVID-19 Billing	2,926	2,926	-	-	-	-
6DHABB	Baseball Sport Camps	Baseball Sport Camps	751	305	(4,225)	(3,779)	3,779	-
6DHAMB	Men's Basketball-Sports Camps	Men's Basketball-Sports Camps	3,833	2,339	(1,809)	(315)	315	-
6DHAML	Men's Lacrosse Camps & Clinics	Men's Lacrosse Camps & Clinics	2,500	608	(1,892)	-	-	-
6DHASC	Softball Sports Camps	Softball Sports Camps	6,850	-	(6,850)	-	-	-
6DHAVB	Volleyball-Sports Camps	Volleyball-Sports Camps	14,400	1,122	(21,615)	(8,337)	8,337	-
6DHAWB	Women's Basketball-Sports Camps	Women's Basketball-Sports Camps	3,833	434	(3,827)	(428)	428	-
6DHAWL	Womens Lacrosse-Sports Camp	Womens Lacrosse-Sports Camp	2,370	-	(8,610)	(6,240)	6,240	-
6DHAWR	Wrestling Sports Camps	Wrestling Sports Camps	1,675	1,465	(1,141)	(931)	931	-
6DHSPT	PE Center Outreach Programs	PE Center Outreach Programs	1,120	452	(11,397)	(10,729)	10,729	-
6DPDES	President Discretionary Fund	President Discretionary Fund	-	2,743	(16,801)	(19,544)	19,544	-
6DPRBA	PSU Retiree Book Awards	PSU Retiree Book Awards	-	-	(1,467)	(1,467)	1,467	-
6DSADP	Admission Innovation	Admission Innovation	-	-	(85,039)	(85,039)	85,039	-
6DSCON	Events Discretionary Fund	Events Discretionary Fund	-	406	1,500	1,094	83	1,177
6DSJAF	Student Conduct	Student Conduct	23,396	20,260	(13,569)	(10,433)	10,433	-
6DTCAN	Canadian Studies	Canadian Studies	-	-	(473)	(473)	473	-
6DTCSH	Costume Shop	Costume Shop	148	1,085	(20)	(957)	957	-
6DTGTU	Gamma Theta Upsilon Honor Society	Gamma Theta Upsilon Honor Society	-	-	-	-	141	141
6DTICS	International Trip-Community Service	International Trip-Community Service	3,800	-	-	3,800	2,625	6,425
6DTPAT	PAT-Meeting Support	PAT-Meeting Support	-	24	(40)	(64)	64	-
6DTSAT	Sustainability #2-Acad Trips	Sustainability #2-Acad Trips	-	-	(793)	(793)	793	-
6DTSAT	Sustainability-Academic Trips	Sustainability-Academic Trips	-	-	(6,374)	(6,374)	6,374	-
6DTWOM	Comm on the Stat of Women	Comm on the Stat of Women	400	1,426	(1,491)	(2,517)	2,517	-
6DUPDV	Police Vehicle Replacement	Police Vehicle Replacement	-	-	(41,005)	(41,005)	41,005	-
6DTWPC	WPCR - NHPR	WPCR - NHPR	4,341	-	-	4,341	13,353	17,694
TOTAL OTHER INTERNALLY DESIGNATED (<\$500K)			400,049	557,016	(14,263,003)	(14,419,970)	1,403,537	(13,016,433)
TOTAL PLYMOUTH STATE UNIVERSITY			1,631,637	2,244,644	(14,459,311)	(15,072,318)	6,141,824	(8,930,494)

KEENE STATE COLLEGE

UNIVERSITY SYSTEM OF NEW HAMPSHIRE
DETAILED STATEMENT OF CHANGES IN OTHER INTERNALLY DESIGNATED FUNDS
FOR THE PERIOD ENDED JUNE 30, 2020

Fund #	Fund Name	Fiscal Year 2020				Beginning	Ending
		Revenues	Expenditures	Transfers	Net Change	Fund Balance 6/30/2019	Fund Balance 6/30/2020
<u>FACULTY SUPPORT (INCLUDING F&A RETURN)</u>							
5DA101	VPAA Indirect	2,250	30,134	308,093	280,209	473,847	754,056
5DA104	Faculty Development	-	39,033	55,000	15,967	95,569	111,536
5DA118	Grants Office Indirect Recoveries	-	1,266	27,183	25,917	107,445	133,362
5DF101	Faculty Enrichment	-	-	-	-	14,183	14,183
5DH101	Arts & Humanities Indirect Cost	-	7,771	6,085	(1,686)	12,321	10,635
5DH107	Jonathan Daniels	-	-	-	-	1,096	1,096
5DL100	Library Ind. Cost Distrib Int. Desi	-	-	-	-	2,500	2,500
5DP101	Professional Studies Indirect Cost	-	217	-	(217)	151,730	151,513
5DP116	Safety Indirect Recoveries	-	-	-	-	2,645	2,645
5DP124	Education Indirect Cost	-	-	2,282	2,282	1,166	3,448
5DP125	Public Health Indirect Cost	-	564	564	-	28	28
5DP126	Architecture & SPDI Indirect Cost	-	-	159	159	49	208
5DS101	Sciences Indirect Cost	-	5,255	88,681	83,426	192,137	275,563
5DS117	Psychology Indirect Cost	-	-	1,071	1,071	5,893	6,964
5DS118	Biology Indirect Cost	-	1,196	9,025	7,829	4,159	11,988
5DS119	Chemistry Indirect Cost	-	-	2,696	2,696	3,702	6,398
5DS120	Environmental Studies Indirect Cost	-	-	1,379	1,379	1,831	3,210
TOTAL FACULTY SUPPORT (INCLUDING F&A RETURN)		2,250	85,436	502,219	419,033	1,070,301	1,489,334
<u>STRATEGIC INITIATIVES</u>							
5DG100	General Institutional-Int Designate	56,475	106,364	(80,000)	(129,889)	938,739	808,850
TOTAL STRATEGIC INITIATIVES		56,475	106,364	(80,000)	(129,889)	938,739	808,850
<u>UNRESTRICTED GIFTS/BEQUESTS</u>							
5DD001	Goodell Schl for Ed. & Student Trav	15,260	15,259	-	1	-	1
5DE103	Hazel S. Hamilton Endow Payout	5,188	-	-	5,188	19,235	24,423
5DE201	Advancement Unrestricted Gifts	101,188	3,562	(90,100)	7,526	184,421	191,947
5DE208	Esther A Moreau '32 Memorial Alum	-	-	-	-	22,239	22,239
5DE210	Morin, Ellen Strategic Gift Fund	-	-	-	-	181,367	181,367
TOTAL UNRESTRICTED GIFTS/BEQUESTS		121,636	18,821	(90,100)	12,715	407,262	419,977
<u>STUDENT ACTIVITY FUNDS</u>							
5DF104	Student Union Accounting	-	-	-	-	538	538
5DR302	KSC Student Activity Fee	603,561	291,626	(17,036)	294,899	753,601	1,048,500
5DR303	KSC Class Dues	37,492	14,867	-	22,625	66,626	89,251
5DR304	Student Activities-Equinox	-	70,370	14,036	(56,334)	56,336	2
5DR401	Delta Mu Delta	810	-	-	810	804	1,614
5DR403	Gamma Theta Upsilon	-	-	-	-	643	643
5DR404	Kappa Delta Pi	669	1,041	-	(372)	746	374
5DR405	Kappa Mu Epsilon	-	(60)	-	60	984	1,044
5DR406	Omicron Delta Epsilon	-	-	-	-	208	208
5DR407	Phi Alpha Theta	300	250	-	50	30	80
5DR409	Phi Delta Phi	-	-	-	-	192	192
5DR411	Phi Sigma Iota	-	-	-	-	132	132
5DR412	Psi Chi	-	-	-	-	1,354	1,354
5DR413	Rho Sigma Kappa	-	-	-	-	686	686
5DR415	Sigma Tau Delta	-	-	-	-	689	689
5DR416	Inter-Fraternity Council	1,950	2,515	-	(565)	4,318	3,753
5DR417	Panhellenic	7,250	3,868	-	3,382	5,168	8,550
5DR418	Comm Service Int'l Service Programs	-	-	-	-	113	113
5DR421	Lambda Pi Eta	-	-	-	-	227	227
5DR422	Upsilon Pi Epsilon	-	-	-	-	18	18
5DR423	Alpha Kappa Delta	-	-	-	-	61	61
5DR425	Order of Omega	1,090	700	-	390	-	390
5DR426	Pi Sigma Alpha - Poli Sci Honor Soc	-	-	-	-	275	275
5DR427	Zeta Chi Rho	80	-	-	80	1,351	1,431
5DR428	Alpha Psi Omega	120	2	-	118	1,606	1,724
TOTAL STUDENT ACTIVITY FUNDS		653,322	385,179	(3,000)	265,143	896,706	1,161,849
<u>INVESTMENTS IN INVENTORIES</u>							
5DGINV	KSC Inventories Designated	-	-	(691)	(691)	83,057	82,366
TOTAL INVESTMENTS IN INVENTORIES		-	-	(691)	(691)	83,057	82,366
<u>FUNDRAISING INITIATIVES</u>							
5DE200	Advancement - Internally Designated	82,485	37,226	(5,011)	40,248	86,843	127,091
5DE207	Development-Secure Financial Future	-	178,871	125,550	(53,321)	195,208	141,887
TOTAL FUNDRAISING INITIATIVES		82,485	216,097	120,539	(13,073)	282,051	268,978
<u>CONTINGENCY FUNDS</u>							
5DF108	Utility Contingency	-	-	-	-	200,000	200,000
5DGCNT	KSC Contingency Reserve	-	-	-	-	997,085	997,085
TOTAL CONTINGENCY FUNDS		-	-	-	-	1,197,085	1,197,085
<u>KSC ATHLETICS</u>							
5DJ101	NCAA Athletics/Recreation	1,215,456	1,764,756	215,484	(333,816)	118,003	(215,813)
5DJ104	Athletics Fundraising Generic	30,627	64,245	-	(33,618)	49,154	15,536
5DJ105	Fundraising-swim team	36,701	27,326	-	9,375	28,105	37,480
5DJ106	Fundraising-mens basketball	14,335	13,946	-	389	252	641
5DJ107	Fundraising-mens baseball	43,300	31,178	-	12,122	22,100	34,222
5DJ108	Fundraising-mens soccer	1,555	13,210	9,254	(2,401)	2,401	-
5DJ109	Fundraising-womens basketball	12,500	24,979	-	(12,479)	12,769	290
5DJ110	Fundraising-field hockey	5,501	7,639	-	(2,138)	3,182	1,044
5DJ111	Fundraising-womens soccer	82	4,861	8,000	3,221	4,644	7,865
5DJ112	Fundraising-womens softball	21,706	7,842	-	13,864	9,204	23,068
5DJ113	Fundraising mens cross country	-	-	-	-	2,572	2,572
5DJ116	Fundraising-men's lacrosse	31,525	29,536	-	1,989	3,735	5,724
5DJ117	Fundraising-women's volleyball	-	-	-	-	88	88
5DJ118	Fundraising-women's lacrosse	12,777	12,055	-	722	21	743

UNIVERSITY SYSTEM OF NEW HAMPSHIRE
DETAILED STATEMENT OF CHANGES IN OTHER INTERNALLY DESIGNATED FUNDS
FOR THE PERIOD ENDED JUNE 30, 2020

Fund #	Fund Name	Fiscal Year 2020				Beginning	Ending
		Revenues	Expenditures	Transfers	Net Change	Fund Balance 6/30/2019	Fund Balance 6/30/2020
5DJ124	Athletics Post Season	7,552	12,015	50,000	45,537	31,026	76,563
5DJ125	Fundraising-cheerleading	225	29		196	281	477
	TOTAL KSC ATHLETICS	1,433,842	2,013,617	282,738	(297,037)	287,537	(9,500)
	<u>KSC SAVINGS INCENTIVES</u>						
5DG101	KSC Savings Incentives	-	-	-	-	500,000	500,000
	TOTAL KSC SAVINGS INCENTIVES	-	-	-	-	500,000	500,000
	<u>OTHER INTERNALLY DESIGNATED (<\$500K)</u>						
5D0ADJ	KSC Int Desig Adjustments	-	(87,968)	(76,910)	11,058	-	11,058
5DA103	Academic Affairs Symposia Fund	-	4,827	5,000	173	36,102	36,275
5DA105	Student Development	-	-	-	-	29,716	29,716
5DA107	Writing Task Force	-	-	-	-	3,412	3,412
5DA108	Academic Enrichment Program	-	18,977	49,672	30,695	73,937	104,632
5DA110	Global Education Office (GEO)	769,469	740,794		28,675	487,314	515,989
5DA111	Ecuadorian	-	-	-	-	841	841
5DA112	Wolverhaven Exchange Program	131	-	-	131	124	255
5DA113	Continuing Ed Designated	167,803	163,247	20,000	24,556	197,682	222,238
5DA114	National Science Foundation Cost	-	-	-	-	8,480	8,480
5DA115	Resource25 Event	-	58	-	(58)	3,838	3,780
5DA116	Honor's Program Trip - A	-	21,544	16,300	(5,244)	5,280	36
5DA117	Honor's Program Trip - B	-	1,515	(18,740)	(20,255)	27,992	7,737
5DA119	NH DOE Statewide Educators Conf	-	-	-	-	1,218	1,218
5DA120	Honors Program Trip - C	-	2,562	2,440	(122)	-	(122)
5DA122	Young Entrepreneur's Academy	-	-	-	-	3,491	3,491
5DA123	Center for Creative Inquiry	-	-	-	-	3,290	3,290
5DE101	President Support	-	147	-	(147)	1,460	1,313
5DE102	Commission on Status of Women	-	1,518	2,700	1,182	13,066	14,248
5DE202	Alumni Designated Fund	16,872	22,005	-	(5,133)	80,177	75,044
5DE203	Alumni Center Facility	-	-	3,752	3,752	2,035	5,787
5DE205	Centennial Campus Community	-	-	-	-	24	24
5DE206	Family/Parent Relations	3,630	4,317	-	(687)	16,352	15,665
5DE209	KSC Parent & Family Services	-	4,000	-	(4,000)	10,613	6,613
5DF100	Finance & Planning Internally Desig	168,199	168,199	-	-	328	328
5DF102	NE Association of A.P.P.A.	-	-	-	-	198	198
5DF105	Project FRESH	-	-	-	-	20,386	20,386
5DF106	External Admin Charges	-	-	-	-	68,381	68,381
5DF109	Training and Professional Developme	-	-	-	-	11,910	11,910
5DF110	Council on Sustainable Futures	-	-	-	-	15,402	15,402
5DF111	IT Replacement Equipment	-	-	-	-	89,887	89,887
5DF112	Print and Mail Services	9,808	42,517	-	(32,709)	36,638	3,929
5DF113	One Card Project	-	-	-	-	60	60
5DF114	Institutional Research	-	-	-	-	3,396	3,396
5DF115	Canvas Migration	-	-	-	-	116,487	116,487
5DF116	Behavioral Health Improvement Inst	1,668,093	1,317,454	-	350,639	-	350,639
5DGEMC	Enrollment Management	-	-	-	-	263,847	263,847
5DGI1B	KSC IFB Balances	-	-	(2,828,137)	(2,828,137)	-	(2,828,137)
5DH100	Theatre & Dance Designated Fund	7,142	27,179	12,650	(7,387)	38,982	31,595
5DH102	Music Performance	9,286	9,415	-	(129)	5,392	5,263
5DH104	Arts Center Presenting Series	9,952	37,140	26,822	(366)	368	2
5DH105	Elderhostel	135,465	70,511	-	64,954	326,491	391,445
5DH108	KSC Film	-	-	-	-	9	9
5DH109	Thorne Art Gallery Designated	-	751	-	(751)	6,570	5,819
5DH111	Summer Reading Program	-	-	-	-	12,981	12,981
5DH112	Holocaust Studies Field Trips	-	-	-	-	3,340	3,340
5DH113	New England ACDFA Regional Conf	-	-	-	-	4,901	4,901
5DH115	Professional Enhance Carry Fwd-A&H	-	10,131	74,390	64,259	117,211	181,470
5DH116	Film Studies Production Class 1	1,794	1,794	-	-	8	8
5DH117	Film Studies Production Class 2	272	272	-	-	1	1
5DH118	Film Studies Production Class 3	196	196	-	-	16	16
5DH119	Musical Instrument Replacement Fund	5,200	18,780	17,000	3,420	10,385	13,805
5DH120	Film Studies Production Class 4	14	14	-	-	77	77
5DH121	Film Studies Production Class 5	3,014	3,014	-	-	-	-
5DH122	Film Studies Production Class 6	44	44	-	-	-	-
5DH123	Film Studies Production Class 7	1,000	1,000	-	-	-	-
5DH124	Medieval & Renaissance Forum	-	38	-	(38)	594	556
5DJ120	Athletics Sports Camps	190,565	184,829	(23,254)	(17,518)	27,033	9,515
5DJ121	Camp-Basketball	49,604	49,191	(600)	(187)	5,653	5,466
5DJ122	Sports Camp-Cross Country	-	-	-	-	1,489	1,489
5DJ123	Women's Basketball Camp	17,053	11,611	(200)	5,242	10,318	15,560
5DL115	Professional Enhance Carry Fwd-Lib	-	2,228	7,130	4,902	7,819	12,721
5DP100	Professional Studies-Int Designated	460	398	-	62	1,048	1,110
5DP102	Manufacturing Enterprise Class	-	-	-	-	250	250
5DP104	Diet Internship	130,150	175,279	-	(45,129)	188,443	143,314
5DP105	OSHA Allocation Safety Program	-	-	-	-	23	23
5DP109	Children's Literature Festival	-	-	-	-	33,137	33,137
5DP110	Story Telling Conference	-	6	-	(6)	982	976
5DP111	Summer Institutes	-	-	-	-	1,565	1,565
5DP113	Diverse Voices	-	-	-	-	10,462	10,462
5DP114	Biodiesel Study Project	-	-	-	-	5,435	5,435
5DP117	Biodiesel Operations	-	-	-	-	100,540	100,540
5DP118	SouthWest Center at KSC	98,382	77,613	-	20,769	73,246	94,015
5DP119	KSC Nursing Program	-	-	-	-	23,538	23,538
5DP121	Regional Ctr for Adv Manufacturing	-	25,000	-	(25,000)	25,000	-
5DP122	Early Sprouts Garden Nutrition Prog	5,425	154	-	5,271	33,750	39,021
5DP123	NH Workwise OSHA NON-21(d)	-	-	-	-	4,436	4,436
5DR100	Student Affairs-Int Designated	4,159	1,540	-	2,619	97,548	100,167
5DR101	Pepsi Partnership	100,000	102,511	(1,835)	(4,346)	387,110	382,764
5DR103	Enrollment Planning	-	-	-	-	4,644	4,644
5DR201	HMS & Judicial System Project	-	-	-	-	28,223	28,223

UNIVERSITY SYSTEM OF NEW HAMPSHIRE
DETAILED STATEMENT OF CHANGES IN OTHER INTERNALLY DESIGNATED FUNDS
FOR THE PERIOD ENDED JUNE 30, 2020

Fund #	Fund Name	Fiscal Year 2020				Beginning	Ending
		Revenues	Expenditures	Transfers	Net Change	Fund Balance 6/30/2019	Fund Balance 6/30/2020
5DR301	Student Center	-	-	-	-	180	180
5DR419	KSC Operating Staff Council	100	1	-	99	152	251
5DR420	Nat'l Society of Collegiate Scholar	-	-	-	-	515	515
5DS100	Sciences-Int Designated	43,464	41,403	-	2,061	29,386	31,447
5DS102	Geography Field Trips	600	600	-	-	19	19
5DS103	Cartography	-	-	-	-	6,148	6,148
5DS105	Small Business Institute	-	-	-	-	4,093	4,093
5DS108	Geographic Alliance	-	-	-	-	56,848	56,848
5DS110	Stable Isotope and Spectrometry	-	-	-	-	14,531	14,531
5DS111	Rwanda Trip	-	-	-	-	1,741	1,741
5DS114	Biology Field Trips	-	-	-	-	191	191
5DS115	Professional Enhance Carry Fwd-Sci	-	500	153,652	153,152	135,914	289,066
5DS116	NE Intercollegiate Geological Conf	-	-	-	-	3,670	3,670
5DT100	Central Stores-Designated	-	2,659	-	(2,659)	10,004	7,345
5DT102	KSC ROCKS Fund	-	-	-	-	7,798	7,798
	Subtotal without Affiliated Entities	3,617,346	3,281,515	(2,558,168)	(2,222,337)	3,503,572	1,281,235
5DEZ40	Keene Endow Assoc Gen Fund Income	925	212	-	713	24,664	25,377
	TOTAL OTHER INTERNALLY DESIGNATED (<\$500K)	3,618,271	3,281,727	(2,558,168)	(2,221,624)	3,528,236	1,306,612
TOTAL KEENE STATE COLLEGE		5,968,281	6,107,241	(1,826,463)	(1,965,423)	9,190,974	7,225,551

GRANITE STATE COLLEGE

STRATEGIC INITIATIVES							
7D1735	GSC Strategic Initiatives	-	-	-	-	2,502,046	2,502,046
	TOTAL STRATEGIC INITIATIVES	-	-	-	-	2,502,046	2,502,046
UNRESTRICTED GIFTS/BEQUESTS							
7D1729	GSC Unrestricted Gifts	-	-	-	-	4,125	4,125
	TOTAL UNRESTRICTED GIFTS/BEQUESTS	-	-	-	-	4,125	4,125
FUNDRAISING INITIATIVES							
7D1731	GSC Advancement	-	294	-	(294)	264,348	264,054
	TOTAL FUNDRAISING INITIATIVES	-	294	-	(294)	264,348	264,054
CONTINGENCY FUNDS							
7D1CNT	GSC Contingency Funds	-	-	-	-	25,992	25,992
	TOTAL CONTINGENCY FUNDS	-	-	-	-	25,992	25,992
OTHER INTERNALLY DESIGNATED (<\$500K)							
7D1720	GSC Statewide Alumni Assn Fund	490	9,574	-	(9,084)	63,175	54,091
7D1725	GSC Accreditation Compliance	34	11,998	-	(11,964)	265,318	253,354
7D1727	Bookstore Commissions	595	-	-	595	46,910	47,505
7D1728	GSC Merchandise	4,841	2,515	-	2,326	57	2,383
7D1733	GSC President Search	-	-	-	-	69,464	69,464
7D1739	DVA Annual Reporting Fees	4,080	524	-	3,556	3,126	6,682
	TOTAL OTHER INTERNALLY DESIGNATED (<\$500K)	10,039	24,611	-	(14,572)	448,050	433,478
TOTAL GRANITE STATE COLLEGE		10,039	24,905	-	(14,866)	3,244,561	3,229,695

TRUSTEES/CHANCELLOR'S OFFICE

STRATEGIC INITIATIVES							
9D0042	Chancellor's Strategic Initiatives	-	1,326,447	2,032,000	705,553	1,116,833	1,822,386
9D0046	Info Tech Strategic Funds	-	-	-	-	93,449	93,449
	Subtotal Chancellor's Office Funds	-	1,326,447	2,032,000	705,553	1,210,282	1,915,835
9DGFSI	GSC Financial Strategic Initiatives	-	15,439	10,000	(5,439)	5,439	-
9DKFSI	KSC Financial Strategic Initiatives	-	158,346	100,000	(58,346)	58,346	-
9DPPFSI	PSU Financial Strategic Initiatives	-	254,582	110,000	(144,582)	144,582	-
9DUFSI	UNH Financial Strategic Initiatives	-	195,000	195,000	-	-	-
	Subtotal Campus Allocation Funds	-	623,367	415,000	(208,367)	208,367	-
	TOTAL STRATEGIC INITIATIVES	-	1,949,814	2,447,000	497,186	1,418,649	1,915,835
L RTP FUNDS							
9DX079	L RTP4 Identity Management	-	6,248	6,248	-	-	-
9DX092	L RTP4 Project Management Office	-	343,967	343,967	-	-	-
9DX096	L RTP4 EPM Phase II	-	100,440	100,440	-	-	-
9DX100	L RTP4 Academic Technology Institute	-	114,936	114,936	-	-	-
9DX103	L RTP4 ERP-HCM	-	528,822	528,822	-	-	-
9DX104	L RTP4 Master Fund	-	-	(1,390,462)	(1,390,462)	1,390,462	-
9DX112	L RTP4 EProcurement	-	569,576	569,576	-	-	-
9DX113	L RTP4 Cyber Security Risk Assessmen	-	19,100	19,100	-	-	-
9DX115	Leave and Absent Management	-	1,014,021	1,014,021	-	-	-
9DX117	Tickets and Events Replacement	-	28,460	28,460	-	-	-
9DX118	Apple Mac Device Management	-	40,230	40,230	-	-	-
9DX119	IT Optimization	-	695,699	695,699	-	-	-
9DX120	Financial Aid - Web Solutions	-	25,800	25,800	-	-	-
9DX121	Grant Management Administration	-	332,250	332,250	-	-	-
9DX122	Student Success	-	45,741	44,985	(756)	-	(756)
9DX123	Supplemental Staffing - Backfills	-	266,226	265,567	(659)	-	(659)
	TOTAL L RTP FUNDS	-	4,131,516	2,739,639	(1,391,877)	1,390,462	(1,415)
OTHER INTERNALLY DESIGNATED (<\$500K)							
9D0040	Transfer Student Initiative	-	-	-	-	21,126	21,126
9D0045	Chancellor EPSCOR Funding	-	-	200,000	200,000	-	200,000
9D0048	USNH Compliance Project	-	31,673	-	(31,673)	107,705	76,032

UNIVERSITY SYSTEM OF NEW HAMPSHIRE
DETAILED STATEMENT OF CHANGES IN OTHER INTERNALLY DESIGNATED FUNDS
FOR THE PERIOD ENDED JUNE 30, 2020

Fund #	Fund Name	Fiscal Year 2020				Beginning Fund Balance 6/30/2019	Ending Fund Balance 6/30/2020
		Revenues	Expenditures	Transfers	Net Change		
9D0049	Vehicle Replacement	-		20,794	20,794	-	20,794
9D00D2	Board of Trustee DiscretionaryAcct	91	1,400		(1,309)	6,387	5,078
9D0INS	USNH Insurance Allocation	47,199	11,086		36,113	(972)	35,141
	TOTAL OTHER INTERNALLY DESIGNATED (<\$500K)	47,290	44,159	220,794	223,925	134,246	358,171
TOTAL TRUSTEES/CHANCELLOR'S OFFICE		47,290	6,125,489	5,407,433	(670,766)	2,943,357	2,272,591
TOTAL UNIVERSITY SYSTEM OF NEW HAMPSHIRE		27,720,253	41,952,150	(59,247,709)	(73,479,606)	82,057,204	8,577,598

UNIVERSITY SYSTEM OF NEW HAMPSHIRE
SUMMARY OF ACTIVITY IN SHORT-TERM INVESTMENT FUND
FOR THE YEARS ENDED JUNE 30, 2020 AND 2019

	<u>2020</u>	<u>2019</u>	<u>\$</u> <u>Variance</u>	<u>%</u> <u>Variance</u>
Net interest income (loss) from investments	\$ 6,267,034	8,056,063	(1,789,029)	(22.2%)
Quasi-endowment payout	8,753,087	8,731,820	21,267	0.2%
Interfund borrowing interest	2,452,022	2,811,980	(359,958)	(12.8%)
Net short-term investment income earned	<u>17,472,143</u>	<u>19,599,863</u>	<u>(2,127,720)</u>	<u>(10.9%)</u>
Budgeted transfers to campuses:				
UNH	(6,512,803)	(6,662,086)	149,283	(2.2%)
PSU	(1,197,975)	(1,378,021)	180,046	(13.1%)
KSC	(1,388,130)	(1,447,417)	59,287	(4.1%)
GSC	(408,833)	(426,294)	17,461	(4.1%)
	<u>(9,507,741)</u>	<u>(9,913,818)</u>	<u>406,077</u>	<u>(4.1%)</u>
Special Board of Trustees approved transfers:				
Long Range Technology Plan (LRTP)	(3,137,041)	(3,231,170)	94,129	(2.9%)
UNH Capital Projects (Biosciences & Pandora)	(3,384,325)	-	(3,384,325)	100.0%
	<u>(6,521,366)</u>	<u>(3,231,170)</u>	<u>(3,290,196)</u>	<u>101.8%</u>
Total income distributed	<u>(16,029,107)</u>	<u>(13,144,988)</u>	<u>(2,884,119)</u>	<u>21.9%</u>
Net increase (decrease) in short-term investment reserve	1,443,036	6,454,875	(5,011,839)	(77.6%)
Beginning balance	<u>20,065,384</u>	<u>13,610,509</u>	<u>6,454,875</u>	<u>47.4%</u>
Ending balance	<u>\$ 21,508,420</u>	<u>\$ 20,065,384</u>	<u>1,443,036</u>	<u>7.2%</u>

UNIVERSITY SYSTEM OF NEW HAMPSHIRE
SUMMARY OF FRINGE BENEFIT POOL ACTIVITY
FOR THE YEARS ENDED JUNE 30, 2020 AND 2019

	<u>2020</u>	<u>2019</u>	<u>\$</u> <u>Variance</u>	<u>%</u> <u>Variance</u>
Funding				
Recoveries from campuses at internal rates	\$136,406,222	130,725,299	5,680,923	4.3%
Prescription Rebate/Strategic Initiatives	3,921,429	5,640,029	(1,718,600)	(30.5%)
Medicare Part D subsidies	38,059	154,775	(116,716)	(75.4%)
Grant fringe benefit funding recovery of campus-based costs	(429,779)	(425,594)	(4,185)	1.0%
Net funding	<u>139,935,931</u>	<u>136,094,509</u>	<u>3,841,422</u>	<u>2.8%</u>
Expenses				
Medical and dental	66,723,719	66,430,065	293,654	0.4%
Retirement contributions	30,112,675	29,684,900	427,775	1.4%
Statutory benefit costs *	28,636,456	29,207,779	(571,323)	(2.0%)
Tuition waivers	4,616,728	4,581,915	34,813	0.8%
Compensated absences	2,169,454	2,004,227	165,227	8.2%
Life/Disability Insurance	1,536,451	1,270,528	265,923	20.9%
UNH School of Law	381,667	381,467	200	0.1%
Health initiatives funding for campus-based programs	425,000	425,000	0	0.0%
Other	1,266,384	1,336,686	(70,302)	(5.3%)
Total expenses	<u>135,868,534</u>	<u>135,322,567</u>	<u>545,967</u>	<u>0.4%</u>
Net operating activity	<u>4,067,397</u>	<u>771,942</u>	<u>3,295,455</u>	<u>426.9%</u>
Beginning balance of Fringe Benefit Pool	<u>6,642,932</u>	<u>5,870,990</u>	<u>771,942</u>	<u>13.1%</u>
Ending balance of Fringe Benefit Pool	<u>\$ 10,710,329</u>	<u>\$ 6,642,932</u>	<u>4,067,397</u>	<u>61.2%</u>

*FICA, Worker's Compensation, and Unemployment Expenses

**UNIVERSITY SYSTEM OF NEW HAMPSHIRE
CAMPUS STATEMENTS OF CASH FLOWS**

For the year ended June 30,

	UNH - Durham, Manchester, Law, and Foundation	PSU	KSC and KEA	GSC	Trustees/ Chancellor's Office	2020	2019
Net Cash Provided by Operating and Noncapital Financing Activities	\$ 46,311,574	9,756,924	(5,027,279)	1,156,788	15,414,799	67,612,806	67,690,432
Net Cash Used in Capital Financing Activities	(132,548,359)	(24,431,926)	(10,536,968)	(1,647,167)	79,149,895	(90,014,525)	(77,530,749)
Net Cash Used in Investing Activities	14,358,170	739,535	(2,074,679)	226,719	(931,410)	12,318,335	30,134,340
Increase (Decrease) in cash and cash equivalents	(71,878,615)	(13,935,467)	(17,638,926)	(263,660)	93,633,284	(10,083,384)	20,294,023
Beginning cash and cash equivalents	258,051,156	35,841,216	54,840,888	21,808,898	(295,120,027)	75,422,131	55,128,109
ENDING CASH AND CASH EQUIVALENTS	\$ 186,172,541	21,905,749	37,201,962	21,545,238	(201,486,743)	65,338,747	75,422,132

**UNIVERSITY SYSTEM OF NEW HAMPSHIRE
STATEMENT OF NET POSITION
(BALANCE SHEET)**

	<u>Balance at June 30,</u>						
	UNH - Durham, Manchester, Law, and Foundation	PSU	KSC and KEA	GSC	Trustees/ Chancellor's Office	2020	2019
ASSETS							
Current Assets							
Cash and cash equivalents	\$ 186,172,542	21,905,749	37,201,961	21,545,238	(201,486,745)	65,338,745	75,422,131
Short-term investments	1,366,123	134,582	40,863	87,157	157,277,854	158,906,579	148,165,904
Accounts receivable, net	20,021,856	2,161,497	2,480,610	656,574	5,977,411	31,297,948	22,031,011
Pledges receivable - current portion	2,420,724		116,193			2,536,917	3,291,633
Notes receivable - current portion	1,380,992	539,451	149,620			2,070,063	2,195,645
Prepaid expenses and other current assets	4,977,394	510,360	331,238	107,650	1,488,981	7,415,623	9,230,236
Interfund Borrowings						-	-
Total Current Assets	216,339,631	25,251,639	40,320,485	22,396,619	(36,742,499)	267,565,875	260,336,560
Noncurrent Assets							
Endowment and similar investments - campuses	165,572,789	29,719,502	30,073,196	8,325,887	315,702,105	549,393,479	557,983,778
Endowment and similar investments - affiliated entities	239,940,579		13,585,179			253,525,758	251,249,100
Pledges receivable, net of current portion	3,843,841		91,669			3,935,510	4,810,016
Notes receivable, net of current portion	8,465,770	656,148	1,947,857			11,069,775	14,292,688
Pension assets, net of obligations					432,397	432,397	311,312
Property and equipment, net of accumulated depreciation	752,116,728	186,526,509	168,006,299	7,065,253	6,210,174	1,119,924,963	1,117,361,117
Total Noncurrent Assets	1,169,939,707	216,902,159	213,704,200	15,391,140	322,344,676	1,938,281,882	1,946,008,011
TOTAL ASSETS	1,386,279,338	242,153,798	254,024,685	37,787,759	285,602,177	2,205,847,757	2,206,344,571
DEFERRED OUTFLOW OF RESOURCES							
Accumulated decrease in fair value of hedging derivatives					29,262,056	29,262,056	22,976,132
Accounting loss on debt refinancings					7,646,437	7,646,437	8,708,095
Deferred outflow of resources related to personnel	6,952,467	1,299,119	1,210,279	267,660	829,768	10,559,293	2,801,400
Deferred outflow - asset retirement obligations	730,665	51,160	525,849			1,307,674	1,491,460
DEFERRED OUTFLOW OF RESOURCES	7,683,132	1,350,279	1,736,128	267,660	37,738,261	48,775,460	35,977,087
LIABILITIES							
Current Liabilities							
Accounts payable and accrued expenses	18,479,513	1,245,394	1,093,525	331,953	42,962,346	64,112,731	65,230,740
Deposits and unearned revenues	54,055,726	9,807,226	4,458,883	549,405	8,021	68,879,261	40,242,212
Accrued employee benefits - current portion	1,165,740	213,857	481,076	87,157	4,725,000	6,672,830	6,759,917
Postretirement medical benefits - current portion	3,131,488	553,217	532,461	111,843	82,628	4,411,637	5,330,693
Long-term debt - current portion	10,083,781	3,498,477	4,486,045		9,246,901	27,315,204	26,202,961
Total Current Liabilities	86,916,248	15,318,171	11,051,990	1,080,358	57,024,896	171,391,663	143,766,523
Noncurrent Liabilities							
Asset retirement and other obligations	3,690,273	827,303	996,865	8,000	5,123,751	10,646,192	5,787,261
Refundable government advances	10,438,689	1,340,395	1,450,156			13,229,240	17,512,731
Accrued employee benefits, net of current portion	12,640,882	2,237,954	1,888,863	495,457	7,203,587	24,466,743	24,701,815
Postretirement medical benefits, net of current portion	61,065,985	10,890,066	10,383,320	2,181,019	1,611,301	86,131,691	77,515,498
Derivative instruments - interest rate swaps					29,262,055	29,262,055	22,976,132
Long-term debt, net of current portion	163,412,228	91,805,492	88,424,420		68,035,506	411,677,646	439,015,994
Total Noncurrent Liabilities	251,248,057	107,101,210	103,143,624	2,684,476	111,236,200	575,413,567	587,509,431
TOTAL LIABILITIES	338,164,305	122,419,381	114,195,614	3,764,834	168,261,096	746,805,230	731,275,954
DEFERRED INFLOW OF RESOURCES							
Deferred inflow of resources related to personnel	5,886,112	1,020,613	993,207	204,974	871,650	8,976,556	10,004,350
Accounting gain on debt refinancing					149,709	149,709	356,671
Deferred inflow of resources related to gift annuities	1,347,526					1,347,526	2,138,845
DEFERRED INFLOW OF RESOURCES	7,233,638	1,020,613	993,207	204,974	1,021,359	10,473,791	12,499,866
NET POSITION							
Net Investment in capital assets	575,226,893	90,463,102	74,673,684	7,057,253	(38,084,062)	709,336,870	685,015,128
Restricted							
Nonexpendable	235,710,035	20,885,811	32,245,438	7,500,390	11,504	296,353,178	281,701,163
Expendable	180,258,367	5,052,478	13,994,293	1,298,387	63,789	200,667,314	213,336,955
Unrestricted	57,369,232	3,662,692	19,658,577	18,229,581	192,066,752	290,986,834	318,492,592
TOTAL NET POSITION	\$ 1,048,564,527	120,064,083	140,571,992	34,085,611	154,057,983	1,497,344,196	1,498,545,838

**UNIVERSITY SYSTEM OF NEW HAMPSHIRE
STATEMENT OF NET POSITION
(BALANCE SHEET)**

											<u>Balance at June 30,</u>	
	General Operating	Internally Designated	Auxiliary	Other Unrestricted Funds	Restricted Gifts & Endowment Income	Sponsored Research & Programs	Sponsored Program Appropriations	Loan Funds	Endowment & Similar Funds	Plant Funds	2020	2019
ASSETS												
Current Assets												
Cash and cash equivalents	\$ 77,757,438	(61,296,070)	38,774,458	9,682,959	42,706,985	(7,956,633)	135,984	4,380,589	(179,382,122)	140,535,157	65,338,745	75,422,131
Short-term investments	422,943	127,994,463			363,170					30,126,003	158,906,579	148,165,904
Accounts receivable, net	1,954,712	2,759,963	1,703,244			22,164,973	417,881			2,297,175	31,297,948	22,031,011
Pledges receivable - current portion					2,536,917						2,536,917	3,291,633
Notes receivable - current portion								2,070,063			2,070,063	2,195,645
Prepaid expenses and other current assets	542,445	2,574,690	201,852	3,892,876	1,500					202,260	7,415,623	9,230,236
Interfund Borrowings											-	-
Total Current Assets	80,677,538	72,033,046	40,679,554	13,575,835	45,608,572	14,208,340	553,865	6,450,652	(179,382,122)	173,160,595	267,565,875	260,336,560
Noncurrent Assets												
Endowment and similar investments - campuses									549,393,479		549,393,479	557,983,778
Endowment and similar investments - affiliated entities									253,525,758		253,525,758	251,249,100
Pledges receivable, net of current portion					3,935,510						3,935,510	4,810,016
Notes receivable, net of current portion								11,069,775			11,069,775	14,292,688
Pension assets, net of obligations				432,397							432,397	311,312
Property and equipment, net of accumulated depreciation					845,000					1,119,079,963	1,119,924,963	1,117,361,117
Total Noncurrent Assets	-	-	-	432,397	4,780,510	-	-	11,069,775	802,919,237	1,119,079,963	1,938,281,882	1,946,008,011
TOTAL ASSETS	80,677,538	72,033,046	40,679,554	14,008,232	50,389,082	14,208,340	553,865	17,520,427	623,537,115	1,292,240,558	2,205,847,757	2,206,344,571
DEFERRED OUTFLOW OF RESOURCES												
Accumulated decrease in fair value of hedging derivatives										29,262,056	29,262,056	22,976,132
Accounting loss on debt refinancings										7,646,437	7,646,437	8,708,095
Deferred outflow of resources related to personnel		237,231		10,322,062							10,559,293	2,801,400
Deferred outflow - asset retirement obligations										1,307,674	1,307,674	1,491,460
DEFERRED OUTFLOW OF RESOURCES	-	237,231	-	10,322,062	-	-	-	-	-	38,216,167	48,775,460	35,977,087
LIABILITIES												
Current Liabilities												
Accounts payable and accrued expenses	24,830,793	9,389,329	1,020,629	13,533,014	90,342	1,607,329	21,649		283,348	13,336,298	64,112,731	65,230,740
Deposits and unearned revenues	47,872,635	1,346,729	5,008,314	42,822	195,270	14,413,491					68,879,261	40,242,212
Accrued employee benefits - current portion	321,461	6,351,369									6,672,830	6,759,917
Postretirement medical benefits - current portion				4,411,637							4,411,637	5,330,693
Long-term debt - current portion										27,315,204	27,315,204	26,202,961
Total Current Liabilities	73,024,889	17,087,427	6,028,943	17,987,473	285,612	16,020,820	21,649	-	283,348	40,651,502	171,391,663	143,766,523
Noncurrent Liabilities												
Asset retirement and other obligations	5,123,751								2,216,464	3,305,977	10,646,192	5,787,261
Refundable government advances								13,229,240			13,229,240	17,512,731
Accrued employee benefits, net of current portion	17,439,164	7,027,579									24,466,743	24,701,815
Postretirement medical benefits, net of current portion		101,993		86,029,698							86,131,691	77,515,498
Derivative instruments - interest rate swaps										29,262,055	29,262,055	22,976,132
Long-term debt, net of current portion										411,677,646	411,677,646	439,015,994
Total Noncurrent Liabilities	22,562,915	7,129,572	-	86,029,698	-	-	-	13,229,240	2,216,464	444,245,678	575,413,567	587,509,431
TOTAL LIABILITIES	95,587,804	24,216,999	6,028,943	104,017,171	285,612	16,020,820	21,649	13,229,240	2,499,812	484,897,180	746,805,230	731,275,954
DEFERRED INFLOW OF RESOURCES												
Deferred inflow of resources related to personnel		513,090		8,463,466							8,976,556	10,004,350
Accounting gain on debt refinancing										149,709	149,709	356,671
Deferred inflow of resources related to gift annuities									1,347,526		1,347,526	2,138,845
DEFERRED INFLOW OF RESOURCES	-	513,090	-	8,463,466	-	-	-	-	1,347,526	149,709	10,473,791	12,499,866
NET POSITION												
Net Investment in capital assets												
Restricted												
Nonexpendable									296,353,178		296,353,178	281,701,163
Expendable					50,103,470	(1,812,480)	532,216	2,853,310	148,990,798		200,667,314	213,336,955
Unrestricted	(14,910,266)	47,540,188	34,650,611	(88,150,343)	50,103,470	(1,812,480)	532,216	1,437,877	174,345,801	136,072,966	290,986,834	318,492,592
TOTAL NET POSITION	\$ (14,910,266)	47,540,188	34,650,611	(88,150,343)	50,103,470	(1,812,480)	532,216	4,291,187	619,689,777	845,409,836	1,497,344,196	1,498,545,838

**UNIVERSITY OF NEW HAMPSHIRE - CONSOLIDATED
STATEMENT OF NET POSITION
(BALANCE SHEET)**

	Balance at June 30,											
	General Operating	Internally Designated	Auxiliary	Other Unrestricted Funds	Restricted Gifts & Endowment Income	Sponsored Research & Programs	Sponsored Program Appropriations	Loan Funds	Endowment and Similar Funds	Plant Funds	2020	2019
ASSETS												
Current Assets												
Cash and cash equivalents	\$ 44,295,573	8,715,626	21,109,462	(3,107,330)	37,004,084	(2,023,335)	135,984	2,727,712	(17,992,699)	95,307,465	186,172,542	258,051,156
Short-term investments	60,619	956,124			349,380						1,366,123	978,504
Accounts receivable, net	966,955	1,105,744	644,159			15,516,875	417,881			1,370,242	20,021,856	17,304,008
Pledges receivable - current portion					2,420,724						2,420,724	3,287,729
Notes receivable - current portion								1,380,992			1,380,992	1,469,124
Prepaid expenses and other current assets	43,210	1,362,789	185,001	3,184,134						202,260	4,977,394	6,073,102
Interfund Borrowings											-	(71,596,399)
Total Current Assets	45,366,357	12,140,283	21,938,622	76,804	39,774,188	13,493,540	553,865	4,108,704	(17,992,699)	96,879,967	216,339,631	215,567,224
Noncurrent Assets												
Endowment and similar investments - campuses									165,572,789		165,572,789	167,532,048
Endowment and similar investments - affiliated entities									239,940,579		239,940,579	241,605,963
Pledges receivable, net of current portion					3,843,841						3,843,841	4,810,016
Notes receivable, net of current portion								8,465,770			8,465,770	11,195,579
Pension assets, net of obligations											-	-
Property and equipment, net of accumulated depreciation					845,000					751,271,728	752,116,728	744,556,835
Total Noncurrent Assets	-	-	-	-	4,688,841	-	-	8,465,770	405,513,368	751,271,728	1,169,939,707	1,169,700,441
TOTAL ASSETS	45,366,357	12,140,283	21,938,622	76,804	44,463,029	13,493,540	553,865	12,574,474	387,520,669	848,151,695	1,386,279,338	1,385,267,665
DEFERRED OUTFLOW OF RESOURCES												
Accumulated decrease in fair value of hedging derivatives											-	-
Accounting loss on debt refinancings											-	-
Deferred outflow of resources related to personnel				6,952,467							6,952,467	2,201,497.00
Deferred outflow - asset retirement obligations										730,665	730,665	797,919.00
DEFERRED OUTFLOW OF RESOURCES	-	-	-	6,952,467	-	-	-	-	-	730,665	7,683,132	2,999,416.00
LIABILITIES												
Current Liabilities												
Accounts payable and accrued expenses	4,971,173	3,938,229	802,944	70,493	79,883	1,415,187	21,649		279,417	6,900,538	18,479,513	21,202,005
Deposits and unearned revenues	39,105,410	47,179	2,199,291	6,311	193,865	12,503,670					54,055,726	29,839,223
Accrued employee benefits - current portion		1,165,740									1,165,740	1,144,963
Postretirement medical benefits - current portion				3,131,488							3,131,488	4,368,898
Long-term debt - current portion										10,083,781	10,083,781	11,835,990
Total Current Liabilities	44,076,583	5,151,148	3,002,235	3,208,292	273,748	13,918,857	21,649	-	279,417	16,984,319	86,916,248	68,391,079
Noncurrent Liabilities												
Asset retirement and other obligations									2,151,496	1,538,777	3,690,273	3,953,010
Refundable government advances								10,438,689			10,438,689	13,484,587
Accrued employee benefits, net of current portion	12,404,227	236,655									12,640,882	12,439,523
Postretirement medical benefits, net of current portion				61,065,985							61,065,985	59,394,026
Derivative instruments - interest rate swaps											-	-
Long-term debt, net of current portion										163,412,228	163,412,228	173,484,861
Total Noncurrent Liabilities	12,404,227	236,655	-	61,065,985	-	-	-	10,438,689	2,151,496	164,951,005	251,248,057	262,756,007
TOTAL LIABILITIES	56,480,810	5,387,803	3,002,235	64,274,277	273,748	13,918,857	21,649	10,438,689	2,430,913	181,935,324	338,164,305	331,147,086
DEFERRED INFLOW OF RESOURCES												
Deferred inflow of resources related to personnel				5,886,112							5,886,112	4,047,449
Accounting gain on debt refinancing											-	-
Deferred inflow of resources related to gift annuities									1,347,526		1,347,526	2,138,845
DEFERRED INFLOW OF RESOURCES	-	-	-	5,886,112	-	-	-	-	1,347,526	-	7,233,638	6,186,294
NET POSITION												
Net Investment in capital assets												
Restricted												
Nonexpendable									235,710,035		235,710,035	228,301,941
Expendable					44,189,281	(425,317)	532,216	1,989,661	133,972,526		180,258,367	188,920,355
Unrestricted	(11,114,453)	6,752,480	18,936,387	(63,131,118)	44,189,281	(425,317)	532,216	146,124	14,059,669	91,720,143	57,369,232	142,460,752
TOTAL NET POSITION	\$ (11,114,453)	6,752,480	18,936,387	(63,131,118)	44,189,281	(425,317)	532,216	2,135,785	383,742,230	666,947,036	1,048,564,527	1,050,933,701

**PLYMOUTH STATE UNIVERSITY
STATEMENT OF NET POSITION
(BALANCE SHEET)**

											Balance at June 30,	
	General Operating	Internally Designated	Auxiliary	Other Unrestricted Funds	Restricted Gifts & Endowment Income	Sponsored Research & Programs	Sponsored Program Appropriations	Loan Funds	Endowment & Similar Funds	Plant Funds	2020	2019
ASSETS												
Current Assets												
Cash and cash equivalents	\$ 3,947,943	(6,959,459)	6,439,761	(241,803)	2,188,893	(3,762)		543,164	83	15,990,929	21,905,749	35,841,216
Short-term investments	120,792				13,790						134,582	107,194
Accounts receivable, net	246,195	26,976	529,336			432,057				926,933	2,161,497	1,225,194
Pledges receivable - current portion											-	3,904
Notes receivable - current portion								539,451			539,451	551,900
Prepaid expenses and other current assets		221,338	16,851	270,671	1,500						510,360	984,738
Interfund Borrowings											-	(14,372,819)
Total Current Assets	4,314,930	(6,711,145)	6,985,948	28,868	2,204,183	428,295	-	1,082,615	83	16,917,862	25,251,639	24,341,327
Noncurrent Assets												
Endowment and similar investments - campuses									29,719,502		29,719,502	28,903,180
Endowment and similar investments - affiliated entities											-	-
Pledges receivable, net of current portion											-	-
Notes receivable, net of current portion								656,148			656,148	1,058,978
Pension assets, net of obligations											-	-
Property and equipment, net of accumulated depreciation										186,526,509	186,526,509	190,888,431
Total Noncurrent Assets	-	-	-	-	-	-	-	656,148	29,719,502	186,526,509	216,902,159	220,850,589
TOTAL ASSETS	4,314,930	(6,711,145)	6,985,948	28,868	2,204,183	428,295	-	1,738,763	29,719,585	203,444,371	242,153,798	245,191,916
DEFERRED OUTFLOW OF RESOURCES												
Accumulated decrease in fair value of hedging derivatives											-	-
Accounting loss on debt refinancings											-	-
Deferred outflow of resources related to personnel				1,299,119							1,299,119	386,256
Deferred outflow - asset retirement obligations										51,160	51,160	91,891
DEFERRED OUTFLOW OF RESOURCES	-	-	-	1,299,119	-	-	-	-	-	51,160	1,350,279	478,147.00
LIABILITIES												
Current Liabilities												
Accounts payable and accrued expenses	702,898	24,990	87,684		611	22,600			1,710	404,901	1,245,394	2,228,941
Deposits and unearned revenues	7,384,231	1,200,362	55,443	28,868		1,138,322					9,807,226	5,386,702
Accrued employee benefits - current portion	120,792	93,065									213,857	248,555
Postretirement medical benefits - current portion				553,217							553,217	756,527
Long-term debt - current portion										3,498,477	3,498,477	3,790,671
Total Current Liabilities	8,207,921	1,318,417	143,127	582,085	611	1,160,922	-	-	1,710	3,903,378	15,318,171	12,411,396
Noncurrent Liabilities												
Asset retirement and other obligations									16,103	811,200	827,303	827,165
Refundable government advances								1,340,395			1,340,395	2,000,132
Accrued employee benefits, net of current portion	2,226,862	11,092									2,237,954	2,266,223
Postretirement medical benefits, net of current portion		101,993		10,788,073							10,890,066	10,532,769
Derivative instruments - interest rate swaps											-	-
Long-term debt, net of current portion										91,805,492	91,805,492	95,301,431
Total Noncurrent Liabilities	2,226,862	113,085	-	10,788,073	-	-	-	1,340,395	16,103	92,616,692	107,101,210	110,927,720
TOTAL LIABILITIES	10,434,783	1,431,502	143,127	11,370,158	611	1,160,922	-	1,340,395	17,813	96,520,070	122,419,381	123,339,116
DEFERRED INFLOW OF RESOURCES												
Deferred inflow of resources related to personnel				1,020,613							1,020,613	710,131
Accounting gain on debt refinancing											-	-
Deferred inflow of resources related to gift annuities											-	-
DEFERRED INFLOW OF RESOURCES	-	-	-	1,020,613	-	-	-	-	-	-	1,020,613	710,131
NET POSITION												
Net Investment in capital assets												
Restricted												
Nonexpendable									20,885,811		20,885,811	19,211,833
Expendable					2,203,572	(732,627)		385,989	3,195,544		5,052,478	7,387,587
Unrestricted	(6,119,853)	(8,142,647)	6,842,821	(11,062,784)	-	-	-	12,379	5,620,417	16,512,359	3,662,692	16,257,895
TOTAL NET POSITION	\$ (6,119,853)	(8,142,647)	6,842,821	(11,062,784)	2,203,572	(732,627)	-	398,368	29,701,772	106,975,461	120,064,083	121,620,816

**KEENE STATE COLLEGE - CONSOLIDATED
STATEMENT OF NET POSITION
(BALANCE SHEET)**

											Balance at June 30,	
	General Operating	Internally Designated	Auxiliary	Other Unrestricted Funds	Restricted Gifts & Endowment Income	Sponsored Research & Programs	Sponsored Program Appropriations	Loan Funds	Endowment & Similar Funds	Plant Funds	2020	2019
ASSETS												
Current Assets												
Cash and cash equivalents	\$ (12,516,119)	7,768,771	11,020,395	(103,175)	3,005,821	(612,682)		1,109,713	25	27,529,212	37,201,961	54,840,888
Short-term investments	40,863										40,863	20,556
Accounts receivable, net	593,798	607,455	529,749			749,608					2,480,610	1,916,578
Pledges receivable - current portion					116,193						116,193	-
Notes receivable - current portion							149,620				149,620	174,621
Prepaid expenses and other current assets	109,019	99,552		122,667							331,238	838,664
Interfund Borrowings											-	(4,484,061)
Total Current Assets	(11,772,439)	8,475,778	11,550,144	19,492	3,122,014	136,926	-	1,259,333	25	27,529,212	40,320,485	53,307,246
Noncurrent Assets												
Endowment and similar investments - campuses									30,073,196		30,073,196	29,840,067
Endowment and similar investments - affiliated entities									13,585,179		13,585,179	9,643,137
Pledges receivable, net of current portion					91,669						91,669	-
Notes receivable, net of current portion							1,947,857				1,947,857	2,038,131
Pension assets, net of obligations											-	-
Property and equipment, net of accumulated depreciation										168,006,299	168,006,299	174,094,050
Total Noncurrent Assets	-	-	-	-	91,669	-	-	1,947,857	43,658,375	168,006,299	213,704,200	215,615,385
TOTAL ASSETS	(11,772,439)	8,475,778	11,550,144	19,492	3,213,683	136,926	-	3,207,190	43,658,400	195,535,511	254,024,685	268,922,631
DEFERRED OUTFLOW OF RESOURCES												
Accumulated decrease in fair value of hedging derivatives											-	-
Accounting loss on debt refinancings											-	-
Deferred outflow of resources related to personnel				1,210,279							1,210,279	373,273
Deferred outflow - asset retirement obligations										525,849	525,849	601,650
DEFERRED OUTFLOW OF RESOURCES	-	-	-	1,210,279	-	-	-	-	-	525,849	1,736,128	974,923.00
LIABILITIES												
Current Liabilities												
Accounts payable and accrued expenses	761,690	36,566	130,001	19,493	7,475	58,554			2,221	77,525	1,093,525	2,191,775
Deposits and unearned revenues	869,332	99,188	2,753,580			736,783					4,458,883	4,518,163
Accrued employee benefits - current portion		481,076									481,076	351,571
Postretirement medical benefits - current portion				532,461							532,461	740,829
Long-term debt - current portion										4,486,045	4,486,045	4,555,223
Total Current Liabilities	1,631,022	616,830	2,883,581	551,954	7,475	795,337	-	-	2,221	4,563,570	11,051,990	12,357,561
Noncurrent Liabilities												
Asset retirement and other obligations									48,865	948,000	996,865	999,086
Refundable government advances								1,450,156			1,450,156	2,028,012
Accrued employee benefits, net of current portion	1,772,131	116,732									1,888,863	2,046,265
Postretirement medical benefits, net of current portion				10,383,320							10,383,320	10,070,430
Derivative instruments - interest rate swaps											-	-
Long-term debt, net of current portion										88,424,420	88,424,420	93,335,854
Total Noncurrent Liabilities	1,772,131	116,732	-	10,383,320	-	-	-	1,450,156	48,865	89,372,420	103,143,624	108,479,647
TOTAL LIABILITIES	3,403,153	733,562	2,883,581	10,935,274	7,475	795,337	-	1,450,156	51,086	93,935,990	114,195,614	120,837,208
DEFERRED INFLOW OF RESOURCES												
Deferred inflow of resources related to personnel				993,207							993,207	686,261
Accounting gain on debt refinancing											-	-
Deferred inflow of resources related to gift annuities											-	-
DEFERRED INFLOW OF RESOURCES	-	-	-	993,207	-	-	-	-	-	-	993,207	686,261
NET POSITION												
Net Investment in capital assets										74,673,684	74,673,684	73,698,029
Restricted												
Nonexpendable									32,245,438		32,245,438	27,189,242
Expendable					3,206,208	(658,411)		477,660	10,968,836		13,994,293	15,501,647
Unrestricted	(15,175,592)	7,742,216	8,666,563	(10,698,710)				1,279,374	393,040	27,451,686	19,658,577	31,985,167
TOTAL NET POSITION	\$ (15,175,592)	7,742,216	8,666,563	(10,698,710)	3,206,208	(658,411)	-	1,757,034	43,607,314	102,125,370	140,571,992	148,374,085

**GRANITE STATE COLLEGE
STATEMENT OF NET POSITION
(BALANCE SHEET)**

	Balance at June 30,											
	General Operating	Internally Designated	Auxiliary	Other Unrestricted Funds	Restricted Gifts & Endowment Income	Sponsored Research & Programs	Sponsored Program Appropriations	Loan Funds	Endowment & Similar Funds	Plant Funds	2020	2019
ASSETS												
Current Assets												
Cash and cash equivalents	\$ 17,124,112	3,883,062	204,840	(69,048)	471,862	(458,368)			388,778		21,545,238	21,808,898
Short-term investments	87,157										87,157	71,378
Accounts receivable, net	92,592	1,086				562,896					656,574	562,124
Pledges receivable - current portion											-	-
Notes receivable - current portion											-	-
Prepaid expenses and other current assets	38,602			69,048							107,650	225,300
Interfund Borrowings											-	(1,982,385)
Total Current Assets	17,342,463	3,884,148	204,840	-	471,862	104,528	-	-	-	388,778	22,396,619	20,685,315
Noncurrent Assets												
Endowment and similar investments - campuses								8,325,887			8,325,887	8,040,308
Endowment and similar investments - affiliated entities											-	-
Pledges receivable, net of current portion											-	-
Notes receivable, net of current portion											-	-
Pension assets, net of obligations											-	-
Property and equipment, net of accumulated depreciation									7,065,253		7,065,253	7,253,941
Total Noncurrent Assets	-	-	-	-	-	-	-	-	8,325,887	7,065,253	15,391,140	15,294,249
TOTAL ASSETS	17,342,463	3,884,148	204,840	-	471,862	104,528	-	-	8,325,887	7,454,031	37,787,759	35,979,564
DEFERRED OUTFLOW OF RESOURCES												
Accumulated decrease in fair value of hedging derivatives											-	-
Accounting loss on debt refinancings											-	-
Deferred outflow of resources related to personnel				267,660							267,660	77,900
Deferred outflow - asset retirement obligations											-	-
DEFERRED OUTFLOW OF RESOURCES	-	-	-	267,660	-	-	-	-	-	-	267,660	77,900
LIABILITIES												
Current Liabilities												
Accounts payable and accrued expenses	259,446	5,128			2,373	65,006					331,953	678,296
Deposits and unearned revenues	513,284				1,405	34,716					549,405	488,075
Accrued employee benefits - current portion	87,157										87,157	71,378
Postretirement medical benefits - current portion				111,843							111,843	65,811
Long-term debt - current portion											-	-
Total Current Liabilities	859,887	5,128	-	111,843	3,778	99,722	-	-	-	-	1,080,358	1,303,560
Noncurrent Liabilities												
Asset retirement and other obligations									8,000		8,000	8,000
Refundable government advances											-	-
Accrued employee benefits, net of current portion	495,457										495,457	463,396
Postretirement medical benefits, net of current portion				2,181,019							2,181,019	2,190,452
Derivative instruments - interest rate swaps											-	-
Long-term debt, net of current portion											-	-
Total Noncurrent Liabilities	495,457	-	-	2,181,019	-	-	-	-	8,000	-	2,684,476	2,661,848
TOTAL LIABILITIES	1,355,344	5,128	-	2,292,862	3,778	99,722	-	-	8,000	-	3,764,834	3,965,408
DEFERRED INFLOW OF RESOURCES												
Deferred inflow of resources related to personnel				204,974							204,974	143,220
Accounting gain on debt refinancing											-	-
Deferred inflow of resources related to gift annuities											-	-
DEFERRED INFLOW OF RESOURCES	-	-	-	204,974	-	-	-	-	-	-	204,974	143,220
NET POSITION												
Net Investment in capital assets										7,057,253	7,057,253	5,263,556
Restricted												
Nonexpendable								7,500,390			7,500,390	6,986,643
Expendable					468,084	4,806		825,497			1,298,387	1,463,985
Unrestricted	15,987,119	3,879,020	204,840	(2,230,176)					388,778		18,229,581	18,234,652
TOTAL NET POSITION	\$ 15,987,119	3,879,020	204,840	(2,230,176)	468,084	4,806	-	-	8,325,887	7,446,031	34,085,611	31,948,836

**TRUSTEES/CHANCELLOR'S OFFICE
STATEMENT OF NET POSITION
(BALANCE SHEET)**

										Balance at June 30,		
	General Operating	Internally Designated	Auxiliary	Other Unrestricted Funds	Restricted Gifts & Endowment Income	Sponsored Research & Programs	Sponsored Program Appropriations	Loan Funds	Endowment & Similar Funds	Plant Funds	2020	2019
ASSETS												
Current Assets												
Cash and cash equivalents	\$ 24,905,929	(74,704,070)		13,204,315	36,325	(4,858,486)		(161,389,531)	1,318,773		(201,486,745)	(295,120,027)
Short-term investments	113,512	127,038,339							30,126,003		157,277,854	146,988,272
Accounts receivable, net	55,172	1,018,702				4,903,537					5,977,411	1,023,107
Pledges receivable - current portion											-	-
Notes receivable - current portion											-	-
Prepaid expenses and other current assets	351,614	891,011		246,356							1,488,981	1,108,432
Interfund Borrowings											-	92,435,664
Total Current Assets	25,426,227	54,243,982	-	13,450,671	36,325	45,051	-	-	(161,389,531)	31,444,776	(36,742,499)	(53,564,552)
Noncurrent Assets												
Endowment and similar investments - campuses								315,702,105			315,702,105	323,668,175
Endowment and similar investments - affiliated entities											-	-
Pledges receivable, net of current portion											-	-
Notes receivable, net of current portion											-	-
Pension assets, net of obligations				432,397							432,397	311,312
Property and equipment, net of accumulated depreciation									6,210,174		6,210,174	567,860
Total Noncurrent Assets	-	-	-	432,397	-	-	-	-	315,702,105	6,210,174	322,344,676	324,547,347
TOTAL ASSETS	25,426,227	54,243,982	-	13,883,068	36,325	45,051	-	-	154,312,574	37,654,950	285,602,177	270,982,795
DEFERRED OUTFLOW OF RESOURCES												
Accumulated decrease in fair value of hedging derivatives										29,262,056	29,262,056	22,976,132
Accounting loss on debt refinancings									7,646,437	7,646,437	7,646,437	8,708,095
Deferred outflow of resources related to personnel		237,231		592,537							829,768	(237,526)
Deferred outflow - asset retirement obligations											-	-
DEFERRED OUTFLOW OF RESOURCES	-	237,231	-	592,537	-	-	-	-	-	36,908,493	37,738,261	31,446,701
LIABILITIES												
Current Liabilities												
Accounts payable and accrued expenses	18,135,586	5,384,416		13,443,028		45,982			5,953,334		42,962,346	38,929,723
Deposits and unearned revenues	378			7,643							8,021	10,049
Accrued employee benefits - current portion	113,512	4,611,488									4,725,000	4,943,450
Postretirement medical benefits - current portion				82,628							82,628	(601,372)
Long-term debt - current portion									9,246,901		9,246,901	6,021,077
Total Current Liabilities	18,249,476	9,995,904	-	13,533,299	-	45,982	-	-	-	15,200,235	57,024,896	49,302,927
Noncurrent Liabilities												
Asset retirement and other obligations	5,123,751										5,123,751	-
Refundable government advances											-	-
Accrued employee benefits, net of current portion	540,487	6,663,100									7,203,587	7,486,408
Postretirement medical benefits, net of current portion				1,611,301							1,611,301	(4,672,179)
Derivative instruments - interest rate swaps									29,262,055		29,262,055	22,976,132
Long-term debt, net of current portion									68,035,506		68,035,506	76,893,848
Total Noncurrent Liabilities	5,664,238	6,663,100	-	1,611,301	-	-	-	-	97,297,561	111,236,200	112,684,209	102,684,209
TOTAL LIABILITIES	23,913,714	16,659,004	-	15,144,600	-	45,982	-	-	112,497,796	168,261,096	168,261,096	151,987,136
DEFERRED INFLOW OF RESOURCES												
Deferred inflow of resources related to personnel		513,090		358,560							871,650	4,417,289
Accounting gain on debt refinancing									149,709		149,709	356,671
Deferred inflow of resources related to gift annuities											-	-
DEFERRED INFLOW OF RESOURCES	-	513,090	-	358,560	-	-	-	-	149,709	-	1,021,359	4,773,960
NET POSITION												
Net Investment in capital assets										(38,084,062)	(38,084,062)	36,039,389
Restricted												
Nonexpendable								11,504			11,504	11,504
Expendable					36,325	(931)		28,395			63,789	63,381
Unrestricted	1,512,513	37,309,119	-	(1,027,555)	36,325	(931)	-	154,272,675	(38,084,062)	-	192,066,752	109,554,126
TOTAL NET POSITION	\$ 1,512,513	37,309,119	-	(1,027,555)	36,325	(931)	-	154,312,574	(38,084,062)	-	154,057,983	145,668,400

UNIVERSITY SYSTEM OF NEW HAMPSHIRE
STATEMENT OF REVENUES, EXPENSES AND CHANGES IN NET POSITION
(ACTIVITIES STATEMENT)

For the year ended June 30,

	UNH - Durham, Manchester, Law and Foundation	PSU	KSC and KEA	GSC	Trustees/ Chancellor's Office	2020	2019
OPERATING REVENUES							
Resident tuition	\$ 110,271,869	27,816,069	17,613,047	10,302,326		166,003,311	166,235,597
Nonresident tuition	226,773,448	38,400,548	37,135,998	3,244,860		305,554,854	307,331,587
Continuing education tuition	13,979,535	1,612,970	2,445,969	1,183,224		19,221,698	19,574,328
Student fees revenue	16,833,249	4,493,219	4,157,850	663,443		26,147,761	28,514,231
Total tuition and fees	367,858,101	72,322,806	61,352,864	15,393,853		516,927,624	521,655,743
Less: student financial aid - grants and contracts	(17,287,617)	(6,094,627)	(4,433,521)	(4,105,828)		(31,921,593)	(33,459,618)
Less: student financial aid - all other	(123,191,972)	(22,595,875)	(20,742,673)	(1,801,372)	(900)	(168,332,792)	(163,307,763)
Net tuition and fees	227,378,512	43,632,304	36,176,670	9,486,653	(900)	316,673,239	324,888,362
Grants and contracts - direct revenues	99,540,367	2,669,144	3,457,705	2,820,514		108,487,730	107,257,946
Grants and contracts - facilities & administrative recovery	21,666,537	214,026	432,537	49,845		22,362,945	21,717,526
Sales of auxiliary services	115,027,341	25,577,706	25,764,499			166,369,546	214,511,403
Other operating revenues	18,661,422	2,105,220	3,945,586	162,941	4,045,864	28,921,033	32,265,990
TOTAL OPERATING REVENUES	482,274,179	74,198,400	69,776,997	12,519,953	4,044,964	642,814,493	700,641,227
OPERATING EXPENSES							
Employee compensation - grants and contracts	60,197,696	1,111,239	2,015,739	1,465,459	931	64,791,064	62,965,053
Employee compensation - all other	334,421,407	57,229,717	57,921,320	11,859,250	11,777,306	473,209,000	471,763,320
Supplies and services - grants and contracts	32,094,590	1,687,318	1,427,419	228,838	300,052	35,738,217	30,010,149
Supplies and services - all other	113,626,362	19,567,326	23,312,847	3,850,900	(5,534,730)	154,822,705	174,368,730
Utilities	8,681,679	4,644,129	4,565,314	120,829	46,471	18,058,422	18,582,487
Depreciation and amortization	51,139,577	9,185,240	8,341,679	261,432	87,337	69,015,265	65,349,178
TOTAL OPERATING EXPENSES	600,161,311	93,424,969	97,584,318	17,786,708	6,677,367	815,634,673	823,038,917
Operating gain (loss)	(117,887,132)	(19,226,569)	(27,807,321)	(5,266,755)	(2,632,403)	(172,820,180)	(122,397,690)
NONOPERATING REVENUES (EXPENSES)							
State of New Hampshire general appropriations	58,419,908	12,087,418	11,602,155	3,390,519		85,500,000	81,000,000
Federal Pell grants	12,682,101	5,092,199	3,800,661	2,864,761		24,439,722	25,968,341
Other nonoperating grant revenue	7,390,465	2,274,350	1,746,572	114,850	4,903,537	16,429,774	
Noncapital gifts	15,451,486	780,565	1,126,438	52,961	91	17,411,541	13,509,515
Endowment and investment income	26,352,646	2,425,374	3,009,078	740,466	9,138,627	41,666,191	42,024,104
Interest expense, net	(6,960,558)	(3,544,511)	(3,522,093)		(2,302,884)	(16,330,046)	(17,154,458)
Other nonoperating revenue					136,955	136,955	252,411
TOTAL NONOPERATING REVENUES (EXPENSES)	113,336,048	19,115,395	17,762,811	7,163,557	11,876,326	169,254,137	145,599,913
INCREASE (DECREASE) IN NET POSITION BEFORE OTHER CHANGES	(4,551,084)	(111,174)	(10,044,510)	1,896,802	9,243,923	(3,566,043)	23,202,223
OTHER CHANGES IN NET POSITION							
State of New Hampshire capital appropriations	10,082,096					10,082,096	
Plant gifts, grants and other changes, net	1,373,076	188,389	131,982			1,693,447	2,722,269
Endowment and similar gifts	7,504,868	1,644,794	5,056,191	513,748		14,719,601	17,793,060
Endowment return, net of amount used for operations	(14,159,793)	(868,127)	(908,586)	(228,169)	(7,966,068)	(24,130,743)	8,894,560
TOTAL OTHER CHANGES IN NET POSITION	4,800,247	965,056	4,279,587	285,579	(7,966,068)	2,364,401	29,409,889
Transfers, net	(2,618,337)	(2,410,615)	(2,037,170)	(45,606)	7,111,728	-	-
NET INCREASE (DECREASE) IN NET POSITION	(2,369,174)	(1,556,733)	(7,802,093)	2,136,775	8,389,583	(1,201,642)	52,612,112
Net position at beginning of year	1,050,933,701	121,620,816	148,374,085	31,948,836	145,668,400	1,498,545,838	1,445,933,726
NET POSITION AT END OF YEAR	\$ 1,048,564,527	120,064,083	140,571,992	34,085,611	154,057,983	1,497,344,196	1,498,545,838

UNIVERSITY SYSTEM OF NEW HAMPSHIRE
STATEMENT OF REVENUES, EXPENSES AND CHANGES IN NET POSITION
(ACTIVITIES STATEMENT)

For the year ended June 30,

	General Operating	Internally Designated	Auxiliary	Other Unrestricted Funds	Restricted Gifts & Endowment Income	Sponsored Research & Programs	Sponsored Program Appropriations	Loan Funds	Endowment & Similar Funds	Plant Funds	2020	2019
OPERATING REVENUES												
Resident tuition	\$ 165,426,018	577,293									166,003,311	166,235,597
Nonresident tuition	305,554,854										305,554,854	307,331,587
Continuing education tuition	18,994,167	122,906			104,625						19,221,698	19,574,328
Student fees revenue	22,483,026	3,656,012			8,723						26,147,761	28,514,231
Total tuition and fees	512,458,065	4,356,211	-	-	113,348	-	-	-	-	-	516,927,624	521,655,743
Less: student financial aid - grants and contracts						(31,921,593)					(31,921,593)	(33,459,618)
Less: student financial aid - all other	(152,201,739)	(391,813)	(2,232,515)		(12,704,211)	(802,514)					(168,332,792)	(163,307,763)
Net tuition and fees	360,256,326	3,964,398	(2,232,515)	-	(12,590,863)	(32,724,107)	-	-	-	-	316,673,239	324,888,362
Grants and contracts - direct revenues						101,592,677	6,895,053				108,487,730	107,257,946
Grants and contracts - facilities & administrative recovery	22,362,945										22,362,945	21,717,526
Sales of auxiliary services			166,369,546								166,369,546	214,511,403
Other operating revenues	6,783,053	19,689,163			1,278,183	554,400	8	370,661		245,565	28,921,033	32,265,990
TOTAL OPERATING REVENUES	389,402,324	23,653,561	164,137,031	-	(11,312,680)	69,422,970	6,895,061	370,661	-	245,565	642,814,493	700,641,227
OPERATING EXPENSES												
Employee compensation - grants and contracts						58,975,989	5,815,075				64,791,064	62,965,053
Employee compensation - all other	369,721,417	40,731,931	53,565,031	(1,223,957)	7,551,357	2,856,836	6,385				473,209,000	471,763,320
Supplies and services - grants and contracts						34,752,703	927,322		58,192		35,738,217	30,010,149
Supplies and services - all other	45,597,127	(897,673)	90,263,025		6,157,689	1,138,489	75,168	280,014		12,208,866	154,822,705	174,368,730
Utilities	16,898,616	652,525	212,600		239,117	311	16,216			39,037	18,058,422	18,582,487
Depreciation and amortization										69,015,265	69,015,265	65,349,178
TOTAL OPERATING EXPENSES	432,217,160	40,486,783	144,040,656	(1,223,957)	13,948,163	97,724,328	6,840,166	280,014	-	81,321,360	815,634,673	823,038,917
Operating gain (loss)	(42,814,836)	(16,833,222)	20,096,375	1,223,957	(25,260,843)	(28,301,358)	54,895	90,647	-	(81,075,795)	(172,820,180)	(122,397,690)
NONOPERATING REVENUES (EXPENSES)												
State of New Hampshire general appropriations	85,500,000										85,500,000	81,000,000
Federal Pell grants						24,439,722					24,439,722	25,968,341
Other nonoperating grant revenue		535,164				15,894,610					16,429,774	-
Noncapital gifts		638,012			16,773,529						17,411,541	13,509,515
Endowment and investment income	9,968,583	12,039,254			16,116,903			12,940	3,766	3,524,745	41,666,191	42,024,104
Interest expense, net									(18,374)	(16,311,672)	(16,330,046)	(17,154,458)
Other nonoperating revenue		306,338	9,128,534			(9,297,917)					136,955	252,411
TOTAL NONOPERATING REVENUES (EXPENSES)	95,468,583	13,518,768	9,128,534	-	32,890,432	31,036,415	-	12,940	(14,608)	(12,786,927)	169,254,137	145,599,913
INCREASE (DECREASE) IN NET POSITION BEFORE OTHER CHANGES	52,653,747	(3,314,454)	29,224,909	1,223,957	7,629,589	2,735,057	54,895	103,587	(14,608)	(93,862,722)	(3,566,043)	23,202,223
OTHER CHANGES IN NET POSITION												
State of New Hampshire capital appropriations										10,082,096	10,082,096	-
Plant gifts, grants and other changes, net					1,441,126					252,321	1,693,447	2,722,269
Endowment and similar gifts									14,719,601		14,719,601	17,793,060
Endowment return, net of amount used for operations		(213)							(24,130,530)		(24,130,743)	8,894,560
TOTAL OTHER CHANGES IN NET POSITION	-	(213)	-	-	1,441,126	-	-	-	(9,410,929)	10,334,417	2,364,401	29,409,889
Transfers, net	(74,085,512)	28,307,491	(40,294,727)		(7,114,049)	(6,508,343)	103,884	(884,770)	1,393,882	99,082,144	-	-
NET INCREASE (DECREASE) IN NET POSITION	(21,431,765)	24,992,824	(11,069,818)	1,223,957	1,956,666	(3,773,286)	158,779	(781,183)	(8,031,655)	15,553,839	(1,201,642)	52,612,112
Net position at beginning of year	6,521,499	22,547,364	45,720,429	(89,374,300)	48,146,804	1,960,806	373,437	5,072,370	627,721,432	829,855,997	1,498,545,838	1,445,933,726
NET POSITION AT END OF YEAR	\$ (14,910,266)	47,540,188	34,650,611	(88,150,343)	50,103,470	(1,812,480)	532,216	4,291,187	619,689,777	845,409,836	1,497,344,196	1,498,545,838

UNIVERSITY OF NEW HAMPSHIRE CONSOLIDATED
STATEMENT OF REVENUES, EXPENSES AND CHANGES IN NET POSITION
(ACTIVITIES STATEMENT)

For the year ended June 30,

	General Operating	Internally Designated	Auxiliary	Other Unrestricted Funds	Restricted Gifts & Endowment Income	Sponsored Research & Programs	Sponsored Program Appropriations	Loan Funds	Endowment & Similar Funds	Plant Funds	2020	2019
OPERATING REVENUES												
Resident tuition	\$ 110,271,869										110,271,869	109,551,861
Nonresident tuition	226,773,448										226,773,448	226,833,338
Continuing education tuition	13,964,449	15,086									13,979,535	15,108,217
Student fees revenue	15,776,605	1,056,644									16,833,249	17,822,315
Total tuition and fees	366,786,371	1,071,730	-	-	-	-	-	-	-	-	367,858,101	369,315,731
Less: student financial aid - grants and contracts						(17,287,617)					(17,287,617)	(18,489,840)
Less: student financial aid - all other	(110,591,796)	(201,238)	(2,012,733)		(10,124,786)	(261,419)					(123,191,972)	(119,321,683)
Net tuition and fees	256,194,575	870,492	(2,012,733)	-	(10,124,786)	(17,549,036)					227,378,512	231,504,208
Grants and contracts - direct revenues						92,645,314	6,895,053				99,540,367	98,071,873
Grants and contracts - facilities & administrative recovery	21,666,537										21,666,537	20,966,730
Sales of auxiliary services			115,027,341								115,027,341	149,352,811
Other operating revenues	4,700,912	12,048,733			959,366	554,050	8	201,152		197,201	18,661,422	21,687,345
TOTAL OPERATING REVENUES	282,562,024	12,919,225	113,014,608	-	(9,165,420)	75,650,328	6,895,061	201,152	-	197,201	482,274,179	521,582,967
OPERATING EXPENSES												
Employee compensation - grants and contracts						54,382,621	5,815,075				60,197,696	58,139,581
Employee compensation - all other	244,986,925	36,532,797	45,930,621	(2,477,757)	6,944,671	2,497,765	6,385				334,421,407	328,255,697
Supplies and services - grants and contracts						31,109,076	927,322			58,192	32,094,590	28,405,700
Supplies and services - all other	47,254,432	(9,088,339)	58,868,110		5,158,135	1,047,218	75,168	131,799		10,179,839	113,626,362	125,624,907
Utilities	7,587,810	652,525	185,700		239,117	311	16,216				8,681,679	8,085,742
Depreciation and amortization										51,139,577	51,139,577	47,345,071
TOTAL OPERATING EXPENSES	299,829,167	28,096,983	104,984,431	(2,477,757)	12,341,923	89,036,991	6,840,166	131,799	-	61,377,608	600,161,311	595,856,698
Operating gain (loss)	(17,267,143)	(15,177,758)	8,030,177	2,477,757	(21,507,343)	(13,386,663)	54,895	69,353	-	(61,180,407)	(117,887,132)	(74,273,731)
NONOPERATING REVENUES (EXPENSES)												
State of New Hampshire general appropriations	58,419,908										58,419,908	55,345,176
Federal Pell grants						12,682,101					12,682,101	13,778,389
Other nonoperating grant revenue		366,965				7,023,500					7,390,465	
Noncapital gifts		475,273			14,976,213						15,451,486	11,825,510
Endowment and investment income	6,637,396	6,100,304			13,597,039			12,940		4,967	26,352,646	25,052,257
Interest expense, net									(18,374)	(6,942,184)	(6,960,558)	(7,400,694)
Other nonoperating revenue		58,176	5,765,601			(5,823,777)					-	-
TOTAL NONOPERATING REVENUES (EXPENSES)	65,057,304	7,000,718	5,765,601	-	28,573,252	13,881,824	-	12,940	(18,374)	(6,937,217)	113,336,048	98,600,638
INCREASE (DECREASE) IN NET POSITION BEFORE OTHER CHANGES	47,790,161	(8,177,040)	13,795,778	2,477,757	7,065,909	495,161	54,895	82,293	(18,374)	(68,117,624)	(4,551,084)	24,326,907
OTHER CHANGES IN NET POSITION												
State of New Hampshire capital appropriations										10,082,096	10,082,096	
Plant gifts, grants and other changes, net					1,061,557					311,519	1,373,076	1,708,228
Endowment and similar gifts									7,504,868		7,504,868	14,743,578
Endowment return, net of amount used for operations									(14,159,793)		(14,159,793)	1,836,449
TOTAL OTHER CHANGES IN NET POSITION	-	-	-	-	1,061,557	-	-	-	(6,654,925)	10,393,615	4,800,247	18,288,255
Transfers, net	(58,897,297)	(47,905,186)	(20,437,452)		(5,834,452)	(2,627,296)	103,884	(549,434)	4,132,385	129,396,511	(2,618,337)	3,131,338
NET INCREASE (DECREASE) IN NET POSITION	(11,107,136)	(56,082,226)	(6,641,674)	2,477,757	2,293,014	(2,132,135)	158,779	(467,141)	(2,540,914)	71,672,502	(2,369,174)	45,746,500
Net position at beginning of year	(7,317)	62,834,706	25,578,061	(65,608,875)	41,896,267	1,706,818	373,437	2,602,926	386,283,144	595,274,534	1,050,933,701	1,005,187,201
NET POSITION AT END OF YEAR	\$ (11,114,453)	6,752,480	18,936,387	(63,131,118)	44,189,281	(425,317)	532,216	2,135,785	383,742,230	666,947,036	1,048,564,527	1,050,933,701

PLYMOUTH STATE UNIVERSITY
STATEMENT OF REVENUES, EXPENSES AND CHANGES IN NET POSITION
(ACTIVITIES STATEMENT)

	<u>For the year ended June 30,</u>											
	General Operating	Internally Designated	Auxiliary	Other Unrestricted Funds	Restricted Gifts & Endowment Income	Sponsored Research & Programs	Sponsored Program Appropriations	Loan Funds	Endowment & Similar Funds	Plant Funds	2020	2019
OPERATING REVENUES												
Resident tuition	\$ 27,816,069										27,816,069	28,903,188
Nonresident tuition	38,400,548										38,400,548	39,677,101
Continuing education tuition	1,612,970										1,612,970	1,451,210
Student fees revenue	3,870,238	622,981									4,493,219	5,236,896
Total tuition and fees	71,699,825	622,981	-	-	-	-	-	-	-	-	72,322,806	75,268,395
Less: student financial aid - grants and contracts						(6,094,627)					(6,094,627)	(6,556,211)
Less: student financial aid - all other	(21,233,438)	(106,288)	(219,782)		(1,022,367)	(14,000)					(22,595,875)	(23,008,286)
Net tuition and fees	50,466,387	516,693	(219,782)	-	(1,022,367)	(6,108,627)	-	-	-	-	43,632,304	45,703,898
Grants and contracts - direct revenues						2,669,144					2,669,144	2,988,916
Grants and contracts - facilities & administrative recovery	214,026										214,026	230,005
Sales of auxiliary services			25,577,706								25,577,706	32,424,745
Other operating revenues	1,043,012	731,848			180,956			101,040		48,364	2,105,220	2,552,480
TOTAL OPERATING REVENUES	51,723,425	1,248,541	25,357,924	-	(841,411)	(3,439,483)	-	101,040	-	48,364	74,198,400	83,900,044
OPERATING EXPENSES												
Employee compensation - grants and contracts						1,111,239					1,111,239	1,399,874
Employee compensation - all other	53,756,978	1,098,740	2,761,347	(448,394)	61,046						57,229,717	59,180,660
Supplies and services - grants and contracts						1,687,318					1,687,318	664,423
Supplies and services - all other	1,469,797	1,121,458	15,575,416		566,263			76,572		757,820	19,567,326	25,764,402
Utilities	4,605,092									39,037	4,644,129	5,482,541
Depreciation and amortization										9,185,240	9,185,240	8,956,912
TOTAL OPERATING EXPENSES	59,831,867	2,220,198	18,336,763	(448,394)	627,309	2,798,557	-	76,572	-	9,982,097	93,424,969	101,448,812
Operating gain (loss)	(8,108,442)	(971,657)	7,021,161	448,394	(1,468,720)	(6,238,040)	-	24,468	-	(9,933,733)	(19,226,569)	(17,548,768)
NONOPERATING REVENUES (EXPENSES)												
State of New Hampshire general appropriations	12,087,418										12,087,418	11,451,238
Federal Pell grants						5,092,199					5,092,199	5,577,425
Other nonoperating grant revenue						2,274,350					2,274,350	-
Noncapital gifts		57,590			722,975						780,565	700,128
Endowment and investment income	1,363,231	219,717			840,769				1,657		2,425,374	2,331,399
Interest expense, net										(3,544,511)	(3,544,511)	(3,714,493)
Other nonoperating revenue			1,975,460			(1,975,460)					-	-
TOTAL NONOPERATING REVENUES (EXPENSES)	13,450,649	277,307	1,975,460	-	1,563,744	5,391,089	-	-	1,657	(3,544,511)	19,115,395	16,345,697
INCREASE (DECREASE) IN NET POSITION BEFORE OTHER CHANGES	5,342,207	(694,350)	8,996,621	448,394	95,024	(846,951)	-	24,468	1,657	(13,478,244)	(111,174)	(1,203,071)
OTHER CHANGES IN NET POSITION												
State of New Hampshire capital appropriations											-	-
Plant gifts, grants and other changes, net					241,888					(53,499)	188,389	92,342
Endowment and similar gifts								1,644,794			1,644,794	1,199,099
Endowment return, net of amount used for operations								(868,127)			(868,127)	617,106
TOTAL OTHER CHANGES IN NET POSITION	-	-	-	-	241,888	-	-	-	776,667	(53,499)	965,056	1,908,547
Transfers, net	(6,393,389)	(14,284,701)	(9,833,949)		(977,847)	(20,731)		(196,088)	37,655	29,258,435	(2,410,615)	(375,856)
NET INCREASE (DECREASE) IN NET POSITION	(1,051,182)	(14,979,051)	(837,328)	448,394	(640,935)	(867,682)	-	(171,620)	815,979	15,726,692	(1,556,733)	329,620
Net position at beginning of year	(5,068,671)	6,836,404	7,680,149	(11,511,178)	2,844,507	135,055	-	569,988	28,885,793	91,248,769	121,620,816	121,291,196
NET POSITION AT END OF YEAR	\$ (6,119,853)	(8,142,647)	6,842,821	(11,062,784)	2,203,572	(732,627)	-	398,368	29,701,772	106,975,461	120,064,083	121,620,816

KEENE STATE COLLEGE CONSOLIDATED
STATEMENT OF REVENUES, EXPENSES AND CHANGES IN NET POSITION
(ACTIVITIES STATEMENT)

	For the year ended June 30,											
	General Operating	Internally Designated	Auxiliary	Other Unrestricted Funds	Restricted Gifts & Endowment Income	Sponsored Research & Programs	Sponsored Program Appropriations	Loan Funds	Endowment & Similar Funds	Plant Funds	2020	2019
OPERATING REVENUES												
Resident tuition	\$ 17,035,754	577,293									17,613,047	17,087,734
Nonresident tuition	37,135,998										37,135,998	37,980,838
Continuing education tuition	2,338,149	107,820									2,445,969	1,976,654
Student fees revenue	2,181,463	1,976,387									4,157,850	4,773,014
Total tuition and fees	58,691,364	2,661,500	-	-	-	-	-	-	-	-	61,352,864	61,818,240
Less: student financial aid - grants and contracts						(4,433,521)					(4,433,521)	(4,587,148)
Less: student financial aid - all other	(19,291,302)	(84,287)			(1,337,059)	(30,025)					(20,742,673)	(19,331,622)
Net tuition and fees	39,400,062	2,577,213	-	-	(1,337,059)	(4,463,546)	-	-	-	-	36,176,670	37,899,470
Grants and contracts - direct revenues						3,457,705					3,457,705	3,580,289
Grants and contracts - facilities & administrative recovery	432,537										432,537	478,904
Sales of auxiliary services			25,764,499								25,764,499	32,733,847
Other operating revenues	876,589	2,929,915			70,613			68,469			3,945,586	2,475,543
TOTAL OPERATING REVENUES	40,709,188	5,507,128	25,764,499	-	(1,266,446)	(1,005,841)	-	68,469	-	-	69,776,997	77,168,053
OPERATING EXPENSES												
Employee compensation - grants and contracts						2,015,739					2,015,739	2,105,794
Employee compensation - all other	48,910,642	3,932,399	4,873,063	(425,538)	333,470	297,284					57,921,320	54,983,257
Supplies and services - grants and contracts						1,427,419					1,427,419	788,874
Supplies and services - all other	3,443,326	2,550,313	15,819,499		364,048	71,421		71,643		992,597	23,312,847	24,061,148
Utilities	4,538,414		26,900								4,565,314	4,802,796
Depreciation and amortization										8,341,679	8,341,679	8,453,409
TOTAL OPERATING EXPENSES	56,892,382	6,482,712	20,719,462	(425,538)	697,518	3,811,863	-	71,643	-	9,334,276	97,584,318	95,195,278
Operating gain (loss)	(16,183,194)	(975,584)	5,045,037	425,538	(1,963,964)	(4,817,704)	-	(3,174)	-	(9,334,276)	(27,807,321)	(18,027,225)
NONOPERATING REVENUES (EXPENSES)												
State of New Hampshire general appropriations	11,602,155										11,602,155	10,991,515
Federal Pell grants						3,800,661					3,800,661	3,932,021
Other nonoperating grant revenue		168,199				1,578,373					1,746,572	
Noncapital gifts		105,058			1,021,380						1,126,438	962,638
Endowment and investment income	1,557,472	103,606			1,345,891			2,109			3,009,078	3,066,277
Interest expense, net										(3,522,093)	(3,522,093)	(3,701,068)
Other nonoperating revenue		111,207	1,387,473			(1,498,680)					-	-
TOTAL NONOPERATING REVENUES (EXPENSES)	13,159,627	488,070	1,387,473	-	2,367,271	3,880,354	-	-	2,109	(3,522,093)	17,762,811	15,251,383
INCREASE (DECREASE) IN NET POSITION BEFORE OTHER CHANGES	(3,023,567)	(487,514)	6,432,510	425,538	403,307	(937,350)	-	(3,174)	2,109	(12,856,369)	(10,044,510)	(2,775,842)
OTHER CHANGES IN NET POSITION												
State of New Hampshire capital appropriations											-	
Plant gifts, grants and other changes, net					137,681					(5,699)	131,982	1,146,325
Endowment and similar gifts								5,056,191			5,056,191	1,385,566
Endowment return, net of amount used for operations		(213)						(908,373)			(908,586)	854,015
TOTAL OTHER CHANGES IN NET POSITION	-	(213)	-	-	137,681	-	-	-	4,147,818	(5,699)	4,279,587	3,385,906
Transfers, net	(6,983,081)	(1,460,903)	(10,023,326)		(301,750)	165,269		(139,248)	27,353	16,678,516	(2,037,170)	(241,091)
NET INCREASE (DECREASE) IN NET POSITION	(10,006,648)	(1,948,630)	(3,590,816)	425,538	239,238	(772,081)	-	(142,422)	4,177,280	3,816,448	(7,802,093)	368,973
Net position at beginning of year	(5,168,944)	9,690,846	12,257,379	(11,124,248)	2,966,970	113,670	-	1,899,456	39,430,034	98,308,922	148,374,085	148,005,112
NET POSITION AT END OF YEAR	\$ (15,175,592)	7,742,216	8,666,563	(10,698,710)	3,206,208	(658,411)	-	1,757,034	43,607,314	102,125,370	140,571,992	148,374,085

GRANITE STATE COLLEGE
STATEMENT OF REVENUES, EXPENSES AND CHANGES IN NET POSITION
(ACTIVITIES STATEMENT)

											<u>For the year ended June 30,</u>	
	General Operating	Internally Designated	Auxiliary	Other Unrestricted Funds	Restricted Gifts & Endowment Income	Sponsored Research & Programs	Sponsored Program Appropriations	Loan Funds	Endowment & Similar Funds	Plant Funds	2020	2019
OPERATING REVENUES												
Resident tuition	\$ 10,302,326										10,302,326	10,692,814
Nonresident tuition	3,244,860										3,244,860	2,840,310
Continuing education tuition	1,078,599				104,625						1,183,224	1,038,247
Student fees revenue	654,720				8,723						663,443	682,006
Total tuition and fees	15,280,505	-	-	-	113,348	-	-	-	-	-	15,393,853	15,253,377
Less: student financial aid - grants and contracts						(4,105,828)					(4,105,828)	(3,826,419)
Less: student financial aid - all other	(1,085,203)				(219,099)	(497,070)					(1,801,372)	(1,646,172)
Net tuition and fees	14,195,302	-	-	-	(105,751)	(4,602,898)	-	-	-	-	9,486,653	9,780,786
Grants and contracts - direct revenues						2,820,514					2,820,514	2,616,868
Grants and contracts - facilities & administrative recovery	49,845										49,845	41,887
Sales of auxiliary services											-	-
Other operating revenues	85,304	10,039			67,248	350					162,941	456,399
TOTAL OPERATING REVENUES	14,330,451	10,039	-	-	(38,503)	(1,782,034)	-	-	-	-	12,519,953	12,895,940
OPERATING EXPENSES												
Employee compensation - grants and contracts						1,465,459					1,465,459	1,319,804
Employee compensation - all other	11,669,929	6,771		(91,407)	212,170	61,787					11,859,250	11,445,463
Supplies and services - grants and contracts						228,838					228,838	151,152
Supplies and services - all other	3,634,859	15,688			69,243	19,850			111,260		3,850,900	4,268,374
Utilities	120,829										120,829	146,227
Depreciation and amortization										261,432	261,432	388,403
TOTAL OPERATING EXPENSES	15,425,617	22,459	-	(91,407)	281,413	1,775,934	-	-	-	372,692	17,786,708	17,719,423
Operating gain (loss)	(1,095,166)	(12,420)	-	91,407	(319,916)	(3,557,968)	-	-	-	(372,692)	(5,266,755)	(4,823,483)
NONOPERATING REVENUES (EXPENSES)												
State of New Hampshire general appropriations	3,390,519										3,390,519	3,212,071
Federal Pell grants						2,864,761					2,864,761	2,680,506
Other nonoperating grant revenue						114,850					114,850	-
Noncapital gifts					52,961						52,961	20,844
Endowment and investment income	410,484				329,982						740,466	745,022
Interest expense, net											-	-
Other nonoperating revenue											-	-
TOTAL NONOPERATING REVENUES (EXPENSES)	3,801,003	-	-	-	382,943	2,979,611	-	-	-	-	7,163,557	6,658,443
INCREASE (DECREASE) IN NET POSITION BEFORE OTHER CHANGES	2,705,837	(12,420)	-	91,407	63,027	(578,357)	-	-	-	(372,692)	1,896,802	1,834,960
OTHER CHANGES IN NET POSITION												
State of New Hampshire capital appropriations											-	-
Plant gifts, grants and other changes, net											-	-
Endowment and similar gifts								513,748			513,748	464,817
Endowment return, net of amount used for operations								(228,169)			(228,169)	115,374
TOTAL OTHER CHANGES IN NET POSITION	-	-	-	-	-	-	-	-	285,579	-	285,579	580,191
Transfers, net	530,306					577,900				(1,153,812)	(45,606)	(54,787)
NET INCREASE (DECREASE) IN NET POSITION	3,236,143	(12,420)	-	91,407	63,027	(457)	-	-	285,579	(1,526,504)	2,136,775	2,360,364
Net position at beginning of year	12,750,976	3,891,440	204,840	(2,321,583)	405,057	5,263	-	-	8,040,308	8,972,535	31,948,836	29,588,472
NET POSITION AT END OF YEAR	\$ 15,987,119	3,879,020	204,840	(2,230,176)	468,084	4,806	-	-	8,325,887	7,446,031	34,085,611	31,948,836

TRUSTEES/CHANCELLOR'S OFFICE
STATEMENT OF REVENUES, EXPENSES AND CHANGES IN NET POSITION
(ACTIVITIES STATEMENT)

	<u>For the year ended June 30,</u>											
	General Operating	Internally Designated	Auxiliary	Other Unrestricted Funds	Restricted Gifts & Endowment Income	Sponsored Research & Programs	Sponsored Program Appropriations	Loan Funds	Endowment & Similar Funds	Plant Funds	2020	2019
OPERATING REVENUES												
Resident tuition	\$ -										-	-
Nonresident tuition											-	-
Continuing education tuition											-	-
Student fees revenue											-	-
Total tuition and fees											-	-
Less: student financial aid - grants and contracts											-	-
Less: student financial aid - all other					(900)						(900)	-
Net tuition and fees					(900)						(900)	-
Grants and contracts - direct revenues											-	-
Grants and contracts - facilities & administrative recovery											-	-
Sales of auxiliary services											-	-
Other operating revenues	77,236	3,968,628									4,045,864	5,094,223
TOTAL OPERATING REVENUES	77,236	3,968,628	-	-	(900)	-	-	-	-	-	4,044,964	5,094,223
OPERATING EXPENSES												
Employee compensation - grants and contracts						931					931	-
Employee compensation - all other	10,396,943	(838,776)		2,219,139							11,777,306	17,898,243
Supplies and services - grants and contracts						300,052					300,052	-
Supplies and services - all other	(10,205,287)	4,503,207							167,350		(5,534,730)	(5,350,101)
Utilities	46,471										46,471	65,181
Depreciation and amortization										87,337	87,337	205,383
TOTAL OPERATING EXPENSES	238,127	3,664,431	-	2,219,139	-	300,983	-	-	-	254,687	6,677,367	12,818,706
Operating gain (loss)	(160,891)	304,197	-	(2,219,139)	(900)	(300,983)	-	-	-	(254,687)	(2,632,403)	(7,724,483)
NONOPERATING REVENUES (EXPENSES)												
State of New Hampshire general appropriations											-	-
Federal Pell grants											-	-
Other nonoperating grant revenue						4,903,537					4,903,537	-
Noncapital gifts		91									91	395
Endowment and investment income		5,615,627			3,222				3,519,778		9,138,627	10,829,149
Interest expense, net									(2,302,884)		(2,302,884)	(2,338,203)
Other nonoperating revenue		136,955									136,955	252,411
TOTAL NONOPERATING REVENUES (EXPENSES)	-	5,752,673	-	-	3,222	4,903,537	-	-	-	1,216,894	11,876,326	8,743,752
INCREASE (DECREASE) IN NET POSITION BEFORE OTHER CHANGES	(160,891)	6,056,870	-	(2,219,139)	2,322	4,602,554	-	-	-	962,207	9,243,923	1,019,269
OTHER CHANGES IN NET POSITION												
State of New Hampshire capital appropriations											-	-
Plant gifts, grants and other changes, net											-	(224,626)
Endowment and similar gifts											-	-
Endowment return, net of amount used for operations									(7,966,068)		(7,966,068)	5,471,616
TOTAL OTHER CHANGES IN NET POSITION	-	-	-	-	-	-	-	-	(7,966,068)	-	(7,966,068)	5,246,990
Transfers, net	(2,342,051)	91,958,281				(4,603,485)			(2,803,511)	(75,097,506)	7,111,728	(2,459,604)
NET INCREASE (DECREASE) IN NET POSITION	(2,502,942)	98,015,151	-	(2,219,139)	2,322	(931)	-	-	(10,769,579)	(74,135,299)	8,389,583	3,806,655
Net position at beginning of year	4,015,455	(60,706,032)	-	1,191,584	34,003	-	-	-	165,082,153	36,051,237	145,668,400	141,861,745
NET POSITION AT END OF YEAR	\$ 1,512,513	37,309,119	-	(1,027,555)	36,325	(931)	-	-	154,312,574	(38,084,062)	154,057,983	145,668,400

UNIVERSITY SYSTEM OF NEW HAMPSHIRE
DETAIL STATEMENT OF CHANGES IN ENDOWMENT AND SIMILAR FUNDS
WITH ADDITIONAL INFORMATION ON INTEREST DISTRIBUTION
FOR THE YEAR ENDED JUNE 30, 2020

FUND	FUND NAME	BOOK VALUE		MARKET	NET	FY20 DISTRIBUTION		FY20	MARKET	PAYOUT (for FY20)		FY21 DISTRIBUTION	
		6/30/2019	6/30/2020	VALUE	ADDITIONS	PURPOSE	MGMT FEE	MARKET	VALUE	FUND	ORG	PURPOSE	MGMT FEE
<u>FUNDS FUNCTIONING AS ENDOWMENTS-POOLED-UNRESTRICTED-CAMPUSES</u>													
<u>UNIVERSITY OF NEW HAMPSHIRE</u>													
1QA004	Carpenter Quasi Endowment	180,358	180,358	284,884	-	(10,689)	(2,672)	3,798	275,321	1DA021	UAPROV	(11,091)	(2,773)
1QA007	Robert G Wakefield Quasi Endow	30,577	30,577	37,029	-	(1,389)	(347)	494	35,787	1DA035	UAPROV	(1,442)	(360)
1QA021	Paul W & Dorothy T Hobbs Fund (Formally 1QG001)	362,304	362,304	598,542	-	(22,458)	(5,615)	7,979	578,448	1DA484	UAPROV	(23,301)	(5,825)
1QC001	Alfred & Sallie Lamberton Quasi (Formally 1QG008)	220,000	220,000	235,000	-	(8,818)	(2,204)	3,133	227,111	1DGQ08	UGPRES	(9,149)	(2,287)
1QC019	Alberta Johnson Quasi Endowment (Formally 1QG009)	33,450	33,450	38,225	-	(1,434)	(359)	510	36,942	1DGQ09	UGPRES	(1,488)	(372)
1QC021	Italian Studies (Formally 1QG010)	100,000	100,000	117,723	-	(4,417)	(1,104)	1,569	113,771	1DGQ10	UGPRES	(4,583)	(1,146)
1QD008	Harold H Warren Quasi Endowment (Formally 1QG011)	200,547	200,547	195,447	-	(7,333)	(1,833)	2,605	188,886	1DGQ11	UGPRES	(7,609)	(1,902)
1QE002	Rosenberg Quasi Endowment	621,900	621,900	1,027,406	-	(38,550)	(9,637)	13,695	992,914	1DE336	UEDEAN	(39,997)	(9,999)
1QG500	UNHL Operations Quasi Endowment Fd	18,000,000	18,000,000	19,329,170	-	(1,087,886)	(181,314)	252,588	18,312,558	1DH500	UHF530	(1,106,517)	(184,419)
1QL002	UNH Bookstore Inventory Fund	307,950	307,950	754,038	-	(28,293)	(7,073)	10,051	728,723	1DL002	ULLADM	(29,355)	(7,339)
1QR002	IOL Scholarship Fund (Formally 1QG013)	248,705	248,705	305,068	-	(11,447)	(2,862)	4,067	294,826	1DGQ13	UGPRES	(11,876)	(2,969)
1QU001	Shirley F. Barker Fund	250	250	1,147	-	(43)	(11)	15	1,108	1DG008	UGPRES	(45)	(11)
1QU002	Edward F. Cate Fund	5,000	5,000	22,725	-	(853)	(213)	303	21,962	1DG008	UGPRES	(885)	(221)
1QU003	Barbara Sands Emery Fund	15,467	15,467	51,363	-	(1,927)	(482)	685	49,639	1DG008	UGPRES	(2,000)	(500)
1QU004	Simes T. Hoyt Fund	6,000	6,000	38,055	-	(1,428)	(357)	507	36,777	1DG008	UGPRES	(1,482)	(370)
1QU005	Cyrus F. & Dorothy H. Jenness Fund	10,000	10,000	31,112	-	(1,167)	(292)	415	30,068	1DG008	UGPRES	(1,211)	(303)
1QU006	J. O. Lyford Fund	100	100	476	-	(18)	(4)	6	460	1DG008	UGPRES	(19)	(5)
1QU007	Theodora Lyman Fund	20,293	20,293	94,514	-	(3,546)	(887)	1,260	91,341	1DG008	UGPRES	(3,679)	(920)
1QU008	Helen McLaughlin Fund	12,000	12,000	55,953	-	(2,099)	(525)	746	54,075	1DG008	UGPRES	(2,178)	(545)
1QU009	Isabel Harriet A. Paul	479,674	479,674	2,476,931	-	(92,938)	(23,234)	33,018	2,393,777	1DG008	UGPRES	(96,428)	(24,107)
1QU010	Ruth E. Rumery Fund	14,804	14,804	49,116	-	(1,843)	(461)	655	47,467	1DG008	UGPRES	(1,912)	(478)
1QU011	Victor P. Sanborn Fund	68,076	68,076	200,560	-	(7,525)	(1,881)	2,673	193,827	1DG008	UGPRES	(7,808)	(1,952)
1QU012	Chester A. Scammon Fund	5,000	5,000	15,062	-	(565)	(141)	201	14,557	1DG008	UGPRES	(586)	(147)
1QU013	Alice Hamilton Smith Fund	128,847	128,847	609,374	-	(22,865)	(5,716)	8,123	588,916	1DG008	UGPRES	(23,723)	(5,931)
1QU014	Morris A. Stewart Fund	915	915	4,332	-	(163)	(41)	58	4,186	1DG008	UGPRES	(169)	(42)
1QU015	General Unrestricted Endowment	1,000	1,000	2,753	-	(103)	(26)	37	2,661	1DG008	UGPRES	(107)	(27)
1QU018	William Wade Perkins Quasi Endowmen	163,397	163,397	152,755	-	(5,732)	(1,433)	2,036	147,626	1DU321	UUFACID	(5,947)	(1,487)
1QU019	UNH ECOLine Quasi Endowment	2,950,000	2,950,000	3,657,523	-	(137,235)	(34,309)	48,755	3,534,734	1AT001	UT1OPS	(142,388)	(35,597)
	TOTAL UNIVERSITY OF NEW HAMPSHIRE	24,186,614.00	24,186,614	30,386,283	-	(1,502,764)	(285,033)	399,982	28,998,468			(1,536,975)	(292,034)
<u>UNH AT MANCHESTER</u>													
1QM002	UNHM Quasi Endowment Fund	1,887,500	1,887,500	1,800,480	-	(67,557)	(16,889)	24,001	1,740,035	1DMGPO	UMDEAN	(70,093)	(17,523)
	TOTAL UNH AT MANCHESTER	1,887,500.00	1,887,500	1,800,480	-	(67,557)	(16,889)	24,001	1,740,035			(70,093)	(17,523)
<u>PLYMOUTH STATE UNIVERSITY</u>													
6QC001	PSU Student Activity Endowment	392,786	392,786	588,136	-	(22,068)	(5,517)	7,840	568,391	6DSSCH	PFBURS	(22,896)	(5,724)
6QC007	AllWell Ice Arena Quasi-endmt Fund	3,165,822	3,174,293	5,079,610	8,471	(190,594)	(47,649)	67,503	4,917,341	6DCE07	PARENA	(198,083)	(49,521)
6QC008	2011 Campus Community Leader Schl	125,000	125,000	139,364	-	(5,229)	(1,307)	1,858	134,686	6DCCLS	PFBURS	(5,425)	(1,356)
	TOTAL PLYMOUTH STATE UNIVERSITY	3,683,608	3,692,079	5,807,110	8,471	(217,891)	(54,473)	77,201	5,620,418			(226,404)	(56,601)
<u>KEENE STATE COLLEGE</u>													
5QE003	Goodell, Ida '47 Quasi Endowment	327,072	327,072	406,694	-	(15,260)	(3,815)	5,421	393,040	5DD001	KDAFAC	(15,833)	(3,958)
	TOTAL KEENE STATE ENDOWMENT	327,072	327,072	406,694	-	(15,260)	(3,815)	5,421	393,040			(15,833)	(3,958)
<u>TRUSTEES/CHANCELLOR'S OFFICE</u>													
9QG001	USNH LT Contingency Fund	4,506,105	4,506,105	7,741,107	-	-	-	95,635	7,836,742	-	-	-	-
9QG003	Long-Term Treasury Investments Quasi	163,301,016	165,863,873	191,642,036	2,904,006	(8,753,088)	-	2,446,289	188,239,243	9D0012	YZIN10	(9,337,856)	-
9QG004	Health Benefits Cost Containment	13,000,000	13,000,000	20,963,925	-	-	-	258,993	21,222,918	9DB000	YSBM10	-	-
9QGDBT	USNH Debt Quasi	69,943,106	67,380,248	103,280,223	(2,904,006)	(3,519,778)	-	1,506,844	98,363,283	9X0009	YZMISC	(4,074,816)	-
	TOTAL TRUSTEES/CHANCELLOR'S OFFICE	250,750,227	250,750,226	323,627,291	-	(12,272,866)	-	4,307,761	315,662,186			(13,412,672)	-
TOTAL FUNDS FUNCTIONING AS													
ENDOWMENTS-POOLED-UNRESTRICTED-CAMPUSES													
		280,835,021	280,843,491	362,027,858	8,471	(14,076,338)	(360,210)	4,814,366	352,414,147			(15,261,977)	(370,116)

UNIVERSITY SYSTEM OF NEW HAMPSHIRE
 DETAIL STATEMENT OF CHANGES IN ENDOWMENT AND SIMILAR FUNDS
 WITH ADDITIONAL INFORMATION ON INTEREST DISTRIBUTION
 FOR THE YEAR ENDED JUNE 30, 2020

FUND	FUND NAME	BOOK VALUE		MARKET VALUE 6/30/2019	NET ADDITIONS PRIMARILY GIFTS	FY20 DISTRIBUTION		MARKET VALUE 6/30/2020	PAYOUT (for FY20)		FY21 DISTRIBUTION		
		6/30/2019	6/30/2020			PURPOSE	MGMT FEE		FUND	ORG	PURPOSE	MGMT FEE	
FUNDS FUNCTIONING AS ENDOWMENT FUNDS-POOLED-RESTRICTED-CAMPUSES													
UNIVERSITY OF NEW HAMPSHIRE													
1QA001	Winnie R. Allen Fund	375,374	375,374	1,224,223	-	(45,935)	(11,484)	16,319	1,183,123	1GU017	UUNFAID	(47,659)	(11,915)
1QA002	Rosamond L. Granger	61,667	61,667	133,569	-	(5,012)	(1,253)	1,780	129,084	1GU202	UUNFAID	(5,200)	(1,300)
1QA003	S. Judson Dunaway	26,303	26,303	87,214	-	(3,272)	(818)	1,163	84,287	1GU165	UUNFAID	(3,395)	(849)
1QA005	Harold Mckinley Lander Clorf24	101,139	101,139	106,220	-	(3,986)	(996)	1,416	102,654	1GU199	UUNFAID	(4,135)	(1,034)
1QA006	Excellence in Teaching	19,138	19,138	32,863	-	(1,233)	(308)	438	31,760	1GU172	UUNFAID	(1,279)	(320)
1QA008	Carl M Gahan '53 Scholarship	1,875,585	1,875,585	2,701,841	-	(101,377)	(25,344)	36,016	2,611,136	1GA086	UUNFAID	(105,183)	(26,296)
1QA009	Maurice C Paige Endow Schol Fund	51,063	51,063	73,946	-	(2,775)	(694)	986	71,463	1GU282	UUNFAID	(2,879)	(720)
1QA010	Arthur H Carter Scholarship Fund	428,173	428,173	590,846	-	(22,169)	(5,542)	7,876	571,011	1GU287	UUNFAID	(23,002)	(5,750)
1QB001	Albion R Hodgson Memorial	10,000	10,000	9,771	-	(367)	(92)	130	9,442	1GB036	UBBIOL	(380)	(95)
1QB002	Dean C Smith Thompson School	25,334	25,334	25,265	-	(948)	(237)	337	24,417	1GU274	UUNFAID	(984)	(246)
1QB003	Elinor Dodge Quasi	70,000	70,000	74,497	-	(2,795)	(699)	993	71,996	1GB091	UBDEAN	(2,900)	(725)
1QB004	Dunlop Fund	200,000	200,000	212,848	-	(7,986)	(1,997)	2,837	205,702	1GB066	UBMCBS	(8,286)	(2,072)
1QB005	Putnam Memorial Scholarship Fd	33,767	33,767	34,563	-	(1,297)	(324)	461	33,403	1GB105	UBDEAN	(1,346)	(336)
1QB006	Nancy Coutu Memorial Quasi Endow	10,286	10,286	12,217	-	(458)	(115)	163	11,807	1GB152	UBNREN	(476)	(119)
1QB007	Thomas Fairchild Fund-Animal Science	26,520	26,520	37,834	-	(1,420)	(355)	504	36,563	1GB161	UBANFS	(1,473)	(368)
1QC002	College of Liberal Arts Endow	120,000	120,000	128,351	-	(4,816)	(1,204)	1,711	124,042	1GC042	UCDEAN	(4,997)	(1,249)
1QC003	Theater Resources for Youth	118,000	118,000	139,105	-	(5,219)	(1,305)	1,854	134,435	1GC051	UCTRYP	(5,415)	(1,354)
1QC004	Signal Corp Religious Studies	50,000	50,000	54,959	-	(2,062)	(516)	733	53,114	1GC045	UCDEAN	(2,140)	(535)
1QC005	Gunst/Wilcox History Grad Prog	23,033	23,033	26,198	-	(983)	(246)	349	25,318	1GC004	UCHIST	(1,020)	(255)
1QC006	Winthrop L Carter Art Exhibits	55,249	55,249	62,921	-	(2,361)	(590)	839	60,809	1GC023	UCARGL	(2,450)	(612)
1QC007	Mearthur/Simic Writers Series	128,020	128,020	140,633	-	(5,277)	(1,319)	1,875	135,912	1GC031	UCENGL	(5,475)	(1,369)
1QC008	University Art Gallery	99,313	99,313	111,136	-	(4,061)	(1,015)	1,483	107,543	1GC040	UCARGL	(4,332)	(1,083)
1QC009	The Signal History Fund	94,564	94,564	107,734	-	(4,042)	(1,011)	1,436	104,117	1GC046	UCHIST	(4,194)	(1,049)
1QC010	Thomas Williams Memorial Fund	13,372	13,372	14,693	-	(551)	(138)	196	14,200	1GC087	UCENGL	(572)	(143)
1QC011	Russell Wheeler Fund	27,000	27,000	28,259	-	(1,060)	(265)	377	27,311	1GC018	UCHIST	(1,100)	(275)
1QC012	William Nicol Memorial	10,000	10,000	10,466	-	(393)	(98)	140	10,115	1GC032	UCMUSI	(407)	(102)
1QC013	Pitavy Schol Quasi-Endow Fund	12,831	12,831	13,174	-	(494)	(124)	176	12,732	1GC133	UCF100	(513)	(128)
1QC014	Arnold S Linksky Quasi Endow	17,320	17,320	18,369	-	(689)	(172)	245	17,753	1GC117	UCDEAN	(715)	(179)
1QC015	Katharine C & Charles H Sawyer Quas	51,882	51,882	58,674	-	(2,202)	(550)	782	56,704	1GC194	UCARGL	(2,284)	(571)
1QC016	Dion Janetos 39 Fnd0Hellenic Studie	100,000	100,000	108,438	-	(4,069)	(1,017)	1,445	104,797	1GC197	UCLLAC	(4,222)	(1,055)
1QC017	John Hanlon Memorial Scholarship	10,650	10,650	11,541	-	(433)	(108)	154	11,154	1GC196	UCENGL	(449)	(112)
1QC018	COLA Undergrad Annual Appeal Schol	100,000	100,000	104,270	-	(3,912)	(978)	1,390	100,770	1GC125	UCDEAN	(4,059)	(1,015)
1QC020	Frederick Gates Music Schol. -quasi	25,000	25,000	27,009	-	(1,013)	(253)	360	26,103	1GC204	UCMUSI	(1,051)	(263)
1QD001	Chemical Engineering Quasi	205,000	205,000	233,011	-	(8,368)	(2,092)	3,113	225,664	1GD042	UDKE00	(9,090)	(2,273)
1QD002	Thomas R. Anderton	80,717	80,717	150,231	-	(5,637)	(1,409)	2,003	145,188	1GD067	UDEE00	(5,849)	(1,462)
1QD003	Marion Mitchell Cutts	119,931	119,931	262,098	-	(9,834)	(2,459)	3,494	253,299	1GD054	UDPHYS	(10,204)	(2,551)
1QD004	Electrical & Computer Eng	25,000	25,000	27,968	-	(1,049)	(262)	373	27,030	1GD055	UDEE00	(1,089)	(272)
1QD005	Earth Sciences Memorial Fund	13,459	13,459	15,541	-	(583)	(146)	207	15,019	1GD061	UESCI	(605)	(151)
1QD006	Donald G Obrien Fund	72,394	72,394	89,481	-	(3,357)	(839)	1,193	86,478	1GD066	UDDEAN	(3,484)	(871)
1QD007	Gordon H Bassett Endow Scholar	16,825	16,825	18,194	-	(683)	(171)	243	17,583	1GD021	UDDEAN	(708)	(177)
1QD009	Lewis Knight Scholarship Fund (Formally 1QM003)	-	38,036	25,962	17,036	-	(244)	796	43,550	1GD252	UDMATH	(1,049)	(262)
1QE001	Dean C Smith Whittemore School	25,334	25,334	24,118	-	(905)	(226)	322	23,309	1GU263	UUNFAID	(939)	(235)
1QE003	C Donald Mckelvie Econ-Scholar	130,352	130,352	138,726	-	(5,205)	(1,301)	1,849	134,069	1GE027	UEWBSC	(5,401)	(1,350)
1QE004	Sam Rosen Quasi-Endowment Fund	15,716	38,397	18,376	22,681	(689)	(172)	(764)	39,432	1GU161	UUNFAID	(1,588)	(397)
1QE005	WSBE Undergraduate Scholarships Qua	34,092	34,092	44,014	-	(1,651)	(413)	587	42,537	1GE031	UEWBSC	(1,713)	(428)
1QE007	Roberta T Bartlett Scholarship Quas	117,676	117,676	119,126	-	(4,470)	(1,117)	1,588	115,127	1GE073	UEDEAN	(4,638)	(1,159)
1QF001	School of HHS Endowed Scholar	25,600	25,600	48,058	-	(1,803)	(451)	641	46,445	1GF009	UFDEAN	(1,871)	(468)
1QF002	Robert Jolley Scholarship Fund	77,327	77,427	80,861	100	(2,935)	(734)	1,080	78,372	1GF101	UFSW00	(3,153)	(788)
1QG002	UNH Alumni Assn Endowment	131,630	131,630	176,318	-	(6,616)	(1,654)	2,350	170,398	1GG047	UGAADM	(6,864)	(1,716)
1QG003	UNH Alumni Scholars Fund	352,828	352,828	407,330	-	(15,284)	(3,821)	5,430	393,655	1GG052	UGAADM	(15,857)	(3,964)
1QJ001	Charles Harvey Hood House Main	75,000	75,000	337,410	-	(12,660)	(3,165)	4,498	326,083	1GA098	UAHBLD	(13,135)	(3,284)
1QJ003	Class of 29 Mub Living Room	40,000	40,000	56,463	-	(2,119)	(530)	753	54,567	1GJ034	UJMBLD	(2,198)	(550)
1QL001	Lillian P. Duncan	34,662	34,662	120,867	-	(4,535)	(1,134)	1,611	116,809	1GL005	ULLBKS	(4,705)	(1,176)
1QL003	University Museum Fund	72,100	72,100	123,751	-	(4,643)	(1,161)	1,650	119,597	1GL016	ULLADM	(4,818)	(1,204)
1QL004	Milne Special Collections Endo	1,568,438	1,568,438	2,591,129	-	(97,223)	(24,306)	34,540	2,504,140	1GL024	ULLBKS	(100,873)	(25,218)
1QL005	Walter & Dorothy Peterson Lib	36,527	36,527	40,913	-	(1,535)	(384)	545	39,539	1GL026	ULLBKS	(1,593)	(398)
1QL006	Phillip J. Sawyer Quasi Endowment	37,000	37,000	49,274	-	(1,849)	(462)	657	47,620	1GL055	ULLBKS	(1,918)	(480)
1QS001	Edward A. Necker	75,343	75,343	248,344	-	(9,318)	(2,330)	3,310	240,006	1GS016	USAADM	(9,668)	(2,417)
1QS002	Jane Blalock Athletic Scholar	60,000	60,000	99,123	-	(3,719)	(930)	1,321	95,795	1GS019	USAADM	(3,859)	(965)
1QS003	George H Batchelder Scholar	480,205	480,205	453,035	-	(16,999)	(4,250)	6,039	437,825	1GS072	USAADM	(17,637)	(4,409)
1QU016	Ormond A Roberts Scholarship Fund	101,084	101,084	103,579	-	(3,886)	(972)	1,381	100,102	1GU302	UUNFAID	(4,032)	(1,008)
1QU017	Edith M. Blake Scholarship Fund	568,519	568,519	528,374	-	(19,825)	(4,956)	7,043	510,636	1GU311	UUNFAID	(20,570)	(5,142)
TOTAL UNIVERSITY OF NEW HAMPSHIRE		8,963,342	9,024,159	13,155,322	39,817	(492,047)	(123,258)	174,817	12,754,651			(513,080)	(128,269)

UNIVERSITY SYSTEM OF NEW HAMPSHIRE
DETAIL STATEMENT OF CHANGES IN ENDOWMENT AND SIMILAR FUNDS
WITH ADDITIONAL INFORMATION ON INTEREST DISTRIBUTION
FOR THE YEAR ENDED JUNE 30, 2020

FUND	FUND NAME	BOOK VALUE		MARKET VALUE 6/30/2019	NET ADDITIONS PRIMARILY GIFTS	FY20 DISTRIBUTION		MARKET VALUE 6/30/2020	PAYOUT (for FY20)		FY21 DISTRIBUTION		
		6/30/2019	6/30/2020			PURPOSE	MGMT FEE		FUND	ORG	PURPOSE	MGMT FEE	
<u>UNH AT MANCHESTER</u>													
1QM001	UNHM Scholarship Fund	10,800	10,800	19,748	-	(741)	(185)	263	19,085	1GM010	UMMBSC	(769)	(192)
1QM003	Lewis Knight Scholarship Fund (Now 1QD009)	21,000	-	-	-	-	-	-	-	1GM014	UMMATH	-	-
TOTAL UNH AT MANCHESTER		31,800	10,800	19,748	-	(741)	(185)	263	19,085			(769)	(192)
<u>PLYMOUTH STATE UNIVERSITY</u>													
6QC002	HPER Alumni Merit Scholarship	13,290	13,290	16,679	-	(626)	(156)	222	16,119	6GCE95	PFBURS	(649)	(162)
6QC003	Cindy Kilzen Award	5,950	5,950	7,403	-	(278)	(69)	99	7,155	6GCE96	PFBURS	(288)	(72)
6QC004	New Hampshire Transfer Student Fund	49,026	49,026	49,437	-	(1,855)	(464)	659	47,777	6GTSFS	PFBURS	(1,925)	(481)
6QC005	Roberta T Bartlett Art Scholarship	57,838	57,838	58,551	-	(2,197)	(549)	780	56,585	6GCE1U	PFBURS	(2,279)	(570)
6QC006	Roberta T Bartlett Music Schol	57,838	57,838	58,551	-	(2,197)	(549)	780	56,585	6GCE1W	PFBURS	(2,279)	(570)
6QC009	John P& June Estelle Ryan Lewis '44	50,000	50,000	62,875	-	(2,359)	(590)	838	60,764	6GCE2T	PFBURS	(2,448)	(612)
6QC010	Norton Bagley '41 Library Endowment	25,000	25,000	27,487	-	(1,031)	(258)	366	26,564	6GCE3M	PALIB1	(1,070)	(268)
TOTAL PLYMOUTH STATE UNIVERSITY		258,942	258,942	280,983	-	(10,543)	(2,635)	3,744	271,549			(10,938)	(2,735)
<u>KEENE STATE COLLEGE</u>													
5QD001	Peter H. Batchelder Scholarship Fd	350,000	350,000	505,787	-	(18,978)	(4,744)	6,742	488,807	5GD029	KDAFAC	(19,690)	(4,923)
5QD003	Barbara Kirstein Nursing Schl Endow	28,926	28,926	34,944	-	(1,311)	(328)	466	33,771	5GD053	KDAFAC	(1,360)	(340)
5QE001	Camp on Wilson Pond Endowment	21,947	21,947	27,601	-	(1,036)	(259)	368	26,674	5GE253	KEDADV	(1,075)	(269)
5QE002	Alumni Program Quasi-Endowment	125,000	125,000	159,055	-	(5,968)	(1,492)	2,120	153,715	5GE299	KEDAPR	(6,192)	(1,548)
5QE004	Morris August Honors Prog Quasi End	653,950	683,950	783,467	30,000	-	(7,349)	10,419	816,537	5GD025	KDAFAC	-	(7,912)
5QE005	Calhoun, R & J Thorne-Sagendorf Gal	30,906	30,906	36,567	-	(1,372)	(343)	487	35,339	5GH139	KHRTHR	(1,424)	(356)
TOTAL KEENE STATE COLLEGE		1,210,729	1,240,729	1,547,421	30,000	(28,665)	(14,515)	20,602	1,554,843			(29,741)	(15,348)
<u>GRANITE STATE COLLEGE</u>													
7Q0001	M Horton/V Montana Schol Fund	13,783	13,783	15,987	-	(581)	(145)	213	15,474	7G0006	CADMOP	(623)	(156)
TOTAL GRANITE STATE COLLEGE		13,783	13,783	15,987	-	(581)	(145)	213	15,474			(623)	(156)
<u>TRUSTEES/CHANCELLOR'S OFFICE</u>													
9QG002	Bradford K Perry Memorial Fund	10,883	10,883	12,643	-	(474)	-	170	12,339	9G0005	YCFT92	(497)	-
TOTAL TRUSTEES/CHANCELLOR'S OFFICE		10,883	10,883	12,643	-	(474)	-	170	12,339			(497)	-
TOTAL FUNDS FUNCTIONING AS ENDOWMENTS-POOLED-RESTRICTED-CAMPUSES		10,489,479	10,559,296	15,032,104	69,817	(533,051)	(140,738)	199,809	14,627,941			(555,648)	(146,700)
TOTAL FUNDS FUNCTIONING AS ENDOWMENTS-POOLED-CAMPUSES		291,324,500	291,402,787	377,059,962	78,288	(14,609,389)	(500,948)	5,014,175	367,042,088			(15,817,625)	(516,816)
<u>TRUE ENDOWMENTS-POOLED-UNRESTRICTED-CAMPUSES</u>													
<u>UNIVERSITY OF NEW HAMPSHIRE</u>													
1TG002	UNH Venture Capital Endowment	167,835	167,835	281,155	-	(10,549)	(2,637)	3,748	271,717	1DG3BW	UGPRES	(10,945)	(2,736)
1TG005	Class of 1953	22,564	22,564	57,004	-	(2,139)	(535)	760	55,090	1DG008	UGPRES	(2,219)	(555)
1TG006	Dr. Phyllis Lucasse	885,452	885,452	1,765,856	-	(66,257)	(16,564)	23,539	1,706,574	1DG008	UGPRES	(68,745)	(17,186)
1TG007	Avis Perkins Smart '42' Fund	16,198	16,298	26,934	100	(1,000)	(250)	355	26,139	1DG008	UGPRES	(1,053)	(263)
1TG010	President's Discretionary Fund	24,450	24,450	47,808	-	(1,794)	(448)	637	46,203	1DG008	UGPRES	(1,861)	(465)
1TG011	Nash - President's Disc. Fund	19,053	19,053	49,939	-	(1,874)	(468)	666	48,263	1DG008	UGPRES	(1,944)	(486)
1TG013	Louis B. Hoffman Endowment	155,775	155,775	244,358	-	(9,169)	(2,292)	3,257	236,154	1DG008	UGPRES	(9,513)	(2,378)
1TG017	A.E. Kenison, Jr./D.L. Kenison Endo	100,000	100,000	129,218	-	(4,848)	(1,212)	1,722	124,880	1DG008	UGPRES	(5,030)	(1,258)
1TG020	Elizabeth Farmer McIninch Fund	32,048	32,048	37,259	-	(1,398)	(350)	497	36,008	1DG436	UGPRES	(1,451)	(363)
1TG021	Esther Eastman Endowment	23,101	23,101	23,914	-	(897)	(224)	319	23,112	1DG008	UGPRES	(931)	(233)
1TG022	Warren H. Hay Endowment	305,266	305,266	309,645	-	(11,618)	(2,905)	4,128	299,250	1DG008	UGPRES	(12,055)	(3,014)
1TG023	Helena M Milne Endowment (Formally 1TL007)	867,766	867,766	1,497,301	-	(56,181)	(14,045)	19,959	1,447,034	1DL001	ULLADM	(58,290)	(14,573)
1TG024	Spaulding Memorial Fund (Formally 1TU008)	500,000	500,000	2,180,552	-	(81,817)	(20,454)	29,067	2,107,348	1DU004	UIIOTH	(84,889)	(21,222)
1TU001	Walter W. Lucasse	400,334	400,334	1,035,935	-	(38,870)	(9,717)	13,809	1,001,157	1DG008	UGPRES	(40,329)	(10,082)
TOTAL UNIVERSITY OF NEW HAMPSHIRE		3,519,842	3,519,942	7,686,878	100	(288,411)	(72,101)	102,463	7,428,929			(299,255)	(74,814)
<u>PLYMOUTH STATE UNIVERSITY</u>													
6TC018	William C. & Helen C. Gray	23,721	23,721	48,662	-	(1,826)	(456)	649	47,029	6DCE59	PFBURS	(1,894)	(474)
TOTAL PLYMOUTH STATE UNIVERSITY		23,721	23,721	48,662	-	(1,826)	(456)	649	47,029			(1,894)	(474)
<u>KEENE STATE COLLEGE</u>													
5TE002	The Hazel S Hamilton Endowment	106,355	106,355	138,278	-	(5,188)	(1,297)	1,843	133,636	5DE103	KEAPRE	(5,383)	(1,346)
TOTAL KEENE STATE COLLEGE		106,355	106,355	138,278	-	(5,188)	(1,297)	1,843	133,636			(5,383)	(1,346)
TOTAL TRUE ENDOWMENTS-POOLED- UNRESTRICTED-CAMPUSES		3,649,918	3,650,018	7,873,818	100	(295,425)	(73,854)	104,955	7,609,594			(306,532)	(76,634)

UNIVERSITY SYSTEM OF NEW HAMPSHIRE
DETAIL STATEMENT OF CHANGES IN ENDOWMENT AND SIMILAR FUNDS
WITH ADDITIONAL INFORMATION ON INTEREST DISTRIBUTION
FOR THE YEAR ENDED JUNE 30, 2020

FUND	FUND NAME	BOOK VALUE		MARKET VALUE 6/30/2019	NET ADDITIONS PRIMARILY GIFTS	FY20 DISTRIBUTION		MARKET VALUE 6/30/2020	PAYOUT (for FY20)		FY21 DISTRIBUTION		
		6/30/2019	6/30/2020			PURPOSE	MGMT FEE		FUND	ORG	PURPOSE	MGMT FEE	
TRUE ENDOWMENTS-POOLED-RESTRICTED-CAMPUSES													
UNIVERSITY OF NEW HAMPSHIRE													
1TA002	Putnam Memorial Scholarship Fd	18,460	18,460	57,030	-	(2,140)	(535)	760	55,115	1GB105	UBDEAN	(2,220)	(555)
1TA003	Furio A Abbiatti, CI' of 1927	7,468	7,468	27,194	-	(1,020)	(255)	362	26,281	1GU018	UUFAD	(1,059)	(265)
1TA004	Ben Bronstein Endowed Scholars	10,000	10,000	26,223	-	(984)	(246)	350	25,343	1GU158	UUFAD	(1,021)	(255)
1TA005	Jean Brierly Fund	183,177	183,177	373,320	-	(14,007)	(3,502)	4,976	360,787	1GA017	UAPROV	(14,533)	(3,633)
1TA006	Janet Clark Class of '42	34,611	34,611	59,401	-	(2,229)	(557)	792	57,407	1GU078	UUFAD	(2,313)	(578)
1TA007	Class of 1922 Golden Anniv Gif	45,496	45,496	133,430	-	(5,006)	(1,252)	1,779	128,951	1GU038	UUFAD	(5,194)	(1,299)
1TA008	Mr. & Mrs. Robert Davison	100,000	100,000	202,222	-	(7,588)	(1,897)	2,696	195,433	1GD070	UDDEAN	(7,873)	(1,968)
1TA009	Class of 1928 Scholarship Fund	219,618	219,618	321,750	-	(12,073)	(3,018)	4,289	310,948	1GU037	UUFAD	(12,526)	(3,131)
1TA010	Class of 1933 Honors	104,634	104,634	174,225	-	(6,537)	(1,634)	2,322	168,376	1GU203	UUFAD	(6,783)	(1,696)
1TA011	Class of 1954 Endowment Fund	225,349	225,374	419,436	25	(15,736)	(3,934)	5,591	405,382	1GA006	UAPROV	(16,330)	(4,082)
1TA012	Concord Alumni Scholarship Fun	3,453	3,453	13,020	-	(489)	(122)	174	12,583	1GU002	UUFAD	(507)	(127)
1TA013	Paul A. Cote	100,000	100,000	200,319	-	(7,516)	(1,879)	2,670	193,594	1GU209	UUFAD	(7,798)	(1,950)
1TA014	Melbourne W. Cummings End. Fun	1,300,835	1,300,835	2,332,082	-	(87,503)	(21,876)	31,087	2,253,790	1GU045	UUFAD	(90,789)	(22,697)
1TA015	Elmer F. & Marion M.cutts	80,573	80,573	216,112	-	(8,109)	(2,027)	2,881	208,857	1GU115	UUFAD	(8,413)	(2,103)
1TA016	Gwynne Harris Daggett Mem. Sch	16,443	46,540	36,201	30,097	(1,354)	(339)	(400)	64,205	1GU049	UUFAD	(2,582)	(646)
1TA017	Alexander P. Danoff Endowed Sc	8,000	8,000	29,807	-	(1,118)	(280)	397	28,806	1GU050	UUFAD	(1,160)	(290)
1TA018	Robert L. Deming Mem. Scholars	3,550	3,550	10,522	-	(395)	(99)	140	10,168	1GU051	UUFAD	(410)	(102)
1TA019	Ben & Zelma Dorson Scholarship	128,700	128,700	237,262	-	(8,902)	(2,226)	3,163	229,297	1GU034	UUFAD	(9,237)	(2,309)
1TA020	Forrest Smith Fund	605,366	605,366	1,047,549	-	(39,305)	(9,826)	13,964	1,012,382	1GU222	UUFAD	(40,781)	(10,195)
1TA021	Fred Engelhardt Fund	52,951	52,951	183,574	-	(6,888)	(1,722)	2,447	177,411	1GU055	UUFAD	(7,147)	(1,787)
1TA022	Avrum Gudelsky	60,000	60,000	83,697	-	(3,140)	(785)	1,116	80,888	1GU130	UUFAD	(3,258)	(815)
1TA023	Bank Meridian	20,000	20,000	60,356	-	(2,265)	(566)	805	58,330	1GU040	UUFAD	(2,350)	(587)
1TA024	Hannaford Brothers Endowment	5,000	5,000	14,728	-	(553)	(138)	196	14,233	1GU075	UUFAD	(573)	(143)
1TA025	William C. Hennessy Scholarshi	12,873	12,873	34,197	-	(1,283)	(321)	456	33,049	1GU062	UUFAD	(1,331)	(333)
1TA026	George T. Gilman	40,294	40,294	88,210	-	(3,310)	(827)	1,176	85,249	1GU128	UUFAD	(3,434)	(859)
1TA027	Larry Hogan Scholarship Fund	100,326	100,326	318,512	-	(11,951)	(2,988)	4,246	307,819	1GU061	UUFAD	(12,400)	(3,100)
1TA028	Harold A. Holbrook Memorial S	14,500	14,500	37,184	-	(1,395)	(349)	496	35,936	1GU065	UUFAD	(1,448)	(362)
1TA029	John S.holland Mem. Scholarshi	9,048	9,048	22,273	-	(836)	(209)	297	21,525	1GU068	UUFAD	(867)	(217)
1TA030	Dorice & Richard Horan End Schol	46,051	48,051	54,342	2,000	(1,957)	(489)	597	54,493	1GU063	UUFAD	(2,120)	(530)
1TA031	Cyril Thomas Hunt Mem. Sch. Fu	10,656	10,656	29,003	-	(1,088)	(272)	387	28,030	1GU067	UUFAD	(1,129)	(282)
1TA032	Miriam Jackson Mem Scholarship	17,664	127,417	46,708	109,753	(1,753)	(438)	5,738	160,008	1GU069	UUFAD	(1,818)	(455)
1TA033	Elizabeth Jones Class 1922 Sch	286,765	328,417	824,434	41,653	(30,928)	(7,732)	16,021	843,448	1GU073	UUFAD	(32,096)	(8,024)
1TA034	Helen Duncan Jones Prize	1,900	1,900	5,602	-	(210)	(53)	75	5,414	1GU144	UUFAD	(218)	(55)
1TA035	Frances Kling	10,000	10,000	23,117	-	(867)	(217)	308	22,341	1GU163	UUFAD	(900)	(225)
1TA036	Peter & Francis Martin Schol Fund	108,396	108,396	206,729	-	(7,757)	(1,939)	2,756	199,789	1GU201	UUFAD	(8,048)	(2,012)
1TA037	Marcia Mccann	13,810	13,810	33,416	-	(1,254)	(313)	445	32,294	1GU009	UUFAD	(1,301)	(325)
1TA038	John W. Mcconnell Scholarship	20,232	20,282	53,268	50	(1,999)	(500)	707	51,526	1GU086	UUFAD	(2,074)	(518)
1TA039	Howard E. Mclane Scholarship	39,900	39,900	59,170	-	(2,208)	(552)	789	57,199	1GU085	UUFAD	(2,304)	(576)
1TA040	Elinor Metcalf Scholarship	5,000	5,000	15,649	-	(587)	(147)	209	15,124	1GU087	UUFAD	(609)	(152)
1TA041	Barbara King Newman Sch. Fund	18,030	18,130	51,286	100	(1,924)	(481)	677	49,658	1GU091	UUFAD	(1,997)	(499)
1TA042	Nickerson Scholarship Fund	35,731	35,731	92,135	-	(3,457)	(864)	1,228	89,042	1GU137	UUFAD	(3,587)	(897)
1TA043	Bertha I. Norton Endowment Sch	15,000	15,000	44,184	-	(1,658)	(414)	589	42,701	1GU127	UUFAD	(1,720)	(430)
1TA044	Leonard P. Novak	7,090	7,090	24,582	-	(914)	(229)	328	23,767	1GU148	UUFAD	(957)	(239)
1TA045	Albert N. Otis Scholarship Fun	39,228	39,228	123,631	-	(4,639)	(1,160)	1,648	119,480	1GU094	UUFAD	(4,813)	(1,203)
1TA046	Nettie M. & Charles Parker Mem	1,000	1,000	3,508	-	(132)	(33)	47	3,390	1GU096	UUFAD	(137)	(34)
1TA047	Robert G. Perrault Mem.scholar	30,728	38,728	41,739	8,000	(1,451)	(363)	505	48,430	1GU098	UUFAD	(1,782)	(445)
1TA048	Constantine A. Petmezas Schola	38,879	38,879	109,931	-	(4,125)	(1,031)	1,465	106,240	1GU010	UUFAD	(4,280)	(1,070)
1TA049	'bunny' Bryant Band Scholarshi	103,275	103,275	132,323	-	(3,939)	(985)	1,782	129,181	1GU023	UUFAD	(5,204)	(1,301)
1TA050	Paul Barlow	5,208	5,208	9,414	-	(353)	(88)	125	9,098	1GU140	UUFAD	(366)	(92)
1TA051	Peter Lino Barili	40,283	42,283	68,650	2,000	(2,576)	(644)	859	68,289	1GU168	UUFAD	(2,740)	(685)
1TA052	O. B. Brown Endowed Scholarshi	12,000	12,000	20,706	-	(777)	(194)	276	20,011	1GU027	UUFAD	(806)	(202)
1TA053	K. Denham	8,240	8,670	12,022	430	(451)	(113)	177	12,065	1GU052	UUFAD	(468)	(117)
1TA054	Arthur E. Clapp Memorial Schol	10,260	10,260	17,704	-	(664)	(166)	236	17,110	1GU164	UUFAD	(689)	(172)
1TA055	Fuller Foundation Endowed Fund	15,000	15,000	27,113	-	(1,017)	(254)	361	26,203	1GU160	UUFAD	(1,056)	(264)
1TA056	Alvin R. Ingram Graduate Fello	5,000	5,000	8,628	-	(324)	(81)	115	8,338	1GU008	UUFAD	(336)	(84)
1TA057	Carol Koreniewski Endowed Fund	10,047	10,047	17,337	-	(651)	(163)	231	16,754	1GU156	UUFAD	(675)	(169)
1TA058	Mortar Board	4,405	4,405	7,601	-	(285)	(71)	101	7,346	1GU089	UUFAD	(296)	(74)
1TA059	Phi Mu Dellta Scholarship Fund	110,861	110,861	173,823	-	(6,522)	(1,631)	2,317	167,987	1GU102	UUFAD	(6,767)	(1,692)
1TA060	Facilities Services	16,439	16,439	27,771	-	(1,042)	(260)	370	26,839	1GU100	UUFAD	(1,081)	(270)
1TA061	Governor Wesley Powell	23,827	23,827	35,895	-	(1,347)	(337)	478	34,689	1GU181	UUFAD	(1,397)	(349)
1TA062	Barbara M. Russell Mem'l Sch	23,087	23,087	46,129	-	(1,731)	(433)	615	44,580	1GU103	UUFAD	(1,796)	(449)
1TA063	Earle A.welch Scholarship	12,000	12,000	20,706	-	(777)	(194)	276	20,011	1GU126	UUFAD	(806)	(202)
1TA064	Governor John H. Bartlett Fund	15,000	15,000	25,883	-	(971)	(243)	345	25,014	1GU021	UUFAD	(1,008)	(252)
1TA065	Thomas J. Davis Prize Award	1,034	1,034	1,784	-	(67)	(17)	24	1,724	1GB030	UBTSAS	(69)	(17)
1TA067	Frank W. Randall Scholarship F	135,750	135,750	554,300	-	(20,798)	(5,200)	7,389	535,691	1GU104	UUFAD	(21,579)	(5,395)

**UNIVERSITY SYSTEM OF NEW HAMPSHIRE
 DETAIL STATEMENT OF CHANGES IN ENDOWMENT AND SIMILAR FUNDS
 WITH ADDITIONAL INFORMATION ON INTEREST DISTRIBUTION
 FOR THE YEAR ENDED JUNE 30, 2020**

FUND	FUND NAME	BOOK VALUE		MARKET VALUE 6/30/2019	NET ADDITIONS PRIMARILY GIFTS	FY20 DISTRIBUTION		FY20 MARKET APPRECIATION	MARKET VALUE 6/30/2020	PAYOUT (for FY20)		FY21 DISTRIBUTION	
		6/30/2019	6/30/2020			PURPOSE	MGMT FEE			FUND	ORG	PURPOSE	MGMT FEE
1TA068	Gladys Wheeler Simeroth Schol	10,000	10,000	26,223	-	(984)	(246)	350	25,343	1GU138	UUNFAID	(1,021)	(255)
1TA069	Victor M.& Mabel Foster Smith	5,260	5,260	15,343	-	(576)	(144)	205	14,828	1GU116	UUNFAID	(597)	(149)
1TA070	Frederick Smyth Book Fund	2,100	2,100	9,284	-	(348)	(87)	124	8,973	1GU114	UUNFAID	(361)	(90)
1TA071	Paul Spilios Memorial Award Fu	2,083	2,083	5,977	-	(224)	(56)	80	5,777	1GU117	UUNFAID	(233)	(58)
1TA072	Corinne Tripetti Art Scholars	15,152	15,152	44,153	-	(1,657)	(414)	589	42,671	1GU122	UUNFAID	(1,719)	(430)
1TA073	Alberta C. Virgil	28,196	28,196	61,693	-	(2,315)	(579)	822	59,621	1GU123	UUNFAID	(2,402)	(600)
1TA074	William & Doris Sterling	20,000	20,000	62,787	-	(2,356)	(589)	837	60,679	1GU118	UUNFAID	(2,444)	(611)
1TA075	Blanche D. & George L. White	2,600	2,600	7,341	-	(275)	(69)	98	7,095	1GU129	UUNFAID	(286)	(71)
1TA076	John G. Winant	221,118	221,168	448,299	50	(16,821)	(4,205)	5,973	433,296	1GU134	UUNFAID	(17,452)	(4,363)
1TA077	Arthur Whitcomb	125,000	125,000	246,662	-	(9,255)	(2,314)	3,288	238,381	1GA016	UUNFAID	(9,603)	(2,401)
1TA078	George P. Wood Shoals Marine	292,400	292,400	517,562	-	(19,420)	(4,855)	6,899	500,186	1GU136	UUNFAID	(20,149)	(5,037)
1TA079	Melvin Zais	18,478	18,478	37,549	-	(1,409)	(352)	501	36,289	1GU162	UUNFAID	(1,462)	(365)
1TA080	Anna Zornio	7,830	7,880	11,344	50	(426)	(106)	151	11,013	1GU151	UUNFAID	(442)	(110)
1TA081	Ato Alfred H. Brown Scholarshi	5,150	5,150	15,610	-	(586)	(146)	208	15,086	1GU020	UUNFAID	(608)	(152)
1TA082	Richard Bruce Johnston Scholar	4,139	4,139	10,979	-	(412)	(103)	146	10,610	1GU072	UUNFAID	(427)	(107)
1TA083	Roland H. O'Neal, Professorship	152,500	152,500	323,046	-	(12,121)	(3,030)	4,306	312,201	1GA021	UUNFAID	(12,576)	(3,144)
1TA084	Raymond E. Bassett Memorial Fu	370	370	1,665	-	(62)	(16)	22	1,609	1GU152	UUNFAID	(65)	(16)
1TA085	Frank Booma Memorial Fund	2,050	2,050	9,209	-	(346)	(86)	123	8,900	1GU022	UUNFAID	(359)	(90)
1TA086	Louis P. Bourgoin Scholarship	1,707	1,707	7,678	-	(288)	(72)	102	7,420	1GU024	UUNFAID	(299)	(75)
1TA087	H. L. Boutwell Scholarship Fun	2,850	2,850	12,821	-	(481)	(120)	171	12,391	1GU025	UUNFAID	(499)	(125)
1TA088	Edmund L. Brigham Scholarship	4,812	4,812	21,636	-	(812)	(203)	288	20,909	1GU026	UUNFAID	(842)	(211)
1TA089	Edna O. Brown Scholarship Fund	35,000	35,000	88,536	-	(3,322)	(830)	1,180	85,564	1GU028	UUNFAID	(3,447)	(862)
1TA090	Philip R. Burlingame Sr St Loan	10,786	10,786	33,157	-	(1,244)	(311)	442	32,044	1LU070	UUNFAID	(1,291)	(323)
1TA091	Cartlands-Of-lee Scholarship F	10,000	10,000	29,607	-	(1,111)	(278)	395	28,613	1GU029	UUNFAID	(1,153)	(288)
1TA092	Lt. Albert A. Chariat Fund	1,000	1,000	4,496	-	(169)	(42)	60	4,345	1GU141	UUNFAID	(175)	(44)
1TA093	Winifred E. Chesley Fund	4,575	4,575	20,569	-	(772)	(193)	274	19,878	1GU001	UUNFAID	(801)	(200)
1TA094	Frank B. Clark Fund	10,000	10,000	47,087	-	(1,767)	(442)	628	45,506	1GU031	UUNFAID	(1,833)	(458)
1TA095	Class of 1916 Sch. Fund	4,715	4,715	13,443	-	(504)	(126)	179	12,992	1GU035	UUNFAID	(523)	(131)
1TA096	Forrest E Adams Mem. Sch.	2,650	2,650	11,912	-	(447)	(112)	159	11,512	1GU019	UUNFAID	(464)	(116)
1TA097	Berry-Mattoon Fund Cl'22	41,201	41,201	124,148	-	(4,658)	(1,165)	1,655	119,980	1GU081	UUNFAID	(4,833)	(1,208)
1TA098	Philip M. Marston Scholarship	6,166	6,166	14,689	-	(551)	(138)	196	14,196	1GU083	UUNFAID	(572)	(143)
1TA099	Class of 1925 Wm. S. Sayward F	65,528	65,528	162,112	-	(6,083)	(1,521)	2,161	156,669	1GU036	UUNFAID	(6,311)	(1,578)
1TA100	Class of 1938 Memorial Scholar	14,245	14,245	38,504	-	(1,445)	(361)	513	37,211	1GU041	UUNFAID	(1,499)	(375)
1TA101	Class of 1948 Trust Fund	5,025	5,025	15,232	-	(572)	(143)	203	14,720	1GU155	UUNFAID	(593)	(148)
1TA102	Class of 1898 Scholarship Fund	302,008	302,008	852,713	-	(31,995)	(7,999)	11,367	824,086	1GU033	UUNFAID	(33,196)	(8,299)
1TA103	Class of 1899 Prize	1,121	1,121	3,747	-	(141)	(35)	50	3,621	1GU142	UUNFAID	(146)	(36)
1TA104	Clarence E. Clement Sch. Fund	2,000	2,000	5,248	-	(197)	(49)	70	5,072	1GU042	UUNFAID	(204)	(51)
1TA105	Corinne H. Coburn Fund	9,652	9,652	43,390	-	(1,628)	(407)	578	41,933	1GU043	UUNFAID	(1,689)	(422)
1TA106	Arthur W. Colburn St. Loan F	5,000	5,000	17,554	-	(659)	(165)	234	16,964	1LU069	UUNFAID	(683)	(171)
1TA107	Paul Edward Corriveau Mem. Sc	2,850	2,850	12,821	-	(481)	(120)	171	12,391	1GU046	UUNFAID	(499)	(125)
1TA108	Fisher Currier Scholarship Fu	7,656	7,656	38,133	-	(1,431)	(358)	508	36,852	1GU048	UUNFAID	(1,485)	(371)
1TA109	Dietrich, Memorial Cup Fund	200	200	621	-	(23)	(6)	8	600	1GU157	UUNFAID	(24)	(6)
1TA110	Harry W. Evans Sch. Fund	5,116	5,116	22,996	-	(863)	(216)	307	22,224	1GU053	UUNFAID	(895)	(224)
1TA111	Sylvester M. Foster Fund	1,000	1,000	4,496	-	(169)	(42)	60	4,345	1GU054	UUNFAID	(175)	(44)
1TA112	Adelaide M. Godding Fund	31,910	31,910	143,449	-	(5,382)	(1,346)	1,912	138,633	1GU056	UUNFAID	(5,585)	(1,396)
1TA113	John Haines Scholarship Fund	2,475	2,475	11,120	-	(417)	(104)	148	10,747	1GU057	UUNFAID	(433)	(108)
1TA114	Willis D. F. Hayden Sch. Fund	4,575	4,575	20,566	-	(772)	(193)	274	19,875	1GU058	UUNFAID	(801)	(200)
1TA115	Helen E. Hayes Sch. Fund	20,000	20,000	57,857	-	(2,171)	(543)	771	55,914	1GU059	UUNFAID	(2,252)	(563)
1TA116	Henderson Memorial Sch. Fund	5,886	5,886	26,608	-	(998)	(250)	355	25,715	1GU060	UUNFAID	(1,036)	(259)
1TA117	Edgar C. Hirst Scholarship Fu	20,000	20,000	58,092	-	(2,180)	(545)	774	56,141	1GU064	UUNFAID	(2,262)	(565)
1TA118	Michael J. & Nellie Hourihan	25,000	25,000	91,931	-	(3,449)	(862)	1,225	88,845	1GU066	UUNFAID	(3,579)	(895)
1TA120	Lillian M. Johnson Fund	278,965	278,965	899,332	-	(33,744)	(8,436)	11,988	869,140	1GU071	UUNFAID	(35,011)	(8,753)
1TA121	Ilmari Kainu Mem. Sch. Fund	103,000	103,000	282,585	-	(10,603)	(2,651)	3,767	273,098	1GU074	UUNFAID	(11,001)	(2,750)
1TA122	Donald Whitney Libby Memorial	3,000	3,000	14,281	-	(536)	(134)	190	13,801	1GU076	UUNFAID	(556)	(139)
1TA123	Mildred B. Lionstone Scholars	1,730	1,730	5,002	-	(188)	(47)	67	4,834	1GU077	UUNFAID	(195)	(49)
1TA124	Locke Prize Fund	3,000	3,000	14,129	-	(530)	(133)	188	13,654	1GU145	UUNFAID	(550)	(138)
1TA125	Nancy E. Lougee Memorial Fund	5,000	5,000	23,127	-	(868)	(217)	308	22,350	1GU079	UUNFAID	(900)	(225)
1TA126	Harry Macleod Memorial Schol	4,190	4,190	11,015	-	(413)	(103)	147	10,646	1GU080	UUNFAID	(429)	(107)
1TA127	J. Herbert Marceau Scholarshi	10,116	10,116	45,046	-	(1,690)	(423)	600	43,533	1GU082	UUNFAID	(1,754)	(438)
1TA128	William F. Marsh Scholarship	2,000	2,000	8,989	-	(337)	(84)	120	8,688	1GU084	UUNFAID	(350)	(87)
1TA129	Mask & Dagger Fund	5,000	5,000	22,316	-	(837)	(209)	297	21,567	1GU146	UUNFAID	(869)	(217)
1TA130	Erskine Mason Memorial Prize	1,425	1,425	3,639	-	(137)	(34)	49	3,517	1GU147	UUNFAID	(142)	(35)
1TA131	Roger E. Montgomery Mem. Sch.	2,944	2,944	13,252	-	(497)	(124)	177	12,808	1GU088	UUNFAID	(516)	(129)
1TA132	N.h. Branch Nat'l Civic Fdn.	1,100	1,100	4,939	-	(185)	(46)	66	4,774	1GU092	UUNFAID	(192)	(48)
1TA133	Maurice E. Nerbonne Sch. Fund	2,086	2,086	5,583	-	(209)	(52)	74	5,396	1GU090	UUNFAID	(217)	(54)
1TA134	Ordway Fund	2,000	2,000	9,288	-	(348)	(87)	124	8,977	1GU093	UUNFAID	(362)	(90)
1TA135	George Downes Parnell Mem. Sc	1,750	1,750	7,882	-	(296)	(74)	105	7,617	1GU095	UUNFAID	(307)	(77)
1TA136	Paul Scholarship Fund	50,000	50,000	224,772	-	(8,434)	(2,108)	2,996	217,226	1GU097	UUNFAID	(8,750)	(2,188)

**UNIVERSITY SYSTEM OF NEW HAMPSHIRE
 DETAIL STATEMENT OF CHANGES IN ENDOWMENT AND SIMILAR FUNDS
 WITH ADDITIONAL INFORMATION ON INTEREST DISTRIBUTION
 FOR THE YEAR ENDED JUNE 30, 2020**

FUND	FUND NAME	BOOK VALUE		MARKET VALUE 6/30/2019	NET ADDITIONS PRIMARILY GIFTS	FY20 DISTRIBUTION		MARKET VALUE 6/30/2020	PAYOUT (for FY20)		FY21 DISTRIBUTION		
		6/30/2019	6/30/2020			PURPOSE	MGMT FEE		FUND	ORG	PURPOSE	MGMT FEE	
1TA137	Luella Pettee Fund	1,883	1,883	8,483	-	(318)	(80)	113	8,198	1GU099	UUNFAID	(330)	(83)
1TA138	Roecrans W. Pillsbury Fund	500	500	2,243	-	(84)	(21)	30	2,168	1GU101	UUNFAID	(87)	(22)
1TA139	Alfred Ernest Richards Mem. S	5,000	5,000	22,480	-	(843)	(211)	300	21,726	1GU105	UUNFAID	(875)	(219)
1TA140	Charles H. Sanders Fund	3,000	3,000	13,491	-	(506)	(127)	180	13,038	1GU107	UUNFAID	(525)	(131)
1TA141	Lena Snow Sargent Fund	55,051	55,051	202,423	-	(7,595)	(1,899)	2,698	195,627	1GU106	UUNFAID	(7,880)	(1,970)
1TA142	Walter M. Shipley Scholarship	2,000	2,000	8,989	-	(337)	(84)	120	8,688	1GU108	UUNFAID	(350)	(87)
1TA143	Mary F. Simpson Sch. Fund	106,979	106,979	302,055	-	(11,334)	(2,833)	4,026	291,914	1GU110	UUNFAID	(11,759)	(2,940)
1TA144	J. Guy Smart Scholarship Fund	128,777	128,777	526,256	-	(19,746)	(4,936)	7,015	508,589	1GU111	UUNFAID	(20,487)	(5,122)
1TA145	Roderick W. Smith Scholarship	1,000	1,000	4,496	-	(169)	(42)	60	4,345	1GU112	UUNFAID	(175)	(44)
1TA146	Smyth, Memorial Fund	2,500	2,500	11,769	-	(442)	(110)	157	11,374	1GU150	UUNFAID	(458)	(115)
1TA147	James Carter	19,938	19,938	52,227	-	(1,960)	(490)	696	50,473	1GU030	UUNFAID	(2,033)	(508)
1TA148	Col. Samuel J. Sutherland	3,000	3,000	8,808	-	(331)	(83)	117	8,511	1GU121	UUNFAID	(343)	(86)
1TA149	Theron A. Thorp Mem. Sch. Fun	14,033	14,033	37,571	-	(1,410)	(352)	501	36,310	1GU124	UUNFAID	(1,463)	(366)
1TA150	James A. Wellman Mem. Sch.	25,000	25,000	112,394	-	(4,217)	(1,054)	1,498	108,621	1GU125	UUNFAID	(4,376)	(1,094)
1TA151	Charles H. Wiggin Sch. Fund	11,486	11,486	51,631	-	(1,937)	(484)	688	49,898	1GU131	UUNFAID	(2,010)	(503)
1TA152	Walter M. Wiggin Scholarship	5,000	5,000	22,474	-	(843)	(211)	300	21,720	1GU132	UUNFAID	(875)	(219)
1TA153	George H. Williams Fund	11,985	11,985	47,576	-	(1,785)	(446)	634	45,979	1GU135	UUNFAID	(1,852)	(463)
1TA154	Richard J. Shea Memorial Award	3,221	3,221	8,052	-	(302)	(76)	107	7,781	1GU149	UUNFAID	(313)	(78)
1TA155	William H. Yale Sch. Fund	87,478	87,478	306,781	-	(11,511)	(2,878)	4,089	296,481	1GU139	UUNFAID	(11,943)	(2,986)
1TA156	Class of 1931 Alumni Mem. Scho	75,411	75,411	178,829	-	(6,710)	(1,677)	2,384	172,826	1GU039	UUNFAID	(6,962)	(1,740)
1TA157	Fred Weare Stone Mem. Sch. Fun	459,252	459,252	857,281	-	(32,166)	(8,042)	11,428	828,501	1GU120	UUNFAID	(33,374)	(8,344)
1TA158	Stephen D. Decesare Memorial S	9,552	9,552	18,491	-	(694)	(173)	246	17,870	1GU032	UUNFAID	(720)	(180)
1TA159	Penny Family School	28,059	28,059	49,151	-	(1,844)	(461)	655	47,501	1GU210	UUNFAID	(1,913)	(478)
1TA160	Ruth Cheney Streeter Shcol	15,000	15,000	28,326	-	(1,063)	(266)	378	27,375	1GU214	UUNFAID	(1,103)	(276)
1TA161	Katherine Demeritt Memorial	5,000	5,000	15,120	-	(567)	(142)	202	14,613	1GU044	UUNFAID	(589)	(147)
1TA162	Col John & Helena Ayotte	256,783	256,783	484,909	-	(18,194)	(4,549)	6,464	468,630	1GU215	UUNFAID	(18,878)	(4,719)
1TA163	Ray Macdonald End Scholarship	403,999	403,999	682,629	-	(25,613)	(6,403)	9,100	659,713	1GA025	UUNFAID	(26,575)	(6,644)
1TA164	Gertrude Phelps Carlson Mem	10,654	10,654	20,120	-	(755)	(189)	268	19,444	1GU169	UUNFAID	(783)	(196)
1TA165	Class of 51 Endowed Scholarhi	168,424	169,424	219,831	1,000	(8,208)	(2,052)	2,869	213,440	1GU213	UUNFAID	(8,560)	(2,140)
1TA166	Norma V and John Spaven	102,379	102,379	176,633	-	(6,628)	(1,657)	2,355	170,703	1GU221	UUNFAID	(6,876)	(1,719)
1TA167	Lola M Preston Endowed Scholar	45,873	45,873	74,791	-	(2,806)	(702)	997	72,280	1GU227	UUNFAID	(2,912)	(728)
1TA168	Class of 38 Professorship Endo	145,913	145,913	228,055	-	(8,556)	(2,139)	3,040	220,400	1GA031	UUNFAID	(8,878)	(2,220)
1TA169	Class of 41 Educational Endow	189,977	189,977	303,451	-	(11,360)	(2,840)	4,045	293,296	1GA019	UUNFAID	(11,815)	(2,954)
1TA170	CEPS Endowed Scholar	121,528	121,528	209,250	-	(7,851)	(1,963)	2,789	202,225	1GU220	UUNFAID	(8,146)	(2,037)
1TA171	Class of 64 Academic Enrichmnt	157,975	166,325	202,152	8,350	(7,396)	(1,849)	2,449	203,706	1GU388	UUNFAID	(7,891)	(1,973)
1TA172	Class of 40 Professorship	428,326	428,326	572,532	-	(21,482)	(5,371)	7,632	553,311	1GA024	UUNFAID	(22,289)	(5,572)
1TA173	Class of 44 Endowed Professor	133,332	133,332	219,173	-	(8,224)	(2,056)	2,922	211,815	1GA030	UUNFAID	(8,532)	(2,133)
1TA174	Class of 1944 Endowed Scholar	79,976	79,976	92,028	-	(3,125)	(781)	1,232	89,354	1GU231	UUNFAID	(3,599)	(900)
1TA175	Charles A. Hopkins Family Fund	30,000	30,000	49,561	-	(1,860)	(465)	661	47,897	1GA029	UUNFAID	(1,929)	(482)
1TA176	Class 1961 Endowed Scholarship	139,273	139,738	168,523	465	(6,323)	(1,581)	2,251	163,335	1GU233	UUNFAID	(6,561)	(1,640)
1TA178	William S Law Scholarship Fund	53,168	53,168	61,847	-	(2,321)	(580)	824	59,770	1GU235	UUNFAID	(2,408)	(602)
1TA179	Frank A Joy Endowed Fund	1,295,967	1,295,967	1,573,737	-	(59,049)	(14,762)	20,978	1,520,904	1GU279	UUNFAID	(61,266)	(15,317)
1TA181	Ernest Easter Scholarship Fund	166,274	166,274	206,343	-	(7,742)	(1,936)	2,751	199,416	1GU270	UUNFAID	(8,033)	(2,008)
1TA182	Scott Chadwick Memorial Scholarship	29,323	29,323	42,569	-	(1,597)	(399)	567	41,140	1GA085	UUNFAID	(1,657)	(414)
1TA183	Earl & Ethel Handly Faculty Endwmt	1,020,819	1,030,740	1,009,102	9,921	(37,863)	(9,466)	13,348	985,042	1GA151	UUNFAID	(39,680)	(9,920)
1TB001	Edward Cass Adams	10,500	10,500	31,414	-	(1,179)	(295)	419	30,359	1GB002	UBNREN	(1,223)	(306)
1TB002	Robert P. Ahern Mem. Fund	51,855	51,855	99,907	-	(3,749)	(937)	1,332	96,553	1GB001	UBANFS	(3,889)	(972)
1TB003	Albert H. Brown Student Loan	63,800	63,800	226,897	-	(8,513)	(2,128)	3,025	219,281	1GB033	UBDEAN	(8,833)	(2,208)
1TB004	Thomas W. Keller Mem. Scholars	12,555	12,555	28,699	-	(1,077)	(269)	383	27,736	1GB016	UBDEAN	(1,117)	(279)
1TB005	C. Hilton Boynton	60,492	60,566	91,805	74	(3,443)	(861)	1,222	88,797	1GB032	UBANFS	(3,577)	(894)
1TB006	Gertrude Burnham Fund	266,299	266,299	609,550	-	(22,871)	(5,718)	8,125	589,086	1GB004	UBDEAN	(23,730)	(5,932)
1TB007	Conant Scholarship Fund	51,454	51,454	240,036	-	(9,006)	(2,252)	3,200	231,978	1GB005	UBANFS	(9,345)	(2,336)
1TB008	Crop Protection Institute	12,000	12,000	30,309	-	(1,137)	(284)	404	29,292	1GB034	UBDEAN	(1,180)	(295)
1TB009	David W. Drew Memorial Scholar	16,713	16,713	41,374	-	(1,552)	(388)	552	39,986	1GB006	UBBIOL	(1,611)	(403)
1TB010	Clyde & Isabel Eaton	17,010	17,010	53,992	-	(2,026)	(506)	720	52,180	1GB007	UBDEAN	(2,102)	(525)
1TB011	Kenneth Fowler	29,092	29,092	69,631	-	(2,613)	(653)	928	67,293	1GB011	UBDEAN	(2,711)	(678)
1TB012	Norman Hubbard Scholarship	2,323	2,323	7,359	-	(276)	(69)	98	7,112	1GB014	UBDEAN	(286)	(72)
1TB013	Oliver J. Hubbard Fund	413,825	413,825	1,220,147	-	(45,782)	(11,445)	16,265	1,179,185	1GB090/1GB037	UBANFS	(47,501)	(11,875)
1TB014	Basil & Alice Johnson	32,000	32,000	57,590	-	(2,161)	(540)	768	55,657	1GB018	UBDEAN	(2,242)	(561)
1TB015	Gunnar B. Olsson Fund	10,000	10,000	26,310	-	(987)	(247)	351	25,427	1GB029	UBDEAN	(1,024)	(256)
1TB016	Dan Heath Memorial	8,093	8,093	12,204	-	(458)	(114)	163	11,795	1GB044	UBMCBS	(475)	(119)
1TB017	Richard A. Andrews Mem'l Award	3,075	3,075	5,558	-	(209)	(52)	74	5,371	1GB039	UBNREN	(216)	(54)
1TB018	Paul Gilman	6,070	6,070	10,474	-	(393)	(98)	140	10,123	1GB009	UBTSAS	(408)	(102)
1TB019	Albio Hodgdon Mem'l Schol	8,180	8,180	12,819	-	(481)	(120)	171	12,389	1GB036	UBBIOL	(499)	(125)
1TB020	Barbara M. Lucier Endowed Mem	18,385	18,385	26,759	-	(1,004)	(251)	357	25,861	1GB019	UBDEAN	(1,042)	(260)
1TB021	George M. Moore Scholarship	7,914	7,914	12,872	-	(483)	(121)	172	12,440	1GB046	UBBIOL	(501)	(125)
1TB022	Constance L. Rollins Memorial	85,000	85,000	130,094	-	(4,820)	(1,205)	1,735	125,804	1GB055	UBMCBS	(5,068)	(1,267)
1TB023	Plant Science Scholarship Fund	5,746	5,746	9,933	-	(373)	(93)	132	9,599	1GB023	UBBIOL	(387)	(97)

**UNIVERSITY SYSTEM OF NEW HAMPSHIRE
 DETAIL STATEMENT OF CHANGES IN ENDOWMENT AND SIMILAR FUNDS
 WITH ADDITIONAL INFORMATION ON INTEREST DISTRIBUTION
 FOR THE YEAR ENDED JUNE 30, 2020**

FUND	FUND NAME	BOOK VALUE		MARKET VALUE 6/30/2019	NET ADDITIONS PRIMARILY GIFTS	FY20 DISTRIBUTION		MARKET VALUE 6/30/2020	PAYOUT (for FY20)		FY21 DISTRIBUTION		
		6/30/2019	6/30/2020			PURPOSE	MGMT FEE		FUND	ORG	PURPOSE	MGMT FEE	
1TB024	James A. Purington Scholarship	28,872	28,872	59,282	-	(2,224)	(556)	790	57,292	1GB024	UBDEAN	(2,308)	(577)
1TB026	Laurence W. Slantez Memorial	41,401	41,701	62,056	300	(2,328)	(582)	819	60,265	1GB050	UBDEAN	(2,428)	(607)
1TB027	Clark L. Stevens Sch. in Fore	5,020	5,020	12,737	-	(478)	(119)	170	12,310	1GB025	UBNREN	(496)	(124)
1TB028	Charles A. & F. W. Stone Schol	50,425	50,425	135,011	-	(5,066)	(1,266)	1,800	130,479	1GB026	UBANFS	(5,256)	(1,314)
1TB029	L.v. "cy" Tirrell Prof. Sch.	22,652	22,802	65,945	150	(2,469)	(617)	880	63,889	1GB027	UBANFS	(2,568)	(642)
1TB030	Agricultural Alumni Associatio	9,120	9,120	28,402	-	(1,066)	(266)	379	27,449	1GB000	UBDEAN	(1,106)	(276)
1TB031	Richard B. Johnston Mem. Schol	7,765	7,765	28,554	-	(1,071)	(268)	381	27,596	1GB040	UBNREN	(1,112)	(278)
1TB032	Stephen W & Helen H Dyer Schlr	36,210	36,210	100,925	-	(3,787)	(947)	1,345	97,536	1GB010	UBDEAN	(3,929)	(982)
1TB033	Ruth E. Farrington Fund	503,109	503,109	1,553,166	-	(58,277)	(14,569)	20,704	1,501,024	1GB035	UBNREN	(60,465)	(15,116)
1TB034	Andrew L. Felker Sch. Fund	5,025	5,025	14,874	-	(558)	(140)	198	14,374	1GB008	UBDEAN	(579)	(145)
1TB035	Hood Prize Fund	6,000	6,000	26,973	-	(1,012)	(253)	360	26,068	1GB031	UBBIOL	(1,050)	(263)
1TB036	Hubbard Farms Grad. Fellow/Pou	40,000	40,000	188,355	-	(7,067)	(1,767)	2,511	182,032	1GB012	UBANFS	(7,333)	(1,833)
1TB037	Norma Ikawa Scholarship Fund	27,539	29,039	38,034	1,500	(1,389)	(347)	477	38,275	1GB015	UBDEAN	(1,521)	(380)
1TB038	Industrial Education Fund	498	498	2,343	-	(88)	(22)	31	2,264	1GB038	UBTSAS	(91)	(23)
1TB039	Kenneth L. Isaacs Sch. Fnd.	12,191	12,191	36,021	-	(1,352)	(338)	480	34,811	1GB013	UBANFS	(1,402)	(351)
1TB040	Lilac Endowment Fund	12,267	12,267	27,668	-	(1,038)	(260)	369	26,739	1GB041	UBBIOL	(1,077)	(269)
1TB041	Lord Scholarship Fund	666,183	666,183	1,830,213	-	(68,293)	(17,073)	24,404	1,769,251	1GB017	UBDEAN	(71,270)	(17,818)
1TB042	Fred W. Menns Scholarship Fun	3,726	3,726	10,632	-	(398)	(99)	142	10,277	1GB020	UBDEAN	(414)	(103)
1TB043	Kenneth S. Morrow Scholarship	12,324	12,324	33,304	-	(1,250)	(312)	444	32,186	1GB021	UBANFS	(1,297)	(324)
1TB044	Walhowdon Farm Scholarship	2,000	2,000	5,498	-	(206)	(52)	73	5,313	1GB028	UBDEAN	(214)	(54)
1TB046	Stacey Cole	485,486	485,486	561,337	-	(21,062)	(5,266)	7,483	542,492	1GB064	UBTSAS	(21,853)	(5,463)
1TB047	Lloyd Hawkensen Fund	11,567	11,567	23,763	-	(892)	(223)	317	22,965	1GB068	UBNREN	(925)	(231)
1TB048	Marty Mitchell Scholarship	13,360	13,860	23,213	500	(871)	(218)	277	22,901	1GB076	UBDEAN	(904)	(226)
1TB049	Virginia M & William L Conrad	40,023	40,023	52,273	-	(1,961)	(490)	697	50,519	1GB077	UBBIOL	(2,035)	(509)
1TB050	Eric Wilkes Bell Mem End Award	15,445	25,445	23,777	10,000	(851)	(213)	213	32,926	1GB083	UBNREN	(1,326)	(332)
1TB051	Drs. Lorus & Margery Milne	540,197	540,197	530,668	-	(19,911)	(4,978)	7,074	512,853	1GB196	UBDEAN	(20,659)	(5,165)
1TC001	John D. Batcheller Memorial	33,915	33,915	44,509	-	(1,670)	(418)	593	43,014	1GC096	UCTHDA	(1,733)	(433)
1TC002	Foreign Language Study	13,807	13,807	27,215	-	(1,021)	(255)	363	26,302	1GC005	UCLLAC	(1,059)	(265)
1TC003	Gary Lindberg	22,514	22,514	43,742	-	(1,641)	(410)	583	42,274	1GC044	UCENGL	(1,703)	(426)
1TC004	Raymond J. Bernier Scholarship	9,517	9,517	14,126	-	(530)	(133)	188	13,651	1GC048	UCTHDA	(550)	(137)
1TC005	S. P. Edelman	1,760	1,760	3,036	-	(114)	(28)	40	2,934	1GC002	UCMUSI	(118)	(30)
1TC006	Excellence in Teaching Scholar	48,409	48,409	83,364	-	(3,128)	(782)	1,111	80,565	1GC015	UCEDUC	(3,245)	(811)
1TC007	Jean Mattox	40,472	40,572	57,796	100	(2,169)	(542)	775	55,960	1GC007	UCTHDA	(2,250)	(563)
1TC008	Richard A. Morse Scholarship	122,567	122,667	200,503	100	(7,468)	(1,867)	2,667	193,935	1GC008	UCMUSI	(7,808)	(1,952)
1TC009	Gary R. O'neal Musical Theater	31,049	31,219	43,672	170	(1,600)	(400)	574	42,416	1GC009	UCTHDA	(1,708)	(427)
1TC010	William H Annis Occupation Edu	6,165	6,415	9,546	250	(348)	(87)	116	9,477	1GC176	UCEDUC	(382)	(95)
1TC011	Jani Smith	13,125	18,625	20,238	5,500	(759)	(190)	124	24,913	1GC011	UCMUSI	(1,004)	(251)
1TC013	Donald E. Steele	7,640	7,740	19,301	100	(724)	(181)	255	18,751	1GC035	UCMUSI	(755)	(189)
1TC014	Arts Dept Scholarship Fund	7,959	7,959	20,219	-	(759)	(190)	270	19,540	1GC001	UCARTS	(787)	(197)
1TC015	German Soc. of Manchester, NH	1,005	1,005	4,501	-	(169)	(42)	60	4,350	1GC003	UCGRMN	(175)	(44)
1TC016	Adaline W. Paul Sch. Fund	10,000	10,000	29,354	-	(1,101)	(275)	391	28,369	1GC010	UCMUSI	(1,143)	(286)
1TC017	Thomas O Marshall Fund	6,400	6,400	11,231	-	(421)	(105)	150	10,855	1GC006	UCEDUC	(437)	(109)
1TC018	NH Library of Traditional Jazz	1,123,792	1,123,792	2,418,811	-	(90,757)	(22,689)	32,243	2,337,608	1GC016/1GL027	UCTJAZ/ULLBKS	(94,165)	(23,541)
1TC019	Seiler, Study of Music	8,055	8,555	13,829	500	(519)	(130)	162	13,842	1GC088	UCMUSI	(558)	(139)
1TC020	Ann Pazo Mayberry Fund	29,750	29,950	50,717	200	(1,859)	(465)	682	49,275	1GC082	UCENGL	(1,977)	(494)
1TC021	Grant Carlson Fund	12,513	12,513	20,873	-	(783)	(196)	278	20,172	1GC086	UCARTS	(813)	(203)
1TC022	Humanities Challenge	493,417	493,667	904,121	250	(33,924)	(8,481)	12,064	874,030	1GC064	UCHCTR	(35,198)	(8,799)
1TC023	Louise Harwell Rogers Endowmen	19,571	19,667	27,824	95	(1,044)	(261)	371	26,985	1GC091	UCMUSI	(1,083)	(271)
1TC024	Malcolm & Virginia Smith Endow	14,075	14,075	20,236	-	(759)	(190)	270	19,557	1GC092	UCARTS	(788)	(197)
1TC025	Theater Education Endowed Fund	58,443	58,643	82,066	200	(3,079)	(770)	1,085	79,502	1GC097	UCTHDA	(3,202)	(800)
1TC026	Lucha-Burns Musical Theatre Endowmt	89,396	89,396	127,200	-	(4,773)	(1,193)	1,696	122,930	1GC094	UCTHDA	(4,952)	(1,238)
1TC027	Whitlock Music Education Schol	12,550	12,550	14,469	-	(543)	(136)	193	13,983	1GC054	UCMUSI	(563)	(141)
1TC028	Shatterly Fund for Education	59,243	59,243	69,538	-	(2,605)	(651)	927	67,209	1GC127	UCEDUC	(2,707)	(677)
1TC029	Shatterly Fund for Poli Sci	118,286	118,286	137,307	-	(5,152)	(1,288)	1,830	132,697	1GC128	UCPOLT	(5,345)	(1,336)
1TC030	Conover Endowed Fund	32,000	32,000	61,029	-	(2,290)	(572)	814	58,981	1GC050	UCMUSI	(2,376)	(594)
1TC031	Edwin and Mary Scheier Fund	2,243,768	2,243,768	2,674,856	-	(100,364)	(25,091)	35,656	2,585,057	1GC214	UCARTS	(104,133)	(26,033)
1TC032	Blanche C Bailey Fund	35,680	35,680	48,824	-	(1,832)	(458)	651	47,185	1GC223	UCMUSI	(1,901)	(475)
1TD001	Gordon H. Bassett	8,115	8,115	27,873	-	(1,046)	(261)	372	26,938	1GD021	UDDEAN	(1,085)	(271)
1TD002	Champlin Scholarship Fund	270,148	270,148	370,488	-	(13,901)	(3,475)	4,939	358,051	1GD025	UDME00	(14,423)	(3,606)
1TD003	Howard W. Cope Mem Scholarship	26,657	26,857	58,277	200	(2,187)	(547)	768	56,511	1GD002	UDDEAN	(2,276)	(569)
1TD004	Edward T. Donovan Scholarship	15,724	15,724	36,602	-	(1,373)	(343)	488	35,374	1GD004	UDME00	(1,425)	(356)
1TD005	Donald Fox Mem Scholarship	24,380	24,380	55,955	-	(2,100)	(525)	746	54,076	1GD029	UDDEAN	(2,178)	(545)
1TD006	Harry L. Farnham Scholarship	5,134	5,134	15,534	-	(583)	(146)	207	15,012	1GD005	UDEE00	(605)	(151)
1TD007	Joseph L. Fearer Scholar Fund	19,395	19,395	73,313	-	(2,751)	(688)	977	70,851	1GD006	UDDEAN	(2,854)	(714)
1TD008	Harold A. Iddles Lecture Fund	56,538	56,538	123,651	-	(4,640)	(1,160)	1,648	119,499	1GD027	UDCHEM	(4,814)	(1,203)
1TD009	William Knox Endowed Fund	5,000	5,000	14,838	-	(557)	(139)	198	14,340	1GD008	UDEE00	(578)	(144)
1TD010	Marie L. Langelier	182,930	182,930	348,878	-	(13,090)	(3,273)	4,651	337,166	1GD056	UDDEAN	(13,582)	(3,395)
1TD011	Vernon Lerch	10,607	10,607	27,906	-	(1,047)	(262)	372	26,969	1GD017	UDCHEM	(1,086)	(272)

**UNIVERSITY SYSTEM OF NEW HAMPSHIRE
 DETAIL STATEMENT OF CHANGES IN ENDOWMENT AND SIMILAR FUNDS
 WITH ADDITIONAL INFORMATION ON INTEREST DISTRIBUTION
 FOR THE YEAR ENDED JUNE 30, 2020**

FUND	FUND NAME	BOOK VALUE		MARKET VALUE 6/30/2019	NET ADDITIONS PRIMARILY GIFTS	FY20 DISTRIBUTION		MARKET VALUE 6/30/2020	PAYOUT (for FY20)		FY21 DISTRIBUTION		
		6/30/2019	6/30/2020			PURPOSE	MGMT FEE		FUND	ORG	PURPOSE	MGMT FEE	
1TD012	David Owen Libby	20,040	20,040	48,860	-	(1,833)	(458)	651	47,220	1GD028	UDDEAN	(1,902)	(476)
1TD013	Frank Block Fund	15,467	15,467	26,688	-	(1,001)	(250)	356	25,793	1GD057	UDCHEM	(1,039)	(260)
1TD014	Randolph W. Chapman Lecture Fu	10,000	10,000	17,255	-	(647)	(162)	230	16,676	1GD024	UDESCI	(672)	(168)
1TD015	W. Edwards Deming	10,000	10,000	17,219	-	(646)	(162)	230	16,641	1GD001	UDMATH	(670)	(168)
1TD016	Dr. Ruth Peters Memorial Award	4,083	4,083	7,044	-	(264)	(66)	94	6,808	1GD010	UDMATH	(274)	(69)
1TD017	Stolworthy Fund	5,000	5,000	8,628	-	(324)	(81)	115	8,338	1GD023	UDDEAN	(336)	(84)
1TD018	Richard & Georgia Balomenos	36,888	47,088	46,689	10,200	(1,372)	(343)	356	55,530	1GD060	UDMATH	(2,233)	(558)
1TD019	Bacon Award	1,135	1,135	1,959	-	(73)	(18)	26	1,894	1GD020	UDKE00	(76)	(19)
1TD021	Raymond B. Seymour Chem.	2,450	2,450	5,812	-	(218)	(55)	77	5,616	1GD019	UDCHEM	(226)	(57)
1TD022	Tappi Endowed Fund	21,925	21,925	44,649	-	(1,675)	(419)	595	43,150	1GD031	UDKE00	(1,738)	(435)
1TD023	Winchester R. Wood Fund	395,136	395,136	697,712	-	(26,179)	(6,545)	9,301	674,289	1GC106/1GD014	UCMUSI/UDDEAN	(27,162)	(6,791)
1TD024	Leroy Johnson	198,654	198,654	401,669	-	(15,071)	(3,768)	5,354	388,184	1GD059	UDCE00	(15,637)	(3,909)
1TD025	J & Rm Kurtz Endowed Fund	150,000	150,000	271,566	-	(10,190)	(2,547)	3,620	262,449	1GD071	UDDEAN	(10,572)	(2,643)
1TD026	Bailey Prize Fund	251	251	1,126	-	(42)	(11)	15	1,088	1GD015	UDCHEM	(44)	(11)
1TD027	Albert W. Diniak Memorial Fun	1,500	1,500	4,391	-	(165)	(41)	59	4,244	1GD003	UDCHEM	(171)	(43)
1TD028	Heman Charles Fogg Sch. Fund	5,000	5,000	15,120	-	(567)	(142)	202	14,613	1GD007	UDCHEM	(589)	(147)
1TD029	Kingsbury Memorial Award	82,571	82,571	99,958	-	(3,751)	(938)	1,536	96,805	1GD016	UDME00	(3,891)	(973)
1TD030	Locke Scholarship Fund	3,000	3,000	13,488	-	(506)	(127)	180	13,035	1GD009	UDCHEM	(525)	(131)
1TD031	Lester A. Pratt Grad. Prize	66,479	66,579	118,735	100	(4,455)	(1,114)	1,578	114,844	1GD011	UDCHEM	(4,626)	(1,157)
1TD032	Lucinda & Melvin Smith Sch. F	12,000	12,000	37,265	-	(1,398)	(350)	497	36,014	1GD013/1GC108	UDCHEM/UCENGL	(1,451)	(363)
1TD033	Waite Professorship	103,133	103,133	202,548	-	(7,600)	(1,900)	2,700	195,748	1GD072	UDDEAN	(7,885)	(1,971)
1TD034	Fred Waite Class of 1927	270,412	270,412	515,382	-	(19,338)	(4,834)	6,870	498,080	1GD073	UDKE00	(20,064)	(5,016)
1TD035	R C Kimball Scholar	12,000	12,000	21,684	-	(814)	(203)	289	20,956	1GD076	UDDEAN	(844)	(211)
1TD036	Robert T. Hart	25,000	25,000	49,028	-	(1,840)	(460)	654	47,382	1GD075	UDCHEM	(1,909)	(477)
1TD037	Leon W Hitchcock Award	96,296	96,296	123,389	-	(4,630)	(1,157)	1,645	119,247	1GD033	UDEE00	(4,804)	(1,201)
1TD038	Olivette Dussault Hemon Schola	16,740	16,740	19,261	-	(723)	(181)	257	18,614	1GD108	UDME00	(750)	(187)
1TD039	Kenneth J Higson Endowed Schol	455,404	455,404	564,149	-	(21,168)	(5,292)	7,520	545,209	1GD092	UDME00	(21,962)	(5,491)
1TD040	Helmut M Haendler Endowed Fund	63,912	64,162	73,413	250	(2,755)	(689)	970	71,189	1GD018	UDCHEM	(2,868)	(717)
1TD041	Frederick N Walker Jr Ee Schol	200,000	200,000	282,314	-	(10,593)	(2,648)	3,763	272,836	1GD091	UDEE00	(10,991)	(2,748)
1TD042	Craig A West Memorial Endow	17,650	18,700	22,221	1,050	(834)	(208)	258	22,487	1GD094	UDCHEM	(904)	(226)
1TD043	Harold M Lander Cl of 24 Fund	12,327	12,327	14,880	-	(558)	(140)	198	14,380	1GD100	UDDEAN	(579)	(145)
1TD044	Clarence & Eleanor Shuttlewort	496,846	496,846	616,029	-	(23,114)	(5,779)	8,212	595,348	1GD104	UDKE00	(23,982)	(5,996)
1TD045	Shatterly Fund for Engineering	118,286	118,286	143,644	-	(5,390)	(1,347)	1,915	138,822	1GD107	UDDEAN	(5,592)	(1,398)
1TD046	Tenho S Kauppinen Scholarship Fund	5,000	5,000	6,296	-	(236)	(59)	84	6,085	1GD140	UDME00	(245)	(61)
1TD047	Roland S. Burlingame Scholarship	518,468	518,468	629,822	-	(23,632)	(5,908)	8,396	608,678	1GD153	UDDEAN	(24,519)	(6,130)
1TE001	John A. Beckett Writing Prize	10,417	10,467	17,989	50	(675)	(169)	237	17,432	1GE002	UEWBSC	(700)	(175)
1TE002	Patrick Carlson Memorial Schol	13,230	13,230	33,729	-	(1,266)	(316)	450	32,597	1GE008	UEWBSC	(1,313)	(328)
1TE003	Jan E. Clee Fellowship Fund	13,735	13,735	28,721	-	(1,078)	(269)	383	27,757	1GE007	UEWBSC	(1,118)	(280)
1TE004	Carroll M. Degler Fund	24,927	24,927	76,004	-	(2,852)	(713)	1,013	73,452	1GE004	UEWBSC	(2,959)	(740)
1TE005	James R. Carter Professorship	400,900	400,900	848,767	-	(31,847)	(7,962)	11,314	820,272	1GE003	UEWBSC	(33,043)	(8,261)
1TE006	William T. Cushing Memorial Sc	66,348	67,348	111,279	1,000	(4,134)	(1,034)	1,440	108,551	1GE001	UEWBSC	(4,373)	(1,093)
1TE007	Patricia Vinnicombe Endow Fund	23,000	23,000	39,512	-	(1,483)	(371)	527	38,185	1GE012	UEWBSC	(1,538)	(385)
1TE008	Hollis Harrington	62,000	62,000	119,933	-	(4,500)	(1,125)	1,599	115,907	1GE005	UEWBSC	(4,669)	(1,167)
1TE009	Virginia Paul Dee Professorshi	149,807	149,807	294,217	-	(11,039)	(2,760)	3,922	284,340	1GE017	UEWBSC	(11,454)	(2,863)
1TE010	Ellen Mae Greenaway Scholar	27,800	27,800	52,497	-	(1,970)	(492)	700	50,735	1GE018	UEWBSC	(2,044)	(511)
1TE012	JA Hogan Distinguished Visiting Pro	878,532	878,532	928,627	-	(34,843)	(8,711)	12,379	897,452	1GE067	UEDEAN	(36,152)	(9,038)
1TF001	Dr E Elizabeth French Mem Fund	32,153	32,153	49,283	-	(1,849)	(462)	657	47,629	1GB133	UBMCBS	(1,919)	(480)
1TF002	Gerald L & Dorothy K Smith Fun	93,950	93,975	106,985	25	(3,918)	(980)	1,428	103,540	1GF001	UFNUNP	(4,171)	(1,043)
1TF004	Elizabeth Rand	147,096	147,096	232,031	-	(8,706)	(2,177)	3,093	224,241	1GF003	UFFS00	(9,033)	(2,258)
1TF005	Hamilton Putnam	22,300	22,300	42,402	-	(1,591)	(398)	565	40,978	1GF008	UFDEAN	(1,651)	(413)
1TF006	Robert J. & Mary E. Mitchell	79,983	79,983	207,573	-	(7,788)	(1,947)	2,767	200,605	1GF002	UFOT00	(8,081)	(2,020)
1TF007	Daniel Beatrice Rogers Schl	26,611	26,617	41,348	6	(1,549)	(387)	552	39,970	1GF015	UFDEAN	(1,610)	(402)
1TF008	Marion Beckwith Endowed Fund	8,822	8,822	11,717	-	(440)	(110)	156	11,323	1GF019	UFKINE	(456)	(114)
1TG003	Alumni Merit Serv Award Assn	33,018	33,018	44,475	-	(1,669)	(417)	593	42,982	1GG042	UGAADM	(1,731)	(433)
1TG004	Honors Program/Urop Endowment	186,891	186,891	264,347	-	(9,919)	(2,480)	3,524	255,472	1GA028	UAHONP	(10,291)	(2,573)
1TG009	Smith Sanborn Lecture Fund	8,298	8,298	29,127	-	(1,093)	(273)	388	28,149	1GASAN	UAPROV	(1,134)	(283)
1TG012	Class of 36 Cultural Enrichmnt	104,417	104,417	181,866	-	(6,824)	(1,706)	2,424	175,760	1GG013	UGPRES	(7,080)	(1,770)
1TG015	Class of 1929 Dad Henderson	87,134	87,134	215,625	-	(8,091)	(2,023)	2,874	208,385	1GG002/1GU232	UUFPAID	(8,394)	(2,099)
1TG016	Henderson Mem. Carillon Maint.	7,361	7,361	14,458	-	(542)	(136)	193	13,973	1GG023	UGAADM	(563)	(141)
1TG018	Granite State Scholars Endowment	1,726,038	1,726,038	2,077,316	-	(77,944)	(19,486)	27,691	2,007,577	1GU280	UUFPAID	(80,870)	(20,218)
1TJ001	Frederick Walker	14,538	14,538	25,066	-	(941)	(235)	334	24,224	1GJ044	UJGBAS	(976)	(244)
1TJ003	Morris F Darling Memorial Fund	180,000	180,000	213,554	-	(8,013)	(2,003)	2,847	206,385	1GJ060	UJGCRW	(8,314)	(2,078)
1TL001	Gladys Brooks Endowment Fund	50,000	50,000	147,280	-	(5,526)	(1,382)	1,963	142,335	1GL002	ULLBKS	(5,734)	(1,433)
1TL002	Douglas M. Milne	100,000	100,000	286,431	-	(10,747)	(2,687)	3,818	276,815	1GL007	ULLBKS	(11,151)	(2,788)
1TL003	Roland Douglas Sawyer	25,275	25,275	73,255	-	(2,749)	(687)	977	70,796	1GL001	ULLADM	(2,852)	(713)
1TL004	Consolidated Library Fund	10,341	10,341	46,491	-	(1,744)	(436)	620	44,931	1GL003	ULLBKS	(1,810)	(452)
1TL005	Edward H. Downing Fund	1,000	1,000	3,183	-	(119)	(30)	42	3,076	1GL004	ULLBKS	(124)	(31)
1TL006	Marion E. Nash Fund	19,053	19,053	49,939	-	(1,874)	(468)	666	48,263	1GL006	ULLBKS	(1,944)	(486)

**UNIVERSITY SYSTEM OF NEW HAMPSHIRE
 DETAIL STATEMENT OF CHANGES IN ENDOWMENT AND SIMILAR FUNDS
 WITH ADDITIONAL INFORMATION ON INTEREST DISTRIBUTION
 FOR THE YEAR ENDED JUNE 30, 2020**

FUND	FUND NAME	BOOK VALUE		MARKET VALUE 6/30/2019	NET ADDITIONS PRIMARILY GIFTS	FY20 DISTRIBUTION		MARKET VALUE 6/30/2020	PAYOUT (for FY20)		FY21 DISTRIBUTION		
		6/30/2019	6/30/2020			PURPOSE	MGMT FEE		FUND	ORG	PURPOSE	MGMT FEE	
1TL008	Blanche Foye Nash Library Fund	53,190	53,290	56,716	100	(2,124)	(531)	752	54,913	1GL038	ULLBKS	(2,212)	(553)
1TR001	Prof. & Mrs. F. Jackson	36,757	36,757	55,556	-	(2,085)	(521)	741	53,691	1GZ026	UZMSAD	(2,163)	(541)
1TR003	Shoals Marine Scholarship Fund	35,922	42,922	39,436	7,000	(1,201)	(300)	78	45,013	1GZ012	UZMSAD	(1,549)	(387)
1TR004	Class of 1937 Professorship	149,288	149,288	275,247	-	(10,328)	(2,582)	3,669	266,006	1GZ019	UZMSAD	(10,715)	(2,679)
1TS001	Charles H. Stillings Trust	533,861	537,478	1,337,375	3,617	(50,078)	(12,519)	17,787	1,296,182	1GS011/1GU119	USAADM/UUFAID	(52,145)	(13,036)
1TS002	Warren Brown Memorial Scholars	6,651	6,651	19,643	-	(737)	(184)	262	18,984	1GS001	USMHCY	(765)	(191)
1TS003	Carl & Ada Lundholm Mem Scholr	39,981	44,981	59,463	5,000	(2,231)	(558)	480	62,154	1GS007	USAADM	(2,315)	(579)
1TS004	Peter G Markos Chemistry Endowment	50,843	50,843	73,699	-	(2,765)	(691)	982	71,225	1GD169	UDCHEM	(2,869)	(717)
1TS005	Carlton E. Meader, Jr. Mem. Sc	6,180	6,180	19,011	-	(713)	(178)	253	18,373	1GS008	USMHCY	(740)	(185)
1TS006	Donald Melville	173,254	173,254	345,579	-	(12,967)	(3,242)	4,607	333,977	1GS030	USMCCT	(13,453)	(3,363)
1TS007	W. C. & Clara D. Skoglund	102,654	102,654	142,431	-	(5,344)	(1,336)	1,899	137,650	1GS009	USAADM	(5,545)	(1,386)
1TS008	Suzanne Urban Fund	54,723	56,823	75,460	2,100	(2,790)	(698)	912	74,984	1GS014	USAADM	(2,983)	(746)
1TS009	P. Wageman	5,064	5,064	8,724	-	(327)	(82)	116	8,431	1GS013	USAADM	(340)	(85)
1TS010	Ski Team UNH	132,473	132,473	198,540	-	(7,264)	(1,816)	2,650	192,110	1GS032	USCSKI	(7,739)	(1,935)
1TS011	Paul C. Sweet Scholarship Fund	26,107	26,107	64,307	-	(2,413)	(603)	857	62,148	1GS012	USAADM	(2,503)	(626)
1TS012	A. Barr "whoops" Snively Schol	11,789	11,839	32,727	50	(1,228)	(307)	433	31,675	1GS010	USAADM	(1,274)	(319)
1TS013	Jere A. Chase Scholarship	1,653	1,653	4,785	-	(180)	(45)	64	4,624	1GS002	USAADM	(186)	(47)
1TS014	Frederick A. Johnson Mem. Sch	10,000	10,000	26,766	-	(1,004)	(251)	357	25,868	1GS005	USMFTB	(1,042)	(261)
1TS015	Philip C. Jones/1913 Trust	9,831	9,831	34,963	-	(1,312)	(328)	466	33,789	1GS006	USAADM	(1,361)	(340)
1TS016	UNH 100 Club / General Award	237,279	237,279	413,929	-	(15,531)	(3,883)	5,518	400,033	1GS026	USAADM	(16,114)	(4,029)
1TS017	Creeley S. Buchanan Football	8,711	8,711	13,936	-	(523)	(131)	186	13,468	1GS041	USMFTB	(543)	(136)
1TS018	Craig Scholarship Fund	75,842	75,842	141,296	-	(5,302)	(1,325)	1,883	136,552	1GS004	USAADM	(5,501)	(1,375)
1TS019	Andrew Mooradian Endowed Schol	41,281	41,281	53,587	-	(2,011)	(503)	714	51,787	1GS069	USMFTB	(2,086)	(522)
1TS020	Bernice Hill Class of 23 Endow	44,207	44,207	82,878	-	(3,110)	(777)	1,105	80,096	1GS042	USAADM	(3,226)	(807)
1TS021	Arden G. Atkins Scholarship	139,495	139,495	197,051	-	(7,394)	(1,848)	2,627	190,436	1GS062	USAADM	(7,671)	(1,918)
1TS022	Ken Pope Endowed Scholarship	11,450	11,450	18,019	-	(676)	(169)	240	17,414	1GJ100	UJGOLF	(701)	(175)
1TS023	Holt Endowed Fund	148,190	151,671	172,383	3,481	(6,463)	(1,616)	2,263	170,048	1GS070	USMHCY	(6,843)	(1,711)
1TU002	Alice M. Mitchell Scholarship	79,983	79,983	207,573	-	(7,788)	(1,947)	2,767	200,605	1GC014/1GD022	UCENGL/UDDEAN	(8,081)	(2,020)
1TU003	Edward and Selma Bacon Simon Fund	73,733	78,733	118,005	5,000	(4,428)	(1,107)	1,456	118,926	1GE054	UEHMG	(4,791)	(1,198)
1TU004	Richard M. Ford Endowed Mem	21,044	21,044	31,505	-	(1,182)	(296)	420	30,447	1GC084/1GD026	UCENGL/UDCHEM	(1,227)	(307)
1TU005	Agnes & M Jane Linen Scholarsh	4,357	4,357	9,963	-	-	(84)	110	8,989	1TU005	UUAEND	-	(91)
1TU009	Paul J Holloway Endowment Fund	193,137	193,137	277,309	-	(10,405)	(2,601)	3,697	268,000	1GE015	UEWBSC	(10,796)	(2,699)
1TU010	Gray-White-Shields Scholarship Fund	2,519,046	2,519,046	2,781,384	-	(104,361)	(26,090)	37,076	2,688,009	1GU293	UUFAID	(108,280)	(27,070)
1TU013	UNH Foreign Language Scholarship	84,699	84,799	111,935	100	(4,196)	(1,049)	1,492	108,282	1GU327	UUFAID	(4,358)	(1,089)
1TU014	UNH Engineering Scholarship	83,199	83,199	110,233	-	(4,136)	(1,034)	1,469	106,532	1GU328	UUFAID	(4,291)	(1,073)
1TU015	T. Ralph & Isabelle Meyers Fund	25,000	25,000	32,767	-	(1,229)	(307)	437	31,668	1GU342	UUFAID	(1,276)	(319)
1TU016	Joseph L. Robinson Scholarship Fund	35,930	35,930	39,449	-	(1,480)	(370)	526	38,125	1GU377	UUFAID	(1,536)	(384)
1TU020	UNIQUE Endow Alloc Plan - UNH	31,840,055	35,261,616	36,584,647	3,421,561	(1,313,270)	-	464,333	39,157,271	1GU296	UUFAID	(1,600,507)	-
TOTAL UNIVERSITY OF NEW HAMPSHIRE		67,264,154	70,958,977	98,151,886	3,694,823	(3,619,365)	(576,609)	1,292,116	98,942,851			(4,000,635)	(600,127)
UNH AT MANCHESTER													
1TM001	Richard Eaton Foundation	30,000	30,000	51,766	-	(1,942)	(486)	690	50,028	1GM008	UMFINA	(2,015)	(504)
1TM002	H. P.makris	7,865	7,865	12,947	-	(486)	(121)	173	12,513	1GM004	UMFINA	(504)	(126)
1TM003	Mvc Scholarship	500	500	1,313	-	(49)	(12)	17	1,269	1GM002	UMMBSC	(51)	(13)
TOTAL UNH AT MANCHESTER		38,365	38,365	66,026	-	(2,477)	(619)	880	63,810			(2,570)	(643)
PLYMOUTH STATE UNIVERSITY													
6TC001	Ann L Wharton Scholar Endow	27,316	27,316	37,458	-	(1,405)	(351)	499	36,201	6GCE62	PFBURS	(1,458)	(365)
6TC002	Bea Hodgson	33,206	33,206	46,398	-	(1,741)	(435)	618	44,840	6GCE27	PFBURS	(1,806)	(452)
6TC003	Paul E Arold Mem Scholar	42,403	42,503	68,867	100	(2,576)	(644)	921	66,668	6GCE22	PFBURS	(2,681)	(670)
6TC004	PSU Class of 1937	39,095	39,095	63,463	-	(2,381)	(595)	846	61,333	6GCE23	PFBURS	-	(618)
6TC005	Class of 1941	26,158	26,158	38,286	-	(1,437)	(359)	510	37,000	6GCE37	PFBURS	-	(373)
6TC006	Scott Descoteaux Scholr Fund	18,948	18,948	33,436	-	(1,255)	(314)	446	32,313	6GCE34	PFBURS	-	(325)
6TC007	Donna Ford Fund	4,875	4,875	7,851	-	(295)	(74)	105	7,587	6GCE28	PFBURS	-	(76)
6TC008	Lillian Groux Mattoon Memorial	22,339	22,339	39,641	-	(1,487)	(372)	528	38,310	6GCE32	PFBURS	(1,543)	(386)
6TC010	Art Dept (PSU)	18,902	20,052	24,156	1,150	(877)	(219)	296	24,506	6GCE35	PFBURS	-	(243)
6TC011	Madie W. Barrett	55,234	55,334	73,042	100	(2,737)	(684)	971	70,692	6GCE48	PFBURS	(2,848)	(712)
6TC012	Robert L. Boyd	1,760	1,860	3,393	100	(127)	(32)	41	3,375	6GCE38	PALIB1	(136)	(34)
6TC013	Class of 1946 (PSU)	50,608	53,765	78,013	3,156	(2,927)	(732)	900	78,410	6GCE39	PFBURS	-	(790)
6TC014	Class of 1957 (PSU)	10,853	10,853	17,454	-	(655)	(164)	233	16,868	6GCE40	PFBURS	-	(170)
6TC015	Citizens Bank Endowed Scholars	18,738	18,738	44,045	-	(1,653)	(413)	587	42,566	6GCE26	PFBURS	-	(429)
6TC016	Marie Connelly	19,039	19,489	27,897	450	(1,043)	(261)	348	27,391	6GCE49	PFBURS	-	(274)
6TC017	Charles L. Currier Memorial	13,204	13,204	28,455	-	(1,068)	(267)	379	27,499	6GCE41	PFBURS	(1,108)	(277)
6TC019	Myrtle Grover Endowment	54,077	54,077	128,956	-	(4,839)	(1,210)	1,719	124,626	6GCE29	PFBURS	(5,020)	(1,255)
6TC020	Hartman/Kelly Scholarship	4,536	4,536	9,078	-	(341)	(85)	121	8,773	6GCE46	PFBURS	-	(88)
6TC021	James J. Hogan	33,130	34,099	53,372	969	(1,995)	(499)	693	52,540	6GCE53	PA7TE1	-	(527)
6TC022	Gary David Johnson Mem. Sch.	12,881	12,881	32,469	-	(1,218)	(305)	433	31,379	6GCE30	PFBURS	-	(316)
6TC023	Irving Willard Jones Mem Fund	33,289	33,289	92,477	-	(3,470)	(867)	1,233	89,373	6GCE24	PFBURS	(3,600)	(900)

**UNIVERSITY SYSTEM OF NEW HAMPSHIRE
 DETAIL STATEMENT OF CHANGES IN ENDOWMENT AND SIMILAR FUNDS
 WITH ADDITIONAL INFORMATION ON INTEREST DISTRIBUTION
 FOR THE YEAR ENDED JUNE 30, 2020**

FUND	FUND NAME	BOOK VALUE		MARKET VALUE 6/30/2019	NET ADDITIONS PRIMARILY GIFTS	FY20 DISTRIBUTION		MARKET VALUE 6/30/2020	PAYOUT (for FY20)		FY21 DISTRIBUTION		
		6/30/2019	6/30/2020			PURPOSE	MGMT FEE		FUND	ORG	PURPOSE	MGMT FEE	
6TC024	Margaret 'Peg' Rock Kenyon	12,087	12,087	23,518	-	(882)	(221)	313	22,728	6GCE50	PFBURS	-	(229)
6TC025	Emma Paulsen Knapp '17 Schola	6,495	6,495	13,226	-	(496)	(124)	176	12,782	6GCE60	PFBURS	-	(129)
6TC026	Hazel Balch Moore	46,271	46,271	72,779	-	(2,731)	(683)	970	70,335	6GCE58	PFBURS	-	(708)
6TC027	Isabelle Murray Scholarship	4,772	4,772	9,612	-	(242)	(90)	125	9,405	6GCE55	PFBURS	(254)	(95)
6TC028	Barbara Boyce Oaks	58,022	58,022	114,666	-	(4,302)	(1,076)	1,529	110,817	6GCE25	PFBURS	(4,464)	(1,116)
6TC029	John F. Ozog Mem.	20,461	20,461	43,377	-	(1,628)	(407)	578	41,920	6GCE42	PFBURS	-	(422)
6TC030	PSU AA Scholarship Fund	181,357	185,877	222,780	4,520	(8,359)	(2,090)	3,270	220,121	6GCE44	PFBURS	-	(2,182)
6TC031	PSU Math Dept. Fund	6,229	6,229	8,672	-	(325)	(81)	116	8,382	6GCE43	PA3XD1	-	(84)
6TC032	Bernice Goodwin Spaulding	6,317	6,317	17,596	-	(660)	(165)	235	17,006	6GCE33	PFBURS	-	(171)
6TC033	Blanche Colby Stacy Fund	33,859	33,859	89,556	-	(3,360)	(840)	1,194	86,550	6GCE36	PFBURS	(3,486)	(872)
6TC034	Harry Preble Swett	17,827	17,827	46,090	-	(1,729)	(432)	614	44,543	6GCE31	PFBURS	-	(449)
6TC035	Roi M White	40,044	40,044	50,810	-	(1,906)	(477)	677	49,104	6GCE51	PFBURS	-	(495)
6TC036	Dorothy E. Whiting	6,232	6,232	12,799	-	(480)	(120)	171	12,370	6GCE45	PFBURS	-	(125)
6TC037	Clarice Clark Parker Award	1,164	1,164	2,325	-	(87)	(22)	31	2,247	6GCE61	PFBURS	-	(23)
6TC038	Aauw Non-Traditional Student	14,883	14,883	21,815	-	(819)	(205)	291	21,082	6GCE65	PFBURS	(849)	(212)
6TC039	Robert J. Doherty '86 Scholars	6,214	6,214	12,422	-	(466)	(116)	166	12,006	6GCE64	PFBURS	-	(121)
6TC040	David 'Tuck' Grierson Memorial	7,449	7,449	14,871	-	(558)	(139)	198	14,372	6GCE63	PBPP01	(579)	(145)
6TC041	John V. Defortis '77 Schshp	8,630	8,630	16,323	-	(612)	(153)	218	15,776	6GCE66	PFBURS	(635)	(159)
6TC042	Barbara S Dearborn	40,185	41,177	57,862	992	(2,154)	(538)	854	57,016	6GCE84	PFBURS	-	(563)
6TC043	Brennan Hart Memorial Fund	90,395	95,395	122,505	5,000	(4,597)	(1,149)	1,463	123,222	6GCE47	PFBURS	(4,964)	(1,241)
6TC044	Hamilton, James Scholarship	1,025	1,025	2,010	-	(75)	(19)	27	1,943	6GCE67	PFBURS	(78)	(20)
6TC045	Ella O Keene Scholarship Fund	107,397	107,397	190,581	-	(7,151)	(1,788)	2,540	184,182	6GCE69	PFBURS	(7,419)	(1,855)
6TC046	Catherine & Kirk Middlekauf	15,403	15,403	19,340	-	(726)	(181)	258	18,691	6GCE82	PFBURS	(753)	(188)
6TC047	Emma Yeaton Wheeler Scholarship	28,908	29,408	38,435	500	(1,422)	(355)	490	37,648	6GCE71	PFBURS	(1,517)	(379)
6TC048	Lydia Briggs Endowment	8,706	8,706	10,737	-	(403)	(101)	143	10,376	6GCE72	PHATAD	(418)	(105)
6TC049	Geneva M Smith Endowed Schol	80,359	80,359	142,596	-	(5,350)	(1,338)	1,901	137,809	6GCE56	PFBURS	-	(1,388)
6TC050	Ola Hubbard Scholarship	529,155	529,155	705,692	-	(26,479)	(6,620)	9,407	682,000	6GCE68	PFBURS	(27,473)	(6,868)
6TC051	Jessie Barnes Metcalf Endowmen	16,066	16,066	28,510	-	(1,070)	(267)	380	27,553	6GCE52	PFBURS	(1,110)	(277)
6TC052	William L Taylor Memorial Fund	16,517	16,827	23,115	310	(858)	(214)	305	22,658	6GCE70	PFBURS	(905)	(226)
6TC053	Jeanette & Richard Collins End	105,078	105,078	154,538	-	(5,798)	(1,450)	2,060	149,350	6GCE74	PCADV1	(6,016)	(1,504)
6TC054	John V Miller SBI Endow Fund	16,605	16,605	20,676	-	(776)	(194)	276	19,982	6GCE73	PFBURS	(805)	(201)
6TC055	Carole Anne Soucie Mem Endow	10,431	10,431	12,616	-	(473)	(118)	168	12,193	6GCE78	PFBURS	(491)	(123)
6TC056	M Shine Bateman Mem Schlrshp	38,309	41,109	46,524	2,800	(1,705)	(426)	536	47,729	6GCE76	PFBURS	(1,919)	(480)
6TC057	Regina Thornton Mem Schol	8,650	8,650	10,788	-	(405)	(101)	144	10,426	6GCE77	PFBURS	(420)	(105)
6TC058	Karl Drerup Art Scholarship	55,277	55,592	66,401	315	(2,491)	(623)	894	64,496	6GCE79	PFBURS	(2,585)	(646)
6TC059	Norton R Bagley Scholarship	119,435	119,435	137,627	-	(5,164)	(1,291)	1,835	133,007	6GCE80	PFBURS	(5,358)	(1,339)
6TC060	H B Barton Memorial Scholarsh	13,561	14,061	15,816	500	(575)	(144)	180	15,777	6GCE81	PFBURS	(617)	(154)
6TC062	Sally Boland Memorial Schol	14,022	14,072	16,869	50	(629)	(157)	222	16,355	6GCE83	PFBURS	(657)	(164)
6TC063	John L Daly Scholarship Fund	21,452	21,952	25,538	500	(958)	(240)	326	25,166	6GCE94	PFBURS	(1,014)	(253)
6TC064	Harold E Hyde Endowed Schol	56,251	57,755	73,835	1,504	(2,750)	(687)	944	72,846	6GCE88	PFBURS	(2,934)	(734)
6TC065	C E Brown-Applied Comp Sci Sch	76,040	81,040	86,129	5,000	(3,111)	(778)	1,018	88,258	6GCE86	PFBURS	(3,476)	(869)
6TC066	John K Walsh Scholarship Fund	17,196	17,196	21,937	-	(823)	(206)	292	21,200	6GCE93	PFBURS	(854)	(214)
6TC067	Collins Challenge Endowment	13,977	13,977	18,389	-	(690)	(172)	245	17,772	6GCE85	PFBURS	(716)	(179)
6TC068	William S Belvin Endow Schol	30,442	30,442	41,539	-	(1,559)	(390)	554	40,144	6GCE91	PFBURS	(1,617)	(404)
6TC071	Class of 1952 Gifts	134,982	135,283	162,849	301	(6,110)	(1,528)	2,179	157,691	6GCE97	PFBURS	(6,340)	(1,585)
6TC072	Grappone Granite State Scholars	54,251	54,251	79,696	-	(2,990)	(748)	1,062	77,020	6GCE98	PFBURS	(3,103)	(776)
6TC073	Elaine Gail Vaillant Brown Schl-End	76,636	81,636	88,552	5,000	(3,202)	(801)	1,051	90,600	6GCE01	PFBURS	(3,570)	(893)
6TC074	Morgridge Family Internship Fund	50,000	50,000	75,540	-	(2,834)	(709)	1,007	73,004	6GCE03	PFBURS	(2,941)	(735)
6TC075	Barbara Willey '37 Endowment Fund	112,500	112,500	166,499	-	(6,247)	(1,562)	2,219	160,909	6GCE99	PFBURS	(6,482)	(1,620)
6TC076	N Hopkins '37 & M Hopkins '37 Scho	20,842	20,842	22,720	-	(853)	(213)	303	21,957	6GCE04	PFBURS	(885)	(221)
6TC078	Larry K & Dawn Ray Haynes Schol Fun	26,175	26,175	32,442	-	(1,217)	(304)	432	31,353	6GCE05	PFBURS	(1,263)	(316)
6TC079	Class of 1962 Scholarship Endowment	53,321	55,421	62,107	2,100	(2,323)	(581)	838	62,141	6GCE02	PFBURS	(2,451)	(613)
6TC080	Raise the Curtain Endowment Fund	36,553	36,553	42,043	-	(1,372)	(343)	564	40,892	6GCE07	PAETC1	(1,647)	(412)
6TC081	Barry M Ross '73 Scholarship Fund	32,882	33,463	51,579	581	(1,916)	(479)	669	50,434	6GCE08	PFBURS	-	(507)
6TC082	Class of 1951 Endowment	11,587	11,587	13,758	-	(516)	(129)	183	13,296	6GCE09	PFBURS	(536)	(134)
6TC084	Doris Dean Palmer '30 Endowed Schol	14,350	14,350	17,592	-	(660)	(165)	235	17,002	6GCE11	PFBURS	(685)	(171)
6TC085	Switzer Fund History Prize Endowmen	30,492	30,492	36,077	-	(1,354)	(338)	481	34,866	6GCE13	PFBURS	(1,404)	(351)
6TC086	Student Affairs Scholarship Endowmt	16,232	16,232	18,707	-	(702)	(175)	249	18,079	6GCE14	PFBURS	(728)	(182)
6TC087	Harold C & Martha Zehr Endowment	19,615	19,915	22,048	300	(808)	(202)	289	21,627	6GCE12	PFBURS	(871)	(218)
6TC088	Graduate Research Fund Endowment	17,268	17,268	19,696	-	(739)	(185)	263	19,035	6GCE06	PFBURS	(767)	(192)
6TC089	Jane E. Babin Scholarship Fund	19,409	19,409	22,315	-	(837)	(209)	297	21,566	6GCE15	PFBURS	(869)	(217)
6TC090	Trevorrow Fund for Library Interns	84,309	84,434	94,552	125	(3,548)	(887)	1,257	91,499	6GCE16	PFBURS	(3,685)	(921)
6TC091	Heritage Society Endowment	54,358	54,358	58,407	-	(2,192)	(548)	779	56,446	6GCE17	PFBURS	(2,274)	(568)
6TC092	Morgridge Opportunity Scholarship	997,209	997,209	1,041,095	-	(39,063)	(9,766)	13,878	1,006,144	6GCE18	PFBURS	(40,530)	(10,133)
6TC093	Operating Staff Endowed Scholarship	48,559	49,399	57,025	840	(2,116)	(529)	749	55,969	6GCE19	PFBURS	(2,243)	(561)
6TC094	Merilee Phillips Accounting Endowme	10,000	10,000	10,100	-	(379)	(95)	135	9,761	6GCE20	PFBURS	(393)	(98)
6TC095	Donald P. Wharton Endowment	42,320	42,320	45,774	-	(1,718)	(429)	610	44,237	6GCE21	PAUNIV	(1,782)	(446)
6TC096	Michelle Morse Mem Schol Endowmnt	37,044	37,194	42,195	150	(1,583)	(396)	557	40,923	6GCE1A	PFBURS	(1,647)	(412)

**UNIVERSITY SYSTEM OF NEW HAMPSHIRE
 DETAIL STATEMENT OF CHANGES IN ENDOWMENT AND SIMILAR FUNDS
 WITH ADDITIONAL INFORMATION ON INTEREST DISTRIBUTION
 FOR THE YEAR ENDED JUNE 30, 2020**

FUND	FUND NAME	BOOK VALUE		MARKET VALUE 6/30/2019	NET ADDITIONS PRIMARILY GIFTS	FY20 DISTRIBUTION		MARKET VALUE 6/30/2020	PAYOUT (for FY20)		FY21 DISTRIBUTION		
		6/30/2019	6/30/2020			PURPOSE	MGMT FEE		FUND	ORG	PURPOSE	MGMT FEE	
6TC098	Hanaway Endowmnt for the Perf Arts	100,000	100,000	103,704	-	(3,891)	(973)	1,382	100,222	6GCE1D	PBCARI	(4,037)	(1,009)
6TC099	Mehmet Canlar Endowed Schol	6,055	6,055	7,916	-	(297)	(74)	106	7,651	6GCE87	PFBURS	(308)	(77)
6TC100	Eastman-PMK/TKE Schol Endmt	32,055	32,155	33,597	100	(1,261)	(315)	443	32,564	6GCE1X	PFBURS	(1,312)	(328)
6TC101	Ruth Birch Marzec '48 Schl End	23,000	341,705	27,685	318,705	(1,039)	(260)	(12,605)	332,486	6GCE1G	PFBURS	(12,707)	(3,177)
6TC102	James W Tethers Endowed Schol	16,415	16,415	16,383	-	(615)	(154)	218	15,832	6GCE1J	PFBURS	(638)	(159)
6TC103	J Philip & Eva M Duguay Schol	15,850	15,850	16,238	-	(609)	(152)	216	15,693	6GCE1K	PFBURS	(632)	(158)
6TC104	Stevens-Bristow Professorship	97,796	97,796	105,186	-	(3,947)	(987)	1,402	101,654	6GCE1M	PAAAFI	(4,095)	(1,024)
6TC105	Imagine A Way Schol Endowment	51,921	51,921	54,984	-	(2,063)	(516)	733	53,138	6GCE1N	PFBURS	(2,141)	(535)
6TC106	Wixson Endowed Prof of Math	59,250	59,250	56,178	-	(2,108)	(527)	749	54,292	6GCE1P	PA3XD1	(2,187)	(547)
6TC107	Eugene & Joan Savage Edu Award	66,730	67,555	71,002	825	(6,633)	(658)	906	69,442	6GCE1Q	PFBURS	(2,788)	(697)
6TC108	Patricia Stips Lamson Library End	91,878	91,878	90,951	-	(3,413)	(853)	1,212	87,897	6GCE1R	PFBURS	(3,541)	(885)
6TC109	Patricia Stips Scholarship Endowmnt	182,756	182,756	180,949	-	(6,789)	(1,697)	2,412	174,875	6GCE1S	PFBURS	(7,044)	(1,761)
6TC110	Forrest M & Opal M Steen Schol	15,770	15,770	16,117	-	(605)	(151)	215	15,576	6GCE1L	PFBURS	(627)	(157)
6TC111	B Dearborn Endowed Art Schol	27,761	29,403	32,071	1,642	(1,186)	(297)	501	32,731	6GCE1E	PFBURS	-	(316)
6TC112	PSU PAT Scholarship Endowment	50,872	51,002	57,194	130	(2,135)	(534)	763	55,418	6GCE1T	PFBURS	(2,229)	(557)
6TC115	Gary K Richey Endowed Schol	12,269	12,469	12,493	200	(469)	(117)	172	12,279	6GCE1Y	PFBURS	(486)	(122)
6TC116	George & Helen Koehler Endowed Fund	26,250	26,250	31,651	-	(1,148)	(287)	423	30,639	6GCE2A	PFBURS	(1,234)	(309)
6TC117	Janet Sanford Kelliher Endowed Schl	40,740	48,770	49,678	8,030	(1,862)	(465)	554	55,935	6GCE2B	PFBURS	(2,116)	(529)
6TC118	Kent Criminal Justice Spirit Award	10,350	10,350	13,053	-	(612)	-	174	12,615	6GCE1B	PFBURS	(635)	-
6TC119	Lovett fund for Ctr for the Envir	15,000	15,000	22,186	-	(832)	(208)	296	21,442	6GCE2E	PAAAFI	(864)	(216)
6TC120	Dennis Maslakowski Grad ed Schol	78,727	79,467	101,822	740	(3,778)	(944)	1,349	99,189	6GCE2D	PFBURS	(3,984)	(996)
6TC121	Mary Rita Hyde '62 Mem Schol	13,489	14,993	18,005	1,504	(676)	(169)	200	18,864	6GCE2F	PFBURS	(760)	(190)
6TC122	Meg Petersen Endowed Scholarship	29,000	29,000	38,055	-	(1,428)	(357)	507	36,777	6GCE2G	PFBURS	(1,482)	(370)
6TC123	Hage-Diversity & Intern'l Initiativ	40,052	40,052	47,111	-	(1,768)	(442)	628	45,529	6GCE2H	PFBURS	(1,834)	(459)
6TC124	Trimpi Endwmt-Perf Study Talent Gr	113,709	113,709	152,407	-	(5,719)	(1,430)	2,032	147,290	6GCE2J	PFBURS	(5,933)	(1,483)
6TC125	Matthew S Budrow '06 Mem End Schol	42,982	43,032	51,556	50	(1,931)	(483)	689	49,881	6GCE2K	PFBURS	(2,007)	(502)
6TC126	Small Business & Entreprnshp Schol	175,000	175,000	196,159	-	(7,360)	(1,840)	2,615	189,574	6GCE2P	PFBURS	(7,637)	(1,909)
6TC127	Helen Abbott '39 Prfshp Envir Stud	134,000	149,000	155,812	15,000	(5,229)	(1,307)	1,736	166,012	6GCE2R	PAAAFI	(6,687)	(1,672)
6TC128	Norman '37 & Cecile Demers	50,000	50,000	62,875	-	(2,359)	(590)	838	60,764	6GCE2U	PFBURS	(2,448)	(612)
6TC129	Supporting Our Stdnts Faculty Schol	45,410	52,816	53,973	7,405	(1,933)	(483)	667	59,629	6GCE2N	PFBURS	(2,276)	(569)
6TC130	Pamel Marrapese-Keep NH LakesClear	31,705	33,905	37,117	2,200	(1,393)	(348)	360	37,936	6GCE2S	PFBURS	(1,453)	(363)
6TC131	Sharon R. Parish Mem Schol	50,000	50,000	62,866	-	(2,359)	(590)	838	60,755	6GCE2W	PFBURS	(2,447)	(612)
6TC132	Bernier Athletic Training Scholrshp	20,646	21,426	24,409	779	(871)	(218)	326	24,425	6GCE2X	PFBURS	-	(242)
6TC133	Schlesinger Mem Schol in Poli Sci	35,021	37,281	43,643	2,260	(1,588)	(397)	454	44,372	6GCE2V	PFBURS	(1,706)	(427)
6TC134	Mark E. Bates '75 Meml Schol	173,757	173,907	198,453	150	(7,446)	(1,862)	2,639	191,934	6GCE3B	PFBURS	(7,730)	(1,932)
6TC135	McCabe Leadership Scholarship Fund	21,550	21,550	27,341	-	(1,026)	(256)	364	26,423	6GCE1Z	PFBURS	(1,064)	(266)
6TC136	Robert & Margot Swift Endowed Schol	57,070	64,090	64,886	7,020	(2,407)	(602)	553	69,450	6GCE2Z	PFBURS	(2,798)	(699)
6TC137	Wiggett Family Student Support Endw	10,000	10,000	12,017	-	(451)	(113)	160	11,613	6GCE2C	PFBURS	(468)	(117)
6TC138	Estes German Study Abroad Schol	27,000	27,000	30,381	-	(1,140)	(285)	405	29,361	6GCE3C	PFBURS	(1,183)	(296)
6TC139	Carleton Parish Social Science Sch	26,000	26,050	26,638	50	(980)	(245)	352	25,815	6GCE3L	PFBURS	(1,038)	(260)
6TC140	UNIQUE Endow Alloc Plan - PSU	9,761,705	10,933,050	11,172,096	1,171,345	(398,743)	-	140,758	12,085,456	6GCE1C	PFBURS	(491,486)	-
6TC141	Estes Endowed Mathematics Schol	50,000	50,000	54,351	-	(2,039)	(510)	725	52,527	6GCE3N	PFBURS	(2,116)	(529)
6TC142	Burton '62 Public Service Schol	44,803	44,803	49,537	-	(1,859)	(465)	660	47,873	6GCE3D	PFBURS	(1,928)	(482)
6TC143	Thurston-Cheney Performing Arts	29,486	29,486	32,350	-	(1,110)	(277)	433	31,396	6GCE2M	PALIB1	(1,265)	(316)
6TC144	Reverend Sidney Lovett Scholarship	120,000	120,000	134,158	-	(5,034)	(1,258)	1,788	129,654	6GCE3O	PFBURS	(5,223)	(1,306)
6TC145	Louis McCormack Endowed Fund	11,250	11,350	13,095	100	(479)	(120)	170	12,766	6GCE3R	PA4HH1	(514)	(129)
6TC146	Jonathan & Cornelia Hall Endow Schl	92,500	92,500	106,091	-	(3,981)	(995)	1,414	102,529	6GCE3S	PFBURS	(4,130)	(1,033)
6TC147	CGSB Award Endowment Fund	80,000	80,000	91,222	-	(3,423)	(856)	1,216	88,159	6GCE3T	PFBURS	(3,551)	(888)
6TC148	Kathleen Arecchi Memorial Scholar	25,035	25,035	29,519	-	(1,108)	(277)	394	28,528	6GCE3V	PFBURS	-	(287)
6TC149	Kelsey North Country Scholars Endow	283,333	283,333	314,054	-	(11,784)	(2,946)	4,186	303,510	6GCE3X	PFBURS	(12,226)	(3,057)
6TC150	The Fischler Family Scholars Endowmt	28,825	28,825	32,127	-	(1,205)	(301)	428	31,049	6GCE3Y	PFBURS	(1,251)	(313)
6TC151	Holmes-Pattee-Haggart Family Schola	705,019	705,019	782,999	-	(29,379)	(7,345)	10,437	756,712	6GCE4D	PFBURS	(30,482)	(7,621)
6TC153	Marjorie Stokes Environ Scholarship	10,080	10,080	11,509	-	(432)	(108)	153	11,122	6GCE2L	PFBURS	-	(112)
6TC154	Holmes-Pattee-Haggart Family Endowmt	705,019	705,019	782,999	-	(29,379)	(7,345)	10,437	756,712	6GCE4E	PFBURS	(30,482)	(7,621)
6TC155	The McLane Family Fellowship	207,337	207,337	231,007	-	(8,668)	(2,167)	3,079	223,251	6GCE4F	PFBURS	(8,993)	(2,248)
6TC156	Ellen Morin '52 Endowment	13,606	13,606	16,111	-	(605)	(151)	215	15,570	6GCESM	PFBURS	(627)	(157)
6TC157	Madeline Plant Endow Nurshing Schola	25,000	25,000	27,533	-	(1,033)	(258)	367	26,609	6GCE3H	PFBURS	(1,072)	(268)
6TC159	Henry & Ethel Vittum Scholarship	48,450	48,450	49,916	-	(1,873)	(468)	665	48,240	6GCE4J	PFBURS	(1,943)	(486)
6TC162	Joseph & Gail White Graduate Fellow	145,037	148,069	147,714	3,033	(5,542)	(1,386)	2,054	145,873	6GCE4L	PFBURS	(5,751)	(1,438)
6TC163	The Bonnie & Charles Still Scholars	30,000	30,000	30,882	-	(953)	(238)	415	30,106	6GC919	PFBURS	(1,213)	(303)
6TC164	Zachary Frank Memorial Endowed Scho	26,000	26,000	27,436	-	(1,029)	(257)	366	26,516	6GCEZF	PFBURS	(1,068)	(267)
6TC165	Gary & Elizabeth End Schlrshp	36,000	40,000	36,734	4,000	(941)	(235)	319	39,877	6GCE4H	PFBURS	(1,606)	(402)
6TC166	Steve Vaillancourt Endowed Fund	5,999	5,999	6,501	-	(244)	(61)	87	6,283	6GCESV	PFBURS	(253)	(63)
6TC167	Joseph McCaffrey Endowed Fund	25,000	25,000	25,988	-	-	-	363	26,351	6GCE4M	PFBURS	(1,062)	(265)
6TC168	Bette De Rocher '61 Endowed Fund	10,000	10,000	10,000	-	-	-	140	10,140	6GCE4N	PFBURS	(408)	(102)
6TC169	David & Martha Talbot Endowed Schol	-	41,296	-	41,296	-	-	(1,826)	39,470	6GCE4S	PFBURS	(1,435)	(359)
6TC170	Ryan Chadwick Endowed Scholarship	-	25,000	-	25,000	-	-	(1,112)	23,888	6GCE3Q	PFBURS	(962)	(241)
6TC171	Nancy & Thomas Gravina Endowed Scho	-	25,000	-	25,000	-	-	(1,112)	23,888	6GCE4T	PFBURS	(962)	(241)

**UNIVERSITY SYSTEM OF NEW HAMPSHIRE
 DETAIL STATEMENT OF CHANGES IN ENDOWMENT AND SIMILAR FUNDS
 WITH ADDITIONAL INFORMATION ON INTEREST DISTRIBUTION
 FOR THE YEAR ENDED JUNE 30, 2020**

FUND	FUND NAME	BOOK VALUE		MARKET	NET	FY20 DISTRIBUTION		FY20	MARKET	PAYOUT (for FY20)		FY21 DISTRIBUTION	
		6/30/2019	6/30/2020	VALUE 6/30/2019	ADDITIONS PRIMARILY GIFTS	PURPOSE	MGMT FEE	MARKET APPRECIATION	VALUE 6/30/2020	FUND	ORG	PURPOSE	MGMT FEE
TOTAL PLYMOUTH STATE UNIVERSITY		19,187,960	20,861,939	22,736,088	1,673,977	(828,839)	(107,401)	276,250	23,750,075			(908,244)	(116,851.00)
KEENE STATE COLLEGE													
5TD001	Class of 1939 International Ed	46,571	46,571	78,507	-	-	(736)	960	78,731	5GE217	KDAFAC	(3,171)	(793)
5TD002	Paul J. Holloway	48,882	48,882	88,357	-	(3,315)	(829)	1,178	85,391	5GE216	KDAFAC	(3,440)	(860)
5TD003	Leslie S Hubbard Scholarship	86,775	86,775	185,364	-	(6,955)	(1,739)	2,471	179,141	5GE215	KDAFAC	(7,216)	(1,804)
5TD004	Winona Vincent Hubbard	2,255,362	2,255,362	2,798,882	-	(105,018)	(26,254)	37,309	2,704,919	5GE205	KDAFAC	(108,961)	(27,240)
5TD005	Charlotte Ketcham	21,857	21,857	38,786	-	(1,455)	(364)	517	37,484	5GE206	KDAFAC	(1,510)	(377)
5TD006	John Kontinos	11,028	11,028	23,629	-	(887)	(222)	315	22,835	5GE214	KDAFAC	(920)	(230)
5TD008	KSC - General Scholarship	286,942	292,542	389,790	5,600	(14,606)	(3,651)	5,055	382,188	5GE202	KDAFAC	(15,396)	(3,849)
5TD009	KSC - Owls Athletic	23,238	23,238	43,186	-	(1,620)	(405)	576	41,737	5GJ301	KJANCA	(1,681)	(420)
5TD010	KSC - Parents Assoc Scholarshi	52,406	52,406	73,552	-	(2,760)	(690)	980	71,082	5GE218	KDAFAC	(2,863)	(716)
5TD011	Primary Bank	32,558	32,558	66,486	-	(2,495)	(624)	886	64,253	5GE213	KDAFAC	(2,588)	(647)
5TD012	Filomena R. Raich	108,729	108,774	209,082	45	(7,845)	(1,961)	2,788	202,109	5GE220	KDAFAC	(8,140)	(2,035)
5TD013	Anna I. Rausch Scholar Fund	10,984	10,984	23,423	-	(879)	(220)	312	22,636	5GE219	KDAFAC	(912)	(228)
5TD014	Alfred & Elizabeth Thomas	12,761	12,761	25,391	-	(953)	(238)	338	24,538	5GE212	KDAFAC	(988)	(247)
5TD015	Travis-Grace Fund	14,881	14,881	34,544	-	(648)	(324)	441	34,013	5GE204	KDAFAC	(685)	(343)
5TD016	Van Rossum Fund	8,318	8,318	16,408	-	(616)	(154)	219	15,857	5GE203	KDAFAC	(639)	(160)
5TD017	Christine Young Chadwick Schol	11,567	11,667	23,397	100	(878)	(219)	307	22,707	5GE221	KDAFAC	(915)	(229)
5TD018	Jesse F Davis 37 Fund	23,760	23,760	35,760	-	(1,342)	(335)	477	34,560	5GE241	KDAFAC	(1,392)	(348)
5TD019	Lucille Plant Davis 38 Fund	22,974	22,974	35,774	-	(1,342)	(336)	477	34,573	5GE242	KDAFAC	(1,393)	(348)
5TD020	Clarke Dist Safety Studies End	11,251	11,251	14,199	-	(533)	(133)	189	13,722	5GE252	KDAFAC	(553)	(138)
5TD021	Marjorie Paulsen Hilton Sch-Cu	386,420	386,520	494,428	100	(18,552)	(4,638)	6,603	477,941	5GE267	KDAFAC	(19,248)	(4,812)
5TD022	Joseph Grilli Scholarship Endo	30,878	30,878	39,933	-	(1,498)	(375)	532	38,592	5GE263	KDAFAC	(1,555)	(389)
5TD023	Mary/Erik Hamilton Schol Endow	40,897	40,897	51,737	-	(1,941)	(485)	690	50,001	5GE266	KDAFAC	(2,003)	(504)
5TD024	Granite State Scholars Schol Endow	61,051	61,051	80,485	-	(3,020)	(755)	1,073	77,783	5GD003	KEDADV	(3,133)	(783)
5TD025	Ruth Burnham Paige '45 Education Sc	51,063	51,063	77,302	-	(2,900)	(725)	1,030	74,707	5GD001	KDAFAC	(3,009)	(752)
5TD026	Music Dept Endowed Scholarship	31,912	31,912	40,796	-	(1,531)	(383)	544	39,426	5GD002	KDAFAC	(1,588)	(397)
5TD027	Menard, Kendall & Carlene Schol End	25,396	25,396	32,996	-	(1,238)	(309)	440	31,889	5GD004	KDAFAC	(1,285)	(321)
5TD028	Morgan, Deb Mem Scholarship Endowmt	49,053	51,053	61,194	2,000	(2,220)	(555)	894	61,313	5GD007	KDAFAC	(2,386)	(597)
5TD029	Waltz Memorial Award Endowment	26,789	27,539	32,424	750	(1,204)	(301)	394	32,063	5GD037	KDAFAC	(1,282)	(321)
5TD031	Nutrition, Comm Serv Scholar - Endo	27,746	27,746	34,781	-	(1,305)	(326)	464	33,614	5GD009	KDAFAC	(1,354)	(339)
5TD032	Anita R Nestor Nutrition Schol-Endo	25,225	25,225	33,592	-	(1,260)	(315)	448	32,465	5GD010	KDAFAC	(1,308)	(327)
5TD033	Dr. Y Scholarship Endowment	35,531	35,531	43,953	-	(1,649)	(412)	586	42,478	5GD013	KDAFAC	(1,711)	(428)
5TD034	Matt Paul RA Mem'l Endow Awd	15,670	15,695	19,523	25	(733)	(183)	261	18,893	5GD014	KDAFAC	(760)	(190)
5TD035	Sandra Ellison Mem'l Schol-Endow	289,640	289,640	335,078	-	(12,573)	(3,143)	4,467	323,829	5GD017	KDAFAC	(13,045)	(3,261)
5TD038	Eder Creative Writing Scholarship E	125,000	136,824	145,274	11,824	(5,451)	(1,363)	1,411	151,695	5GD031	KDAFAC	(6,110)	(1,528)
5TD040	Bureau Education Scholarship Endowm	50,050	50,050	58,123	-	(2,181)	(545)	775	56,172	5GD030	KDAFAC	(2,263)	(566)
5TD041	Cheshire Kennel Club Vet Award Endo	20,000	20,000	29,418	-	(1,104)	(276)	392	28,430	5GD040	KDAFAC	(1,145)	(286)
5TD042	Cornelius R Lyle II	40,000	40,000	54,978	-	(2,063)	(516)	733	53,132	5GD035	KDAFAC	(2,140)	(535)
5TD043	Operating Staff Dependents Schlrshp	34,739	35,242	46,423	503	(1,333)	(433)	602	45,762	5GD036	KDAFAC	(1,000)	(458)
5TD044	Tyler Smith Memorial Schlrshp-Endow	28,499	29,709	32,794	1,210	(727)	(308)	384	33,353	5GD046	KDAFAC	(1,000)	(336)
5TD045	Class of 1961 Endowed Scholarship	66,354	82,354	78,433	16,000	(1,992)	(726)	900	92,615	5GD047	KDAFAC	(3,000)	(884)
5TD046	Mary Yelda Music Schlrshp-Endowment	20,300	20,300	25,787	-	(968)	(242)	344	24,921	5GD049	KDAFAC	(1,004)	(251)
5TD047	John Waterhouse Schol-endow	206,188	206,188	260,871	-	(9,788)	(2,447)	3,477	252,113	5GD050	KDAFAC	(10,156)	(2,539)
5TD048	Barbara & Richard Peterson Schlrshp	52,261	52,261	61,812	-	(2,319)	(580)	824	59,737	5GD054	KDAFAC	(2,406)	(602)
5TD049	Adams, William Geography End Schol	20,000	20,000	21,494	-	-	(202)	263	21,555	5GD056	KDAFAC	(868)	(217)
5TD050	Class of 1963 Teacher Ed Schl End	42,704	46,054	48,407	3,350	(1,000)	(429)	454	50,782	5GD057	KDAFAC	(1,945)	(486)
5TD051	UNIQUE Endowment Alloc Plan-KSC	9,191,805	9,993,252	10,667,551	801,447	(385,737)	-	137,015	11,220,276	5GD020	KDAFAC	(462,484)	-
5TD052	Sherry Bovient Endowed Schl. Fund	18,545	18,725	22,592	180	(844)	(211)	307	22,024	5GD062	KDAFAC	(883)	(221)
5TD053	Rene Lachapelle Schl Payout	30,000	30,175	36,793	175	(1,379)	(345)	484	35,728	5GD063	KDAFAC	(1,438)	(360)
5TD054	Foster Schl Occupational H & S	21,500	21,500	24,864	-	(933)	(233)	331	24,029	5GD072	KDAFAC	(968)	(242)
5TD055	Kay Maclean Memorial Schl Endowment	21,390	21,390	25,048	-	(940)	(235)	334	24,207	5GD075	KDAFAC	(975)	(244)
5TD056	White Mountain Scholars Program End	834,000	1,000,000	907,426	166,000	-	(6,941)	805	1,067,290	5GD077	KDAFAC	(36,733)	(9,183)
5TD057	Never Too Late Scholarship Endow	20,000	25,000	21,245	5,000	-	(199)	143	26,189	5GD078	KDAFAC	(1,055)	(264)
5TD058	Arline and Robert Wurstner End. Sch	38,025	38,025	41,499	-	-	(389)	507	41,617	5GD084	KDAFAC	(1,676)	(419)
5TE001	Ann C. Peters	10,421	10,421	20,603	-	(580)	(193)	269	20,099	5GE102	KEAPRE	(607)	(202)
5TE003	Aubrey & Satako Thomas Jr Scho	12,477	12,477	22,803	-	(856)	(214)	304	22,037	5GE240	KEDADV	(888)	(222)
5TE004	KSC - Faculty & Program Endowm	30,804	30,804	64,241	-	(2,410)	(603)	856	62,084	5GE201	KEDADV	(2,501)	(625)
5TE005	KSC - Volunteer Scholarship	10,667	10,667	20,997	-	(788)	(197)	280	20,292	5GE207	KEDADV	(817)	(204)
5TE007	Hollis B Robbins Mem Endow	20,664	21,164	32,458	500	(1,218)	(304)	419	31,855	5GE260	KEDADV	(1,283)	(321)
5TE008	Alta Townes Mem Dance Endow	34,003	37,194	42,764	3,191	(1,594)	(399)	371	44,333	5GE247	KEDADV	(1,665)	(416)
5TE009	Cfnh Safety Studies Ldsp Award	10,735	10,735	13,944	-	(523)	(131)	186	13,476	5GE251	KEDADV	(543)	(136)
5TE010	Hildebrandt Holocaust Award	28,864	28,864	40,738	-	(1,529)	(382)	543	39,370	5GE261	KEDADV	-	(396)
5TE011	Jh Grilli Apt Memorial Fund	17,015	17,015	24,476	-	(918)	(230)	326	23,654	5GE259	KEDADV	(953)	(238)
5TE012	Resident Assisstant Award Endo	18,701	18,701	24,183	-	(907)	(227)	322	23,371	5GE256	KEDADV	(941)	(235)
5TE013	Kalich Family Nutrition Endow	11,240	11,240	15,433	-	(579)	(145)	206	14,915	5GE264	KEDADV	(601)	(150)
5TE014	D Hickey-D Andrews Fund	12,366	12,866	17,622	500	(641)	(160)	213	17,534	5GE254	KEDADV	(706)	(177)

**UNIVERSITY SYSTEM OF NEW HAMPSHIRE
 DETAIL STATEMENT OF CHANGES IN ENDOWMENT AND SIMILAR FUNDS
 WITH ADDITIONAL INFORMATION ON INTEREST DISTRIBUTION
 FOR THE YEAR ENDED JUNE 30, 2020**

FUND	FUND NAME	BOOK VALUE		MARKET VALUE 6/30/2019	NET ADDITIONS PRIMARILY GIFTS	FY20 DISTRIBUTION		MARKET VALUE 6/30/2020	PAYOUT (for FY20)		FY21 DISTRIBUTION		
		6/30/2019	6/30/2020			PURPOSE	MGMT FEE		FUND	ORG	PURPOSE	MGMT FEE	
5TE015	Peerless Math Endowed Award	20,000	20,000	25,744	-	(966)	(241)	343	24,880	5GE268	KEDADV	(1,002)	(251)
5TE016	Danny Paul Hunter Mem Sch End	20,405	20,450	28,764	45	(1,076)	(269)	382	27,846	5GE262	KEDADV	(1,122)	(280)
5TE019	Ewing World Affairs Endowment	120,000	120,000	181,501	-	(6,810)	(1,702)	2,419	175,408	5GA107	KAAADM	(7,066)	(1,766)
5TE020	Roos Art Lecture Endowment	100,762	100,762	130,799	-	(4,908)	(1,227)	1,744	126,408	5GH126	KHBART	(5,092)	(1,273)
5TE021	Putnam Chair for Chemistry Endowmnt	2,048,556	2,048,556	2,956,793	-	(110,943)	(27,736)	39,414	2,857,528	5GS124	KSCCSC	(115,109)	(28,777)
5TE022	Dr Bartlett Swett V & P Art End Scho	477,638	477,638	521,277	-	(12,000)	(4,890)	6,726	511,113	5GE324	KDAFAC	(20,589)	(5,147)
5TG001	Stephanie & Joseph Baute Sch	162,143	162,143	211,598	-	(7,939)	(1,985)	2,821	204,495	5GE250	KGAEND	(8,238)	(2,059)
5TG002	Safety Studies Program-Endow	13,833	13,883	17,872	50	(671)	(168)	240	17,323	5GP120	KGAEND	(696)	(174)
5TG003	Class 90-91 Lessard Mem Sch-c	18,803	18,903	24,180	100	(907)	(227)	318	23,464	5GD026	KDAFAC	(945)	(236)
5TG004	Class of 54 Educ Schol Endow	28,509	28,509	36,990	-	(1,384)	(346)	493	35,753	5GD011	KDAFAC	(1,440)	(360)
5TG005	Thorne/art Dept Fellow Endow	69,418	69,418	89,820	-	(3,370)	(843)	1,197	86,804	5GH127	KHAADM	(3,497)	(874)
5TG006	Cohen Center for Holocaust Studies	855,866	860,034	1,194,658	4,168	(44,744)	(11,186)	15,827	1,158,723	5GL110	KHSCCH	(46,579)	(11,645)
5TH002	KSC Film Program Endowment-Cur	25,731	25,731	31,926	-	(1,198)	(299)	426	30,855	5GH108	KHMFMS	(1,243)	(311)
5TH003	KSC - Arts Endowment	49,204	49,734	94,954	530	(3,556)	(889)	1,254	92,293	5GH117	KHQRED	-	(929)
5TH004	Thorne Sagendorph Art Gallery	145,351	145,351	214,801	-	(8,060)	(2,015)	2,863	207,589	5GH120	KHRTHR	-	(2,091)
5TH005	Cohen Chair for Genocide Studies En	2,500,125	2,500,125	3,062,119	-	(114,895)	(28,724)	40,818	2,959,318	5GH132	KHSHGS	(119,209)	(29,802)
5TH006	Susan Herman Award H&G Aware - End	39,546	40,646	52,219	1,100	-	(490)	589	53,418	5GH133	KHSCCH	-	(538)
5TH007	Meiszner Cohen Center Endowment	23,710	24,210	29,308	500	-	(275)	336	29,869	5GH134	KHSCCH	(1,203)	(301)
5TL001	Holocaust Lecture Series	70,003	70,228	83,376	225	(3,128)	(782)	1,106	80,797	5GL103	KHSCCH	(3,255)	(814)
5TL002	Earle F Jenkins '27 Mem Book	27,244	27,244	52,639	-	(1,975)	(494)	702	50,872	5GL106	KLAMAS	(2,049)	(512)
5TP001	Jane & James Batts Prof St End	11,764	11,764	16,691	-	(626)	(157)	222	16,130	5GD090	KDAFAC	(650)	(162)
5TP002	Thomas J Crowley Endowed Award	10,807	10,807	18,149	-	(681)	(170)	242	17,540	5GP102	KPBESE	(700)	(177)
5TP003	Meiszner Early Sprouts Endowment	23,550	24,050	28,077	500	(1,054)	(263)	353	27,613	5GP131	KPCHSC	(1,113)	(278)
5TS001	Orang Asli Archive Endowment	43,924	44,424	54,125	500	(2,031)	(508)	689	52,775	5GS111	KSAACA	(2,107)	(527)
TOTAL KEENE STATE COLLEGE		22,194,324	23,220,542	27,692,213	1,026,218	(969,995)	(158,030)	350,525	27,940,931			(1,110,688)	(166,660)
<u>GRANITE STATE COLLEGE</u>													
7T0001	CLL Endow Collector	1,163	1,163	2,902	-	(109)	(27)	39	2,805	7G0001	CPREAV	(113)	(28)
7T0003	Osher/OLLI Endowment	1,950,000	1,950,000	2,000,395	-	(96,843)	-	26,623	1,930,175	7G0017	CGOLAD	(100,020)	-
7T0004	OSHER Reentry Scholarship Endowment	1,000,000	1,000,000	1,410,681	-	(68,294)	-	18,775	1,361,162	7G0018	CADMOP	(70,534)	-
7T0005	President's Opportunity Scholarship	69,550	69,550	81,559	-	(3,019)	(755)	1,088	78,873	7G0021	CADMFA	(3,177)	(794)
7T0006	UNIQUE Endowment Alloc Plan-GSC	3,894,632	4,408,379	4,451,599	513,748	(158,239)	-	55,697	4,862,805	7G0014	CADMOP	(196,841)	-
7T0007	Shaheen N. Michaels Scholarship	41,848	41,848	46,216	-	(1,734)	(434)	616	44,664	7G0022	CADMFA	(1,799)	(450)
7T0008	McDonnell Family Scholarship	4,950	4,950	5,361	-	(201)	(50)	71	5,181	7G0023	CADMFA	(209)	(52)
7T0009	Merrill Student Completion Schol	24,500	24,500	25,607	-	(961)	(240)	341	24,747	7G0024	CADMFA	(997)	(249)
TOTAL GRANITE STATE COLLEGE		6,986,643	7,500,390	8,024,320	513,748	(329,400)	(1,506)	103,250	8,310,412			(373,690)	(1,573)
<u>TRUSTEES/CHANCELLOR'S OFFICE</u>													
9TG001	Dr. J. Duane Squires	11,504	11,504	28,239	-	(1,060)	-	380	27,559	9G0003	YCFT92	(1,110)	-
TOTAL TRUSTEES/CHANCELLOR'S OFFICE		11,504	11,504	28,239	-	(1,060)	-	380	27,559			(1,110)	-
TOTAL TRUE ENDOWMENTS-POOLED-RESTRICTED-CAMPUSES		115,682,950	122,591,717	156,698,772	6,908,766	(5,751,136)	(844,165)	2,023,401	159,035,638			(6,396,937)	(885,854)
TOTAL TRUE ENDOWMENTS-POOLED-CAMPUSES		119,332,868	126,241,735	164,572,590	6,908,866	(6,046,561)	(918,019)	2,128,356	166,645,232			(6,703,469)	(962,488)
TOTAL USNH POOLED ENDOWMENT FUNDS		410,657,368	417,644,522	541,632,552	6,987,154	(20,655,950)	(1,418,967)	7,142,531	533,687,320			(22,521,094)	(1,479,304)
<u>LIFE INCOME AND ANNUITY FUNDS-POOLED-CAMPUSES</u>													
<u>PLYMOUTH STATE UNIVERSITY</u>													
6M0001	Bertha H. Fauver Charitable Gift Annuity	4,624	4,624	5,954	-	-	(56)	73	5,971	6GCEM1	PGGNER	-	(60)
6M0002	Wm. & Christy Belvin Char. Gift Annuity	21,289	21,289	24,385	-	-	(229)	298	24,454	6GCEM2	PGGNER	-	(246)
TOTAL PLYMOUTH STATE UNIVERSITY		25,913	25,913	30,339	-	-	(285)	371	30,425			-	(306)
<u>KEENE STATE COLLEGE</u>													
5M0005	Kalich Charitable Gift Annuity	46,579	43,926	55,461	(2,653)	(2,182)	(545)	663	50,744	5GE298	KEDADV	(2,154)	(538)
TOTAL KEENE STATE COLLEGE		46,579	43,926	55,461	(2,653)	(2,182)	(545)	663	50,744			(2,154)	(538)
TOTAL LIFE INCOME AND ANNUITY FUNDS-POOLED-CAMPUSES		72,492	69,839	85,800	(2,653)	(2,182)	(830)	1,034	81,169			(2,154)	(844)
TOTAL USNH ENDOWMENT AND SIMILAR FUNDS-POOLED		410,729,860	417,714,361	541,718,352	6,984,501	(20,658,132)	(1,419,797)	7,143,565	533,768,489			(22,523,248)	(1,480,148)
<u>FUNDS HELD IN TRUST BY THE STATE OF NH-CAMPUSES</u>													
<u>UNIVERSITY OF NEW HAMPSHIRE</u>													

UNIVERSITY SYSTEM OF NEW HAMPSHIRE
 DETAIL STATEMENT OF CHANGES IN ENDOWMENT AND SIMILAR FUNDS
 WITH ADDITIONAL INFORMATION ON INTEREST DISTRIBUTION
 FOR THE YEAR ENDED JUNE 30, 2020

FUND	FUND NAME	BOOK VALUE		MARKET VALUE 6/30/2019	NET ADDITIONS PRIMARILY GIFTS	FY20 DISTRIBUTION		MARKET VALUE 6/30/2020	PAYOUT (for FY20)		FY21 DISTRIBUTION		
		6/30/2019	6/30/2020			PURPOSE	MGMT FEE		FUND	ORG	PURPOSE	MGMT FEE	
1TU006	Benjamin Thompson Trust	978,980	978,980	2,387,022	-	(31,887)	-	(78,364)	2,276,771	1DG430	UGAADM		
	TOTAL UNIVERSITY OF NEW HAMPSHIRE	978,980	978,980	2,387,022	-	(31,887)	-	(78,364)	2,276,771			-	-
TOTAL FUNDS HELD IN TRUST BY THE STATE OF NH-CAMPUSES		978,980	978,980	2,387,022	-	(31,887)	-	(78,364)	2,276,771	-	-	-	-
FUNDS ADMINISTERED BY OTHERS-CAMPUSES													
UNIVERSITY OF NEW HAMPSHIRE													
1TG008	John S. & Sara Elliott Fund	3,962,720	3,962,720	13,431,668	-	(616,146)	-	84,411	12,899,933	1DG420	UGPRES		
1TD020	Velma W. Scruton Fund	94,349	94,349	295,254	-	(12,564)	-	7,913	290,603	1GD012	UDCHEM		
1TX001	Marine Doцент Endowment Fund	137,847	138,372	151,482	525	(5,728)	(1,432)	12,836	157,683	1GX003	URRMAP	(5,938)	(1,484)
	TOTAL UNIVERSITY OF NEW HAMPSHIRE	4,194,916	4,195,441	13,878,404	525	(634,438)	(1,432)	105,160	13,348,219			(5,938)	(1,484)
TOTAL FUNDS ADMINISTERED BY OTHERS		5,173,896	5,174,421	16,265,426	525	(666,325)	(1,432)	26,796	15,624,990			(5,938)	(1,484)
TOTAL USNH ENDOWMENT AND SIMILAR FUNDS		415,903,756	422,888,782	557,983,778	6,985,026	(21,324,457)	(1,421,229)	7,170,361	549,393,479			(22,529,186)	(1,481,632)

UNIVERSITY OF NEW HAMPSHIRE FOUNDATION, INC.
DETAILED STATEMENT OF CHANGES IN ENDOWMENT AND SIMILAR FUNDS
WITH ADDITIONAL INFORMATION ON DISTRIBUTIONS
FOR THE YEAR ENDED JUNE 30, 2020

FUND	FUND NAME	MARKET VALUE 6/30/2019	NET		FY20		MARKET VALUE 6/30/2020	BOOK VALUE 6/30/2020	FY20 PAYOUT		FY21 DISTRIBUTION	
			ADDITIONS GIFTS & TRANSFERS	FY20 DISTRIBUTION PURPOSE	MGMT FEE	MARKET APPRECIATION			FUND	ORG	PURPOSE	MGMT FEE
FUNDS FUNCTIONING AS ENDOWMENT (POOLED-UNRESTRICTED)												
4QA005	Aulbani J. Beauregard Memorial Fund	\$ -	50,000			(679)	49,321	50,000				
4QA006*	Centennial Fund	-	22,611	(933)	(220)	160	21,618	5,135	1DA193	UAPROV	(954)	(225)
4QG006	UNH Foundation Unrestricted Quasi	506,161		(20,885)	(4,914)	3,584	483,946	453,945	1DG438	UGPRES	(21,367)	(5,027)
4QG007	John H. Parsons Fund	127,347		(5,255)	(1,236)	902	121,758	78,767	1DGQ07	UGPRES	(5,376)	(1,265)
4QG012	Genevieve Clark-Internat'l Studies	631,113		(26,041)	(6,127)	4,469	603,414	585,631	1DU322	UUFAID	(26,641)	(6,269)
4QU002	Unr Bequest-Class of 1944 Scholarsh	42,999		(1,774)	(417)	305	41,112	40,000	1DU231	UUFAID	(1,815)	(427)
TOTAL FUNDS FUNCTIONING AS ENDOWMENTS (POOLED-UNRESTRICTED)		1,307,620	72,611	(54,887)	(12,915)	8,741	1,321,169	1,213,478			(56,153)	(13,213)
FUNDS FUNCTIONING AS ENDOWMENTS (POOLED-RESTRICTED)												
4QA001	UNH Parents Assoc Quasi Endow	90,381		(3,729)	(877)	640	86,414	50,005	1GA023	UCCELB	(3,815)	(898)
4QA002	UNH Parents Assn UROP	73,932		(3,051)	(718)	524	70,688	41,527	1GA045	UAUROP	(3,121)	(734)
4QA004	Hamel Scholars & Scholarships Prgrm	22,873,076	100,000	(896,185)	(210,871)	157,309	21,965,062	22,514,292	1GA148	UAPROV	(921,286)	(216,774)
				(47,168)	(11,098)				1GA404	UAPROV	(48,489)	(11,409)
4QC001	The William L. Dunfey Endow	612,669		(25,280)	(5,948)	4,339	585,780	411,232	1GC138	UCHIST	(25,863)	(6,085)
4QC002	John Hatch Fellowship Fund	21,970		(906)	(213)	156	21,005	19,725	1GC146	UCDEAN	(927)	(218)
4QC003	Jeanne Brandon Fund for Music	171,285		(7,067)	(1,663)	1,213	163,767	141,487	1GC174	UCMUSI	(7,230)	(1,701)
4QE002	Paul Fund for Innovation	6,042,938		(500,000)	-	41,362	5,584,300	5,730,247	1GE099	UEDEAN	(500,000)	-
4QF001	Fortis Up Syndrome Leadership	369,613	15,003	(48,000)	(3,538)	1,761	334,839	370,038	1GF125	UFIOD0	(48,000)	(3,329)
4QG001*	Centennial Fund	22,611	(22,611)	-	-	-	-	-			-	-
4QG002	J. S. Elliott Alumni Center	176,122		(7,267)	(1,710)	1,247	168,392	108,330	1GG028	UGAADM	(7,435)	(1,749)
4QG003	Helen Thompson Heath Endowment	88,080		(3,634)	(855)	624	84,215	55,002	1GG039	UGAADM	(3,718)	(875)
4QG004	Parent Assn Student Enrichment	1,373,028		(56,653)	(13,330)	9,723	1,312,768	1,037,109	1GA279	UAVPAR	(57,960)	(13,638)
4QG005	Honors Program	124,244		(5,127)	(1,206)	880	118,791	77,007	1GA028	UAHONP	(5,245)	(1,234)
4QG013	UNH Alumni Association Programs	-	111,010	-	-	(5,190)	105,820	111,010			(4,672)	(1,099)
4QH500	UNHL Operations Quasi Endow Fund	10,166,669		(419,493)	(98,706)	71,997	9,720,467	9,984,795	1GH500	UHF530	(429,166)	(100,981)
4QH511	Rudman Center Quasi Endowment Fund	630,985		(26,035)	(6,126)	4,468	603,292	810,456	1GH511	UHD211	(26,636)	(6,267)
4QS001	Friends of UNH Hockey Endowmnt	256,918		(10,601)	(2,494)	1,819	245,643	224,899	1GS086	USMHCY	(10,845)	(2,552)
4QU001	Muriel Weissman Scholarship Quasi	605,761		(24,995)	(5,881)	4,290	579,175	484,146	1GU324	UUFAID	(25,571)	(6,017)
4QU003	Edward J. Flynn Scholarship Fund	86,952		(3,588)	(844)	616	83,136	75,184	1GU355	UUFAID	(3,671)	(864)
4QU004	Henry & Estelle Hunt Scholarship	56,918		(2,349)	(553)	403	54,420	53,683	1GU403	UUFAID	(2,403)	(565)
4QU005	UNH Women's Scholarships	-	3,926,243	-	-	(53,352)	3,872,892	3,926,243			-	-
4QZ001	Milton Bloomfield Fund	55,272		(2,281)	(537)	391	52,846	50,000	1GZ005	UZCC00	(2,333)	(549)
4QZ002	Rutman Shoals Marine Lab Scholars	155,039		(55,000)	(1,505)	735	99,269	375,000	1GZ163	UZMSSH	(55,000)	(1,031)
TOTAL FUNDS FUNCTIONING AS ENDOWMENTS (POOLED-RESTRICTED)		44,054,464	4,129,646	(2,148,408)	(368,676)	245,956	45,912,981	46,651,417			(2,193,385)	(378,571)
TOTAL FUNDS FUNCTIONING AS ENDOWMENTS (POOLED)		45,362,084	4,202,256	(2,203,296)	(381,591)	254,697	47,234,150	47,864,896			(2,249,539)	(391,783)
TRUE ENDOWMENTS (POOLED-UNRESTRICTED)												
4TG008	Charles and Nancy Clough Fund	40,568		(1,674)	(394)	287	38,787	28,930	4DG170	FGFUNH	(1,713)	(403)
4TG017	Foundation Endowment Fund	166,990		(6,890)	(1,621)	1,183	159,661	119,653	4DG170	FGFUNH	(7,049)	(1,659)
4TG018	Herman & Lily Kurtz Endowed	174,252		(7,190)	(1,692)	1,234	166,604	104,878	4DG170	FGFUNH	(7,356)	(1,731)
4TG019	Robert Warren Perkins Fund	272,250		(11,233)	(2,643)	1,928	260,301	190,596	1DG438	UGPRES	(11,493)	(2,704)
4TG021	Edward & Diane Federman End Fund	1,197,563		(49,413)	(11,627)	8,481	1,145,004	1,024,290	1DG437	UGPRES	(50,553)	(11,895)

UNIVERSITY OF NEW HAMPSHIRE FOUNDATION, INC.
DETAILED STATEMENT OF CHANGES IN ENDOWMENT AND SIMILAR FUNDS
WITH ADDITIONAL INFORMATION ON DISTRIBUTIONS
FOR THE YEAR ENDED JUNE 30, 2020

FUND	FUND NAME	MARKET VALUE 6/30/2019	NET		FY20		MARKET VALUE 6/30/2020	BOOK VALUE 6/30/2020	FY20 PAYOUT		FY21 DISTRIBUTION	
			ADDITIONS GIFTS & TRANSFERS	FY20 DISTRIBUTION PURPOSE	MGMT FEE	MARKET APPRECIATION			FUND	ORG	PURPOSE	MGMT FEE
4TG022	Jean A. Woodworth Fund	332,688		(13,727)	(3,230)	2,356	318,087	271,564	1DG438	UGPRES	(14,044)	(3,304)
4TG025	Yakovakis Family Fund	74,199	7,442	(3,062)	(720)	202	78,060	69,442	1DG440	UGPRES	(3,446)	(811)
TOTAL TRUE ENDOWMENTS (POOLED-UNRESTRICTED)		2,258,510	7,442	(93,190)	(21,927)	15,670	2,166,505	1,809,353			(95,653)	(22,507)
TRUE ENDOWMENTS (POOLED-RESTRICTED)												
4TA001	Baker Fund for Graduate Fellowships	112,933	1,000	(4,660)	(1,096)	811	108,988	75,104	1GU016	UUFAID	(4,767)	(1,122)
4TA002	Brownell Family Scholarship	263,851		(10,887)	(2,562)	1,869	252,271	218,305	1GU255	UUFAID	(11,138)	(2,621)
4TA003	George Bergeron Scholarship	504,378	101,000	(10,128)	(2,383)	4,720	597,587	555,209	1GU253	UUFAID	(21,920)	(5,158)
4TA004	Class of 1948 50th Endowment	193,757	162	(7,995)	(1,881)	1,389	185,432	159,071	1GU249	UUFAID	(8,179)	(1,925)
4TA005	Class of 1960 Scholarship Fund	161,202	2,324	(6,637)	(1,562)	1,084	156,412	130,813	1GU261	UUFAID	(6,872)	(1,617)
4TA006	Paul Caswell & Family Fund	308,391		(12,725)	(2,994)	2,184	294,856	213,450	1GU254	UUFAID	(13,018)	(3,063)
4TA007	Class of 1950 Endowed Scholars	518,870	8,835	(21,409)	(5,038)	3,082	504,340	417,572	1GU244	UUFAID	(21,903)	(5,154)
4TA008	Class of 1957 Cie Endowment	58,843		(2,428)	(571)	417	56,260	46,697	1GA046	UACIEP	(2,484)	(584)
4TA009	Burns, Kathy H Scholarship Fnd	781,500		(32,246)	(7,587)	5,534	747,201	716,165	1GU250	UUFAID	(32,989)	(7,762)
4TA010	University Community Scholars	136,149	260	(5,608)	(1,320)	959	130,440	108,866	1GU245	UUFAID	(5,753)	(1,354)
4TA011	Class of 49 Reunion Endowment	255,722		(10,552)	(2,483)	1,811	244,499	196,269	1GA049	UAPROV	(10,795)	(2,540)
4TA012	Gerald & Jane Ellsworth Fund	177,226		(7,313)	(1,721)	1,255	169,447	141,125	1GA050	UACIEP	(7,481)	(1,760)
4TA013	Kyle Frey Endowed Scholarship	122,603		(5,059)	(1,190)	868	117,222	101,032	1GU273	UUFAID	(5,175)	(1,218)
4TA014	Norman Gagnon Scholarship Fund	62,685		(2,586)	(609)	444	59,934	52,446	1GU260	UUFAID	(2,646)	(623)
4TA015	Husch International Scholarshp	145,324	2,500	(5,996)	(1,411)	912	141,329	129,187	1GA061	UAUROP	(6,240)	(1,468)
4TA016	Honors Program	603,250		(24,891)	(5,857)	4,272	576,774	377,470	1GA028	UAHONP	(25,465)	(5,992)
4TA017	Chair in Humanities	1,795,138		(74,070)	(17,429)	12,713	1,716,352	1,002,134	1GC221	UCHCTR	(75,778)	(17,830)
4TA018	Austin/Winona Hubbard Scholar	4,168,682		(172,007)	(40,473)	29,521	3,985,724	3,004,509	1GU242	UUFAID	(175,973)	(41,406)
4TA019	Hutchins Family Fund Endowment	45,137		(1,862)	(438)	320	43,156	34,108	1GU246	UUFAID	(1,905)	(448)
4TA020	Beverly Hoover Schlrship Fund	124,748		(5,147)	(1,211)	883	119,273	100,000	1GU259	UUFAID	(5,266)	(1,239)
4TA021	Elizabeth Lunt Knowles Fund	219,747		(9,067)	(2,133)	1,556	210,102	170,052	1GA042	UAUROP	(9,276)	(2,183)
4TA022	Marvin A Levins 54 Schlrshp	102,283	500	(4,199)	(988)	730	98,326	62,937	1GU248	UUFAID	(4,319)	(1,016)
4TA023	Ingeborg Lock Endowed Scholars	52,585	100,000	(2,170)	(511)	(4,303)	145,602	142,200	1GU247	UUFAID	(6,428)	(1,513)
4TA024	Robert & Bertha Laplante Schol	44,820		(1,849)	(435)	317	42,853	35,000	1GU258	UUFAID	(1,892)	(445)
4TA025	Edmund G. Miller Endowed Fund	54,342		(2,242)	(528)	385	51,957	29,747	1GC145	UCDEAN	(2,294)	(540)
4TA026	Ruth Taber Morrell Scholarship	371,409		(15,325)	(3,606)	2,630	355,108	203,622	1GU217	UUFAID	(15,678)	(3,689)
4TA027	Edmund Miller Scholarship Fund	134,322		(5,542)	(1,304)	951	128,427	108,389	1GU272	UUFAID	(5,670)	(1,334)
4TA028	Samuels Fund for Diversity	36,624		(1,511)	(356)	259	35,017	25,500	1GW047	UWMULT	(1,546)	(364)
4TA029	Next Horizon Scholarship Fund	155,915	2,500	(6,433)	(1,514)	987	151,455	125,294	1GU256	UUFAID	(6,687)	(1,573)
4TA030	Next Horizon Faculty Support	64,975		(2,681)	(631)	460	62,123	52,911	1GA051	UAPROV	(2,743)	(645)
4TA031	Next Horizon Learning Tools	55,607		(2,294)	(540)	394	53,166	44,316	1GA052	UAPROV	(2,347)	(552)
4TA032	Next Horizon Academic Programs	71,334		(2,943)	(693)	505	68,203	55,710	1GA053	UAPROV	(3,011)	(709)
4TA033	Dorothy P Oneil Endowed Fund	45,864		(1,892)	(445)	325	43,851	39,048	1GA044	UAUROP	(1,936)	(456)
4TA034	Peterson Carsey Endow Scholar	155,002		(6,396)	(1,505)	1,098	148,199	110,327	1GU240	UUFAID	(6,543)	(1,540)
4TA035	Ralph & Aline Parker Endowment	21,508		(887)	(209)	152	20,564	17,208	1GU252	UUFAID	(908)	(214)
4TA036	Rogers Family Undergr Resrch	297,999		(12,296)	(2,893)	2,110	284,920	222,000	1GA062	UAPROV	(12,579)	(2,960)
4TA037	1929 Lewis Stark Scholarship	26,449		(1,091)	(257)	187	25,288	21,025	1GU251	UUFAID	(1,117)	(263)
4TA038	The Temple Beth Israel Scholar	114,179		(3,141)	(739)	809	109,168	62,406	1GU216	UUFAID	(3,213)	(756)
				(1,570)	(370)				4GG047	FGFUNH	(1,607)	(378)
4TA039	Tyco Fellowship/Ocean Mapping	1,243,654		(51,315)	(12,074)	8,807	1,189,072	1,000,000	1GA054	UAPROV	(52,498)	(12,353)
4TA040	Tyco Scholars Fund	2,689,394		(110,969)	(26,111)	19,046	2,571,360	2,000,000	1GU262	UUFAID	(113,528)	(26,713)
4TA041	Ruth Woodruff Scholarship Fund	48,619		(2,006)	(472)	344	46,485	25,991	1GU241	UUFAID	(2,052)	(483)
4TA042	Donald James Wilcox Fund	48,170		(1,988)	(468)	341	46,056	32,377	1GA043	UAUROP	(2,033)	(478)
4TA043	Yale-Maria Endowed Fund	40,388		(1,666)	(392)	286	38,615	25,002	1GA041	UACIEP	(1,705)	(401)

UNIVERSITY OF NEW HAMPSHIRE FOUNDATION, INC.
DETAILED STATEMENT OF CHANGES IN ENDOWMENT AND SIMILAR FUNDS
WITH ADDITIONAL INFORMATION ON DISTRIBUTIONS
FOR THE YEAR ENDED JUNE 30, 2020

FUND	FUND NAME	MARKET VALUE 6/30/2019	NET		FY20 MARKET APPRECIATION	MARKET VALUE 6/30/2020	BOOK VALUE 6/30/2020	FY20 PAYOUT		FY21 DISTRIBUTION		
			ADDITIONS GIFTS & TRANSFERS	FY20 DISTRIBUTION PURPOSE				MGMT FEE	FUND	ORG	PURPOSE	MGMT FEE
4TA044	Endow for Internatl Studies	118,022		(4,870)	(1,146)	836	112,842	92,673	1GA067	UAIROP	(4,982)	(1,172)
4TA045	Beaupre Entrepreneurial Schol	190,784		(7,872)	(1,852)	1,351	182,411	148,723	1GA089	UAABSC	(8,054)	(1,895)
4TA046	Michael Berry Scholarship Fund	94,694		(3,907)	(919)	671	90,538	70,905	1GU266	UUFAID	(3,997)	(941)
4TA047	Glenice Dearborn Scholarship F	906,161		(37,390)	(8,798)	6,417	866,391	690,712	1GD234	UDDEAN	(38,252)	(9,000)
4TA048	Gullotti Mba Scholarship Fund	70,715	8,000	(2,918)	(687)	237	75,347	63,735	1GU268	UUFAID	(3,327)	(783)
4TA049	Karen Harrower Undergrad Rsrch	54,276		(2,140)	(503)	385	52,018	45,428	1GD232	UDESCI	(2,297)	(540)
4TA051	Robert & Linda Spear Schlrship	109,187		(4,505)	(1,060)	773	104,395	92,935	1GU265	UUFAID	(4,609)	(1,085)
4TA052	William Sanderson Jr Scholrshp	33,328		(1,375)	(324)	236	31,865	26,645	1GU298	UUFAID	(1,407)	(331)
4TA053	Tracy Family Scholarship Fund	34,684		(1,431)	(337)	246	33,162	26,452	1GU269	UUFAID	(1,464)	(345)
4TA054	Joseph Zock Liberal Arts Schol	109,698		(4,526)	(1,065)	777	104,883	85,298	1GU267	UUFAID	(4,631)	(1,090)
4TA055	David Long Memorial Scholarshp	125,402	3,000	(5,174)	(1,218)	758	122,768	106,100	1GA070	UUFAID	(5,420)	(1,275)
4TA056	1952 Internat'l Research Fund	211,237	2,100	(8,716)	(2,051)	1,405	203,976	160,709	1GA069	UAPROV	(9,006)	(2,119)
4TA057	Galanes Endowed Scholarship	97,067		(4,005)	(942)	687	92,807	81,250	1GD164	UDCHEM	(4,097)	(964)
4TA060	Nassikas Schol. in Mem. of Christn	136,520		(5,591)	(1,315)	967	130,581	101,000	1GU277	UUFAID	(5,765)	(1,357)
4TA061	Terragni Family Scholarship Fund	63,245	2,500	(2,610)	(614)	327	62,849	56,526	1GU299	UUFAID	(2,775)	(653)
4TA062	Carsey Instit/Families&Communities	8,341,290		(344,175)	(80,984)	59,071	7,975,201	6,746,974	1GA198	UACARS	(352,111)	(82,850)
4TA063	Rand Undergraduate Research Fund	56,217	20	(2,320)	(546)	397	53,769	46,157	1GA081	UAUROP	(2,374)	(559)
4TA064	David and Marion Ellis Fund	32,034	200	(1,322)	(311)	218	30,819	26,951	1GD242	UDCHEM	(1,361)	(320)
4TA065	Robert G. LeBlanc Memorial Fund	49,359		(2,037)	(479)	350	47,193	37,562	1GA079	UACIEP	(2,084)	(490)
4TA066	Leitzel Center for Math, Sci & Eng.	2,643,889	2,449	(109,040)	(25,657)	18,696	2,530,337	2,021,595	1GA080	UALCTR	(111,617)	(26,263)
4TA067	Hanson Endowed Scholarship Fund	2,389,459		(98,593)	(23,199)	16,921	2,284,589	2,000,000	1GU286	UUFAID	(100,866)	(23,733)
4TA069	Heath 'Grumbenot' Scholarship Fund	37,382		(1,542)	(363)	265	35,742	26,894	1GU290	UUFAID	(1,578)	(371)
4TA070	Hills Memorial Science Scholarship	541,933		(22,361)	(5,262)	3,838	518,148	382,865	1GA084	UUFAID	(22,877)	(5,383)
4TA071	Jackson Endowed Scholarship Fund	228,506		(9,429)	(2,219)	1,618	218,477	183,242	1GA091	UACIEP	(9,646)	(2,270)
4TA072	Beyersdorf Fund for Internat'l Rsrc	99,123	2,500	(4,090)	(962)	582	97,152	90,703	1GA096	UAIROP	(4,289)	(1,009)
4TA073	'85&'86 Leadership Scholarship End	78,871	27,679	(2,645)	(622)	(447)	102,836	102,686	1GA097	UAPROV	(4,236)	(997)
4TA074	Ann W Hart Schol-Internat'l Study	38,640		(1,594)	(375)	274	36,944	34,775	1GA140	UACIEP	(1,631)	(384)
4TA075	Danielle M Thompson Memorial Fund	28,877	3,952	(1,192)	(280)	352	31,709	31,392	1GA147	UACIEP	(1,219)	(287)
4TA076	Atkinson-Woodbury Family Scholarshi	63,216		(2,566)	(604)	448	60,494	59,200	1GA142	UAPROV	(2,671)	(628)
4TA077	Shulman Prof - European & Holocaust	116,279		(4,798)	(1,129)	823	111,176	109,750	1GA143	UAPROV	(4,908)	(1,155)
4TA078	Class of 1959 Fund for Excellence	291,685		(11,998)	(2,823)	2,066	278,930	265,637	1GA037	UAUROP	(12,315)	(2,898)
4TA079	Holly Peterson Breedon '73 Scholars	32,518		(1,342)	(316)	230	31,091	25,000	1GA146	UAHONP	(1,373)	(323)
4TA082	Fund for African Development	32,468		(1,340)	(315)	230	31,043	25,100	1GA149	UAUROP	(1,371)	(322)
4TA083	Gerald & Dorothy Smith ROTC Schol	62,510	231	(2,451)	(577)	433	60,146	55,341	1GA150	UAARTC	(2,653)	(624)
4TA084	Patricia M Flowers '45 Scholarship	446,674		(9,215)	(2,168)	3,163	427,070	402,229	1GU344	UUFAID	(9,428)	(2,218)
				(9,215)	(2,168)				1GA158	UAUROP	(9,428)	(2,218)
4TA085	Fish '58 Student Opportunities Scho	59,793		(2,467)	(581)	423	57,169	50,000	1GA163	UWADMI	(2,524)	(594)
4TA086	Cole Neurosci -Behavior Fac. Resrch	346,887	60,250	(14,313)	(3,368)	1,324	390,780	370,288	1GA162	UAPROV	(15,904)	(3,742)
4TA087	Class of 1962 Student Enrichment	128,409	1,775	(2,637)	(620)	845	124,515	110,155	1GU394	UUFAID	(2,738)	(644)
				(2,637)	(620)				1GA174	UAUROP	(2,738)	(644)
4TA088	The Thomas W. Haas Professorship	1,247,818		(49,081)	(11,549)	65,704	1,252,891	1,000,000	1GA172	UADSUS	(50,961)	(11,991)
4TA089	Bill & Becky McGee Scholarship	266,344		(10,990)	(2,586)	1,886	254,655	233,022	1GA169	UAHONP	(11,243)	(2,645)
4TA090	Kevin Knarr '91 Scholarship Fund	50,773		(2,095)	(493)	360	48,545	50,000	1GA176	UWADMI	(2,143)	(504)
4TA091	George Walker Jaffurs Scholarship	74,382		(2,659)	(626)	531	71,628	70,125	1GA177	UWADMI	(3,162)	(744)
4TA092	The Laurhammer Family Scholarship	568,365		(13,975)	(3,288)	4,112	555,214	550,000	1GA186	UWADMI	(24,513)	(5,768)
4TA093	Carsey School for Public Policy	2,803,723	749,615	(113,148)	(26,624)	(15,182)	3,398,385	3,452,447	1GA181	UACARS	(150,058)	(35,308)
4TA095	Dane Writing Across the Curriculum	85,102	22,500	(2,764)	(650)	6,528	110,717	100,000	1GA400	UAPROV	(3,507)	(825)
4TA096	Brig Gen Bouchard '77 Scholarship	104,876		(3,858)	(908)	747	100,857	100,000	1GA191	UAARMR	(4,453)	(1,048)
4TA097	The Mel Rines '47 Fellowship Fund	103,949		(4,289)	(1,009)	736	99,387	74,957	1GA256	UACARS	(4,388)	(1,032)
4TA099	Class of 1966 Scholarship Fund	64,914	8,197	(2,678)	(630)	1,271	71,074	64,664	1GA273	UAHONP	(2,749)	(647)
4TA100	Wiatrowski-Madsen-Internat'l Serv.	31,876	14,811	(1,315)	(309)	(465)	44,597	44,811	1GA270	UAPROV	(1,972)	(464)

UNIVERSITY OF NEW HAMPSHIRE FOUNDATION, INC.
DETAILED STATEMENT OF CHANGES IN ENDOWMENT AND SIMILAR FUNDS
WITH ADDITIONAL INFORMATION ON DISTRIBUTIONS
FOR THE YEAR ENDED JUNE 30, 2020

FUND	FUND NAME	MARKET VALUE 6/30/2019	NET		FY20		MARKET VALUE 6/30/2020	BOOK VALUE 6/30/2020	FY20 PAYOUT		FY21 DISTRIBUTION	
			ADDITIONS GIFTS & TRANSFERS	FY20 DISTRIBUTION PURPOSE	MGMT FEE	MARKET APPRECIATION			FUND	ORG	PURPOSE	MGMT FEE
4TA101	Class of 1967 Internship Fund	69,346	1,700	(2,781)	(654)	449	68,061	66,366	1GA281	UACRPS	(2,961)	(697)
4TA102	Norblom Family Fund	98,667		(4,071)	(958)	699	94,336	100,000	1GA282	UACARS	(4,165)	(980)
4TA103	Maj. Murray Smith '55 USAF Schlrsrp	20,395	9,888	(842)	(198)	(318)	28,925	30,000	1GA284	UAAIRR	(1,277)	(300)
4TA104	Victor Benassi Fund	20,682	10,000	(853)	(201)	(184)	29,444	30,000	1GA287	UATEEX	(1,300)	(306)
4TA105	Balomenos Fund-Undergrad. Research	39,577	15,000	(1,633)	(384)	838	53,398	53,500	1GA289	UAUROP	(1,671)	(393)
4TB001	Clark-Donnelley Endowment Fund	48,832		(2,015)	(474)	346	46,689	26,802	1GB081	UBTSAS	(2,061)	(485)
4TB002	Callahan Family Scholarship	98,028		(4,045)	(952)	694	93,726	66,860	1GB114	UBDEAN	(4,138)	(974)
4TB003	Foster Class '44 Scholarship	140,840	1,425	(1,540)	(362)	1,012	141,374	126,961	1GB116	UBDEAN	(6,230)	(1,466)
4TB004	Frizzell Scholarship, Tj & Mm	129,432		(5,341)	(1,257)	917	123,752	85,995	1GB073	UBDEAN	(5,464)	(1,286)
4TB005	Grange-Webster Scholarship	108,788		(4,489)	(1,056)	770	104,013	83,332	1GB120	UBDEAN	(4,592)	(1,081)
4TB006	J. Raymond Hepler Endowed Fund	230,816	2,500	(9,524)	(2,241)	1,518	223,068	182,626	1GB113	UBDEAN	(9,849)	(2,317)
4TB007	Sustainable Living Fund	14,838,764		(582,720)	(137,118)	781,401	14,900,327	10,199,900	1GASUS	UADSUS	(606,071)	(142,604)
4TB008	Hubbard Bros Chair in Biology	5,839,597		(240,951)	(56,696)	41,354	5,583,305	3,917,087	1GB069	UBDEAN	(246,507)	(58,002)
4TB009	Oliver Hubbard Biology Endow	3,078,803		(127,036)	(29,892)	21,803	2,943,679	2,480,630	1GB122	UBDEAN	(129,966)	(30,580)
4TB010	Edward F. Landry Memorial	16,847		(695)	(164)	119	16,107	10,001	1GB112	UBMCBS	(711)	(167)
4TB011	Herbert C. "dinty" Moore Fund	30,494		(1,258)	(296)	216	29,156	16,494	1GB048	UBDEAN	(1,287)	(303)
4TB012	Avery & Erma Rich Memorial Scholshp	52,664		(2,132)	(502)	373	50,403	41,372	1GB118	UBBIOL	(2,225)	(524)
4TB013	Lou & Lutza Smith Endowed Fund	566,678		(23,382)	(5,502)	4,013	541,807	402,044	1GB119	UBBIOL	(23,921)	(5,629)
4TB014	Herbert Soule Scholarship Fund	25,507		(1,052)	(248)	181	24,388	21,000	1GB123	UBMCBS	(1,077)	(253)
4TB015	Jack and Pat Weeks Fund	343,093		(14,157)	(3,331)	2,430	328,035	218,782	1GB070	UBDEAN	(14,483)	(3,408)
4TB017	Zsigray Academic Enrichment	154,593	5,450	(6,379)	(1,501)	1,149	153,312	126,586	1GB158	UBMCBS	(6,530)	(1,536)
4TB018	Keener Family Scholarship	35,269		(1,455)	(342)	250	33,721	26,500	1GB096	UBDEAN	(1,489)	(350)
4TB019	Fair Winds Farm Equine Schol	50,940		(2,102)	(495)	361	48,704	38,000	1GB149	UBDEAN	(2,150)	(506)
4TB020	Paine Fund for Freshwater Research	132,360		(5,461)	(1,285)	937	126,551	99,143	1GB151	UBDEAN	(5,587)	(1,315)
4TB021	College Woods Scholarship Fund	54,504		(2,249)	(529)	386	52,112	43,200	1GB157	UBDEAN	(2,301)	(541)
4TB022	Marietta & Jane Carr Endowed Fund	154,578		(6,378)	(1,501)	1,095	147,794	116,364	1GB164	UBDEAN	(6,525)	(1,535)
4TB023	Edith & Allen Neff Forestry Schlrs	36,065		(1,488)	(350)	255	34,482	30,581	1GB187	UBDEAN	(1,522)	(358)
4TB024	Dickie Family Endowed Scholarship	782,703	25,000	(31,189)	(7,339)	4,384	773,560	698,000	1GB121	UBDEAN	(34,153)	(8,036)
4TB025	Thompson Forestry Scholarship	34,779		(1,391)	(327)	247	33,308	30,246	1GB209	UBNREN	(1,471)	(346)
4TB026	Carberry '82 fund for Biological Sc	82,299		(3,396)	(799)	583	78,687	70,385	1GB201	UBDEAN	(3,474)	(817)
4TB027	George Frick Fellow for Resource Ec	63,197		(2,608)	(614)	448	60,423	58,040	1GB192	UBNREN	(2,668)	(628)
4TB028	Charles E. Warren Memorial Fund	32,252		(1,331)	(313)	228	30,836	26,994	1GB195	UBDEAN	(1,361)	(320)
4TB029	Perkins '26 Memorial Livestock Educ	37,001		(1,527)	(359)	262	35,377	25,778	1GB215	UBANFS	(1,562)	(368)
4TB030	Huntington Family Scholarship Fund	301,899	5,500	(11,990)	(2,821)	2,001	294,589	272,643	1GB208	UBDEAN	(12,917)	(3,039)
4TB031	Lawrence K Smith Natural Res Schol	30,209		(1,246)	(293)	214	28,883	22,200	1GB212	UBNREN	(1,275)	(300)
4TB032	Gladys Brooks Scholarship Fund	274,549		(11,328)	(2,666)	1,944	262,500	250,000	1GB224	UBTSAS	(11,590)	(2,727)
4TB033	Shirley & Bob Lake Endowed Schol.	60,868		(2,511)	(591)	431	58,196	50,000	1GB226	UBTSAS	(2,569)	(605)
4TB034	Charles F. Marble Scholarship Fund	1,271,511		(52,465)	(12,345)	9,004	1,215,706	1,105,929	1GB231	UBDEAN	(53,674)	(12,629)
4TB035	The Bean Endowed Fund	53,779		(2,219)	(522)	381	51,419	50,000	1GU416	UUF AID	(2,270)	(534)
4TB036	Anna Catherine Clark Schol - TSAS	25,845		(1,066)	(251)	183	24,710	25,000	1GB237	UBTSAS	(1,091)	(257)
4TB037	Fred Schmidt '52 Scholarship Fund	96,905		(3,998)	(941)	686	92,652	90,000	1GB238	UBDEAN	(4,091)	(963)
4TB039	Nobel K. Peterson Scholarship Fund	271,826		(2)	(0)	2,028	273,852	263,708	Reinvested		(12,091)	(2,845)
4TB040	St. Martin '82 Career Exploration	546,407		(22,546)	(5,305)	3,869	522,426	514,264	1GB241	UBDEAN	(23,066)	(5,427)
4TB041	NE Farm & Garden Scholarship	116,510		(4,807)	(1,131)	825	111,397	100,000	1GB047	UBDEAN	(4,918)	(1,157)
4TB042	John E Bachelder Family Scholarship	331,491		(13,678)	(3,218)	2,348	316,942	286,431	1GB089	UBTSAS	(13,993)	(3,293)
4TB043	Stewart Family Scholarship - COLSA	30,717	20,374	(1,267)	(298)	(735)	48,791	50,585	1GU441	UUF AID	(2,154)	(507)
4TB045	Lewis Schol- Sustainability Studies	46,883	59,000	(1,890)	(445)	(3,739)	99,809	104,000	1GB243	UBDEAN	(1,982)	(466)
4TB047	Merrill 74 UNH Woodlands Stewardshp	52,571				392	52,963	51,123			(2,338)	(550)
4TB048	Andrea Bowen Fellowship in Forestry	-	500			28	528	500				
4TB148	Richard & Eliza Stark Scholarship	-	439,720			(30,346)	409,374	439,720				
4TC001	Edmund Miller Art Collection	364,964		(15,059)	(3,543)	2,585	348,947	286,603	1GC169	UCARGL	(15,406)	(3,625)

UNIVERSITY OF NEW HAMPSHIRE FOUNDATION, INC.
DETAILED STATEMENT OF CHANGES IN ENDOWMENT AND SIMILAR FUNDS
WITH ADDITIONAL INFORMATION ON DISTRIBUTIONS
FOR THE YEAR ENDED JUNE 30, 2020

FUND	FUND NAME	MARKET VALUE 6/30/2019	NET		MARKET MARKET APPRECIATION	MARKET VALUE 6/30/2020	BOOK VALUE 6/30/2020	FY20 PAYOUT		FY21 DISTRIBUTION		
			ADDITIONS GIFTS & TRANSFERS	FY20 DISTRIBUTION PURPOSE				MGMT FEE	FUND	ORG	PURPOSE	MGMT FEE
4TC002	COLSA New Idea Endowment	6,391		(264)	(62)	45	6,111	2,584	1GB058	UBDEAN	(270)	(63)
4TC003	Jessie Potter Beck Fund	82,680		(3,412)	(803)	586	79,051	70,832	1GC141	UCMUSI	(3,490)	(821)
4TC005	Class of 58 Endowed Music Fnd	93,490		(3,853)	(907)	662	89,392	80,163	1GC153	UCMUSI	(3,947)	(929)
4TC006	John C Rouman Classical Lectur	231,700	1,500	(9,560)	(2,250)	1,571	222,961	190,025	1GC151	UCDEAN	(9,844)	(2,316)
4TC007	Miriam Carlson Memorial Fund	12,289		(507)	(119)	87	11,749	10,000	1GC163	UCSOSC	(519)	(122)
4TC008	Dey Family Fund	175,560	5,050	(7,238)	(1,703)	906	172,576	137,197	1GA048	UAWCTR	(7,413)	(1,744)
4TC009	Zelma Dorson Endow Fund	729,723		(30,110)	(7,085)	5,168	697,697	432,739	1GC139	UCHCTR	(30,804)	(7,248)
4TC010	Tommy Gallant Scholarship Fund	130,462	2,055	(5,383)	(1,267)	838	126,706	106,351	1GC155	UCMUSI	(5,592)	(1,316)
4TC011	Ole E. Haaland Endowment Fund	19,552		(807)	(190)	138	18,694	11,106	1GC052	UCEDUC	(825)	(194)
4TC012	John T Holden Memorial Fund	105,561		(4,356)	(1,025)	748	100,928	90,672	1GC164	UCDEAN	(4,456)	(1,048)
4TC013	Coe-Hall Deans Scholarship	64,532		(2,663)	(627)	457	61,700	52,161	1GC160	UCDEAN	(2,724)	(641)
4TC014	Roland and Charlotte Kimball	57,363		(2,367)	(557)	406	54,846	41,111	1GC143	UCEDUC	(2,421)	(570)
4TC015	Leland Fund for Performing Art	75,752		(3,126)	(735)	536	72,427	58,945	1GC162	UCCELB	(3,198)	(752)
4TC016	Lubow Memorial Scholarship	13,770		(568)	(134)	98	13,166	11,271	1GC161	UCPHIL	(581)	(137)
4TC017	Edmund G. Miller Fund Dept Eng	241,201		(9,952)	(2,342)	1,708	230,615	172,485	1GC144	UCENGL	(10,182)	(2,396)
4TC018	Arthur J Mirable Scholarship	34,194		(1,411)	(332)	242	32,693	26,646	1GC152	UCMUSI	(1,443)	(340)
4TC019	Peterson Carsey Theater Endow	199,493		(8,231)	(1,937)	1,413	190,737	140,663	1GC142	UCTHDA	(8,421)	(1,981)
4TC020	Timothy Rogers Scholarship	101,798	5,200	(4,200)	(988)	497	102,307	95,750	1GC159	UCSPAN	(4,517)	(1,063)
4TC021	John Rouman Scholarship Fund	37,895	1,550	(1,564)	(368)	197	37,711	33,215	1GC156	UCCLAS	(1,664)	(392)
4TC022	Raitt-Wilson Music Scholarship	97,552	100	(4,025)	(947)	686	93,366	76,400	1GC154	UCMUSI	(4,122)	(970)
4TC023	Terry-Seiler-Verrette Fund	1,406,631	300,980	(58,010)	(13,650)	2,204	1,638,155	1,346,769	1GC158	UCMUSI	(72,309)	(17,014)
4TC024	Mary H Blum End Lecture Series	56,910		(2,348)	(553)	403	54,412	43,691	1GC171	UCPSYC	(2,402)	(565)
4TC025	Cleveland Howard Choral Music	27,183	550	(1,053)	(248)	177	26,609	23,570	1GC172	UCMUSI	(1,170)	(275)
4TC026	Killam Humanities Scholarship	67,944	1,500	(2,803)	(660)	432	66,412	57,603	1GC170	UCDINT	(2,932)	(690)
4TC027	Rines Art Exhibition Fund	64,785		(2,673)	(629)	459	61,942	50,000	1GC166	UCARGL	(2,735)	(643)
4TC028	Endowed Fund for Holocaust Educatio	232,481	12,708	(9,291)	(2,186)	1,380	235,091	205,483	1GC173	UCDEAN	(10,063)	(2,368)
4TC029	Endowed Fund for Holocaust	35,799	(750)	(1,445)	(340)	306	33,569	25,342	1GC177	UCDEAN	(1,513)	(356)
4TC030	Center for New England Culture Endo	49,186		(2,030)	(478)	348	47,028	37,655	1GC186	UCDEAN	(2,076)	(489)
4TC031	Michael Kelly Journalism Scholarshi	46,243	600	(1,887)	(444)	350	44,862	38,206	1GC178	UCENGL	(1,953)	(460)
4TC032	Gilbert B Davenport Theatre Schol	33,867	250	(1,397)	(329)	223	32,614	27,518	1GC191	UCTHDA	(1,430)	(336)
4TC033	Donald Murray Visiting Journalist P	86,632	100	(3,570)	(840)	609	82,931	68,772	1GC185	UCDEAN	(3,661)	(862)
4TC034	Sargent Endowed History Scholarship	92,769		(3,828)	(901)	657	88,697	75,899	1GC192	UCHIST	(3,916)	(921)
4TC035	Michael DePorte Eng Dept Book Fund	30,559		(1,261)	(297)	216	29,218	25,240	1GC180	UCENGL	(1,290)	(304)
4TC036	Michael DePorte Memorial Schol	31,192		(1,287)	(303)	221	29,823	23,153	1GC181	UCENGL	(1,317)	(310)
4TC037	Dawkins Prize in Creative Writing	41,188		(1,699)	(400)	292	39,380	33,522	1GC190	UCENGL	(1,739)	(409)
4TC038	Hoffenberg End. Fund - Liberal Arts	98,969	16,000	(4,084)	(961)	417	110,342	104,614	1GC198	UCDEAN	(4,537)	(1,068)
4TC039	Rebecca Jane Lang '04 Memorial Fund	41,976	350	(1,725)	(406)	320	40,515	37,660	1GC203	UCDEAN	(1,777)	(418)
4TC040	John C. Edwards Theatre Scholarship	72,309	100	(2,984)	(702)	508	69,231	65,119	1GC195	UCTHDA	(3,057)	(719)
4TC041	Patricia F. Woodbury Memorial Fund	30,408		(1,255)	(295)	215	29,073	25,974	1GC193	UCCLAS	(1,284)	(302)
4TC042	William & Laura Hooper Endowed Fund	76,309		(3,149)	(741)	540	72,960	66,387	1GC199	UCEDUC	(3,221)	(758)
4TC043	Steelman History Fellowship Fund	136,174		(5,242)	(1,233)	968	130,666	120,912	1GC202	UCHIST	(5,769)	(1,357)
4TC045	Natalie S Jacobson Journalism Schol	35,050	2,500	(1,446)	(340)	81	35,844	35,038	1GC211	UCENGL	(1,480)	(348)
4TC046	Dr Samuel Hughes '68 Scholarship	427,811		(17,652)	(4,154)	3,030	409,035	399,618	1GC212	UCDEAN	(18,059)	(4,249)
4TC047	Carney Resrch-Literacy & Childr Lit	88,236	1,000	(3,641)	(857)	592	85,331	83,000	1GC213	UCEDUC	(3,767)	(886)
4TC049	Frederick Hyde Hibberd '88 Scholrsh	136,264	424	(5,622)	(1,323)	970	130,713	100,654	1GC219	UCENGL	(5,752)	(1,353)
4TC050	Capt Benjamin Keating Memorial Fnd	42,157	200	(1,739)	(409)	290	40,498	33,415	1GC217	UCLLAC	(1,788)	(421)
4TC051	Music Initiatives Fund	34,340		(1,417)	(333)	243	32,833	25,165	1GC249	UCMUSI	(1,450)	(341)
4TC052	Daniel Hertz '50 Endowed Fund	76,157		(3,142)	(739)	539	72,814	65,000	1GC227	UCMUSI	(3,215)	(756)
4TC053	Mary Petrella '57 Schol-English Lit	61,618		(2,542)	(598)	436	58,914	50,000	1GC222	UCDEAN	(2,601)	(612)
4TC054	Ursula Daley '93 Women's Studies Sc	47,789		(1,972)	(464)	338	45,691	41,360	1GC224	UCWS00	(2,017)	(475)
4TC055	Don Murray Memorial Scholarship	44,814	159	(1,843)	(434)	313	43,009	38,581	1GC225	UCDEAN	(1,899)	(447)

UNIVERSITY OF NEW HAMPSHIRE FOUNDATION, INC.
DETAILED STATEMENT OF CHANGES IN ENDOWMENT AND SIMILAR FUNDS
WITH ADDITIONAL INFORMATION ON DISTRIBUTIONS
FOR THE YEAR ENDED JUNE 30, 2020

FUND	FUND NAME	MARKET VALUE 6/30/2019	NET		FY20		MARKET VALUE 6/30/2020	BOOK VALUE 6/30/2020	FY20 PAYOUT		FY21 DISTRIBUTION	
			ADDITIONS GIFTS & TRANSFERS	FY20 DISTRIBUTION PURPOSE	MGMT FEE	MARKET APPRECIATION			FUND	ORG	PURPOSE	MGMT FEE
4TC056	Richard & Miriam Cook Family Schol.	59,660	400	(2,462)	(579)	404	57,423	52,750	1GC257	UCDEAN	(2,535)	(597)
4TC059	Balderacchi Study of Art in Italy	112,116	5,000	(4,626)	(1,089)	560	111,962	105,000	1GC235	UCDEAN	(4,943)	(1,163)
4TC061	Peters Professorship in Education	810,359		(33,437)	(7,868)	5,739	774,794	750,000	1GC244	UCDEAN	(34,208)	(8,049)
4TC062	McLean Fund - Journalism Excellence	221,743		(9,149)	(2,153)	1,570	212,011	200,000	1GC241	UCDEAN	(9,360)	(2,202)
4TC064	RGSCP Fund	5,347,673		(225,628)	(53,090)	280,537	5,349,492	5,000,000	1GC243	UCCLHU	(225,628)	(51,197)
4TC069	Daniel Valenza Art Scholarship Fund	52,731		(2,176)	(512)	373	50,416	50,000	1GC251	UCARTS	(2,226)	(524)
4TC070	Koch Family Schol. - Humanities	128,293		(5,294)	(1,246)	909	122,662	121,311	1GC252	UCHUMA	(5,416)	(1,274)
4TC072	Davis '64 Fund for Science History	55,069		(2,272)	(535)	390	52,652	50,000	1GC264	UCDEAN	(2,325)	(547)
4TC073	Patricia G. Power MFA in Writing	151,926		(6,269)	(1,475)	1,076	145,258	152,000	1GC259	UCDEAN	(6,413)	(1,509)
4TC074	Nguyen '63 History Fellowship Fund	53,096	10,000	(2,191)	(515)	(92)	60,298	60,000	1GC262	UCDEAN	(2,662)	(626)
4TC075	Barbara Anne White Scholarship	59,711	5,000	(2,250)	(530)	260	62,191	61,630	1GC263	UCDEAN	(2,746)	(646)
4TC079	Chesley Family Fund	115,385		(4,761)	(1,120)	817	110,321	100,000	1GC272	UCHIST	(4,871)	(1,146)
4TC081	Arlene Kies Enrichment for Piano	91,224	1,350	(3,764)	(886)	585	88,510	86,477	1GC271	UCMUSI	(3,904)	(919)
4TC082	Jack and Louise Harris Fund	51,668		(1,283)	(302)	374	50,456	49,881	1GC273	UCHIST	(2,228)	(524)
4TC083	B. Thomas Trout Scholars	51,856		(2,140)	(503)	367	49,580	50,113	1GC250	UCDEAN	(2,189)	(515)
4TC085	Newkirk Family Fund	40,210	17,000	(762)	(179)	(364)	55,904	56,000	1GC277	UCENGL	(2,468)	(581)
4TC086	McCabe Family Scholarship	104,144	50,000	(4,297)	(1,011)	1,286	150,122	150,000	1GC282	UCDEAN	(4,396)	(1,034)
4TC087	Duane & Joan Whittier Music Fund	4,014,543		(16,560)	(3,897)	29,804	4,023,890	3,875,753	1GC283	UCDEAN	(177,658)	(41,802)
4TC089	Rutman Distinguished Lecture Series	457,947		(18,896)	(4,446)	3,243	437,848	503,697	1GC246	UCDEAN	(19,331)	(4,549)
4TC091	Perkins Family Memorial Scholarship	208,228		(8,592)	(2,022)	1,475	199,089	200,000	1GC284	UCDEAN	(8,790)	(2,068)
4TC092	Tappe Fund - Experiential Education	15,425	10,000			487	25,912	25,000			(686)	(161)
4TC093	Carl Dawson Graduate Essay Prize	-	20,000			(935)	19,065	20,000			(842)	(198)
4TD002	Clarence & Helen Grant Schol	158,447	2,100	(6,533)	(1,537)	1,083	153,559	137,170	1GD134	UDCHEM	(6,731)	(1,584)
4TD003	Robert E. Houston Jr. Fund	43,486		(897)	(211)	308	41,578	24,901	1GD113	UDPHYS	(918)	(216)
				(897)	(211)				1GD114	UDMATH	(918)	(216)
4TD004	George Taft Memorial Fund	32,832		(1,355)	(319)	233	31,391	26,665	1GD131	UDEE00	(1,386)	(326)
4TD005	Alexander & Allison Amell Mem	71,657		(2,957)	(696)	507	68,512	59,113	1GD117	UDCHEM	(3,025)	(712)
4TD006	Michael + Bea Dalton Scholar	149,635		(6,174)	(1,453)	1,060	143,067	119,138	1GD128	UDDEAN	(6,317)	(1,486)
4TD007	Dr A.f. Daggett Endowed Fund	113,008	300	(4,663)	(1,097)	786	108,334	91,653	1GD126	UDCHEM	(4,783)	(1,125)
4TD008	George F. & Lina C. Fisher	1,102,695		(45,499)	(10,706)	7,809	1,054,299	946,855	1GD116	UDEE00	(46,548)	(10,953)
4TD009	Getchell, Edward + Alice Schol	20,126		(830)	(195)	143	19,243	14,277	1GD120	UDDEAN	(850)	(200)
4TD010	Fred Gertrude Howell Student	173,019		(7,139)	(1,680)	1,225	165,425	133,572	1GD122	UDDEAN	(7,304)	(1,719)
4TD011	Dr. Gloria & Dr. Robert Lyle	357,706		(14,760)	(3,473)	2,533	342,007	272,392	1GD112	UDCHEM	(15,100)	(3,553)
4TD012	James Leitzel Scholarship Fund	35,184		(1,452)	(342)	249	33,640	28,173	1GD123	UDMATH	(1,485)	(349)
4TD013	Ming/Chen Student Support	59,299	1,000	(2,447)	(576)	373	57,650	50,636	1GD127	UDPHYS	(2,545)	(599)
4TD014	National Prime Users End Schol	36,885		(1,522)	(358)	261	35,266	26,500	1GD121	UDDEAN	(1,557)	(366)
4TD015	John Smith 50 Scholarship Fund	605,437		(22,723)	(5,347)	4,308	581,675	529,512	1GD125	UDDEAN	(25,681)	(6,043)
4TD016	Woodward Endowment (CEPS)	339,515		(14,009)	(3,296)	2,404	324,614	237,695	1GD119	UDDEAN	(14,332)	(3,372)
4TD017	Zocchi, John Endowment	232,915		(9,610)	(2,261)	1,649	222,693	165,461	1GD124	UDDEAN	(9,832)	(2,313)
4TD018	Richard St Onge Mem Schol Fund	134,332		(5,543)	(1,304)	951	128,436	103,354	1GD132	UDPHYS	(5,671)	(1,334)
4TD019	Levine/Benson Technology Schol	167,969		(6,931)	(1,631)	1,190	160,597	126,412	1GU276	UUF AID	(7,091)	(1,668)
4TD020	Morrison Chemistry Dissertation End	48,410		(1,997)	(470)	343	46,286	36,050	1GD137	UDCHEM	(2,044)	(481)
4TD021	Endowed Fund for Mech Engineering	84,774		(3,498)	(823)	600	81,053	70,294	1GD141	UDME00	(3,579)	(842)
4TD022	Craig West Undergraduate Prof. Dev.	47,715		(1,969)	(463)	338	45,621	39,000	1GD145	UDCHEM	(2,014)	(474)
4TD023	Ogden & Katherine Martyn Endowmnt	44,375		(1,831)	(431)	314	42,427	38,195	1GD160	UDCE00	(1,873)	(441)
4TD024	Weston - SAME Endowed Scholarship	30,162		(1,245)	(293)	214	28,839	25,000	1GD147	UDDEAN	(1,273)	(300)
4TD025	Norman Grover '35 End. Scholarship	87,331	4,000	(3,603)	(848)	627	87,507	78,000	1GD148	UDDEAN	(3,772)	(888)
4TD026	Whelen Engineering Co. Scholarship	2,855,695		(117,831)	(27,725)	20,223	2,730,362	2,550,000	1GD152	UDDEAN	(120,548)	(28,364)
4TD027	Theodore E Meinelt Sr Scholarship	105,400	11,006	(4,328)	(1,018)	263	111,323	106,849	1GD158	UDEE00	(4,892)	(1,151)
4TD028	Phillips Family Fund for Engineerin	142,887		(5,793)	(1,363)	1,013	136,743	125,200	1GD157	UDDEAN	(6,037)	(1,421)
4TD029	Philip L Hall Endowed Fund	37,165		(1,533)	(361)	263	35,534	35,000	1GD165	UDME00	(1,569)	(369)

UNIVERSITY OF NEW HAMPSHIRE FOUNDATION, INC.
DETAILED STATEMENT OF CHANGES IN ENDOWMENT AND SIMILAR FUNDS
WITH ADDITIONAL INFORMATION ON DISTRIBUTIONS
FOR THE YEAR ENDED JUNE 30, 2020

FUND	FUND NAME	MARKET VALUE 6/30/2019	NET		FY20 MARKET APPRECIATION	MARKET VALUE 6/30/2020	BOOK VALUE 6/30/2020	FY20 PAYOUT		FY21 DISTRIBUTION		
			ADDITIONS GIFTS & TRANSFERS	FY20 DISTRIBUTION PURPOSE				MGMT FEE	FUND	ORG	PURPOSE	MGMT FEE
4TD030	Chemistry Undergrad Research Fellow	84,427		(3,481)	(819)	598	80,724	75,620	1GD168	UDCHEM	(3,564)	(839)
4TD031	LaMattina Family Graduate Lecturesh	75,474		(3,114)	(733)	534	72,162	65,000	1GD171	UDCHEM	(3,186)	(750)
4TD032	Hamel Construction Group Scholarshi	384,404		(15,861)	(3,732)	2,722	367,533	338,035	1GD173	UDCE00	(16,227)	(3,818)
4TD034	Michael S. Blanchette	16,808		(694)	(163)	119	16,070	12,409	1GD221	UDCE00	(710)	(167)
4TD035	Karen Von Damm Memorial Scholarship	132,014		(5,447)	(1,282)	935	126,221	102,900	1GD180	UDESCI	(5,573)	(1,311)
4TD036	CEPS Student Project Fund	92,529		(3,818)	(898)	655	88,468	70,818	1GD182	UDDEAN	(3,906)	(919)
4TD037	M Evans Munroe Lecture Endow/Math	34,141		(1,409)	(331)	242	32,642	25,100	1GD183	UDMATH	(1,441)	(339)
4TD038	Dorothy Kittredge Memorial Fund	26,544		(1,095)	(258)	188	25,379	18,501	1GD186	UDDEAN	(1,121)	(264)
4TD039	James D Morrison Early Career Award	740,849		(30,569)	(7,193)	5,246	708,334	542,592	1GD187	UDCHEM	(31,274)	(7,359)
4TD040	Mary Papastavros '60 Chem Fund	32,518		(1,342)	(316)	230	31,091	25,150	1GD190	UDCHEM	(1,373)	(323)
4TD041	Cole '76 & Bemis '79 '89 Scholarshp	220,642		(9,104)	(2,142)	1,563	210,959	200,916	1GD192	UDDEAN	(9,314)	(2,192)
4TD042	Gregory Jansen '81 Field Studies Fn	47,265		(1,950)	(459)	335	45,191	40,000	1GD188	UDESCI	(1,995)	(469)
4TD043	K.Von Damm Student Research Oppor.	125,163		(5,164)	(1,215)	886	119,670	100,150	1GD195	UDESCI	(5,284)	(1,243)
4TD044	Charles M:son Gewertz Scholarship	60,724		(2,506)	(590)	430	58,059	50,000	1GD191	UDEE00	(2,563)	(603)
4TD045	Karen Von Damm Faculty Excellence	114,548		(4,726)	(1,112)	811	109,520	101,343	1GD203	UDDEAN	(4,835)	(1,138)
4TD046	Dr. George Wildman '57 Scholarship	195,316	13,282	(8,059)	(1,896)	762	199,404	187,702	1GD197	UDDEAN	(8,804)	(2,072)
4TD047	Peter & Paula Vosotas Family Schol	205,725		(8,489)	(1,997)	1,457	196,696	192,000	1GD198	UDDEAN	(8,684)	(2,043)
4TD048	Prof. James M.E. Harper Fellowship	246,504		(10,171)	(2,393)	1,746	235,686	208,773	1GD200	UDPHYS	(10,406)	(2,448)
4TD049	Joe & Nancy Paterno Endowed Schol.	182,008		(7,403)	(1,742)	1,290	174,153	156,500	1GD207	UDDEAN	(7,689)	(1,809)
4TD050	J Smith '50 CEPS Student Project Fu	287,259	601	(10,793)	(2,540)	2,066	276,594	255,965	1GD212	UDDEAN	(12,184)	(2,867)
4TD051	Lambert Chemistry Fellowship Fund	106,609		(4,399)	(1,035)	755	101,930	101,064	1GD226	UDCHEM	(4,500)	(1,059)
4TD052	Dinesh Thakur Schol-Bioengineering	103,378		(4,266)	(1,004)	732	98,841	100,000	1GD213	UDDEAN	(4,364)	(1,027)
4TD053	Christopher Kelley Memorial Schol.	55,458		(2,288)	(538)	393	53,024	50,000	1GD214	UDCE00	(2,341)	(551)
4TD054	Diamond Casting & Machine Scholsh	337,818	5,000	(13,939)	(3,280)	2,447	328,047	330,000	1GD219	UDME00	(14,260)	(3,355)
4TD055	Anderson '56 Chemical Eng. Schol.	52,743		(2,176)	(512)	374	50,428	50,000	1GD224	UDDEAN	(2,226)	(524)
4TD057	Pushpa Desai Patel Memorial Fund	58,234		(2,403)	(565)	412	55,678	54,820	1GD223	UDPHYS	(2,458)	(578)
4TD058	Lambert-Edwards Chemistry Fellowship	122,233		(5,044)	(1,187)	866	116,868	120,100	1GD225	UDCHEM	(5,160)	(1,214)
4TD059	Geokon Civil Engineering Scholarship	53,122		(2,192)	(516)	376	50,790	50,000	1GD222	UDDEAN	(2,242)	(528)
4TD060	Dane '77 Scholarship Fund	9,936	10,000			446	20,382	20,000			(442)	(104)
4TD061	Skliutas Family Endowment	73,531	30,000	(3,034)	(714)	(272)	99,511	98,111	1GD230	UDCHEM	(3,947)	(929)
4TD062	Prof. N. Chasteen Graduate Fellows	135,300	4,728	(5,572)	(1,311)	769	133,913	132,683	1GD231	UDCHEM	(5,899)	(1,388)
4TD063	Gary R. Weisman Scholarship	55,512		(2,284)	(538)	393	53,083	50,493	1GD238	UDDEAN	(2,344)	(551)
4TD064	Hubbell Engineering Scholarship	132,690		(3,425)	(806)	959	129,417	130,000	1GU436	UUF AID	(5,714)	(1,344)
4TD066	Twaddle Meritorious Scholarship	118,349	30,200	(4,883)	(1,149)	(150)	142,367	142,225	1GD239	UDDEAN	(6,277)	(1,477)
4TD067	Kingsbury Sisters Scholarship	41,111	10,000	(1,286)	(303)	405	49,927	50,000	1GD247	UDME00	(1,758)	(414)
4TD068	Rudy Seitz Scholarship	58,039		(2,395)	(563)	411	55,491	59,574	1GD240	UDDEAN	(2,450)	(576)
4TD069	Bothner Earth Sciences Field Trips	66,796	6,807	(2,543)	(598)	236	70,697	70,968	1GD189	UDESCI	(3,109)	(732)
4TD070	Lange & Rainville Math Scholarship	17,699	17,000	(730)	(172)	(436)	33,361	34,000	1GD248	UDDEAN	(1,473)	(347)
4TE001	Hamel Center for Undergraduate Rese	9,247,947	15,160	(381,583)	(89,786)	64,788	8,856,527	7,165,364	1GA093	UAPROV	(391,018)	(92,005)
4TE002	Reginald Atkins Chair	2,980,728		(122,990)	(28,939)	21,109	2,849,908	1,573,373	1GE037	UEWBSC	(125,826)	(29,606)
4TE003	Mckerley Chair Health Economic	1,957,512		(80,770)	(19,005)	13,863	1,871,599	1,503,979	1GA057	UAPROV	(82,633)	(19,443)
4TE004	S. Melvin Rines Fund	188,375		(7,773)	(1,829)	1,334	180,107	141,299	1GE036	UEDEAN	(7,952)	(1,871)
4TE005	Gardner Wales Scholarship Fund	12,251		(506)	(119)	87	11,714	10,000	1GE040	UEWBSC	(517)	(122)
4TE006	Nelson Fund for Business Innovation	100,306		(4,139)	(974)	710	95,904	75,000	1GE043	UEDEAN	(4,234)	(996)
4TE007	Jeffrey Castro Memorial	12,910		(533)	(125)	91	12,343	10,020	1GE047	UEDEAN	(545)	(128)
4TE008	Mary Gillespie Graduate Scholarship	64,155		(2,647)	(623)	454	61,339	55,772	1GE062	UEDEAN	(2,708)	(637)
4TE009	UNH Hospitality Mgmnt Student Dev	137,859	570	(5,678)	(1,336)	985	132,400	120,997	1GE061	UEHMGT	(5,820)	(1,369)
4TE010	Dwayne Wrightsman Prof. / Finance	318,770		(13,153)	(3,095)	2,257	304,779	288,145	1GE060	UEDEAN	(13,456)	(3,166)
4TE011	UNH Hospitality Mgmnt Faculty Dev.	96,128		(3,966)	(933)	681	91,909	83,690	1GE070	UEHMGT	(4,058)	(955)
4TE012	UNH Hosp Mgmt Int Stud Diversity	95,700	10,000	(3,523)	(829)	791	102,138	93,645	1GE080	UEHMGT	(4,063)	(956)
4TE013	UNH Hospitality InitiativesFund	98,400		(4,060)	(955)	697	94,082	84,408	1GE071	UEHMGT	(4,154)	(977)

UNIVERSITY OF NEW HAMPSHIRE FOUNDATION, INC.
DETAILED STATEMENT OF CHANGES IN ENDOWMENT AND SIMILAR FUNDS
WITH ADDITIONAL INFORMATION ON DISTRIBUTIONS
FOR THE YEAR ENDED JUNE 30, 2020

FUND	FUND NAME	MARKET VALUE 6/30/2019	NET		MARKET VALUE 6/30/2020	MARKET VALUE 6/30/2020	BOOK VALUE 6/30/2020	FY20 PAYOUT		FY21 DISTRIBUTION		
			ADDITIONS GIFTS & TRANSFERS	FY20 DISTRIBUTION PURPOSE				MGMT FEE	APPRECIATION	FUND	ORG	PURPOSE
4TE014	Albin Entrepreneurship Fund	934,625		(38,564)	(9,074)	6,619	893,606	807,554	1GE026	UEWBSC	(39,453)	(9,283)
4TE015	Jude Blake '77 Schol-Business Admin	84,590		(3,490)	(821)	599	80,877	74,500	1GE064	UEDEAN	(3,571)	(840)
4TE016	Nassikas Fund for Hospitality Educ	29,401		(1,213)	(285)	208	28,111	28,000	1GE066	UEHMG	(1,241)	(292)
4TE017	Rhoda Hogan Endowed Scholarship Fun	256,279		(10,574)	(2,488)	1,815	245,031	251,440	1GE072	UEDEAN	(10,818)	(2,546)
4TE018	J Bonnie Newman Endowed Scholarship	44,768		(1,847)	(435)	317	42,804	40,000	1GE041	UEWBSC	(1,890)	(445)
4TE019	Lai Family Foundation Scholarship	48,349		(1,995)	(469)	342	46,227	38,000	1GE086	UEDEAN	(2,041)	(480)
4TE020	Joseph '79 & Marcia H Carter Schol	30,780		(1,270)	(299)	218	29,429	25,000	1GE076	UEDEAN	(1,299)	(306)
4TE021	Scott Dionne Grad Fellowship/Acctng	38,386		(1,584)	(373)	272	36,702	30,000	1GE081	UEMSAC	(1,620)	(381)
4TE022	Carlton L. Reed Scholarship Fund	48,837		(2,015)	(474)	346	46,694	38,209	1GE087	UEDEAN	(2,062)	(485)
4TE023	James E. Freeman Scholarship Fund	48,837		(2,015)	(474)	346	46,694	38,209	1GE088	UEMKTG	(2,062)	(485)
4TE024	Todd Huntington Crockett Scholarshp	126,396	1,994	(5,159)	(1,214)	921	122,938	110,723	1GE085	UEDEAN	(5,358)	(1,261)
4TE025	J. Durocher Hosp. Mgmt Scholarship	67,671	2,000	(2,693)	(634)	346	66,691	59,610	1GE104	UEHMG	(2,862)	(673)
4TE027	Dougherty Lectures in Hospitality	113,736		(4,693)	(1,104)	805	108,744	103,900	1GU417	UUF	(4,801)	(1,130)
4TE028	Daniel A. Raizes Scholarship Fund	71,341		(2,944)	(693)	505	68,210	68,922	1GE101	UEDEAN	(3,012)	(709)
4TE030	Goodwin Family Scholarship Fund	36,980	5,000	(1,206)	(284)	10	40,500	40,000	1GE116	UEHMG	(1,685)	(397)
4TE031	Paul & Marianne Houghton Scholarshp	53,260	48,491	(2,198)	(517)	909	99,945	97,963	1GE122	UEDEAN	(2,248)	(529)
4TE032	PAUL-Bernard Runser '63 Scholarship	103,896	50,000	(4,287)	(1,009)	840	149,440	150,000	1GE123	UEDEAN	(5,453)	(1,283)
4TE033	Stewart Family Scholarship-PaulColl	30,717	20,374	(1,267)	(298)	(735)	48,791	50,585	1GU440	UUF	(2,154)	(507)
4TE034	Elizabeth Bogan Economics Prize	41,586	20,000	(865)	(204)	(1,039)	59,478	60,000	1GE022	UEDEAN	(1,802)	(424)
4TE035	Sorensen Social Innovation Interns	21,218	20,779	(875)	(206)	17	40,933	41,314	1GE136	UEDEAN	(1,321)	(311)
4TE036	Goodridge Kopp Schol for Excellence	53,160	1,100	(2,173)	(511)	329	51,904	53,100	1GE135	UEDEAN	(2,292)	(539)
4TE037	Emily Knarr Graduate Accounting Sch	52,940	27,000	(1,079)	(254)	681	79,289	78,000	1GE133	UEMSAC	(2,296)	(540)
4TE038	Knarr Scholarship for Excellence	88,238		(2,577)	(606)	635	85,688	85,000	1GE115	UEDEAN	(3,783)	(890)
4TE039	Hurley Endowment for Women Leaders	-	5,000			(129)	4,871	5,000			(215)	(51)
4TE040	Bernard Grochmal Jr '64 Scholarship	2,793,604		(25,000)	(27,122)	20,457	2,761,940	2,683,221	1GE137	UEDEAN	(50,000)	(28,692)
4TE041	John '82 & K Turner Internships	-	20,000			(861)	19,139	20,000			(845)	(199)
4TF001	Marianna R. and John A. Grimes	187,127		(7,721)	(1,817)	1,325	178,915	120,142	1GF045	UFDEAN	(7,899)	(1,859)
4TF002	Dakin Family Scholarship Fund	17,228		(711)	(167)	122	16,471	10,509	1GF046	UFFS00	(727)	(171)
4TF003	Norman Goroff Social Work Fund	94,545		(3,901)	(918)	670	90,395	78,480	1GF041	UFSW00	(3,991)	(939)
4TF004	England Endowed Fund	413,439		(17,059)	(4,014)	2,928	395,294	319,711	1GF063	UFDEAN	(17,453)	(4,107)
4TF005	Steelman Public Svc Program	159,056		(6,563)	(1,544)	1,126	152,075	110,591	1GF023	UFDEAN	(6,714)	(1,580)
4TF006	Evelyn N Jardine Endowed Schol	21,663	1,150	(894)	(210)	115	21,824	17,703	1GB135	UBMCBS	(964)	(227)
4TF008	Pamela Low Scholarship Fund	155,781		(6,428)	(1,512)	1,103	148,944	104,695	1GB136	UBMCBS	(6,576)	(1,547)
4TF009	Occupational Therapy Endowment	23,971		(989)	(233)	170	22,919	15,245	1GF040	UFOT00	(1,012)	(238)
4TF010	Dean Roger A Ritvo Award Fund	21,132		(872)	(205)	150	20,204	15,225	1GF042	UFDEAN	(892)	(210)
4TF011	Sackett Professorship	150,117		(6,194)	(1,457)	1,063	143,528	102,287	1GF037	UFDEAN	(6,337)	(1,491)
4TF012	Nathan J Loomis Endowed Fund	3,224		(133)	(31)	23	3,083	1,803	1GF028	UFRMNE	(136)	(32)
4TF013	Kendall Endowed Fund	58,418		(2,410)	(567)	414	55,854	51,322	1GF076	UFDEAN	(2,466)	(580)
4TF015	Keough Northeast Passage Fund	59,769		(2,466)	(580)	423	57,146	47,676	1GF056	UFRMNE	(2,523)	(594)
4TF016	Maureen Neistadt Scholarship Fund	76,785	86	(3,109)	(731)	540	73,571	60,726	1GF051	UFOT00	(3,248)	(764)
4TF017	Pauline Soukaris Memorial Scholarsh	44,380	450	(1,831)	(431)	316	42,883	37,834	1GF067	UFSW00	(1,881)	(443)
4TF018	Stephany Marchut Lavallee Nursing S	80,516	5,000	(3,322)	(782)	336	81,749	75,425	1GU339	UUF	(3,609)	(849)
4TF019	Brooks-Lord Nursing Scholarship Fun	81,361		(3,357)	(790)	576	77,790	72,363	1GF070	UFNURS	(3,434)	(808)
4TF020	Claire & Henry Grady Schol-Diversit	55,426		(2,286)	(538)	393	52,995	51,088	1GU332	UUF	(2,340)	(551)
4TF021	Ann Manchester Kelley Schol-Nursing	60,563	476	(2,499)	(588)	440	58,392	50,476	1GF075	UFNURS	(2,557)	(602)
4TF022	Chace '11 Fund for Athlete Develpmt	83,595	2,000	(3,449)	(812)	586	81,919	74,894	1GF089	UFRMNE	(3,571)	(840)
4TF023	John Smith '50 Northeast Passage Fn	366,264	25	(15,113)	(3,556)	2,594	350,215	324,079	1GF096	UFRMNE	(15,461)	(3,638)
4TF024	Talbot 54 Occupational Therapy Fund	607,669	18,497			3,670	629,836	608,023			(27,808)	(6,543)
4TF025	Anna Catherine Clark Schol - CHHS	25,845		(1,066)	(251)	183	24,710	25,000	1GF097	UFDEAN	(1,091)	(257)
4TF026	Dinesh Thakur Schl-Health Analytics	103,378		(4,266)	(1,004)	732	98,841	100,000	1GF098	UFDEAN	(4,364)	(1,027)
4TF028	Sharon B. Murphy Scholarship	52,173		(2,153)	(507)	369	49,883	49,674	1GF103	UFDEAN	(2,202)	(518)

UNIVERSITY OF NEW HAMPSHIRE FOUNDATION, INC.
DETAILED STATEMENT OF CHANGES IN ENDOWMENT AND SIMILAR FUNDS
WITH ADDITIONAL INFORMATION ON DISTRIBUTIONS
FOR THE YEAR ENDED JUNE 30, 2020

FUND	FUND NAME	MARKET VALUE 6/30/2019	NET		MARKET VALUE 6/30/2020	MARKET VALUE 6/30/2020	BOOK VALUE 6/30/2020	FY20 PAYOUT		FY21 DISTRIBUTION		
			ADDITIONS GIFTS & TRANSFERS	FY20 DISTRIBUTION PURPOSE				FUND	ORG	PURPOSE	MGMT FEE	
4TF029	Robert A. Aurilio Scholarship Fund	521,931		(21,536)	(5,067)	3,696	499,024	490,385	1GF109	UFDEAN	(22,032)	(5,184)
4TF030	Ned Helms Scholarship Fund	55,705	675	(2,287)	(538)	373	53,929	52,507	1GF116	UFDEAN	(2,374)	(559)
4TF031	Beth Stewart Memorial Fund	68,975	2,621	(2,727)	(642)	500	68,726	67,270	1GF111	UFDEAN	(2,959)	(696)
4TF032	Gravink Family Fund	44,043	5,500	(1,817)	(428)	(15)	47,283	50,138	1GF118	UFRMNE	(1,859)	(437)
4TF033	Huntington Nursing Scholarship	71,913	11,769	(2,966)	(698)	145	80,164	80,842	1GF127	UFNURS	(3,448)	(811)
4TF035	Neil Vroman Student Engagement Awrd	74,095	2,437	(3,009)	(708)	482	73,298	73,651	1GF124	UFKINE	(3,196)	(752)
4TF037	DR. L. R. Bergeron '73 Scholarship	62,184	31,322	(2,148)	(505)	(968)	89,885	91,293	1GF126	UFSW00	(3,927)	(924)
4TG001	Dr Alexander Teaching Exc Fund	782,662		(32,294)	(7,599)	5,543	748,312	599,325	1GALEX	UAPROV	(33,039)	(7,774)
4TG003	UNH Tolerance Program Fund	280,853		(11,567)	(2,722)	1,989	268,554	174,998	1GG184	UGDIVR	(11,857)	(2,790)
4TG006	Dr. Robert A. & Ann P. Chase	141,483	1,000	(5,838)	(1,374)	955	136,227	108,426	1GA153	UAPROV	(6,015)	(1,415)
4TG007	Class of 1953 Endowed Scholarship	338,744	5,250	(13,892)	(3,269)	2,443	329,276	263,827	1GU278	UUFAID	(14,315)	(3,368)
4TG011	Joseph Phalen Fund	34,851	50	(1,438)	(338)	247	33,372	22,857	1GA290	UACARS	(1,471)	(346)
4TG013	Paul International Research Fund	58,205		(2,402)	(565)	412	55,650	41,981	1GA066	UAIROP	(2,457)	(578)
4TG020	Noonan International Research Fund	675,105		(27,856)	(6,554)	4,781	645,476	500,000	1GA076	UAIROP	(28,498)	(6,706)
4TG023	William Spaulding Endowed Fund	122,783		(1,689)	(397)	870	117,394	106,005	1GZ027	UZMSSH	(1,728)	(407)
				(1,689)	(397)				1GZ028	UZMSJL	(1,728)	(407)
				(563)	(132)				9G0009	YCFA10	(576)	(136)
				(563)	(132)				9G0010	YCFA10	(576)	(136)
				(563)	(132)				9G0011	YCFA10	(576)	(136)
4TG024	Winch Endowed Fund-Alumni Assoc	56,030		(2,312)	(544)	397	53,571	50,217	1GG164	UGAADM	(2,365)	(557)
4TG026	David Ellsworth Davis NH Scholarshp	58,842		(2,428)	(571)	417	56,260	50,000	1GG174	UGAADM	(2,484)	(584)
4TG027	RGSCP Fund for St. Anselm College	2,304,344		(97,224)	(22,877)	120,885	2,305,127	2,157,521	4GG124	FGFUNH	(97,224)	(22,061)
4TH411	UNHL General Scholarship Endowmt Fd	71,178		(2,937)	(691)	504	68,054	58,209	1GH411	UHA601	(3,005)	(707)
4TH412	Baer Family Patent Schol Endowmt Fd	36,094	2,425	(1,481)	(348)	220	36,911	30,739	1GH412	UHA601	(1,529)	(360)
4TH413	Stanley M. Brown Scholarship Fund	48,027		(1,982)	(466)	342	45,921	38,500	1GH413	UHA601	(2,027)	(477)
4TH414	UNHL Fac & Staff Scholarship Fund	32,604		(1,345)	(317)	231	31,173	26,403	1GH414	UHA601	(1,376)	(324)
4TH415	Bruce E. Friedman Scholarship Fund	95,295	4,605	(3,801)	(894)	661	95,865	85,298	1GH415	UHA601	(4,107)	(966)
4TH416	Winnie McLaughlin Scholarship Fund	119,461		(4,929)	(1,160)	846	114,219	104,382	1GH416	UHA601	(5,043)	(1,187)
4TH417	UNH Law Scholarship for Minorities	198,725		(8,185)	(1,926)	2,016	190,630	151,000	1GH417	UHA601	(8,390)	(1,974)
4TH418	Robert J. O'Connell Scholarship Fd	75,855	5,000	(3,130)	(736)	372	77,361	76,200	1GH418	UHA601	(3,416)	(804)
4TH419	Doris M. Rapee Memorial Schol Fund	28,139	10,706	(1,161)	(273)	284	37,695	31,378	1GH419	UHA601	(1,213)	(285)
4TH422	Slutsky Family Scholarship Endow Fd	10,327		(426)	(100)	73	9,874	7,130	1GH422	UHA601	(436)	(103)
4TH423	Gordon & Nancy Smith Scholarship Fd	55,387	15,000	(2,285)	(538)	284	67,848	65,000	1GH423	UHA601	(2,549)	(600)
4TH424	Douglas Wood Chairman's Schol Fund	902,148		(37,223)	(8,758)	34,942	891,108	794,844	1GH424	UHA601	(38,082)	(8,961)
4TH442	Elder Law&Patient Rights Endowmt Fd	64,370		(2,651)	(624)	456	61,552	44,317	1GH442	UHD211	(2,718)	(639)
4TH443	Robert M. Viles Fellowship Endow Fd	138,960	1,000	(5,734)	(1,349)	937	133,814	101,993	1GH443	UHD211	(5,908)	(1,390)
4TH461	Nedved Commencement Award Endow Fd	53,632	2,000	(2,125)	(500)	2,551	55,558	43,500	1GH461	UHD411	(2,269)	(534)
4TH462	The Yacos Prize Endowment Fund	46,029		(1,899)	(447)	326	44,009	32,137	1GH462	UHD411	(1,943)	(457)
4TH471	Alison Howland Curelop Hayward Fund	526,872		(21,685)	(5,102)	25,654	525,738	401,785	1LH071	UHD211	(22,244)	(5,234)
4TH472	Fleisher Family Endowment Fund	22,515		(927)	(218)	1,096	22,467	15,000	1LH072	UHD211	(951)	(224)
4TH473	Phillips Green Defender Endowmnt Fd	87,936		(3,614)	(850)	4,277	87,748	66,150	1LH073	UHD211	(3,713)	(874)
4TH474	Bill Phinney Endowment Fund	267,479		(11,037)	(2,597)	1,894	255,739	203,383	1LH074	UHD211	(11,291)	(2,657)
4TH475	Wayne B. Hersher Graduation Award	30,773	5	(1,270)	(299)	218	29,427	30,005	1GH475	UHD411	(1,299)	(306)
4TH481	Morton E. Goulder Endowed Chair Fd	1,179,276		(48,659)	(11,449)	8,351	1,127,519	1,001,517	1GH481	UHA111	(49,781)	(11,713)
4TH520	UNHL Operations True Endowment Fund	52,601		(2,170)	(511)	373	50,293	43,699	1GH520	UHF530	(2,220)	(522)
4TJ001	Donald F Harley Scholarship Fund	177,251	5,000	(7,102)	(1,671)	1,312	174,791	147,769	1GJ097	UUFAID	(7,494)	(1,763)
4TL001	Edmund Miller Library Fund	355,917		(14,686)	(3,456)	2,521	340,296	286,503	1GL048	ULLADM	(15,024)	(3,535)
4TL002	Class of '47 Endowed Fund	259,607		(6,443)	(1,516)	1,878	253,526	216,167	1GL042	ULLBKS	(11,193)	(2,634)
4TL003	Class of 1955 Dimond Library Endow	150,680	400	(6,122)	(1,441)	1,054	144,571	121,343	1GL043	ULLBKS	(6,376)	(1,500)
4TL004	E Ruth Buxton Stephenson Fund	24,586	500	(1,004)	(236)	151	23,997	21,040	1GL044	ULLBKS	(1,059)	(249)
4TL005	Charlotte K. Anderson Endowment	33,586		(1,386)	(326)	238	32,112	25,000	1GL053	ULLBKS	(1,418)	(334)

UNIVERSITY OF NEW HAMPSHIRE FOUNDATION, INC.
DETAILED STATEMENT OF CHANGES IN ENDOWMENT AND SIMILAR FUNDS
WITH ADDITIONAL INFORMATION ON DISTRIBUTIONS
FOR THE YEAR ENDED JUNE 30, 2020

FUND	FUND NAME	MARKET VALUE 6/30/2019	NET		FY20 MARKET APPRECIATION	MARKET VALUE 6/30/2020	BOOK VALUE 6/30/2020	FY20 PAYOUT		FY21 DISTRIBUTION		
			ADDITIONS GIFTS & TRANSFERS	FY20 DISTRIBUTION PURPOSE				MGMT FEE	FUND	ORG	PURPOSE	MGMT FEE
4TL006	Collins Fund for Digital Collection	92,250		(3,806)	(896)	653	88,201	74,571	1GL054	ULLADM	(3,894)	(916)
4TL007	Prescott Family Fund	39,016		(1,610)	(379)	276	37,304	28,000	1GL057	ULSPEC	(1,647)	(388)
4TL008	Dunleavy Fund / Special Collections	115,428		(4,763)	(1,121)	817	110,362	93,536	1GL047	ULLADM	(4,873)	(1,147)
4TL009	Hood '56 & '59 Endowed Fnd-Library	76,963		(3,176)	(747)	545	73,585	66,039	1GL066	ULLADM	(3,249)	(764)
4TL010	Murray Library Collections Endowmen	66,604	2,500	(2,748)	(647)	355	66,064	64,270	1GL059	ULLADM	(2,917)	(686)
4TL012	Cohen Fund for Collection Developmnt	175,591		(7,245)	(1,705)	1,243	167,884	152,627	1GL068	ULLADM	(7,412)	(1,744)
4TL013	Proper Fund for Special Collections	158,773		(6,551)	(1,541)	1,124	151,805	150,701	1GL070	ULSPEC	(6,702)	(1,577)
4TL014	Nobel K. Peterson Library Fund	135,894				1,014	136,908	131,837			(6,045)	(1,422)
4TL015	Thomas A & Sally Zyla Addison Fund	1,845,841	3,111	(76,162)	(17,921)	12,992	1,767,860	1,819,547	1GL075	ULLADM	(78,052)	(18,365)
4TL016	Marjorie Janetos Memorial Fund	103,458				772	104,230	100,000			(4,602)	(1,083)
4TM001	James Diamantis Scholarship Fund	31,056	10,000	(1,281)	(302)	(248)	39,225	40,000	1GM133	UMDEAN	(1,732)	(407)
4TM002	Jaye Gibson Duffy Scholarship	54,365	2,250	(2,180)	(513)	412	54,334	54,485	1GM136	UMDEAN	(2,333)	(549)
4TR001	Doris Child Reney Armbrust Fun	45,341		(1,871)	(440)	321	43,351	25,002	1GZ015	UZMSAD	(1,914)	(450)
4TR002	Hubbard Marine Program Endowed	14,298,824		(561,772)	(132,189)	752,950	14,357,813	10,420,467	1GZHUB	UZMSAD	(584,004)	(137,411)
4TR003	Marine Program Endowment	22,269		(919)	(216)	158	21,292	13,079	1GZ016	UZMSAD	(940)	(221)
4TR004	Dr. Marjorie A. Parsons Fund	43,391	200	(1,790)	(421)	302	41,681	25,662	1GZ014	UZMSAD	(1,832)	(431)
4TR005	Jean + Carmen Ragonese Fund	48,950		(2,020)	(475)	347	46,802	30,232	1GZ018	UZMSAD	(2,066)	(486)
4TR006	Shoals Marine Lab Endowment	213,654		(8,816)	(2,074)	1,513	204,277	151,139	1GZ017	UZMSAD	(9,019)	(2,122)
4TR007	John & Katharyn Williams Scholarshi	40,605		(1,675)	(394)	288	38,823	25,000	1GU284	UUFAD	(1,714)	(403)
4TR008	Robert & Doris Tuttle Endowed Fund	774,544		(31,959)	(7,520)	5,485	740,550	637,914	1GZ023	UZMSSH	(32,696)	(7,693)
4TR011	Anderson Family Fund-Marine Progm	26,465		(1,092)	(257)	187	25,303	24,846	1GZ032	UZMSAD	(1,117)	(263)
4TR012	Chase '58-Excellence in Marine Scie	55,002		(2,269)	(534)	390	52,588	50,000	1GZ031	UZMSAD	(2,322)	(546)
4TR013	Maurice Prize For Innovation	165,111		(6,813)	(1,603)	1,169	157,865	150,000	1GR036	URRIPM	(6,970)	(1,640)
4TS001	Bellevance Hockey Scholarship	173,424		(7,156)	(1,684)	1,228	165,812	137,361	1GS100	USMHCY	(7,321)	(1,723)
4TS002	Bellevance Football Scholarshi	173,448		(7,157)	(1,684)	1,228	165,836	137,361	1GS101	USMFTB	(7,322)	(1,723)
4TS003	Kenneth & Mary Grant Scholarsh	60,514		(2,497)	(588)	429	57,858	50,000	1GS099	USAADM	(2,554)	(601)
4TS004	Reginald F. Atkins Scholarship	5,800,659		(239,344)	(56,318)	41,079	5,546,075	3,504,222	1GS076	USAADM	(244,864)	(57,615)
4TS005	Jane Blalock Athletic Scholar	47,291		(1,951)	(459)	335	45,215	28,927	1GS080	USAADM	(1,996)	(470)
4TS006	K Beckingham Scholarship Fund	130,587		(5,388)	(1,268)	925	124,855	100,000	1GS092	USAADM	(5,512)	(1,297)
4TS007	Dickson Scholarship & Spirit Award	159,545		(6,583)	(1,549)	1,130	152,543	124,559	1GS084	USMFTB	(6,735)	(1,585)
4TS008	UNH Ski Team Alpine Scholarship	40,711		(1,676)	(394)	288	38,929	34,800	1GS090	USCSKI	(1,719)	(404)
4TS009	Fish 58 Football Scholarship	114,738		(4,734)	(1,114)	813	109,702	90,715	1GS087	USMFTB	(4,843)	(1,140)
4TS010	Kelly Quinn Gode Fund for Crew	26,361		(1,088)	(256)	187	25,204	21,608	1GJ126	UJGWCR	(1,113)	(262)
4TS011	Robert E. Houston Sr. Fund	161,827		(6,677)	(1,571)	1,146	154,725	124,469	1GS075	USWGYM	(6,831)	(1,607)
4TS012	Red Hayes Memorial Scholarship	152,844	100	(6,307)	(1,484)	1,078	146,231	116,320	1GS082	USMFTB	(6,456)	(1,519)
4TS013	William Holleman Football Sch	111,624		(4,606)	(1,084)	790	106,725	85,158	1GS085	USMFTB	(4,712)	(1,109)
4TS014	Gordon K Hill Endowment	42,422		(1,750)	(412)	300	40,560	30,000	1GS089	USAADM	(1,791)	(421)
4TS015	Paul Hobbs Endowed Scholarship	30,628		(1,264)	(297)	217	29,284	25,000	1GS094	USAADM	(1,293)	(304)
4TS016	Dorothy Hobbs Endowed Fund	32,123	580	(1,300)	(306)	238	31,334	27,046	1GS095	USAADM	(1,361)	(320)
4TS017	Robert A. Kullen Memorial Fund	41,457		(1,711)	(403)	294	39,638	26,611	1GS078	USMHCY	(1,750)	(412)
4TS018	Bill Knight Endowed Scholarship Fun	71,669		(2,957)	(696)	508	68,524	52,938	1GS091	USAADM	(3,025)	(712)
4TS019	Howard Donald Penley Fund	83,788		(3,457)	(813)	593	80,111	55,002	1GS081	USAADM	(3,537)	(832)
4TS020	Sullivan Football Scholarship	33,391		(1,378)	(324)	236	31,926	24,814	1GS083	USMFTB	(1,410)	(332)
4TS021	Guy Smith Memorial Scholarship	117,090	600	(4,789)	(1,127)	852	112,626	97,153	1GS093	USMHCY	(4,945)	(1,164)
4TS022	Robert Towse Scholarship Fund	185,968	2,000	(7,673)	(1,806)	1,223	179,712	162,260	1GS096	USMHCY	(7,934)	(1,867)
4TS023	'98-'99 Men's Hockey Champions End	155,110		(6,400)	(1,506)	1,098	148,303	120,615	1GS102	USMHCY	(6,548)	(1,541)
4TS024	Bill Hinman Endowed Scholarshp	66,579		(2,747)	(646)	471	63,657	52,187	1GS106	USMHCY	(2,811)	(661)
4TS026	Dutch Knox Football Scholarshi	2,043,685		(84,326)	(19,842)	14,473	1,953,990	1,560,000	1GS104	USMFTB	(86,270)	(20,299)
4TS027	Dutch Knox Football Program	959,639		(39,596)	(9,317)	6,796	917,522	750,000	1GS105	USMFTB	(40,509)	(9,532)
4TS028	James & Elsa Callahan Schlrshp	125,640		(5,184)	(1,220)	890	120,126	95,800	1GS103	USAADM	(5,304)	(1,248)
4TS029	Joyce Hiller Athletic Scholarship	46,598	500	(1,901)	(447)	314	45,063	39,933	1GS088	USWFHK	(1,990)	(468)

UNIVERSITY OF NEW HAMPSHIRE FOUNDATION, INC.
DETAILED STATEMENT OF CHANGES IN ENDOWMENT AND SIMILAR FUNDS
WITH ADDITIONAL INFORMATION ON DISTRIBUTIONS
FOR THE YEAR ENDED JUNE 30, 2020

FUND	FUND NAME	MARKET	NET	FY20 DISTRIBUTION		FY20	MARKET	MARKET	BOOK VALUE 6/30/2020	FY20 PAYOUT		FY21 DISTRIBUTION	
		VALUE 6/30/2019	ADDITIONS GIFTS & TRANSFERS	PURPOSE	MGMT FEE	MARKET APPRECIATION	VALUE 6/30/2020	FUND		ORG	PURPOSE	MGMT FEE	
4TS031	Timothy & Edwin Dugal Hockey Schol	44,460		(1,834)	(432)	315	42,508	34,914	1GS107	USMHCY	(1,877)	(442)	
4TS032	Robert Conrad Football Scholarship	94,257		(3,889)	(915)	668	90,121	77,404	1GS113	USMFTB	(3,979)	(936)	
4TS033	Tina True Memorial Fund	50,114	2,398	(2,067)	(486)	292	50,250	41,376	1GS109	USAWTR	(2,192)	(516)	
4TS034	Endowed Fund for Football	34,077		(1,406)	(331)	241	32,582	25,164	1GS114	USMFTB	(1,439)	(338)	
4TS035	Herbert Gold Athletic Scholarship F	33,785	200	(1,394)	(328)	247	32,510	28,863	1GS124	USAADM	(1,426)	(336)	
4TS036	Pizzano Football Scholarship Fund	566,126	50	(23,359)	(5,496)	4,007	541,328	501,291	1GS169	USMFTB	(23,900)	(5,624)	
4TS037	Francis McGrail Endowed Scholarship	12,978		(535)	(126)	92	12,408	9,750	1GS116	USAADM	(548)	(129)	
4TS038	David Sheen Endowed Hockey Schol	59,205	750	(2,443)	(575)	384	57,321	49,216	1GS120	USMHCY	(2,531)	(595)	
4TS039	Chief Boston Football Scholarship	68,918	100	(2,844)	(669)	484	65,989	58,885	1GS115	USMFTB	(2,913)	(686)	
4TS040	Wohlfarth Football Scholarship	33,616	50	(1,387)	(326)	236	32,188	30,344	1GS125	USMFTB	(1,421)	(334)	
4TS041	McLaughlin '35 Hockey Scholarship	126,098		(5,203)	(1,224)	893	120,564	112,354	1GS131	USMHCY	(5,323)	(1,252)	
4TS042	James Boulanger Endowed Fund	61,638	500	(2,522)	(593)	419	59,441	58,872	1GS121	USAADM	(2,624)	(618)	
4TS043	UNH Ski Team Endowment	1,032,708	250	(42,600)	(10,024)	7,302	987,636	890,332	1GS122	USCSKI	(43,605)	(10,260)	
4TS044	Robert Trouville '59 Athletic Schol	127,990	1,200	(5,247)	(1,235)	876	123,585	105,530	1GS130	USAADM	(5,430)	(1,278)	
4TS045	Chandler & Ann Sanborn Football Sch	91,217	5,000	(3,764)	(886)	405	91,973	85,084	1GS123	USMFTB	(4,061)	(955)	
4TS046	First 500 UNH Football Athletic Fun	342,103		(14,116)	(3,321)	2,423	327,088	283,576	1GS127	USMFTB	(14,441)	(3,398)	
4TS047	Winslow & June Macdonald Football S	63,010		(2,600)	(612)	446	60,244	53,773	1GS128	USMFTB	(2,660)	(626)	
4TS048	Coach Gerry Friel Basketball Schola	84,549	2,856	(3,409)	(802)	607	83,801	72,556	1GS129	USMBKB	(3,612)	(850)	
4TS049	Garron '84 Football Diversity Schol	35,526		(1,466)	(345)	252	33,967	26,775	1GS152	USMFTB	(1,500)	(353)	
4TS050	Mike Frigard '60 Athletic Scholrshp	35,849		(1,479)	(348)	254	34,275	28,678	1GS133	USMHCY	(1,513)	(356)	
4TS051	Joan & Douglas Murphy Football Scho	135,102	13,789	(5,575)	(1,312)	365	142,370	132,079	1GS132	USMFTB	(6,281)	(1,478)	
4TS052	Tim Churchard '67 Athletic Scholrsh	32,925	500	(1,337)	(315)	239	32,013	26,500	1GS158	USMHCY	(1,391)	(327)	
4TS053	Bertsch Family Scholarship Fund	155,277	4,731	(5,767)	(1,357)	1,281	154,165	143,866	1GS144	USAADM	(6,590)	(1,551)	
4TS054	Paul E. Berton Scholarship Fund	60,262		(2,486)	(585)	427	57,617	51,375	1GS137	USCSKI	(2,544)	(599)	
4TS055	Donna Lynne '74 Scholarship Fund	30,797	50,000	(1,271)	(299)	(2,120)	77,107	75,000	1GS136	USWFHK	(3,404)	(801)	
4TS056	William F. Degan Jr. Football Schol	36,867	500	(1,511)	(355)	263	35,764	32,190	1GS141	USMFTB	(1,565)	(368)	
4TS057	Franklin Taylor '52 Athletic Schol	130,593		(1,796)	(423)	925	124,861	110,319	1GS138	USWGYM	(1,838)	(432)	
				(1,796)	(423)				1GS139	USWHCY	(1,838)	(432)	
				(1,796)	(423)				1GS140	USWVBL	(1,838)	(432)	
4TS058	Norris A. Browne '55 Football Schol	53,460		(2,206)	(519)	379	51,113	45,172	1GS153	USMFTB	(2,257)	(531)	
4TS059	UNH Wildcat Hockey Alumni Scholarsh	80,622	1,500	(3,327)	(783)	501	78,513	71,000	1GS154	USMHCY	(3,466)	(816)	
4TS060	Wildcat Fan Gratitude Fund	62,273		(2,570)	(605)	441	59,540	51,625	1GS142	USMHCY	(2,629)	(619)	
4TS061	UNH Nordic Ski Team Scholarship	56,921		(2,344)	(552)	403	54,428	50,245	1GS143	USCSKI	(2,403)	(565)	
4TS062	John & Catherine Goegel Scholarship	112,189		(4,415)	(1,039)	796	107,531	103,020	1GS145	USAADM	(4,748)	(1,117)	
4TS063	Jim & Julie Hatch Basketball Schol.	42,044		(1,735)	(408)	298	40,198	35,480	1GS146	USMBKB	(1,775)	(418)	
4TS064	Forkey-Lundolm Athletic Scholarship	4,245		(175)	(41)	30	4,059	4,000	1GS175	USAADM	(179)	(42)	
4TS065	David M. Paul Family Scholarship	64,225		(2,650)	(624)	455	61,406	50,100	1GS147	USAADM	(2,711)	(638)	
4TS067	Barbara B. Peyser '50 Athletic Scho	310,075	65	(12,794)	(3,010)	2,198	296,534	272,653	1GS149	USWFHK	(13,090)	(3,080)	
4TS068	UNH Women's Lacrosse Scholarship	130,204	5,000	(5,372)	(1,264)	977	129,544	120,000	1GS150	USWLAX	(5,496)	(1,293)	
4TS069	John Smith'50 Endowed Fund - Hockey	418,612		(17,273)	(4,064)	2,964	400,240	370,369	1GS159	USMHCY	(17,671)	(4,158)	
4TS070	Otis Family Athletic Scholarship	69,409		(2,851)	(671)	492	66,379	59,225	1GS151	USAADM	(2,931)	(690)	
4TS072	K & R Sandler Athletic Scholarship	54,170		(2,235)	(526)	384	51,793	50,000	1GS155	USWFHK	(2,287)	(538)	
4TS073	Service Credit Union Wildcat Schol	53,105		(2,191)	(516)	376	50,775	50,000	1GS156	USAADM	(2,242)	(527)	
4TS074	Fitzgerald & Gross Academic Excell.	51,689		(2,133)	(502)	366	49,420	50,000	1GS157	USAADM	(2,182)	(513)	
4TS075	Matthew J. Witkos '89 Soccer Schol.	36,562		(1,509)	(355)	259	34,957	34,854	1GS160	USAADM	(1,543)	(363)	
4TS076	Beaulieu '75 Athletic Scholarship	32,130	5,000	(1,326)	(312)	(6)	35,486	35,000	1GS174	USAADM	(1,567)	(369)	
4TS077	Robert S. Blood '78 Athletic Schol.	51,947	10,000	(2,143)	(504)	(100)	59,200	60,500	1GS162	USMHCY	(2,614)	(615)	
4TS078	Saunders '49 Athletic Scholarship	54,505		(2,249)	(529)	386	52,113	50,000	1GS164	USAADM	(2,301)	(541)	
4TS079	UNH Swimming and Diving Endowment	51,238		(2,114)	(497)	363	48,989	50,750	1GS166	USWSWM	(2,163)	(509)	
4TS080	Tom Smart '70 Athletic Scholarship	52,305		(2,158)	(508)	370	50,009	50,000	1GS167	USAADM	(2,208)	(520)	
4TS083	Bigglestone Women's Athletic Schol.	26,844		(1,108)	(261)	190	25,666	25,000	1GS168	USAADM	(1,133)	(267)	

UNIVERSITY OF NEW HAMPSHIRE FOUNDATION, INC.
DETAILED STATEMENT OF CHANGES IN ENDOWMENT AND SIMILAR FUNDS
WITH ADDITIONAL INFORMATION ON DISTRIBUTIONS
FOR THE YEAR ENDED JUNE 30, 2020

FUND	FUND NAME	MARKET VALUE 6/30/2019	NET		FY20 MARKET APPRECIATION	MARKET VALUE 6/30/2020	BOOK VALUE 6/30/2020	FY20 PAYOUT		FY21 DISTRIBUTION		
			ADDITIONS GIFTS & TRANSFERS	FY20 DISTRIBUTION PURPOSE				MGMT FEE	FUND	ORG	PURPOSE	MGMT FEE
4TS085	Bob Lamothe '60 Family Scholarship	2,523		(104)	(24)	18	2,412	2,520	1GS173	USAADM	(107)	(25)
4TS087	Raymond Donnelly Jr Athletic Schol.	49,013		(2,018)	(475)	347	46,867	48,952	1GS171	USMFTB	(2,069)	(487)
4TS088	Cory L. Schwartz '82 Ski Team Endow	43,707	6,250	(1,590)	(374)	401	48,394	47,700	1GS170	USCSKI	(2,015)	(474)
4TS090	Stockbridge - Kast Scholarship Fund	38,869		(1,283)	(302)	278	37,562	37,500	1GS172	USAADM	(1,658)	(390)
4TS092	Linda Hall '62 Women's Alpine Fund	73,131		(3,017)	(710)	518	69,921	60,125	1GS177	USCSKI	(3,087)	(726)
4TS094	Brownell Family Athletic Scholarshp	72,816	10,000	(3,004)	(707)	625	79,730	79,226	1GS179	USMHCY	(3,074)	(723)
4TS095	Megan E. Scanlon '13 Athl Schlarshp	54,554		(2,251)	(530)	386	52,160	50,619	1GS178	USWVBL	(2,303)	(542)
4TS098	Chandler Family Athletic Scholarship	-	20,000			(963)	19,037	20,000			(840)	(198)
4TS099	Skelley '52 Family Athletic Schol.	59,198	200	(2,440)	(574)	410	56,793	60,909	1GS183	USWFHK	(2,507)	(590)
4TS100	BGen Seay '68 Athletic Scholarship	49,333		(2,036)	(479)	349	47,168	50,000	1GS182	USAADM	(2,083)	(490)
4TS101	Clevend "Howie" Howard III Scholars	53,296	5,000	(2,193)	(516)	162	55,750	59,005	1GS184	USAADM	(2,461)	(579)
4TS103	Richard Umile '72 Hockey Scholarship	55,226		(2,266)	(533)	391	52,818	53,050	1GS186	USMHCY	(2,332)	(549)
4TS104	Cathleen Coakley Athletics Scholars	99,857	550			752	101,159	101,050			(4,442)	(1,045)
4TS105	Otis Family Athletics Fund	-	10,000			(257)	9,743	10,000			(430)	(101)
4TS106	James Chamberlin Athletics Fund	-	667			(7)	659	667			(7)	(2)
4TS107	Donna Lynne 74 Athletic Enhancement	-	50,000			(2,338)	47,662	50,000			(2,104)	(495)
4TS109	Glendening Athletics Scholarship	-	50,000			264	50,264	50,000			(2,044)	(481)
4TU001	Tad Ackman & Robin Gorsky Schl	22,719	26	(469)	(110)	162	21,749	17,135	1GF036	UFDEAN	(480)	(113)
				(234)	(55)				1GC140	UCENGL	(240)	(56)
				(234)	(55)				1GC150	UCCMN0	(240)	(56)
4TU002	Joyce Hiller Kinesiology Scholarshi	58,703	500	(2,401)	(565)	399	56,637	48,858	1GF044	UFKINE	(2,501)	(588)
4TU003	Coe-Hall Fund	206,545		(8,522)	(2,005)	1,463	197,480	130,407	1GT003	UTDC04	(8,719)	(2,052)
4TU004	Mid-Atlantic Region Chapter Sc	50,065		(2,066)	(486)	355	47,868	39,820	1GU275	UUFAID	(2,113)	(497)
4TU005	Minigan Family Scholarship	47,214	1,000	(1,906)	(448)	372	46,232	38,738	1GU257	UUFAID	(1,995)	(470)
4TU006	James Trainor Memorial Scholarship	81,489	2,000	(3,318)	(781)	464	79,854	71,475	1GU292	UUFAID	(3,484)	(820)
4TU007	Pickett Family Scholarship Fund	712,360		(29,393)	(6,916)	5,045	681,095	574,414	1GU291	UUFAID	(30,071)	(7,076)
4TU008	Class of 1958 Endowed Scholarship	110,447	1,800	(4,547)	(1,070)	841	107,471	104,034	1GU319	UUFAID	(4,663)	(1,097)
4TU009	Roger Bougie '56 Scholarship Fund	189,605		(7,823)	(1,841)	1,343	181,284	171,365	1GU306	UUFAID	(8,004)	(1,883)
4TU010	Class of 1956 Endowed Scholarship	181,296	50	(7,459)	(1,755)	1,282	173,413	160,121	1GU294	UUFAID	(7,656)	(1,802)
4TU011	McCaffrey Endowed Scholarship Fund	119,889		(4,947)	(1,164)	849	114,627	101,729	1GU297	UUFAID	(5,061)	(1,191)
4TU012	Wyman Endowed Scholarship Fund	146,076		(6,027)	(1,418)	1,034	139,665	120,000	1GU300	UUFAID	(6,166)	(1,451)
4TU013	Class of 1957 Endowed Scholarship	372,832	1,100	(15,340)	(3,610)	2,650	357,632	345,496	1GU301	UUFAID	(15,741)	(3,704)
4TU014	Weglarz Memorial Scholarship Fund	75,432		(3,112)	(732)	534	72,121	69,000	1GU303	UUFAID	(3,184)	(749)
4TU015	Lloyd & Edna Heidgerd Endowed Schol	389,169		(11,635)	(2,738)	2,797	377,593	367,935	1GB227	UBDEAN	(16,671)	(3,923)
4TU016	Libbey '79 End. Fund-Sci. Diversity	229,004	10,000	(9,039)	(2,127)	1,158	228,996	219,550	1GU305	UUFAID	(10,110)	(2,379)
4TU017	Rydin Family Scholarship Fund	121,545		(5,015)	(1,180)	861	116,210	100,000	1GU307	UUFAID	(5,131)	(1,207)
4TU018	UNH Rollinsford Area Scholarship	332,275		(13,710)	(3,226)	2,353	317,692	279,075	1GU308	UUFAID	(14,026)	(3,300)
4TU019	Selma Naccach-Hoff Schol-Liberal Ar	37,441	2,000	(1,545)	(364)	229	37,762	32,500	1GU309	UUFAID	(1,623)	(382)
4TU020	Takeuchi '48 & Rantala '44 Schlrshp	78,595		(3,243)	(763)	557	75,146	75,245	1GU310	UUFAID	(3,318)	(781)
4TU021	Harvey E. Bergeron, Sr. Scholarship	93,589	1,000	(3,862)	(909)	616	90,434	85,188	1GU313	UUFAID	(3,993)	(939)
4TU022	70's Decade Alumni Scholarship Fund	50,193	6,850	(2,071)	(487)	1,058	55,543	53,110	1GU317	UUFAID	(2,119)	(499)
4TU023	William H Heywood '60 Scholarship	48,839	4,500	(2,015)	(474)	515	51,365	50,700	1GU314	UUFAID	(2,146)	(505)
4TU024	Paul Shea '51 Memorial Scholarship	26,514	500	(1,073)	(252)	165	25,853	26,845	1GU312	UUFAID	(1,141)	(269)
4TU025	Fred J Bennett '54 Scholarship Fund	73,993	25,000	(3,053)	(718)	(119)	95,103	98,900	1GU315	UUFAID	(4,199)	(988)
4TU026	Claycomb '75 Environmental Sciences	62,956		(2,598)	(611)	446	60,193	50,000	1GU318	UUFAID	(2,658)	(625)
4TU027	Andrew Janetos Scholarship Endowmen	25,022		(1,032)	(243)	177	23,924	25,000	1GU320	UUFAID	(1,056)	(249)
4TU028	Verne & Kay Brown Elec & Comp Scho	62,859		(2,594)	(610)	445	60,100	50,920	1GU338	UUFAID	(2,653)	(624)
4TU029	John '54 & Anne '56 Boehle Schlrshp	40,638		(1,677)	(395)	288	38,854	37,869	1GU329	UUFAID	(1,715)	(404)
4TU030	PBAllen '58 Tau Kappa Epsilon Schol	278,364		(11,486)	(2,703)	1,971	266,147	255,600	1GU331	UUFAID	(11,751)	(2,765)
4TU031	Col John Howard Blewett Scholarship	70,090	500	(2,850)	(670)	473	67,544	62,385	1GS134	USAADM	(2,982)	(702)
4TU033	J Todd Minor '76 Schol/Life Science	64,906		(2,678)	(630)	460	62,057	50,000	1GU330	UUFAID	(2,740)	(645)

UNIVERSITY OF NEW HAMPSHIRE FOUNDATION, INC.
DETAILED STATEMENT OF CHANGES IN ENDOWMENT AND SIMILAR FUNDS
WITH ADDITIONAL INFORMATION ON DISTRIBUTIONS
FOR THE YEAR ENDED JUNE 30, 2020

FUND	FUND NAME	MARKET VALUE 6/30/2019	NET		FY20 MARKET APPRECIATION	MARKET VALUE 6/30/2020	BOOK VALUE 6/30/2020	FY20 PAYOUT		FY21 DISTRIBUTION		
			ADDITIONS GIFTS & TRANSFERS	FY20 DISTRIBUTION PURPOSE				MGMT FEE	FUND	ORG	PURPOSE	MGMT FEE
4TU035	Northeast Passage Athletic Excellen	50,415		(2,080)	(489)	357	48,203	36,800	1GU333	UUFAID	(2,128)	(501)
4TU036	Jay McSharry '90 Diversity Schlrsrp	66,866		(2,759)	(649)	474	63,932	57,100	1GU335	UUFAID	(2,823)	(664)
4TU037	Robert & Tina Dudley Scholarship Fn	30,482		(1,258)	(296)	216	29,144	25,000	1GU337	UUFAID	(1,287)	(303)
4TU038	Ambrose Occupational Therapy Schol	133,177	10,000	(5,046)	(1,187)	864	137,808	129,665	1GU322	UUFAID	(5,860)	(1,379)
4TU039	Hannaway '58 Scholarship Fund	64,050		(2,643)	(622)	454	61,239	56,000	1GU336	UUFAID	(2,704)	(636)
4TU040	Carol & Richard Trombly Scholarship	30,286	100	(1,250)	(294)	211	29,054	25,100	1GU385	UUFAID	(1,283)	(302)
4TU041	Alice Freeman Reed Scholarship Fund	48,837		(2,015)	(474)	346	46,694	38,209	1GU346	UUFAID	(2,062)	(485)
4TU042	Muriel M. Barr Nursing Scholarship	197,899		(8,166)	(1,921)	1,401	189,213	168,037	1GU345	UUFAID	(8,354)	(1,966)
4TU043	Walter Calderwood, Jr. '34 Schol.	50,417		(2,080)	(489)	357	48,204	40,000	1GU341	UUFAID	(2,128)	(501)
4TU044	UNH Foundation Scholarship Fund	59,189	50	(2,442)	(575)	420	56,642	50,050	1GU343	UUFAID	(2,499)	(588)
4TU045	Jane & Lincoln Colby Scholarship	108,593		(4,481)	(1,054)	769	103,827	100,000	1GU348	UUFAID	(4,584)	(1,079)
4TU046	Kerry Duncan Forbes Scholarship	41,395	500	(1,708)	(402)	270	40,054	35,993	1GU349	UUFAID	(1,768)	(416)
4TU048	Steelman Athletics Scholarship Fund	33,325	5,000	(1,375)	(324)	(99)	36,527	32,020	1GU351	UUFAID	(1,407)	(331)
4TU049	Paul & Ann Stewart Memorial Schol.	71,749	10,000	(2,533)	(596)	622	79,241	75,000	1GU352	UUFAID	(3,052)	(718)
4TU050	Doug & Stella Scamman Scholarship	30,181		(1,245)	(293)	214	28,856	25,000	1GU353	UUFAID	(1,274)	(300)
4TU051	James Page & Amy Sherman Endowment	35,916		(1,482)	(349)	254	34,339	30,000	1GU354	UUFAID	(1,516)	(357)
4TU052	The Patrick Family Scholarship Fund	40,601	10,000	(1,534)	(361)	381	49,088	45,667	1GU357	UUFAID	(1,862)	(438)
4TU053	Gay Brookes '61 Scholarship Fund	63,161	8,333	(2,606)	(613)	334	68,609	62,833	1GU356	UUFAID	(2,666)	(627)
4TU054	John D. DuRie Family Scholarship	37,612		(1,511)	(356)	267	36,013	32,301	1GU358	UUFAID	(1,590)	(374)
4TU055	The Zissi Family Scholarship Fund	55,645		(2,296)	(540)	394	53,203	50,000	1GU359	UUFAID	(2,349)	(553)
4TU056	A. Storace DMD, Family Scholarship	40,533		(1,672)	(394)	287	38,754	35,000	1GU360	UUFAID	(1,711)	(403)
4TU057	Hitchiner Manufacturing Scholarship	73,147		(2,591)	(610)	522	70,469	65,000	1GU361	UUFAID	(3,111)	(732)
4TU058	Dupont Family Scholarship Fund	29,643		(1,223)	(288)	210	28,342	25,000	1GU362	UUFAID	(1,251)	(294)
4TU059	Deborah Ann Lada '78 Scholarship	57,048		(2,354)	(554)	404	54,544	49,890	1GU363	UUFAID	(2,408)	(567)
4TU060	Martha R. Stebbins Scholarship Fund	70,848	2,000	(2,795)	(658)	409	69,804	64,450	1GU364	UUFAID	(3,082)	(725)
4TU061	Thomas E. Callahan '62 Family Fund	29,949		(1,236)	(291)	212	28,635	25,046	1GU365	UUFAID	(1,264)	(297)
4TU062	Virginia F. Small Scholarship Fund	66,884	600	(2,359)	(555)	451	65,020	62,113	1GU366	UUFAID	(2,871)	(675)
4TU063	Cheryl Dickson '63 Athletics Schol.	29,901		(1,234)	(290)	212	28,588	25,000	1GU367	UUFAID	(1,262)	(297)
4TU064	The Carver Scholarship Fund	55,583	5,500	(2,293)	(540)	136	58,386	53,500	1GU368	UUFAID	(2,578)	(607)
4TU065	K. McKinnon '62 Athletics Schol.	31,640		(1,306)	(307)	224	30,252	25,846	1GU369	UUFAID	(1,336)	(314)
4TU066	Michael Riley Memorial Scholarship	32,733		(1,351)	(318)	232	31,297	29,079	1GU370	UUFAID	(1,382)	(325)
4TU067	M. Christine Dwyer '72G Scholarship	64,618	30,000	(2,666)	(627)	(369)	90,955	90,000	1GU371	UUFAID	(4,016)	(945)
4TU068	Todd W. Hansen '86 Memorial Schol.	49,050		(1,979)	(466)	348	46,953	42,735	1GU372	UUFAID	(2,073)	(488)
4TU069	J. Morgan & Tara Rutman Scholarship	29,903		(1,234)	(290)	212	28,591	25,000	1GU373	UUFAID	(1,262)	(297)
4TU070	Harry A. Schult Scholarship Fund	70,231		(2,898)	(682)	497	67,148	65,000	1GU374	UUFAID	(2,965)	(698)
4TU071	Bradley & Judith Aiken Scholarship	29,303		(1,209)	(285)	208	28,017	25,000	1GU375	UUFAID	(1,237)	(291)
4TU072	Barbara Rose Noonan Scholarship	27,780	11	(1,146)	(270)	197	26,572	25,011	1GU376	UUFAID	(1,173)	(276)
4TU073	Richard E. Galway '66 Scholarship	29,670		(1,224)	(288)	210	28,368	25,000	1GU378	UUFAID	(1,252)	(295)
4TU074	Sharyn Zunz Scholarship Fund	129,767	70	(5,350)	(1,259)	919	124,147	111,432	1GU379	UUFAID	(5,478)	(1,289)
4TU075	Class of 1970 Scholarship Fund	33,113	6,155	(1,344)	(316)	164	37,772	33,730	1GU381	UUFAID	(1,485)	(350)
4TU076	Lloyd & Beverley Jordan Scholarship	174,599		(7,204)	(1,695)	1,236	166,936	144,278	1GU382	UUFAID	(7,370)	(1,734)
4TU077	Judith Anne Hill '48 Scholarship	60,956		(2,515)	(592)	432	58,281	50,000	1GU393	UUFAID	(2,573)	(605)
4TU078	Dr. Filson H Glanz Scholarship-CEPS	60,956		(2,515)	(592)	432	58,281	50,000	1GU387	UUFAID	(2,573)	(605)
4TU079	MBA Class of 1987 Scholarship Fund	135,907		(5,608)	(1,319)	962	129,942	125,000	1GE125	UEDEAN	(5,737)	(1,350)
4TU080	Ellis-Armstrong Family Scholarship	58,334		(2,407)	(566)	413	55,774	51,000	1GU412	UUFAID	(2,462)	(579)
4TU081	Charles & Miriam Nelson Scholarship	221,480		(8,078)	(1,901)	1,578	213,080	200,000	1GU400	UUFAID	(9,408)	(2,214)
4TU082	Hitchiner Mfg Schol. for Business	60,648		(2,502)	(589)	429	57,986	52,000	1GU413	UUFAID	(2,560)	(602)
4TU083	Eugene A. Savage Scholarship Fund	36,913	1,350	(1,519)	(357)	204	36,591	34,350	1GU391	UUFAID	(1,611)	(379)
4TU084	McDevitt Family Scholarship Fund	50,852		(2,098)	(494)	360	48,620	46,000	1GU392	UUFAID	(2,147)	(505)
4TU086	Class of 1963 Scholarship Fund	100,118	1,175	(4,084)	(961)	668	96,916	89,068	1GU395	UUFAID	(4,278)	(1,007)
4TU087	Joseph & Susan Garofoli Scholarship	108,630		(4,482)	(1,055)	769	103,863	100,563	1GU396	UUFAID	(4,586)	(1,079)

UNIVERSITY OF NEW HAMPSHIRE FOUNDATION, INC.
DETAILED STATEMENT OF CHANGES IN ENDOWMENT AND SIMILAR FUNDS
WITH ADDITIONAL INFORMATION ON DISTRIBUTIONS
FOR THE YEAR ENDED JUNE 30, 2020

FUND	FUND NAME	MARKET VALUE 6/30/2019	NET		FY20 MARKET APPRECIATION	MARKET VALUE 6/30/2020	BOOK VALUE 6/30/2020	FY20 PAYOUT		FY21 DISTRIBUTION		
			ADDITIONS GIFTS & TRANSFERS	FY20 DISTRIBUTION PURPOSE				MGMT FEE	FUND	ORG	PURPOSE	MGMT FEE
4TU088	Carl Sherman Batchelder Scholarship	289,610		(11,950)	(2,812)	2,051	276,899	256,910	1GU401	UUFAID	(12,225)	(2,877)
4TU090	Jeannette & Cedric Ruiters Scholarship	106,279		(4,385)	(1,032)	753	101,614	100,000	1GU399	UUFAID	(4,486)	(1,056)
4TU092	Pilot Scholarship Fund	810,837		(33,456)	(7,872)	5,742	775,251	775,555	1GU414	UUFAID	(34,228)	(8,054)
4TU094	Matthew J. Witkos '89 Scholarship	36,562		(1,509)	(355)	259	34,957	34,854	1GU402	UUFAID	(1,543)	(363)
4TU095	Charron Class of 1964 Scholarship	53,601	200	(2,203)	(518)	400	51,479	50,600	1GU398	UUFAID	(2,263)	(533)
4TU096	Angelo & Stewart Volpe Scholarship	105,486		(4,353)	(1,024)	747	100,856	100,000	1GU415	UUFAID	(4,453)	(1,048)
4TU097	Ernest J. Clarke '59 Art Scholarship	188,288		(7,769)	(1,828)	1,333	180,025	178,496	1GU404	UUFAID	(7,948)	(1,870)
4TU098	The Clark Family Scholarship Fund	53,036		(2,188)	(515)	376	50,708	50,000	1GU405	UUFAID	(2,239)	(527)
4TU102	Robart 73 & Shanahan 74 Scholarship	78,371	75	(3,230)	(760)	552	75,008	73,761	1GU409	UUFAID	(3,312)	(779)
4TU104	Barbara & Irwin Wood Scholarship	177,717	25,000	(7,266)	(1,710)	182	193,924	195,000	1GU411	UUFAID	(8,562)	(2,015)
4TU105	Gorman Family Fund	209,938		(8,662)	(2,038)	1,487	200,724	200,000	1GU410	UUFAID	(8,862)	(2,085)
4TU106	George Guptill '28 Memorial Schol.	107,082		(4,418)	(1,040)	758	102,382	99,938	1GU425	UUFAID	(4,520)	(1,064)
4TU107	Great East Scholarship Fund	42,814	10,000	(1,740)	(409)	(127)	50,538	50,000	1GU426	UUFAID	(2,231)	(525)
4TU108	NH Veterans Family Scholarship Fund	103,079		(4,253)	(1,001)	730	98,555	96,100	1GU421	UUFAID	(4,351)	(1,024)
4TU109	Connie Chung & Maury Povich Schol.	102,705		(4,238)	(997)	727	98,197	99,541	1GU424	UUFAID	(4,335)	(1,020)
4TU112	June C. Tanner Endowed Scholarship	498,475		(20,568)	(4,840)	3,530	476,598	459,541	1GU423	UUFAID	(21,042)	(4,951)
4TU113	Clyde & Patricia Coolidge Scholarsh	57,624		(2,378)	(559)	408	55,095	52,095	1GU422	UUFAID	(2,432)	(572)
4TU114	A. Leonard Seeche Family Scholarship	38,298		(1,580)	(372)	271	36,617	32,871	1GU432	UUFAID	(1,617)	(380)
4TU115	Staff Sgt Ryan Pitts 13 Scholarship	77,569	1,370	(3,199)	(753)	504	75,491	67,889	1GU407	UUFAID	(3,330)	(783)
4TU116	Steven Kent & Nancy Pieri Scholarsh	31,238	10,000	(1,289)	(303)	(214)	39,432	40,000	1GU430	UUFAID	(1,741)	(410)
4TU120	Susan H. McFarland '72 Scholarship	103,448		(4,268)	(1,004)	733	98,908	100,000	1GU429	UUFAID	(4,367)	(1,028)
4TU122	Richard & Margot Oman Scholarship	79,363	50,000	(2,211)	(520)	(2,879)	123,752	125,000	1GU435	UUFAID	(3,409)	(802)
4TU123	Erick Faul '00 Scholarship Fund	56,506	10,000	(2,332)	(549)	(35)	63,591	62,500	1GU438	UUFAID	(2,808)	(661)
4TU124	Elias W. Gordon '59 Scholarship	128,470		(5,301)	(1,247)	910	122,832	118,885	1GU439	UUFAID	(5,423)	(1,276)
4TU126	Winfred Nichols '33 Family Schol.	25,478		(839)	(197)	182	24,623	25,000	1GU446	UUFAID	(1,087)	(256)
4TU127	David Burton Scholarship for Math	78,598	150	(3,243)	(763)	550	75,291	78,950	1GU445	UUFAID	(3,324)	(782)
4TU128	Stuart Eynon '49 Family Scholarship	49,333		(2,036)	(479)	349	47,168	50,000	1GU437	UUFAID	(2,083)	(490)
4TU129	Peter and Nancy French Scholarship	30,503		(831)	(196)	220	29,697	30,000	1GU442	UUFAID	(1,311)	(309)
4TU131	Martha Oakman Clinton 65 Arts Schol	40,556	20,000	(1,673)	(394)	(648)	57,841	60,000	1GU444	UUFAID	(2,554)	(601)
4TU135	A. Basso & V. Luti Scholarship	104,269	50,000	(4,302)	(1,012)	(1,599)	147,355	150,000	1GU447	UUFAID	(6,506)	(1,531)
4TU136	Harold V. Jordan '49 Scholarship	9,896	10,842	(408)	(96)	(402)	19,832	20,842	1GU450	UUFAID	(876)	(206)
4TU137	George Janetos Scholarship-Straff.	103,458				772	104,230	100,000			(4,602)	(1,083)
4TU138	George Janetos Scholarship-Coos	103,458				772	104,230	100,000			(4,602)	(1,083)
4TU139	George Janetos M.E. Scholarship	103,458				772	104,230	100,000			(4,602)	(1,083)
4TU144	Montrone Family Scholarship	-	48,000			(1,234)	46,766	48,000			(2,065)	(486)
4TU145	Helen D. Gawron '46 Scholarship	-	167,880			(5,543)	162,337	167,880			(7,167)	(1,686)
4TU147	Rudnick Student of Distinction	-	10,000			(690)	9,310	10,000				
4TX001	Heckel Ext Educator Fellowship	44,460		(1,834)	(432)	315	42,509	35,267	1GX035	UXADMS	(1,877)	(442)
4TX002	NH 4-H Alliance Endowed Fund	30,770		(1,270)	(299)	218	29,420	29,465	1GX028	UXFHFD	(1,299)	(306)
4TX003	Anna Mosher Boardman 4-H Fund	37,398		(1,543)	(363)	265	35,757	30,655	1GX029	UXFHFD	(1,579)	(371)
4TX004	Coos County 4h Youth Dev Fund	13,043		(538)	(127)	92	12,471	10,600	1GX015	UXFHFD	(551)	(130)
4TX005	Paul Carbino 4-H Scholarship	3,854		(159)	(37)	27	3,685	3,077	1GX023	UXFHFD	(163)	(38)
4TX006	Tom Fairchild 4-H Dairy Fund	92,945	3,735	(3,808)	(896)	473	92,449	82,826	1GX022	UXFHFD	(3,969)	(934)
4TX007	Carl Hess 4-H Memorial Fund	67,319		(2,778)	(654)	477	64,364	53,238	1GX018	UXFHFD	(2,842)	(669)
4TX008	Internat'l 4h Youth Exchange	13,037		(538)	(127)	92	12,465	10,500	1GX027	UXFHFD	(550)	(129)
4TX009	Ruth Kimball 4-H Endowed Fund	171,869	5,150	(7,016)	(1,651)	1,014	169,366	145,996	1GX016	UXFHFD	(7,440)	(1,751)
4TX010	George D Kidder Fund	18,388		(759)	(179)	130	17,581	14,875	1GX020	UXFHFD	(776)	(183)
4TX011	NH 4-H Milk Dealers Fund	33,147		(1,368)	(322)	235	31,692	31,311	1GX019	UXFHFD	(1,399)	(329)
4TX012	NH 4-H Poultry Endowment	5,127		(212)	(50)	36	4,902	4,122	1GX026	UXFHFD	(216)	(51)
4TX013	NH 4-H Horse Endowment	7,161	150	(291)	(69)	47	6,997	5,921	1GX025	UXFHFD	(307)	(72)
4TX014	Lucile Poland Teen Conference	2,897		(120)	(28)	21	2,770	2,322	1GX024	UXFHFD	(122)	(29)

UNIVERSITY OF NEW HAMPSHIRE FOUNDATION, INC.
DETAILED STATEMENT OF CHANGES IN ENDOWMENT AND SIMILAR FUNDS
WITH ADDITIONAL INFORMATION ON DISTRIBUTIONS
FOR THE YEAR ENDED JUNE 30, 2020

FUND	FUND NAME	MARKET VALUE 6/30/2019	NET ADDITIONS		FY20 MARKET		MARKET VALUE 6/30/2020	BOOK VALUE 6/30/2020	FY20 PAYOUT		FY21 DISTRIBUTION	
			GIFTS & TRANSFERS	FY20 DISTRIBUTION PURPOSE	MGMT FEE	APPRECIATION			FUND	ORG	PURPOSE	MGMT FEE
4TX015	Skoglund Endowed 4-H Fund	60,097	150	(2,480)	(583)	419	57,603	48,667	1GX017	UXFHFD	(2,543)	(598)
4TX016	Carroll T Stoddard Fund	15,116	300	(624)	(147)	112	14,758	12,739	1GX021	UXFHFD	(642)	(151)
4TX017	Caswell-Research, Teaching, Outreac	381,743	25,000	(15,751)	(3,706)	3,633	390,919	354,583	1GX036	UXLLMP	(16,115)	(3,792)
4TX018	Ruth Stimson Community Outreach Fun	53,752		(2,218)	(522)	381	51,393	41,612	1GX037	UXADMS	(2,269)	(534)
4TX019	Marshall 4-H Youth Opportunities Fn	35,253		(1,455)	(342)	250	33,706	25,000	1GX040	UXFHFD	(1,488)	(350)
4TX020	Dalrymple Community Outreach Fund	47,572		(1,963)	(462)	337	45,484	37,600	1GX041	UXSNHC	(2,008)	(473)
4TX021	William Spaulding Sea Grant Endowmn	15,031		(620)	(146)	106	14,371	12,977	1GX046	UXWMRS	(635)	(149)
4TX022	Briggs NH Land & Water Education Fn	338,499		(13,967)	(3,286)	2,397	323,643	260,482	1GX052	UXFRWL	(14,289)	(3,362)
4TX023	Pike Coop Ext Volunteer Leadership	55,273	2,660	(2,278)	(536)	323	55,441	54,245	1GX061	UXADMS	(2,443)	(575)
4TZ001	Iona Hubbard Climate Change Ed	2,310,312		(97,476)	(22,936)	121,198	2,311,098	1,861,221	1GZ003	UZCC00	(97,476)	(22,118)
4TZ004	Herriott & Herrin Scholarship		103,691			(4,466)	99,226	103,691			(4,381)	(1,031)
TOTAL TRUE ENDOWMENTS (POOLED-RESTRICTED)		188,705,139	3,705,205	(7,367,595)	(1,754,837)	3,108,550	186,396,462	154,429,132			(7,976,998)	(1,890,350)
TOTAL TRUE ENDOWMENTS (POOLED)		190,963,649	3,712,646	(7,460,785)	(1,776,765)	3,124,220	188,562,967	156,238,485			(8,072,651)	(1,912,856)
TOTAL UNH FOUNDATION ENDOWMENT AND SIMILAR FUNDS (POOL		236,325,733	7,914,903	(9,664,080)	(2,158,355)	3,378,917	235,797,117	204,103,380			(10,322,189)	(2,304,640)
		0	-	-	-	(0)	-	(0)			-	-
LIFE INCOME AND ANNUITIES												
4MG014	K.V.R. Dey, Jr. Charitable Remainder Unitrust	294,759		(20,242)	(5,454)	9,538	278,602	260,300				
4MG015	Dickie Family Charitable Remainder Unitrust	32,140		(1,564)	(959)	(458)	29,159	28,246				
4MG050	John E. Garnsey Charitable Remainder Unitrust	16,542		(1,134)	(404)	(98)	14,905	14,341				
4MG130	David & Jerilyn Brownell Unitrust	119,916		(5,844)	(1,536)	(1,181)	111,355	113,242				
4MG135	Joe J. Paterno Unitrust	1,002,843		(80,993)	(8,320)	(10,643)	902,887	921,434				
Various	UNHF Pooled Income Fund	418,063	(12,915)	(18,374)	(5,594)	(16,156)	365,023	394,325				
Various	UNHF Pooled Annuities	3,395,968	(747,926)	(205,368)	(27,313)	26,170	2,441,531	2,040,097				
TOTAL LIFE INCOME AND ANNUITIES		5,280,230	(760,841)	(333,519)	(49,580)	7,173	4,143,462	3,771,985				
			-	-	-	(0)	-	-				
TOTAL ENDOWMENT & SIMILAR FUNDS		\$ 241,605,963	7,154,061	(9,997,600)	(2,207,936)	3,386,090	239,940,579	207,875,366				
		0										

*4QG001 book and market value was transferred to 4QA006 in FY20

**KEENE ENDOWMENT ASSOCIATION
 DETAIL STATEMENT OF CHANGES IN ENDOWMENT
 WITH ADDITIONAL INFORMATION ON DISTRIBUTIONS
 FOR THE YEAR ENDED JUNE 30, 2020**

FUND	FUND NAME	BOOK VALUE		MARKET VALUE 6/30/2019	NET ADDITIONS PRIMARILY GIFTS	FY20 DISTRIBUTION		FY20 MARKET APPRECIATION
		6/30/2019	6/30/2020			PURPOSE	MGMT FEE	
<u>INTERNALLY DESIGNATED - UNRESTRICTED</u>								
5DEZ40	Keene Endow Assoc Gen Fund Income	-	-	24,664	253	-	(212)	672
<u>TRUE ENDOWMENTS POOLED - RESTRICTED</u>								
5TEZ01	Maxfield L Young Mem Schol Endow	64,038	64,038	211,769	-	(8,400)	(1,843)	9,202
5TEZ02	Harry C Tebbetts Scholarhip Endow	650,022	650,022	1,871,411	-	(74,450)	(16,291)	81,304
5TEZ03	Marion Frost Hudson '53 Mem. Schol	11,630	11,730	60,480	100	(1,650)	(530)	304
5TEZ04	Frank H Blackington Jr Mem Schol	17,472	17,472	43,943	-	(1,700)	(383)	1,912
5TEZ05	Dorothy E Potter '45 Mem Schol	14,637	14,637	36,591	-	(1,400)	(318)	1,602
5TEZ06	KSC Student Memorial Schol Endow	64,508	64,508	288,611	-	(11,450)	(2,512)	12,556
5TEZ07	Fred Simmons Memorial Schol Endow	33,371	33,371	73,540	-	(2,900)	(636)	3,206
5TEZ08	KSC Family Assistance Schol Endow	13,569	13,569	76,197	-	(3,000)	(663)	3,312
5TEZ09	KSC Alumni Association Schol Endow	163,736	164,236	474,701	500	(18,800)	(4,131)	20,668
5TEZ10	David C Staples Memorial Schol	444,317	1,151,220	748,786	706,903	(20,000)	(6,566)	(14,286)
5TEZ11	Margaret E Siegert '84 Mem Schol	34,882	34,882	63,464	-	(2,000)	(552)	2,800
5TEZ12	Teacher Education Scholarship	170,003	170,317	291,313	314	(10,500)	(2,526)	13,012
5TEZ13	Giovannangeli Family Schol Endow	30,958	31,133	74,083	175	(2,000)	(647)	359
5TEZ14	Lydia Pellerin Tolman '47 Mem Schol	26,470	26,570	60,201	100	(2,350)	(524)	2,628
5TEZ15	Leona Day Henderson '18 Schol	36,015	36,015	176,117	-	(7,000)	(1,533)	7,652
5TEZ16	David Hatch Battenfeld Mem Award	9,092	10,542	16,390	1,450	(600)	(138)	1,010
5TEZ17	Capt Michael J Watters 86 Mem Schol	85,364	85,439	131,837	75	(5,150)	(1,147)	5,763
5TEZ18	Peter Jenkins Memorial Schol Endow	20,872	20,922	35,671	50	(1,350)	(310)	1,570
5TEZ19	Frank Blackington Jr Language Award	9,933	9,933	21,726	-	(750)	(188)	990
5TEZ20	Julia McHale Redfern Memorial Prize	9,764	9,764	28,586	-	(750)	(251)	141
5TEZ21	Levine Mellion Parent Award	5,754	5,754	15,043	-	-	(131)	73
5TEZ22	Aubrey Thomas '62 Biology Award	20,935	20,935	30,687	-	(1,150)	(267)	1,350
5TEZ23	Marion Frost Hudson '53 Book Endow	10,298	24,735	38,853	-	(1,500)	(338)	26,861
5TEZ24	Bernice D Turner '16 Mem Book Fund	13,437	-	24,163	1,000	(850)	(205)	(24,108)
5TEZ25	Harry Preston Book Fund Endowment	4,606	4,606	18,403	-	-	(160)	836
5TEZ26	Franklyn C Redfern Mem Book Fund	6,810	6,810	22,158	-	(434)	(194)	108
5TEZ27	KEA Thorne-Sagendorph Art Gallery	279,720	279,720	942,375	-	(37,450)	(8,203)	40,956
5TEZ29	Marion Wood '26 Room Endowment	15,806	15,806	43,294	-	(100)	(376)	2,012
5TEZ30	Barbara J Seelye Memorial Endow	8,358	8,358	21,254	-	(800)	(185)	926
5TEZ31	Franklin Roberts '24 Geography Fund	10,385	10,385	46,324	-	(1,800)	(403)	2,016

5TEZ33	KEA Class of 1939 International Edu	15,004	15,004	28,649	-	(1,030)	(249)	1,252
5TEZ34	Rosensaft Scholarship Endowment	11,533	11,533	41,908	-	(1,650)	(365)	1,822
5TEZ37	Phi Lambda Chi Scholarship Endow	11,901	11,901	31,850	-	(1,200)	(277)	1,395
5TEZ38	Michael D Keller Memorial Endowment	29,717	30,282	49,318	565	(1,900)	(428)	2,171
5TEZ41	Costin Family Scholarship Endowment	45,035	45,035	64,664	-	(2,500)	(563)	2,828
5TEZ44	KEA Redfern Arts Center Endowment	54,684	87,524	82,805	32,840	(2,000)	(518)	5,616
5TEZ45	Francis Oliver Campus Beautificatio	31,496	31,938	64,259	442	(2,000)	(557)	1,885
5TEZ46	Fred L Barry 36 Graduate Fellowship	48,513	48,513	157,726	-	(4,300)	(1,382)	775
5TEZ48	Norma W Walker '51 Schol Endow	30,704	31,129	40,594	425	(1,450)	(326)	1,843
5TEZ49	Ann C Peters Scholarship Endowmnt	27,645	27,545	42,581	(100)	(800)	(371)	211
5TEZ50	Class of 1958 Schol for Teacher Ed	52,360	53,985	79,083	1,625	(2,000)	(680)	3,691
5TEZ51	Dorothea Kitlan Scholarship Endow	936,277	936,277	1,375,838	-	(54,550)	(11,975)	59,851
5TEZ52	Class of 1960 Endowed Scholarship	58,180	59,505	91,584	1,325	(3,000)	(785)	4,122
5TEZ53	Staples, David C. Nusing Schol-End	144,405	497,901	201,024	353,496	(5,500)	(1,763)	(7,993)
5TEZ54	Class of 1962 Scholarship - Endow	47,226	47,376	64,288	150	(2,000)	(555)	2,881
5TEZ55	Class of 1957 Endowed Sch Teach Ed	38,571	39,171	48,366	600	(1,750)	(419)	2,165
5TEZ56	Megna Family Endowed Scholarship	35,000	35,000	41,948	-	(1,200)	(272)	1,991
5TEZ57	Dr. Howard Smith Schl Endowment	150,000	150,000	186,127	-	(7,150)	(1,611)	8,427
5TEZ58	Faust, John and Cynthia Schl	26,200	26,500	32,079	300	(1,200)	(276)	1,409
5TEZ59	Elizabeth Staples Opportunity Schl	110,100	463,596	136,398	353,496	(3,700)	(1,196)	(8,310)
5TEZ60	History Scholarship Fund	50,600	50,600	66,157	-	(2,550)	(561)	3,223
5TEZ61	Leonard Endow. Schl. Disabilities	100,550	100,550	119,654	-	(2,200)	(1,018)	4,047
5TEZ62	Leonard Endowed Schl in Music	100,100	100,100	123,672	-	(4,850)	(1,046)	6,447
5TEZ63	Rodney R. Adams '72 Mem. Schp. Fund	20,000	20,000	29,074	-	(1,100)	(253)	1,278
5TEZ64	Jue Community Service Endowment	22,000	27,500	28,027	5,500	(1,000)	(238)	1,780
5TEZ65	Global Opportunities Fund	16,285	19,345	20,265	3,060	-	(157)	1,229
5TEZ66	Olive F Jennison Award Endowment	44,342	50,342	53,089	6,000	(1,825)	(415)	1,362
5TEZ67	Robert and Alice Johnson Sch Ed	30,000	35,000	37,014	5,000	(1,000)	(313)	2,216
5TEZ68	Lora Adams Mem Nutri & Health Endow	20,000	20,000	24,091	-	(500)	(203)	1,310
5TEZ70	Dr Rose Kundanis Journalism Endow	26,470	27,075	28,521	605	-	(239)	1,036
5TEZ71	Carole Russell Memorial Endowment	32,773	35,252	37,755	2,479	-	(260)	2,089
5TEZ72	Raymond & Dorothy M Jobin Endowment	26,001	27,212	30,239	1,211	-	(223)	1,585
5TEZ73	Samuel Martin '09 Mem Schol Endowme	24,050	25,218	28,138	1,169	-	(227)	1,595
5TEZ74	Don Baldini Music Scholarship Endow	20,170	20,170	23,588	-	-	(200)	791
5TEZ75	Quin-D Dance Endowment	21,392	21,492	24,894	100	-	(200)	839
5TEZ76	Women's Education Oppor Fund Endow	100,000	100,660	104,900	660	-	-	4,032
5TEZ78	Director Cohen Center HGS Endowment	-	2,500,000	-	2,500,000	-	-	-
5TEZ79	Mary & Lester Shealy Mem Sch Endowm	15,000	25,000	15,000	10,000	-	-	897
5TEZ80	Class of 1964 Teacher Ed Sch Endow	-	38,364	-	38,364	-	-	-
TOTAL ENDOWMENTS		4,861,046	8,891,024	9,643,138	4,029,979	(336,189)	(82,272)	330,523
TOTAL ENDOWMENTS AND INTERNALLY DESIGNATED FUND		4,861,046	8,891,024	9,667,802	4,030,232	(336,189)	(82,484)	331,195

**UNIVERSITY SYSTEM OF NEW HAMPSHIRE
SCHEDULE OF PLANT FUNDS INDEBTEDNESS
AT JUNE 30, 2020**

	ORIGINAL PRINCIPAL	PRINCIPAL OUTSTANDING AS OF JUNE 30, 2020 ⁽¹⁾
BONDED INDEBTEDNESS CONSISTS OF THE FOLLOWING AT JUNE 30, 2020:		
NHHEFA BONDS		
<u>STUDENT FEE SUPPORTED FACILITIES:</u>		
Revenue Bonds, University System of New Hampshire Issue, Series 2005A issued January 2005 with variable interest rate maturing July 1, 2035, authorized by the New Hampshire Health and Education Facilities Authority. Annual payments on a planned schedule ranging from \$300,000 to \$3,700,000 plus interest. Net of unamortized discount of \$125,100.	\$65,000,000	44,400,000
Revenue Bonds, University System of New Hampshire Issue, Series 2005B issued August 2005 with variable interest rate maturing July 1, 2033, authorized by the New Hampshire Health and Education Facilities Authority. Annual payments on a planned schedule ranging from \$865,000 to \$5,610,000 plus interest.	97,360,000	59,600,000
Revenue Bonds, University System of New Hampshire Issue, Series 2011A issued June 2011 with a fixed interest rate of 5.00% maturing July 1, 2021, authorized by the New Hampshire Health and Education Facilities Authority. Net of unamortized premium of \$444,534.	6,000,000	6,000,000
Revenue Bonds, University System of New Hampshire Issue, Series 2011B issued June 2011 with a variable interest rate maturing July 1, 2033, authorized by the New Hampshire Health and Education Facilities Authority. In December 2006, USNH entered a Swaption Agreement with counterparty, receiving fixed interest rate while USNH receives variable interest rate until counterpart executed option in April 2011. 2001 Bonds were defeased and replaced with HEFA 2011B issuance. Proceeds from the swaption transaction of \$2,948,000 are invested in funds functioning as endowment. Related liability-held as long term debt.	42,570,000	28,150,000
Revenue Bonds, University System of New Hampshire Issue, Series 2012A issued April 2012 with a fixed interest rate of 1.70% maturing July 1, 2020, authorized by the New Hampshire Health and Education Facilities Authority. Series 2012A is a refunding of Series 2002 bonds at ten year call date. Annual payments on a planned schedule ranging from \$2,605,000 to \$3,300,000.	23,260,000	3,300,000

**UNIVERSITY SYSTEM OF NEW HAMPSHIRE
SCHEDULE OF PLANT FUNDS INDEBTEDNESS
AT JUNE 30, 2020**

	ORIGINAL PRINCIPAL	PRINCIPAL OUTSTANDING AS OF JUNE 30, 2020 ⁽¹⁾
Revenue Bonds, University System of New Hampshire Issue, Series 2014 issued June 2014 with a fixed interest rate of 1.97% maturing July 1, 2024, authorized by the New Hampshire Health and Education Facilities Authority. The Series 2014 is a refunding of the Series 2009A Bonds maturing on July 1, 2014. Annual payments on a planned schedule ranging from \$1,955,000 to \$2,380,000. Net of unamortized premium of 0.	21,760,000	11,440,000
Revenue Bonds, University System of New Hampshire Issue, Series 2015 issued May 2015 with a fixed interest rate of 3.97% maturing July 1, 2045, authorized by the New Hampshire Health and Education Facilities Authority. Included in this Series 2015 is the advance refunding of the Series 2006B-2 Bonds maturing on July 1, 2016. Annual payments on a planned schedule ranging from \$1,100,000 to \$6,120,000. Net of unamortized premium of \$12,388,742.	116,970,000	107,675,000
Revenue Bonds, University System of New Hampshire Issue, Series 2016 issued May 2016 with a fixed interest rate of 2.66% maturing July 1, 2046, authorized by the New Hampshire Health and Education Facilities Authority. Included in this Series 2016 is the refunding of the Series 2009A Bonds maturing on July 1, 2016. Annual payments on a planned schedule ranging from \$965,000 to \$3,550,000. Net of unamortized premium of \$3,668,862.	53,890,000	47,310,000
Revenue Bonds, University System of New Hampshire Issue, Series 2017A issued December 2017 with a fixed interest rate of 3.13% maturing July 1, 2037, authorized by the New Hampshire Health and Education Facilities Authority. Included in this Series 2017A is the refunding of the Series 2009A Bonds maturing on July 1, 2020 and July 1, 2023. Annual payments on a planned schedule ranging from \$1,760,000 to \$4,240,000. Net of unamortized premium of \$8,782,594.	53,805,000	52,045,000
Revenue Bonds, University System of New Hampshire Issue, Series 2017B issued December 2017 with a fixed interest rate of 3.42% maturing July 1, 2037, authorized by the New Hampshire Health and Education Facilities Authority. Included in this Series 2017B is the refunding of the Series 2007 Bonds maturing on July 1, 2018. Annual payments on a planned schedule ranging from \$1,100,000 to \$3,330,000. Net of unamortized premium of \$0.	49,020,000	45,970,000
TOTAL - BONDED INDEBTEDNESS ISSUED BY NHHEFA	\$529,635,000	405,890,000
TOTAL USNH BONDED INDEBTEDNESS	\$529,635,000	405,890,000

⁽¹⁾excludes discounts and premiums

**UNIVERSITY SYSTEM OF NEW HAMPSHIRE
SUMMARY OF OUTSTANDING CAPITAL LEASE PURCHASES
AT JUNE 30, 2020**

LEASE HOLDER	ITEM	DATE OF AGREEMENT	ORIGINAL TERM IN MONTHS	ANNUAL INTEREST RATE	PRINCIPAL AMOUNT FINANCED	BALANCE 6/30/20
<u>UNIVERSITY OF NEW HAMPSHIRE</u>						
Saulsbury Hill Financial / Bank of Ozark	Cogeneration Plant	4/30/2004	240	4.45%	\$ 18,292,120	6,508,893
TOTAL UNIVERSITY OF NEW HAMPSHIRE					18,292,120	6,508,893
<u>KEENE STATE COLLEGE</u>						
Caterpillar Financial Services Corp	Caterpillar 918M	12/8/2016	120	2.50%	148,900	91,609
Bank of West	Kubota Excavator	10/26/2017	72	4.08%	71,246	36,278
TOTAL KEENE STATE COLLEGE					220,146	127,887
TOTAL UNIVERSITY SYSTEM OF NEW HAMPSHIRE					\$ 18,512,266	6,636,780

**UNIVERSITY SYSTEM OF NEW HAMPSHIRE
SCHEDULE OF INTERNAL BORROWINGS
FOR THE PERIOD ENDED JUNE 30, 2020**

DESCRIPTION/ SOURCE OR REPAYMENT	ORIGINAL/ ADJUSTED LOAN AMOUNT	BALANCE 6/30/2019	FY20 ACTIVITY			BALANCE 6/30/2020	COMMITTED BUT NOT YET SPENT (CASH AVAILABLE) 6/30/2020
			NEW LOANS	CAPITALIZED INTEREST	PRINCIPAL PAYMENTS		
Peter Paul Building <i>February 2011, FAC approved up to \$16,000,000 for the completion of the Peter Paul Building to be repaid over 10 years at 4.0%. September 2011, loan reduced by \$3,500,000 as a result of realized construction savings. May 2012 loan further reduced by \$750,000 as a result of increased fund raising.</i>	11,750,000	3,781,501			1,299,954	2,481,547	
McConnell Hall <i>October 2013, FAC approved up to \$7,500,000 for the renovation of McConnell Hall to be repaid over 10 years at 2.53%. Updated 03/09/2015 with 7,410,000</i>	7,410,000	4,305,975			739,052	3,566,923	
Gables <i>January 2014, FAC approved up to \$8,000,000 for the renovation of Gables to be repaid over 10 years at 2.67%.</i>	7,094,639	4,134,824			707,385	3,427,439	
Buses <i>January 2014, AB approved up to \$1,360,000 to purchase buses to be repaid over 5 years at 1.62%.</i>	1,360,000	141,007			141,007	-	
Hamilton Smith Hall <i>April 2014, FAC approved up to \$37,000,000 to renovate and rebuild Hamilton Smith Hall to be repaid over 20 years with an initial rate of 2.73% to be reset based on Treasury Note rates at 10 year mark. Updated 8.19.2015 per Rhonda Vincent</i>	36,300,000	34,210,303			1,441,382	32,768,921	
Outdoor Pool <i>April 2014, FAC approved up to \$4,500,000 to renovate and rebuild the Outdoor Pool to be repaid over 10 years at 2.73%.</i>	4,500,000	3,487,299			424,811	3,062,488	
Stillings Hall <i>May 2014, AB approved up to \$1,600,000 for funding of infrastructure issues to be repaid over 5 years at 1.57% Final amount = \$1,427,906</i>	1,427,906	147,884			147,884	-	
West Stadium <i>June 2014, FAC approved up to \$20,000,000 for funding of new stadium to be repaid over 20 years at 3.02%</i>	20,000,000	18,108,268			797,548	17,310,720	
Hamel Recreation Expansion <i>Feb 2015, FAC approved up to \$3,440,000 to expand Hamel Recreation Center to be repaid over 5 years at 1.22%</i>	3,440,000	2,089,115			687,898	1,401,217	
Pandora Building Renovation <i>April 2015, FAC approved up to 5,400,000 for funding of the renovation of building to be repaid over 7 years at 1.86%</i>	4,500,000	1,190,220			389,389	800,831	
Subtotal UNH	97,782,545	71,596,396	-	-	6,776,310	64,820,086	-
All Well North <i>October 2013, FAC approved up to \$16,000,000 for the completion of All Well North to be repaid over 20 years with an initial rate of 2.53% to be reset based on Treasury Note rates at 10 year mark.</i>	16,000,000	13,750,257			680,195	13,070,062	
Steam Line <i>May 2014, AB approved up to \$1,950,000 for the repair and replacement of steam line infrastructure to be repaid over 5 years at 1.57%</i>	981,372	101,637			101,637	-	
Steam Line II <i>February 2015, FAC approved up to \$1,700,000 repair and replacement of steam line infrastructure to be repaid over 5 years at 1.22%</i>	1,700,000	520,927			346,225	174,702	
Subtotal PSU	18,681,372	14,372,821	-	-	1,128,057	13,244,764	-
Alumni-Advancement Center <i>June 2007, FAC approved up to \$5,300,000 for completion of the Alumni-Advancement Center to be repaid over 10 years at 4.75%. FAC approved an additional \$2,000,000. May 2009, KSC reduced the total required to \$6,500,000.</i>	6,500,000	601,394			601,394	-	
KSC Tech, Design & Safety Building <i>October 2010, FAC approved up to \$9,000,000 for completion of the TDS Building to be repaid over 10 years at 4.0%. May 2011, FAC approved additional \$800,000.</i>	9,800,000	3,882,666			1,054,529	2,828,137	
Subtotal KSC	16,300,000	4,484,060	-	-	1,655,923	2,828,137	-
Gateway Building Purchase - Hall Street <i>October 2013, FAC approved up to \$3,500,000 for the purchase of a new building to be repaid over 10 years at 2.53%. Increase of \$150,000 approved June, 2014.</i>	3,650,000	1,982,387			1,982,387	-	
Subtotal GSC	3,650,000	1,982,387	-	-	1,982,387	-	-
Total Internal Borrowings	136,413,917	92,435,664	-	-	11,542,677	80,892,987	-

**UNIVERSITY SYSTEM OF NEW HAMPSHIRE
SUMMARY SCHEDULE OF DEPRECIATION
AT JUNE 30, 2020**

	<i>Historical Cost: Cumulative 6/30/2019</i>	<i>Accumulated Depreciation 6/30/2019</i>	<i>Disposals and Other Changes 2020</i>	<i>Depreciation Expense 2020*</i>	<i>Accumulated Depreciation 6/30/2020</i>
<u>UNIVERSITY OF NEW HAMPSHIRE - DURHAM</u>					
Buildings and Improvements	\$ 1,208,159,593	542,566,220	(5,402,120)	37,968,994	575,133,094
Equipment	123,106,981	80,698,268	(7,613,672)	11,142,227	84,226,823
TOTAL UNIVERSITY OF NEW HAMPSHIRE - DURHAM	1,331,266,574	623,264,488	(13,015,792)	49,111,221	659,359,917
<u>UNIVERSITY OF NEW HAMPSHIRE AT MANCHESTER</u>					
Buildings and Improvements	9,372,786	3,056,305	-	1,224,907	4,281,212
Equipment	1,275,032	171,921	-	98,349	270,270
TOTAL UNIVERSITY OF NEW HAMPSHIRE AT MANCHESTER	10,647,818	3,228,226	-	1,323,256	4,551,482
<u>UNIVERSITY OF NEW HAMPSHIRE SCHOOL OF LAW</u>					
Buildings and Improvements	18,345,691	9,675,931	-	529,732	10,205,663
Equipment	1,108,039	794,785	(76,454)	108,114	826,445
TOTAL UNIVERSITY OF NEW HAMPSHIRE SCHOOL OF LAW	19,453,730	10,470,716	(76,454)	637,846	11,032,108
<u>PLYMOUTH STATE UNIVERSITY</u>					
Buildings and Improvements	313,187,950	131,581,747	(4,120,804)	8,269,361	135,730,304
Equipment	11,621,178	7,923,785	(208,137)	875,148	8,590,796
TOTAL PLYMOUTH STATE UNIVERSITY	324,809,128	139,505,532	(4,328,941)	9,144,509	144,321,100
<u>KEENE STATE COLLEGE</u>					
Buildings and Improvements	300,639,430	141,615,180	(1,821,377)	7,788,686	147,582,489
Equipment	7,606,215	5,301,693	(266,160)	477,193	5,512,726
TOTAL KEENE STATE COLLEGE	308,245,645	146,916,873	(2,087,537)	8,265,879	153,095,215
<u>GRANITE STATE COLLEGE</u>					
Buildings and Improvements	8,437,138	2,077,775	-	221,602	2,299,377
Equipment	317,446	177,723	-	39,830	217,553
TOTAL GRANITE STATE COLLEGE	8,754,584	2,255,498	-	261,432	2,516,930
<u>TRUSTEES/CHANCELLOR'S OFFICE</u>					
Buildings and Improvements	726,989	363,495	-	72,699	436,194
Equipment	5,991,494	163,954	(106,476)	14,638	72,116
TOTAL TRUSTEES/CHANCELLOR'S OFFICE	6,718,483	527,449	(106,476)	87,337	508,310
<u>UNIVERSITY SYSTEM OF NEW HAMPSHIRE</u>					
Buildings and Improvements	1,858,869,577	830,936,653	(11,344,301)	56,075,981	875,668,333
Equipment	151,026,385	95,232,129	(8,270,899)	12,755,499	99,716,729
TOTAL UNIVERSITY SYSTEM OF NEW HAMPSHIRE	\$ 2,009,895,962	926,168,782	(19,615,200)	68,831,480	975,385,062

*does not include Asset Retirement Obligation amortization

**UNIVERSITY SYSTEM OF NEW HAMPSHIRE
SUMMARY INVENTORY OF PROPERTY AND EQUIPMENT
AT JUNE 30, 2020**

	UNIVERSITY OF NEW HAMPSHIRE - DURHAM	UNIVERSITY OF NEW HAMPSHIRE AT MANCHESTER	UNIVERSITY OF NEW HAMPSHIRE LAW	UNIVERSITY OF NEW HAMPSHIRE FOUNDATION	PLYMOUTH STATE UNIVERSITY	KEENE STATE COLLEGE	GRANITE STATE COLLEGE	TRUSTEES/ CHANCELLOR'S OFFICE	TOTAL
Property and equipment, net									
Land	\$ 6,951,835		612,831	845,000	2,653,196	6,071,919	827,600		17,962,381
Instruction and administration buildings	590,430,594	9,372,786	17,596,843		125,249,417	109,068,036	8,437,138	726,989	860,881,803
Auxiliary	451,021,813		432,464		162,117,543	174,616,076			788,187,896
Land improvements	23,506,469		184,344		319,532	1,062,027			25,072,372
Infrastructure	143,200,718		132,040		25,501,458	15,893,291			184,727,507
Equipment	123,106,981	1,275,032	1,108,039		11,621,178	7,606,215	317,446	5,991,494	151,026,385
	1,338,218,410	10,647,818	20,066,561	845,000	327,462,324	314,317,564	9,582,184	6,718,483	2,027,858,344
Accumulated depreciation	(659,359,917)	(4,551,482)	(11,032,108)		(144,321,100)	(153,095,215)	(2,516,930)	(508,310)	(975,385,062)
	678,858,493	6,096,336	9,034,453	845,000	183,141,224	161,222,349	7,065,254	6,210,173	1,052,473,282
Construction in progress	44,792,517				106,877	5,315,160			50,214,554
Improvement in progress	12,189,926				3,528,408	1,718,789			17,437,123
Allowance for noncapital amounts in WIP	(1,000,000)				(250,000)	(250,000)			(1,500,000)
Fabricated Projects in progress	1,300,004								1,300,004
Total property and equipment, net	\$ 736,140,940	6,096,336	9,034,453	845,000	186,526,509	168,006,298	7,065,254	6,210,173	1,119,924,963

**UNIVERSITY SYSTEM OF NEW HAMPSHIRE
UNIVERSITY OF NEW HAMPSHIRE - DURHAM
PLANT FUNDS INVENTORY OF PROPERTY AND EQUIPMENT
AT JUNE 30, 2020**

		Year Constructed or Acquired	Year of Most Recent Modification	Investment June 30, 2019	Additions	Deductions	Investment June 30, 2020	Accumulated Depreciation	Net Investment June 30, 2020
<u>LAND AND OUTLYING PROPERTIES</u>									
<u>GRANTOR:</u>									
136 Pine Hill Road, Ossipee	2.00 acres	2016		\$ 1,576			1,576		1,576
256 Mast Rd	0.65 acres	2004		272,152			272,152		272,152
283 Mast Rd	0.00 acres	2020		-	345,024		345,024		345,024
285 Mast Rd	0.00 acres	2020		-	288,004		288,004		288,004
296 Orchard Drive	0.00 acres	2020		-	30,296		30,296		30,296
66 Main Street	1.18 acres	2015		2,156,438			2,156,438		2,156,438
8 Spinney Lane	2.21 acres	2017		84,770			84,770		84,770
Abbie Mathes, et al	1.95 acres	1891		1,800			1,800		1,800
Albert Demeritt	1.40 acres	1915		1,000			1,000		1,000
Alberta & Altheda Leith	1.10 acres	1955		928			928		928
Alfred Pinkham	2.00 acres	1891		600			600		600
Alice E. Dudley Farm	110.00 acres	1985		135,000			135,000		135,000
Alpha XI Zeta Associates	3.18 acres	1958 & 1962		6,000			6,000		6,000
Anonymous Gift of Land	80.00 acres	1978		75,000			75,000		75,000
Arthur Teeri	35.00 acres	1934		3,500			3,500		3,500
Arthur W. McDaniel	226.14 acres	1952		1,269			1,269		1,269
Benjamin Thompson	244.55 acres	1890		19,500			19,500		19,500
Bennett Road	4.51 acres	2015		150,206			150,206		150,206
Boston & Maine R.R.	1.57 acres	1912		1			1		1
Boston & Maine R.R.	62.65 acres	1913		1			1		1
Boston & Maine R.R.	5.14 acres	1913		1			1		1
Boston & Maine R.R.	258.18 acres	1923		4,650			4,650		4,650
Boston & Maine R.R.	0.72 acres	1957 & 1960		759			759		759
Camp Inc.	70.00 acres	1967		25,800			25,800		25,800
Carrie E. Drake		1908		300			300		300
Charles E. Hoitt	10.96 acres	1912		10,000			10,000		10,000
Charles M. Dale	336.00 acres	1958		72,009			72,009		72,009
Charles Wentworth Estate	1.50 acres	1945		500			500		500
Chester H. Tecce	0.20 acres	1950		5,033			5,033		5,033
Christopher Morris	70.94 acres	1963		1			1		1
Christopher Morris	4.87 acres	1967		1			1		1
Clark & Alice Stevens	11.00 acres	1943		3,500			3,500		3,500
Clark & Alice Stevens	2.38 acres	1969		10,000			10,000		10,000
Clark & Alice Stevens	1.80 acres	1965		20,000			20,000		20,000
Clark & Alice Stevens	4.95 acres	1967		30,000			30,000		30,000
Clark Property	0.00 acres	1992		140,000			140,000		140,000
D.J. Chase Associates	12.00 acres	1982		200,000			200,000		200,000

**UNIVERSITY SYSTEM OF NEW HAMPSHIRE
UNIVERSITY OF NEW HAMPSHIRE - DURHAM
PLANT FUNDS INVENTORY OF PROPERTY AND EQUIPMENT
AT JUNE 30, 2020**

		Year Constructed or Acquired	Year of Most Recent Modification	Investment June 30, 2019	Additions	Deductions	Investment June 30, 2020	Accumulated Depreciation	Net Investment June 30, 2020
Donna & Peter Janetos	0.37 acres	1968		7,650			7,650		7,650
Douglas Woodward	11.40 acres	1982		18,000			18,000		18,000
Dr. Grant Heirs	0.50 acres	1946		1,000			1,000		1,000
Edward A. Mariotti	7.00 acres	1969		11,500			11,500		11,500
Edward L. Miles	40.00 acres	1935		600			600		600
Edward Russell	1.00 acres	1900		130			130		130
Edward Vaas	0.00 acres	2001		267,300			267,300		267,300
Elsie Underwood Estate		1981		45,000			45,000		45,000
Eugene L. Moore	164.20 acres	1941		8,906			8,906		8,906
Evelyn Browne	5.89 acres	1988		60,000			60,000		60,000
Evelyn Browne	5.00 acres	1996		42,000			42,000		42,000
Frank Morrison	0.30 acres	1942		1,000			1,000		1,000
Fred Davis		1949		1,802			1,802		1,802
Fred E. Jenkins	0.01 acres	1894		1			1		1
George H. Amazeen	65.25 acres	1923		2,750			2,750		2,750
George H. Amazeen	1.00 acres	1891		500			500		500
George H. Amazeen	0.25 acres	1891		220			220		220
George H. Mathes	31.00 acres	1921		3,750			3,750		3,750
George H. Whitcher	0.01 acres	1894		1			1		1
George N. Demeritt	220.00 acres	1969		60,000			60,000		60,000
George P. Demeritt	14.00 acres	1892		240			240		240
Gertrude Burnham	44.50 acres	1986		60,000			60,000		60,000
Gordon & Helen Robinson	0.26 acres	1975		3,505			3,505		3,505
Harold Loveren	5.90 acres	1941		725			725		725
Helen Hamilton		1982		50,000			50,000		50,000
Hilda O'Connell	0.20 acres	1973		22,825			22,825		22,825
Ina E. Thompson	206.47 acres	1971		45,399			45,399		45,399
Ina E. Thompson		1976		26,500			26,500		26,500
Irving W. Hersey	0.20 acres	1971		50,010			50,010		50,010
Ivan C. Weld	83.29 acres	1921		2,200			2,200		2,200
Jasper McDaniels	18.00 acres	1891		1,800			1,800		1,800
John Hoar & Hoar Pond Dam	69.60 acres	1991		24,039			24,039		24,039
John S. Elliott	13.30 acres	1952		3,146			3,146		3,146
Joseph Batcheller	0.20 acres	1965		15,200			15,200		15,200
Kappa Sigma Land	0.00 acres	1994		397,532			397,532		397,532
Katherine Paine	3.38 acres	1931		218			218		218
Lamda Chi Alpha Fraternity	3.25 acres	1965		9,829			9,829		9,829
Leawood Orchards	22.95 acres	1986		200,000			200,000		200,000
Lee L. Rice	0.10 acres	1945		800			800		800

**UNIVERSITY SYSTEM OF NEW HAMPSHIRE
UNIVERSITY OF NEW HAMPSHIRE - DURHAM
PLANT FUNDS INVENTORY OF PROPERTY AND EQUIPMENT
AT JUNE 30, 2020**

		Year Constructed or Acquired	Year of Most Recent Modification	Investment June 30, 2019	Additions	Deductions	Investment June 30, 2020	Accumulated Depreciation	Net Investment June 30, 2020
Lee L. Rice	0.50 acres	1942		1,745			1,745	1,745	
Lewis Ellison	8.90 acres	1935		1,800			1,800	1,800	
Lotta K. Laton	202.60 acres	1967		35,000			35,000	35,000	
Lotta K. Laton	1.90 acres	1973		58,000			58,000	58,000	
Lotta K. Laton		1972		40,000			40,000	40,000	
Lucien Thompson	7.20 acres	1891		1,127			1,127	1,127	
Lucien Thompson	21.00 acres	1897		3,105			3,105	3,105	
M. Bechwith	23.00 acres	1996		13,000			13,000	13,000	
Margaret L. Whitman	0.24 acres	1969		8,021			8,021	8,021	
Marine Research Facility & Pier	0.00 acres	2009		169,191			169,191	169,191	
Marion P. Kimball	11.25 acres	1965		1,625			1,625	1,625	
Mary Strout	0.22 acres	1943		5,000			5,000	5,000	
Mast Road Property	0.00 acres	1993		184,682			184,682	184,682	
Mendum's Pond - Burke Land		2000		35,750			35,750	35,750	
Merrill & Florence Rowe	24.06 acres	1974		30,000			30,000	30,000	
Moses G. Woodman	104.87 acres	1917		3,700			3,700	3,700	
Murell & Shirley Thompson	0.25 acres	1969		3,049			3,049	3,049	
Nicholas Colovos	0.30 acres	1965		18,247			18,247	18,247	
Olive A. Whittier	0.25 acres	1891		250			250	250	
Paul & Mary Verrette	0.11 acres	1967		29,000			29,000	29,000	
Paul W. & Dorothy Tarr Hobbs	26.50 acres	1980		13,900			13,900	13,900	
Philip C. Jones	335.00 acres	1977		90,000			90,000	90,000	
Railroad Property	0.00 acres	2006		150,000			150,000	150,000	
Robert & Francis Palmer	0.14 acres	1972		25,006			25,006	25,006	
Robert & Janet Kelley	0.50 acres	1975		1,006			1,006	1,006	
Route 16, Ossipee, NH	0.00 acres	2019		62,252	3		62,255	62,255	
Seth W. Sherburne	17.80 acres	1962		15,620			15,620	15,620	
Sinclair Kennedy	60.00 acres	1943		60			60	60	
Spruce Hole (capital lease)	0.00 acres	1992		325,711			325,711	325,711	
Theodore Neimi	15.00 acres	1934		1,000			1,000	1,000	
Theodore Wolff	0.28 acres	1964		4,900			4,900	4,900	
Thomas Davis	12.00 acres	1911		200			200	200	
Thomas Moiles	4.00 acres	1925		4,640			4,640	4,640	
Town of Durham	0.06 acres	1893		1			1	1	
Town of Durham	0.58 acres	1971		400			400	400	
Waldo I. Sanders	1.00 acres	1953		165			165	165	
Walter C. O'Kane	5.45 acres	1959 & 1964		20,000			20,000	20,000	
Walter C. O'Kane	110.00 acres	1930		15,828			15,828	15,828	
Wesley & Wendell Davis	2.00 acres	1967		15,004			15,004	15,004	

**UNIVERSITY SYSTEM OF NEW HAMPSHIRE
UNIVERSITY OF NEW HAMPSHIRE - DURHAM
PLANT FUNDS INVENTORY OF PROPERTY AND EQUIPMENT
AT JUNE 30, 2020**

	Year Constructed or Acquired	Year of Most Recent Modification	Investment June 30, 2019	Additions	Deductions	Investment June 30, 2020	Accumulated Depreciation	Net Investment June 30, 2020
Willard N. Corpening	1977		11,750			11,750		11,750
William & Nancy Robinson	1975	0.65 acres	7,900			7,900		7,900
William Cowell	1931		2,500			2,500		2,500
TOTAL LAND AND OUTLYING PROPERTIES			6,288,508	663,327	-	6,951,835	-	6,951,835
<u>INSTRUCTIONAL AND ADMINISTRATIVE BUILDINGS</u>								
1 Leavitt Lane	1975	2018	6,252,434			6,252,434	4,640,723	1,611,711
10 Academic Way (Housing Office)	2008	NA	3,464,462			3,464,462	1,082,644	2,381,818
10 Pettee Brook Lane	2017	2020	359,634	321,405		681,039	185,773	495,266
10 West Edge Drive	1996	2017	1,405,866			1,405,866	1,260,037	145,829
11 Leavitt Lane - Chem Process	2014	NA	131,920			131,920	34,299	97,621
11 Leavitt Lane - Perpetuity Hall	1996	2009	568,234			568,234	367,520	200,714
11 Leavitt Lane - Rad-Chem Storage	2014	NA	307,812			307,812	66,693	241,119
121 Technology Drive	1994	2019	3,992,193			3,992,193	1,917,057	2,075,136
18 Waterworks Road	2008	2016	2,088,915			2,088,915	533,259	1,555,656
2 Leavitt Lane	2013	NA	81,584			81,584	24,475	57,109
6 Leavitt Lane	1970	2020	3,117,566	128,627		3,246,193	1,655,470	1,590,723
9 Madbury Road	2017	2019	332,565			332,565	120,438	212,127
Barton Hall	1969	2019	2,243,562			2,243,562	972,739	1,270,823
Browne Center	1994	2012	736,310			736,310	645,789	90,521
Cable Television Headend Building	1996	1997	1,708,890			1,708,890	1,661,326	47,564
Chase Ocean Engineering	1996	2019	11,943,765			11,943,765	4,878,848	7,064,917
Child Study & Development Center	1989	2020	1,219,719	89,839		1,309,558	823,904	485,654
Chiller Plant-McDaniel Drive	2007	2015	7,885,550			7,885,550	3,990,678	3,894,872
Cole Hall	1987	2019	5,284,578			5,284,578	3,892,386	1,392,192
Conant Hall	1893	2019	3,921,653			3,921,653	1,957,986	1,963,667
Demeritt Hall	2008	2011	19,357,555			19,357,555	9,904,092	9,453,463
Dimond Library	1958	2020	27,875,351	262,624		28,137,975	17,714,352	10,423,623
DPW Grounds and Roads	1985	2019	1,133,149			1,133,149	319,167	813,982
DPW Sand/Salt Storage Shed	1995	2013	101,189			101,189	48,472	52,717
Elliott Alumni Center	1976	2019	1,688,432			1,688,432	1,191,030	497,402
Field House - Athletics	1937	2020	16,954,169	392,216	(69,007)	17,277,378	11,007,239	6,270,139
Flow Physics Facility	2011	2015	2,783,293			2,783,293	874,670	1,908,623
Gregg Hall	2001	2020	14,377,476	1,111,631		15,489,107	9,982,100	5,507,007
Hamilton Smith Hall	1907	2020	34,877,778	73,898		34,951,676	2,149,322	32,802,354
Hewitt Hall	1893	2020	6,301,359	213,527		6,514,886	5,300,709	1,214,177
Hood House	1931	2019	3,547,299			3,547,299	679,219	2,868,080
Horton Social Science Center	1966	2020	10,907,000	481,174		11,388,174	4,079,978	7,308,196
Huddleston Hall	1919	2016	5,870,992			5,870,992	4,323,230	1,547,762

**UNIVERSITY SYSTEM OF NEW HAMPSHIRE
UNIVERSITY OF NEW HAMPSHIRE - DURHAM
PLANT FUNDS INVENTORY OF PROPERTY AND EQUIPMENT
AT JUNE 30, 2020**

	Year Constructed or Acquired	Year of Most Recent Modification	Investment June 30, 2019	Additions	Deductions	Investment June 30, 2020	Accumulated Depreciation	Net Investment June 30, 2020
Jackson Lab	1971	2019	2,097,382			2,097,382	1,171,605	925,777
James Hall	1930	2020	32,803,821	93,470		32,897,291	17,929,340	14,967,951
Keener Dairy Nutrition Building	2006	1018	1,099,128			1,099,128	552,295	546,833
Kendall Hall	1970	2018	3,381,290			3,381,290	2,068,424	1,312,866
Kingman Main Lab	1995	2010	59,336			59,336	41,970	17,366
Kingsbury Hall	2009	2018	57,011,644			57,011,644	31,037,850	25,973,794
Leavitt Center Maintenance Building	2013	NA	92,917			92,917	27,875	65,042
Leavitt Center Transportation Center	1985	2018	331,514			331,514	266,111	65,403
Madbury Commons	2017	NA	404,596			404,596	85,178	319,418
Marine Pier	2009	2011	12,221,143			12,221,143	4,516,410	7,704,733
McConnell Hall	1967	2016	9,756,817			9,756,817	1,788,603	7,968,214
McLaughlin Hall	2017	NA	59,127			59,127	8,278	50,849
Mendum's Pond Boat House	2011	NA	191,034			191,034	72,593	118,441
Morrill Hall	1902	2008	1,084,783		(36,100)	1,048,683	799,890	248,793
Morse Hall	1985	2020	23,754,360	277,097		24,031,457	20,178,809	3,852,648
Murkland Hall	1927	2014	9,064,732			9,064,732	3,732,089	5,332,643
Nesmith Hall	1893	2019	3,109,128			3,109,128	1,579,247	1,529,881
Neutron Research Building	2008	NA	212,977			212,977	106,488	106,489
New Castle - Coastal Marine Lab	1989	NA	227,664			227,664	227,664	-
New England Center	1967	2016	3,035,797			3,035,797	1,548,899	1,486,898
New Hampshire Hall	1906	2017	6,930,597		(26,421)	6,904,176	2,916,306	3,987,870
Observatory	2004	2006	60,128			60,128	34,874	25,254
Outer Field Storage Shed	2012	NA	100,428			100,428	21,341	79,087
Parsons Hall	2013	2020	48,820,981	161,084		48,982,065	20,119,315	28,862,750
Paul College	2014	2016	50,099,846			50,099,846	8,192,235	41,907,611
Paul Creative Arts Center	1960	2020	10,853,066	86,202		10,939,268	6,096,453	4,842,815
Pettee Hall	1938	2012	5,004,007			5,004,007	3,646,950	1,357,057
President's House	1904	2020	1,576,983	98,973		1,675,956	776,172	899,784
Psychology Aviary	2005	NA	82,708			82,708	51,279	31,429
Putnam Hall	1948	2009	495,137			495,137	453,543	41,594
Ritzman Lab	1960	2005	606,838			606,838	502,662	104,176
Rudman Hall	1995	2020	36,033,138	967,495		37,000,633	27,851,376	9,149,257
Service Building	1939	2020	3,837,631	392,595		4,230,226	2,222,330	2,007,896
Smith Hall	1908	2018	4,875,194			4,875,194	3,228,575	1,646,619
Spaulding Hall	1960	2018	6,064,193			6,064,193	3,323,970	2,740,223
Stoke Hall-Administrative Offices	1964	2020	2,188,877	1,180,679		3,369,556	1,797,226	1,572,330
Taylor Hall	1910	1998	182,008			182,008	178,323	3,685
Thompson Hall	1893	2020	8,827,147	111,315		8,938,462	5,853,470	3,084,992
Transportation Garage	2010	NA	47,593			47,593	19,989	27,604

**UNIVERSITY SYSTEM OF NEW HAMPSHIRE
UNIVERSITY OF NEW HAMPSHIRE - DURHAM
PLANT FUNDS INVENTORY OF PROPERTY AND EQUIPMENT
AT JUNE 30, 2020**

	Year Constructed or Acquired	Year of Most Recent Modification	Investment June 30, 2019	Additions	Deductions	Investment June 30, 2020	Accumulated Depreciation	Net Investment June 30, 2020
Veterinary Diagnostic Lab	2016	2017	2,580,603			2,580,603	384,547	2,196,056
Wildcat Stadium - Athletics	2017	2018	25,493,320			25,493,320	2,957,949	22,535,371
Wolff House	1976	2012	176,639			176,639	60,057	116,582
Zais Hall	1948	2014	80,077			80,077	35,242	44,835
Subtotal Instructional and Administrative Buildings excluding Farm Buildings			577,838,583	6,443,851	(131,528)	584,150,906	276,749,426	307,401,480
<u>FARM BUILDINGS</u>								
Burley-Demeritt Hoop Barn	2008	2014	1,555,799			1,555,799	572,403	983,396
Burley-Demeritt Organic Dairy Feed	2015	NA	154,744			154,744	34,044	120,700
Burley-Demeritt Swine Facility	1997	NA	34,329			34,329	32,269	2,060
Dairy Teach/Research Complex Cont Shed	1909	1995	46,945			46,945	39,903	7,042
Dairy Teaching and Research Complex	1957	2006	1,535,896			1,535,896	1,497,165	38,731
High Tunnel 05 - Kingman Farm - MS032	2018	NA	97,269			97,269	9,727	87,542
High Tunnel 06 - Kingman Farm - MS033	2018	NA	97,269			97,269	9,727	87,542
High Tunnel 07 - Kingman Farm - MS034	2018	NA	97,269			97,269	9,727	87,542
Highland Farm - AIR MAP	2009	NA	749,479			749,479	344,760	404,719
Kingman New Barn	1994	NA	48,958		(48,958)	-		-
Kingman Small Barn	2016	NA	32,795			32,795	5,903	26,892
Macfarlane Greenhouse	1928	2020	1,037,817	72,153		1,109,970	1,008,893	101,077
Skogland Livestock Activity Center	1978	2012	134,021			134,021	91,385	42,636
Smith Equine Center	1980	2016	459,644			459,644	379,609	80,035
Tirril Light Horse Stable	1969	1997	29,746			29,746	27,962	1,784
TSAS Sawmill	2010	NA	103,413			103,413	43,434	59,979
Woodman Horticultural Barn	2012	NA	41,100			41,100	13,974	27,126
Subtotal Farm Buildings			6,256,493	72,153	(48,958)	6,279,688	4,120,885	2,158,803
TOTAL INSTRUCTIONAL AND ADMINISTRATIVE BUILDINGS			584,095,076	6,516,004	(180,486)	590,430,594	280,870,311	309,560,283
<u>AUXILIARY ENTERPRISES</u>								
Adams Tower	1989	2020	14,911,495	1,275,694		16,187,189	12,621,344	3,565,845
Alexander Hall	1951	2015	1,595,569			1,595,569	1,417,824	177,745
Babcock House	1967	2018	3,222,590			3,222,590	2,221,982	1,000,608
Christensen Hall	1969	2020	5,471,349	661,966		6,133,315	5,087,410	1,045,905
Congreve Halls	1920	2018	17,355,885			17,355,885	6,750,228	10,605,657
Devine Hall	1966	2017	2,887,240			2,887,240	2,270,222	617,018
Dimond Library - Zeke's Cafe	2013	NA	39,686			39,686	11,906	27,780
Dorm Emergency Telephones	1993	1994	34,017		(34,017)	-		-
Dorm Heat Lines	1993	2014	501,333		(226,098)	275,235	71,561	203,674

**UNIVERSITY SYSTEM OF NEW HAMPSHIRE
UNIVERSITY OF NEW HAMPSHIRE - DURHAM
PLANT FUNDS INVENTORY OF PROPERTY AND EQUIPMENT
AT JUNE 30, 2020**

	Year Constructed or Acquired	Year of Most Recent Modification	Investment June 30, 2019	Additions	Deductions	Investment June 30, 2020	Accumulated Depreciation	Net Investment June 30, 2020
Dorm Sprinklers	1993	NA	363,579		(363,579)	-		-
Eaton House	1974	2015	126,622			126,622	41,610	85,012
Engelhardt Hall	1946	2010	1,645,122			1,645,122	1,147,072	498,050
Fairchild Hall	1916	2011	8,972,608			8,972,608	2,594,387	6,378,221
Field House - Athletics	1937	2011	594,636			594,636	263,944	330,692
Field House - Campus Recreation	1937	2011	1,334,158			1,334,158	414,935	919,223
Forest Park Apartments	1961	2010	3,903,869		(3,903,869)	-		-
Forest Park Bldgs 18-20	1961	2016	330,875		(330,875)	-		-
Gables Building A	1991	2019	2,901,180			2,901,180	614,581	2,286,599
Gables Building B	1991	2019	3,305,016			3,305,016	608,017	2,696,999
Gables Building C	1991	2019	58,370,836			58,370,836	30,207,293	28,163,543
Gables Community Center	1991	2016	27,480			27,480	4,946	22,534
Gables North	1991	2016	89,313			89,313	16,076	73,237
Gibbs Hall	1946	2018	1,801,377			1,801,377	1,173,777	627,600
Haaland Hall	2008	2018	52,539,970			52,539,970	15,845,203	36,694,767
Hall House	1974	2015	40,667			40,667	8,947	31,720
Hamel Recreation Center	1954	2019	36,289,685			36,289,685	3,512,828	32,776,857
Hamel Recreation Center - Whittemore Arena	1995	2020	34,732,220	1,027,122		35,759,342	26,391,209	9,368,133
Hamel Recreation Center - Whittemore Arena (Athletics)	1995	2017	1,452,398			1,452,398	720,641	731,757
Health Services Center	1989	2019	5,050,950			5,050,950	3,664,964	1,385,986
Hetzel Hall	1927	2019	1,741,712			1,741,712	1,359,623	382,089
Hitchcock Hall	1959	2017	461,403			461,403	140,813	320,590
Holloway Commons	2003	2020	42,321,168	54,933		42,376,101	13,401,180	28,974,921
Housing - Security Access	1996	1997	1,386,295			1,386,295	1,357,268	29,027
Housing Fire Alarm	2011	NA	809,320			809,320	192,214	617,106
Hubbard Hall	1967	2016	2,647,260			2,647,260	2,282,214	365,046
Huddleston Hall	1919	2020		1,344,831		1,344,831	26,897	1,317,934
Hunter Hall	1946	2018	1,799,723			1,799,723	1,197,829	601,894
Jessie Doe Hall	1963	2016	1,399,266			1,399,266	1,224,829	174,437
Kingsbury Hall - Coffee House	2008	NA	57,843			57,843	28,921	28,922
Lord Hall	1958	2015	1,809,800			1,809,800	1,590,106	219,694
Marston Hall	1974	2015	40,667			40,667	8,947	31,720
McLaughlin Hall	1955	2020	1,367,585	182,089		1,549,674	1,254,153	295,521
Memorial Union Building	1957	2019	15,325,278			15,325,278	9,822,044	5,503,234
Mills Hall	2002	2020	25,426,999	983,913		26,410,912	11,028,301	15,382,611
Mini Dorms	1955	2012	4,193,510		(31,129)	4,162,381	3,487,122	675,259
New England Center	1967	2020	5,572,526	912,282		6,484,808	4,883,157	1,601,651
Outdoor Pool Filter House	1993	2020	105,968	58,445		164,413	107,137	57,276
Parking and Transit Service Center	1994	2015	316,726			316,726	207,186	109,540

**UNIVERSITY SYSTEM OF NEW HAMPSHIRE
UNIVERSITY OF NEW HAMPSHIRE - DURHAM
PLANT FUNDS INVENTORY OF PROPERTY AND EQUIPMENT
AT JUNE 30, 2020**

	Year Constructed or Acquired	Year of Most Recent Modification	Investment June 30, 2019	Additions	Deductions	Investment June 30, 2020	Accumulated Depreciation	Net Investment June 30, 2020
Philbrook Hall	1969	2020	17,759,744	3,051,755		20,811,499	8,432,694	12,378,805
Randall Hall	1959	2017	4,823,456			4,823,456	4,107,549	715,907
Residence Hall Improvements	2009	2010	888,581			888,581	394,905	493,676
Richardson House	1974	2015	40,667			40,667	8,947	31,720
Sawyer Hall	1951	2017	2,825,758			2,825,758	1,817,087	1,008,671
Scott Hall	1933	2015	2,913,527			2,913,527	1,987,975	925,552
Stillings Hall	1963	2019	15,506,434			15,506,434	7,509,804	7,996,630
Stoke Hall - Residence	1964	2020	6,613,762	52,427		6,666,189	4,944,727	1,721,462
Telecommunications Center	1968	2016	6,344,407			6,344,407	5,447,940	896,467
Train Station and Dairy Bar	1965	2011	1,040,325			1,040,325	487,805	552,520
Williamson Hall	1970	2014	5,764,449			5,764,449	5,143,602	620,847
Woodside Apartments A-C	1984	2019	443,818			443,818	65,478	378,340
Woodside Apartments D-F	1984	2019	443,818			443,818	65,478	378,340
Woodside Apartments G-I	1984	2019	550,801			550,801	84,735	466,066
Woodside Apartments J-L	1984	2019	550,801			550,801	84,735	466,066
Woodside Apartments M-O	1984	2019	552,098			552,098	50,407	501,691
Woodside Apartments P-R	1984	2019	607,250			607,250	55,922	551,328
Woodside Apt Community Building	1984	2019	11,877,067			11,877,067	9,090,903	2,786,164
Woodside Apt Complex	1984	2018	84,386			84,386	38,818	45,568
TOTAL AUXILIARY ENTERPRISES			446,305,923	9,605,457	(4,889,567)	451,021,813	221,102,359	229,919,454

LAND IMPROVEMENTS

Bremner Field Replacement	2012	NA	667,722			667,722	227,026	440,696
College Brook Ravine	2015	NA	91,111			91,111	20,044	71,067
Conant Square	2015	NA	376,959			376,959	82,931	294,028
Dressage Rings	1994	NA	32,782		(32,782)	-		-
Field House - Athletics - Artificial Turf Fields	2003	2004	2,854,292			2,854,292	1,986,603	867,689
Field House - Athletics - Athletic Fields	1993	2005	96,763			96,763	59,993	36,770
Field House - Athletics - Atkins Track	2003	NA	2,199,728			2,199,728	1,539,810	659,918
Field House - Athletics - Wildcat Stadium	1986	2017	3,031,009			3,031,009	674,042	2,356,967
Field House - Athletics - Memorial Field	2013	NA	38,100			38,100	11,430	26,670
Field House - Athletics - Mooradian Turf Field	2008	2018	1,474,303			1,474,303	368,576	1,105,727
Field House - Campus Recreation - Lower Field	2009	NA	121,170			121,170	55,738	65,432
Great Lawn Flag and Monument	2012	NA	136,695			136,695	46,476	90,219
Hamel Recreation - Rugby Field	2002	NA	30,393			30,393	22,491	7,902
Hamel Recreation - Tennis Court	1987	2013	360,411		(229,757)	130,654	108,323	22,331
Javelin Approach -Lower Field	2011	NA	36,566			36,566	13,895	22,671
Kingsbury Courtyard	2015	NA	121,656			121,656	26,764	94,892

**UNIVERSITY SYSTEM OF NEW HAMPSHIRE
UNIVERSITY OF NEW HAMPSHIRE - DURHAM
PLANT FUNDS INVENTORY OF PROPERTY AND EQUIPMENT
AT JUNE 30, 2020**

	Year Constructed or Acquired	Year of Most Recent Modification	Investment June 30, 2019	Additions	Deductions	Investment June 30, 2020	Accumulated Depreciation	Net Investment June 30, 2020
Landscape Tree Upgrade	2002	NA	48,771			48,771	36,091	12,680
Leavitt Center Entrance Culvert	2015	NA	53,963			53,963	11,872	42,091
Main Street Fencing for Equine	2017	NA	99,598			99,598	13,944	85,654
Memorial Field	2015	NA	630,009			630,009	138,602	491,407
Outdoor Pool	2017	2018	6,244,809			6,244,809	713,517	5,531,292
Outer Field - Power Infrastr/Lights	2010	2011	2,085,620			2,085,620	544,865	1,540,755
PCAC Drainage Modifications	2016	2020	102,451	83,026		185,477	20,102	165,375
Ravine Culvert	2017	NA	93,032			93,032	13,024	80,008
Soccer-Women's Lacrosse Field	2020	NA		1,932,563		1,932,563	38,651	1,893,912
Taylor Hall Drainage	2020	NA		96,522		96,522	1,930	94,592
Whittemore Drainage	2020	NA		117,004		117,004	2,340	114,664
Williamson Christensen Landscaping	2018	NA	379,701			379,701	37,970	341,731
Williamson Basketball Court	2018	NA	132,279			132,279	13,228	119,051
Woodside Apt Community Building Landscaping	1994	NA	67,273		(67,273)	-		-
TOTAL LAND IMPROVEMENTS			21,607,166	2,229,115	(329,812)	23,506,469	6,830,278	16,676,191
<u>INFRASTRUCTURE</u>								
Miscellaneous Improvements								
CNG Fueling Station	2009	2018	1,087,092			1,087,092	395,139	691,953
Code Compliances	1996	1999	570,778			570,778	529,363	41,415
Cycle Storage	2000	NA	31,624			31,624	25,931	5,693
Data Lines	1999	NA	1,155,994			1,155,994	994,157	161,837
DOT Shelter and Lighting	2005	NA	114,810			114,810	71,182	43,628
Electronic Campus Initiative	1997	NA	84,593			84,593	79,517	5,076
Emergency Phones	2004	NA	180,256			180,256	118,969	61,287
Emergency Response Command	2008	NA	56,557			56,557	28,278	28,279
Energy Conservation	1999	2000	230,111			230,111	195,069	35,042
Energy Conservation Measures	2008	NA	96,491			96,491	48,245	48,246
Hazardous Material Shed	1996	NA	105,097			105,097	102,995	2,102
Kingsbury Hall CEPS Network	1950	1994	23,640		(23,640)	-		-
Master Plan	2014	NA	278,154		(278,154)	-		-
PCB Transformer	1993	1994	236,586		(236,586)	-		-
Railroad Underpass Project and Platform	1999	2005	318,668			318,668	243,898	74,770
Ravine - High Tension Wires	2000	NA	125,000			125,000	102,500	22,500
Roof Systems	2005	NA	247,842			247,842	153,662	94,180
UNH Security Alert System	2008	NA	30,984			30,984	15,492	15,492
Wildcat Stadium Video Board - Athletics	2017	NA	972,119			972,119	340,242	631,877
Wiswall Dam Impoundment Gauge	2012	NA	30,480			30,480	10,363	20,117
Subtotal Miscellaneous Improvements			5,976,876	-	(538,380)	5,438,496	3,455,002	1,983,494

**UNIVERSITY SYSTEM OF NEW HAMPSHIRE
UNIVERSITY OF NEW HAMPSHIRE - DURHAM
PLANT FUNDS INVENTORY OF PROPERTY AND EQUIPMENT
AT JUNE 30, 2020**

	Year Constructed or Acquired	Year of Most Recent Modification	Investment June 30, 2019	Additions	Deductions	Investment June 30, 2020	Accumulated Depreciation	Net Investment June 30, 2020
Roads, Sidewalks and Parking Lots								
1 Leavitt Lane Loading Dock Area Paving	2017	NA	68,315			68,315	9,564	58,751
10 West Edge Drive	2014	NA	130,271			130,271	33,871	96,400
11 Brook Way	2015	NA	306,958			306,958	67,531	239,427
Academic Way	2015	NA	66,144			66,144	14,552	51,592
ADA Curb Cuts	2002	NA	40,563			40,563	30,016	10,547
Adam's Point Road	2013	NA	447,144			447,144	134,143	313,001
Alexander Hall Walkways	2012	NA	68,536			68,536	23,302	45,234
Alumni Center Parking Lot	2011	NA	523,348			523,348	198,872	324,476
Ballard Street	2013	NA	271,090			271,090	81,327	189,763
Brook Way	2012	NA	71,537			71,537	24,323	47,214
Burley Demeritt Farm Paving Project	2014	NA	52,240			52,240	13,582	38,658
Bus Pullout & Shelter	2018	NA	139,407			139,407	13,941	125,466
Campus Paving	2002	2006	336,873			336,873	233,589	103,284
Campus Site Improvements	1994	NA	259,814		(259,814)	-		-
Child Study & Development Center	2010	NA	78,248			78,248	32,864	45,384
College Road	2004	2015	840,877			840,877	290,796	550,081
Dell Walkways	2011	2012	217,630			217,630	80,564	137,066
Durham Fire Dept Staging Area Paving	2007	NA	43,827			43,827	23,667	20,160
Electrical Outlets for Bus Parking	2012	NA	34,080			34,080	11,587	22,493
Equine Buildings Paving	2017	NA	62,566			62,566	8,759	53,807
Exterior Stairs	2006	NA	90,371			90,371	52,415	37,956
Fairchild Dairy Complex Paving	2016	NA	122,613			122,613	22,070	100,543
Field House Exterior Stairs	2017	NA	190,000			190,000	26,600	163,400
Field House Front Entry Paving - Athletics	2016	NA	499,647			499,647	89,936	409,711
Hamilton Smith Hall Walkways	2012	NA	54,834			54,834	18,643	36,191
Hewitt Entrance	2016	NA	47,795			47,795	8,603	39,192
Hood House Drive / Retaining Wall	2011	NA	212,883			212,883	80,896	131,987
Horse Barn Parking Lot	2005	NA	30,524			30,524	18,925	11,599
Horton-Randall Walkway Repair	2013	NA	46,000			46,000	13,800	32,200
Kingsbury Entrance Stairs	2016	2017	290,738			290,738	45,017	245,721
Kingsbury Lot Modifications	2009	NA	84,928			84,928	39,067	45,861
Kingsbury to Arts Walkway	2018	NA	76,651			76,651	7,665	68,986
Library Way	1993	2010	765,728			765,728	349,134	416,594
Lot A	2000	2014	80,997			80,997	40,328	40,669
Lot C - Mill Road Entrance	2015	NA	28,708			28,708	6,316	22,392
Lot E	2008	NA	214,007			214,007	107,004	107,003
Lot G/G1	2011	NA	171,197			171,197	65,055	106,142

**UNIVERSITY SYSTEM OF NEW HAMPSHIRE
UNIVERSITY OF NEW HAMPSHIRE - DURHAM
PLANT FUNDS INVENTORY OF PROPERTY AND EQUIPMENT
AT JUNE 30, 2020**

	Year Constructed or Acquired	Year of Most Recent Modification	Investment June 30, 2019	Additions	Deductions	Investment June 30, 2020	Accumulated Depreciation	Net Investment June 30, 2020
Main Street	2000	2015	3,777,693			3,777,693	1,681,319	2,096,374
Main Street/Mast Road Paving	1994	NA	184,996		(184,996)	-		-
Main Street West Bus Shelters	2020	NA		91,337		91,337	1,827	89,510
Mast Road Extension	2007	NA	112,728			112,728	60,873	51,855
Mast Road Lot Paving	1992	2006	488,143			488,143	283,123	205,020
Mast Road Sidewalk at Cole	2009	NA	29,225			29,225	13,444	15,781
McDaniel Drive Relocation	2005	NA	1,220,553			1,220,553	756,743	463,810
Memorial Union Building	2006	NA	380,576			380,576	220,734	159,842
Memorial Union Building Driveway & Sidewalk	2020	NA		255,457		255,457	5,109	250,348
Memorial Union Building Ravine Ramp	2008	NA	44,548			44,548	22,274	22,274
Mitchell Way Paving	2006	NA	120,136			120,136	69,679	50,457
Morse Circle Bike Racks	2016	NA	45,273			45,273	20,373	24,900
Morse Parking Lot to S Drive Stairway	2015	NA	47,632			47,632	10,479	37,153
North Drive Reconstruction and Roundabout	2011	NA	274,920			274,920	104,470	170,450
O'Kane Road	2020	NA		86,795		86,795	1,736	85,059
Parking Lot E1	2020	NA		146,173		146,173	2,923	143,250
Parking Lot Improvements	2012	2013	1,036,480			1,036,480	336,780	699,700
Parking Meter Upgrade	2004	NA	116,029			116,029	76,579	39,450
Pedestrian Footbridge Repairs	2011	2012	241,411			241,411	87,254	154,157
Quad Way Utility Pit Cover Replacement	2014	NA	308,643			308,643	80,247	228,396
Railroad Depot Roundabout	2009	NA	31,273			31,273	14,386	16,887
Rugby Field Parking Area	1999	NA	70,646			70,646	60,756	9,890
Sidewalks and Curbs	1993	2011	92,980			92,980	35,333	57,647
Signs - Campus Wayfinding and Building	2018	2020	320,610	122,398		443,008	28,169	414,839
Southern Underpass	2008	2009	8,541,037			8,541,037	4,252,732	4,288,305
Stairs-Walkways Main St to Field House	2016	NA	153,727			153,727	27,671	126,056
Stoke Parking Lot	2015	NA	29,375			29,375	6,463	22,912
Strafford Avenue - Sidewalk	2007	2017	133,702			133,702	48,585	85,117
Thompson Hall Road and Parking	1995	NA	50,019			50,019	50,019	-
Thompson Hall/Great Lawn Sidewalk Replacement	2016	NA	39,650			39,650	7,137	32,513
Utility Pit - Acadmic Way - McConnell	2015	NA	130,535			130,535	28,718	101,817
Walkway - Main St to Demeritt Hall	2014	NA	90,000			90,000	23,400	66,600
Walkway -Lighting Hubbard to Philbrook	2013	NA	81,065			81,065	24,320	56,745
West Edge Parking Lot	1998	2015	1,603,093			1,603,093	1,183,765	419,328
West Edge Road Entrance Rep	2010	NA	48,067			48,067	20,188	27,879
Wildcatessen Courtyard	2020	NA		100,080		100,080	2,002	98,078
Willamson Drive	2007	NA	89,040			89,040	48,082	40,958
Williamson & Christiansen Parking Lot	2015	NA	46,858			46,858	10,309	36,549
Woodman Paving	2020	NA		101,357		101,357	2,027	99,330

UNIVERSITY SYSTEM OF NEW HAMPSHIRE
UNIVERSITY OF NEW HAMPSHIRE - DURHAM
PLANT FUNDS INVENTORY OF PROPERTY AND EQUIPMENT
AT JUNE 30, 2020

	Year Constructed or Acquired	Year of Most Recent Modification	Investment June 30, 2019	Additions	Deductions	Investment June 30, 2020	Accumulated Depreciation	Net Investment June 30, 2020
Woodside Parking Lot	2011	NA	145,769			145,769	55,392	90,377
Total Roads, Sidewalks and Parking Lots			27,193,521	903,597	(444,810)	27,652,308	12,083,744	15,568,564
Heating and Electrical Improvements								
6 Leavitt Lane External Electrical Upgrades	2020	NA	-	61,008		61,008	1,220	59,788
Academic Way Heat Lines	2015	NA	214,797			214,797	47,255	167,542
Campus Heating Pipes	1994	NA	153,765		(153,765)	-		-
Campus HVAC Systems	2006	NA	94,957			94,957	55,075	39,882
Campus Lighting	1993	2005	135,388			135,388	116,919	18,469
Circuit 11-12 Loop & Sector Cabinet	2018	NA	389,061			389,061	38,906	350,155
College Road Utilities Expansion	2004	NA	37,930			37,930	25,034	12,896
Combined Heat and Power Plant	1983	2020	31,735,749	124,899		31,860,648	17,682,021	14,178,627
Conant Utility Pit	2016	NA	357,863			357,863	64,415	293,448
Congreve to Hamilton-Smith Steam Line	2012	2013	652,659			652,659	219,822	432,837
Congreve Utility Line	2018	NA	297,952			297,952	29,795	268,157
Congreve Utility Pit	2018	NA	168,997			168,997	16,900	152,097
Data Center A/C Upgrade	2011	NA	103,176			103,176	39,207	63,969
DFD Generator Replacement	2011	NA	35,486			35,486	13,485	22,001
Edgewood Drive - HHW Lines	2017	NA	258,742			258,742	36,224	222,518
Electrical Distribution Lines	2008	NA	59,492			59,492	29,746	29,746
Electrical Grid - Upgrade Circuit 11	2019	NA	237,684			237,684	14,261	223,423
Emergency Generator	2000	NA	48,328			48,328	39,629	8,699
Fuel Tanks	2005	NA	95,219			95,219	59,036	36,183
Gables Transformers	2020	NA	-	93,870		93,870	1,877	91,993
Haaland-Philbrook Steam Ln Connection	2013	NA	29,544			29,544	8,863	20,681
HHW Replace HWSL0148 to HWRL0148	2019	NA	178,779			178,779	10,727	168,052
High Voltage Circuit	2019	NA	122,120			122,120	7,327	114,793
High Voltage Circuit 12 Ext - Loop	2018	NA	569,330			569,330	56,933	512,397
High Voltage Transformer by MUB	2017	NA	100,370			100,370	14,052	86,318
Holloway-Huddleson Utility Tunnel	2013	NA	1,397,647			1,397,647	419,294	978,353
Library Way Utility Tunnel	2020	NA	-	684,385		684,385	13,688	670,697
Main St. Piping by Congreve	2017	NA	277,205			277,205	38,809	238,396
Main St Substation Transformer	2016	NA	264,036			264,036	47,526	216,510
Main St. Utility Pipe	2008	2010	1,271,807			1,271,807	563,417	708,390
Main St. Utility Tunnel by T-Hall	2017	2019	378,786			378,786	41,385	337,401
McDaniel Drive Steam Line	2017	NA	732,183			732,183	102,506	629,677
McDaniel Drive Steam Vault	2015	2016	424,857			424,857	87,621	337,236
Mills to Fairchild Steam Line	2016	2020	312,733	185,742		498,475	60,007	438,468
Memorial Union Building Ravine Heat & Electrical	2018	2019	1,489,921			1,489,921	144,134	1,345,787

UNIVERSITY SYSTEM OF NEW HAMPSHIRE
UNIVERSITY OF NEW HAMPSHIRE - DURHAM
PLANT FUNDS INVENTORY OF PROPERTY AND EQUIPMENT
AT JUNE 30, 2020

	Year Constructed or Acquired	Year of Most Recent Modification	Investment June 30, 2019	Additions	Deductions	Investment June 30, 2020	Accumulated Depreciation	Net Investment June 30, 2020
NH Hall to Heat Plant Steam Line	2012	2013	1,001,256			1,001,256	337,328	663,928
Northwest Heat Plant	2019	2020	2,690,700	124,873		2,815,573	136,616	2,678,957
Power Distribution Systems	2012	NA	68,728			68,728	23,368	45,360
Quad Way Heating Line	2015	2016	820,717			820,717	174,902	645,815
Quad Way Utility Infrastructure	2017	2018	3,220,590			3,220,590	433,388	2,787,202
Ravine Electrical Circuit 11B Extension	2017	NA	165,841			165,841	23,218	142,623
Spaulding/PCAC Heat Tunnel	2011	NA	151,807			151,807	57,687	94,120
Steam Tunnel Upgrades	2009	NA	715,375			715,375	329,073	386,302
Stoke Transformers	2020	NA	-	300,000		300,000	6,000	294,000
UNH Ecoline	2010	2014	50,973,157			50,973,157	26,672,112	24,301,045
Utilities Expansion	1999	2010	630,643			630,643	498,353	132,290
Utility Distribution - College Rd to Nesmith	2019	NA	664,329			664,329	39,860	624,469
Utility Heat System Upgrades - PCB	2013	NA	146,535			146,535	43,961	102,574
Utility HHW Replace HVT056 to HVT059	2019	NA	1,190,286			1,190,286	71,417	1,118,869
Utility Tunnel - Repairs Main Heating Loop	2000	NA	244,722			244,722	200,672	44,050
Utility Tunnel Repairs - Heat	2013	NA	81,095			81,095	24,328	56,767
Total Heating and Electrical Improvements			105,392,344	1,574,777	(153,765)	106,813,356	49,219,399	57,593,957
Water Systems								
College Brook Interceptor	2003	NA	262,102			262,102	183,472	78,630
College Road Water Main	2014	NA	313,670			313,670	81,554	232,116
Hydrant & Water Lines	1994	NA	26,816		(26,816)	-		-
Lamprey Hard Pipe	2003	NA	600,000			600,000	420,000	180,000
Main Street Water Line	2015	NA	47,398			47,398	10,428	36,970
Rollins Water Treatment Building	1998	2016	362,950			362,950	229,411	133,539
Storm Drain Repair & Replace	2012	2013	66,671			66,671	21,648	45,023
Utility Tunnel Repairs - Water	2008	2009	258,025			258,025	125,523	132,502
Water Mains	1994	2013	192,950		(42,995)	149,955	44,987	104,968
Water Treatment Building B	1984	2005	346,057			346,057	248,149	97,908
West End Catch Basin	2011	NA	25,335			25,335	9,627	15,708
Total Water Systems			2,501,974	-	(69,811)	2,432,163	1,374,799	1,057,364
Sewerage Systems								
Gregg & Ritzman Sewer	2019	NA	119,545			119,545	7,173	112,372
Hamilton Smith Sewer	2018	NA	112,180			112,180	11,218	100,962
Mill Road Sewer	2017	NA	86,166			86,166	12,063	74,103
Quad Way Sewer Line	2017	NA	347,087			347,087	48,592	298,495
Rosemary Lane Sewer	2003	NA	92,235			92,235	64,565	27,670
Sewerage System - Upgrade	2008	NA	107,182			107,182	53,591	53,591

**UNIVERSITY SYSTEM OF NEW HAMPSHIRE
UNIVERSITY OF NEW HAMPSHIRE - DURHAM
PLANT FUNDS INVENTORY OF PROPERTY AND EQUIPMENT
AT JUNE 30, 2020**

	Year Constructed or Acquired	Year of Most Recent Modification	Investment June 30, 2019	Additions	Deductions	Investment June 30, 2020	Accumulated Depreciation	Net Investment June 30, 2020
Total Sewerage Systems			864,395			864,395	197,202	667,193
TOTAL INFRASTRUCTURE			141,929,110	2,478,374	(1,206,766)	143,200,718	66,330,146	76,870,572
TOTAL PROPERTY			1,200,225,783	21,492,277	(6,606,631)	1,215,111,429	575,133,094	639,978,335
DEPARTMENTAL INVENTORY OF EQUIPMENT			117,327,029	12,677,466	(6,897,514)	123,106,981	84,226,823	38,880,158
TOTAL UNIVERSITY OF NEW HAMPSHIRE - DURHAM			\$ 1,317,552,812	34,169,743	(13,504,145)	1,338,218,410	659,359,917	678,858,493

**UNIVERSITY SYSTEM OF NEW HAMPSHIRE
UNIVERSITY OF NEW HAMPSHIRE AT MANCHESTER
PLANT FUNDS INVENTORY OF PROPERTY AND EQUIPMENT
AT JUNE 30, 2020**

	Year Constructed or Acquired	Year of Most Recent Modification	Investment June 30, 2019	Additions	Deductions	Investment June 30, 2020	Accumulated Depreciation	Net Investment June 30, 2020
<u>INSTRUCTIONAL AND ADMINISTRATIVE BUILDINGS</u>								
Pandora Building	2013	2020	\$ 5,468,670	3,904,116		9,372,786	4,281,212	5,091,574
TOTAL INSTRUCTIONAL AND ADMINISTRATIVE BUILDINGS			5,468,670	3,904,116	-	9,372,786	4,281,212	5,091,574
TOTAL PROPERTY			5,468,670	3,904,116	-	9,372,786	4,281,212	5,091,574
DEPARTMENTAL INVENTORY OF EQUIPMENT			284,948	990,084		1,275,032	270,270	1,004,762
TOTAL UNIVERSITY OF NEW HAMPSHIRE AT MANCHESTER			\$ 5,753,618	4,894,200	-	10,647,818	4,551,482	6,096,336

**UNIVERSITY SYSTEM OF NEW HAMPSHIRE
UNIVERSITY OF NEW HAMPSHIRE SCHOOL OF LAW
PLANT FUNDS INVENTORY OF PROPERTY AND EQUIPMENT
AT JUNE 30, 2020**

	Year Constructed or Acquired	Year of Most Recent Modification	Investment June 30, 2019	Additions	Deductions	Investment June 30, 2020	Accumulated Depreciation	Net Investment June 30, 2020
<u>LAND AND OUTLYING PROPERTIES</u>								
GRANTOR:								
2 White Street	2000		\$ 612,831			612,831		612,831
TOTAL LAND AND OUTLYING PROPERTIES			612,831	-	-	612,831	-	612,831
<u>INSTRUCTIONAL AND ADMINISTRATIVE BUILDINGS</u>								
10 White Street	1993	2007	269,404			269,404	251,482	17,922
2 White Street	1993	2018	17,327,439			17,327,439	9,302,657	8,024,782
TOTAL INSTRUCTIONAL AND ADMINISTRATIVE BUILDINGS			17,596,843	-	-	17,596,843	9,554,139	8,042,704
<u>AUXILIARY</u>								
10 Blanchard Street	1993	2004	34,400			34,400	33,388	1,012
12 White Street	1994	2004	184,226			184,226	178,726	5,500
14 White Street	1994	2004	184,227			184,227	178,726	5,501
25 Essex Street	1993	1996	29,611			29,611	24,182	5,429
TOTAL AUXILIARY			432,464	-	-	432,464	415,022	17,442
<u>LAND IMPROVEMENTS</u>								
Landscaping	2012	NA	184,344			184,344	104,462	79,882
TOTAL LAND IMPROVEMENTS			184,344	-	-	184,344	104,462	79,882
<u>INFRASTRUCTURE</u>								
Roads, Sidewalks and Parking Lots								
76-84 Washington Parking Lot	1988	NA	132,040			132,040	132,040	-
Total Roads, Sidewalks and Parking Lots			132,040	-	-	132,040	132,040	-
TOTAL INFRASTRUCTURE			132,040	-	-	132,040	132,040	-
TOTAL PROPERTY			18,958,522	-	-	18,958,522	10,205,663	8,752,859
DEPARTMENTAL INVENTORY OF EQUIPMENT			1,123,791	60,702	(76,454)	1,108,039	826,445	281,594
TOTAL UNIVERSITY OF NEW HAMPSHIRE SCHOOL OF LAW			\$ 20,082,313	60,702	(76,454)	20,066,561	11,032,108	9,034,453

**UNIVERSITY SYSTEM OF NEW HAMPSHIRE
PLYMOUTH STATE UNIVERSITY
PLANT FUND INVENTORY OF PROPERTY AND EQUIPMENT
AT JUNE 30, 2020**

	Year Constructed or Acquired	Year of Most Recent Modification	Investment June 30, 2019	Additions	Deductions	Investment June 30, 2020	Accumulated Depreciation	Net Investment June 30, 2020
<u>LAND AND OUTLYING PROPERTIES</u>								
<u>GRANTOR:</u>								
1 High Street	2002		\$ 249,900			249,900		249,900
140 Main Street	2000		110,739			110,739		110,739
32 North River Str. Holderness, NH	2012		132,000			132,000		132,000
38 North River Street	2014		133,380			133,380		133,380
41 North River Street	2014		150,162			150,162		150,162
8 North River Street	2014		177,747			177,747		177,747
Alpa Theta # 467	1972		12,859			12,859		12,859
Art Annex # 434	1987		77,500			77,500		77,500
Arthur Wadleigh - 475 MSA	1965		31,532			31,532		31,532
Athletic Field	1963		53,897			53,897		53,897
Barbara Dearborn - Athletic Field	1971		1,548			1,548		1,548
Bennett Road	2015		150,000			150,000		150,000
College Union #432	1991		293,780			293,780		293,780
D. & M. Drouin - 402 Hyde	1968		18,939			18,939		18,939
David & Patricia Straw - 402 Hyde	1969		11,287			11,287		11,287
E.B. Crowell - Student Apartments	1970		70,780			70,780		70,780
Eliza J. Brown - MSA Parking	1970		12,225			12,225		12,225
F.W. Burt, et al - Athletic Field	1969		12,949			12,949		12,949
Flanders & Loomis Appraisal	1971		450			450		450
Floyd M. & Viola Brown - 402 Hyde	1969		14,800			14,800		14,800
Frances Sargent - Hyde Parking	1968		7,835			7,835		7,835
Halston Lenentine - Athletic Field	1971		3,112			3,112		3,112
Harold E. & Olga B. Haley - 401 PE Center	1969		12,811			12,811		12,811
Harry E. & Amelia S. Welch - Delta Zeta	1969		12,500			12,500		12,500
Harry Welch - lot 22 River Street	1967		3,571			3,571		3,571
Holderness School for Boys - Athletic Field	1971		4,196			4,196		4,196
J.A. Campbell & Margaret Bezanson - 402 Hyde	1968		17,309			17,309		17,309
John & Ruth Noseworthy - Parking Lot	1968		3,662			3,662		3,662
John W. & Martha H Chapman - Art Annex Parking	1971		7,715			7,715		7,715
Joseph Cottone - Southside of Merrill St.	1987		24,900			24,900		24,900
Kappa Delta Phi # 470	1969		14,259			14,259		14,259
Langdon Park (From State of N.H. 7/1/63)	1916-1930		22,000			22,000		22,000
Laura E. Bennett - Pemi Parking	1965		21,453			21,453		21,453
Lee & Alida Buckland 432 CUB	1970		23,486			23,486		23,486
Lester G. & Lorraine Blake - 402 Hyde	1971		22,864			22,864		22,864
Main Campus (From State of N.H.7/1/63)	1916-1930		332,191			332,191		332,191
Merle Bailey - 450 Belknap	1967		17,456			17,456		17,456
Michael A. & Lenore F. Hunter-Bagley House #415	1975		42,750			42,750		42,750
Mildred McGough - Parking Lot	1965		6,151			6,151		6,151
Norma B. & Agnes D. Glidden - 402 Hyde	1976		24,000			24,000		24,000
O'Leary Property - 6 Pleasant Street	2000		84,683			84,683		84,683
One Armory Road	1993		27,000			27,000		27,000
P. & M. Dane - Athletic Field	1970		6,003			6,003		6,003
R.F. Wherland - Speare Parking	1970		19,449			19,449		19,449
Sceve Speare Memorial Hospital # 431 - Baker Infirmary	1969		8,050			8,050		8,050
Three Armory Road	1993		35,100			35,100		35,100

**UNIVERSITY SYSTEM OF NEW HAMPSHIRE
PLYMOUTH STATE UNIVERSITY
PLANT FUND INVENTORY OF PROPERTY AND EQUIPMENT
AT JUNE 30, 2020**

	Year Constructed or Acquired	Year of Most Recent Modification	Investment June 30, 2019	Additions	Deductions	Investment June 30, 2020	Accumulated Depreciation	Net Investment June 30, 2020
Universtity Camp # 446	1924		21,250			21,250		21,250
V.B. Withrow - 402 Hyde	1969		19,093			19,093		19,093
W.S. Clark - 432 CUB	1970		21,869			21,869		21,869
Women's Dormitory Site - 455 Smith	1965		70,004			70,004		70,004
TOTAL LAND AND OUTLYING PROPERTIES			2,653,196	-	-	2,653,196	-	2,653,196
<u>INSTRUCTIONAL AND ADMINISTRATIVE BUILDINGS</u>								
42 North River Street - Horticulture Storage	1906	1993	52,971			52,971	52,971	-
43 North River Street - Grounds Storage	1950	1993	85,410			85,410	85,410	-
ALLWell North	2014	2018	31,521,603			31,521,603	4,841,688	26,679,915
Bagley House	1923	2013	242,908			242,908	179,838	63,070
Boyd Hall	1967	2013	19,269,899			19,269,899	9,087,108	10,182,791
Center for Young Children and Families	1930	1994	244,550		(45,866)	198,684	195,373	3,311
Chapel	2018	NA	130,379			130,379	10,865	119,514
Counseling Center	1968	2016	354,983			354,983	76,726	278,257
Draper and Maynard	1909	2015	4,215,733			4,215,733	4,143,413	72,320
Eco House	2011	NA	342,528			342,528	130,161	212,367
Ellen Reed House	1900	1990	96,594			96,594	96,594	-
Facilities Services Building	1963	1994	1,008,523		(41,624)	966,899	966,899	-
Highland Hall	1976	2014	1,904,820			1,904,820	712,822	1,191,998
Holmes House	1870	2011	262,555			262,555	223,471	39,084
Hyde Hall	1974	2019	9,731,031			9,731,031	5,518,931	4,212,100
Lamson Library	1964	2019	14,391,720			14,391,720	12,108,234	2,283,486
Mary Taylor	1932	2003	110,825			110,825	94,078	16,747
Memorial Hall	1890	2013	1,621,929			1,621,929	1,534,204	87,725
Museum of the White Mountains	1948	2018	2,726,218			2,726,218	867,519	1,858,699
Office of Environmental Sustainability	1961	2001	25,600			25,600	19,968	5,632
Physical Education Center	1969	2020	4,093,631	10,119,229	(4,093,631)	10,119,229	168,654	9,950,575
President's House	1904	2016	911,647			911,647	387,333	524,314
Robert Frost House	1903	2010	344,791			344,791	294,488	50,303
Rounds Hall	1891	2014	2,766,255			2,766,255	2,024,568	741,687
Russell House	1797	2010	336,484			336,484	278,082	58,402
Samuel Read Hall	1932	2017	5,542,014			5,542,014	2,057,216	3,484,798
Silver Center	1955	2020	11,559,896	50,718		11,610,614	10,435,839	1,174,775
Speare Hall	1931	2020	4,866,651	373,511		5,240,162	2,566,254	2,673,908
University Police	1940	2000	124,932			124,932	90,504	34,428
TOTAL INSTRUCTIONAL AND ADMINISTRATIVE BUILDINGS			118,887,080	10,543,458	(4,181,121)	125,249,417	59,249,211	66,000,206
<u>AUXILIARY ENTERPRISES</u>								
Belknap Hall	1969	2017	2,660,669			2,660,669	1,992,906	667,763
Blair Hall	1960	2013	3,498,545			3,498,545	1,765,079	1,733,466
Bondcliff	1991	NA	1,132,709			1,132,709	1,113,831	18,878
Centre Lodge	1991	NA	1,132,709			1,132,709	1,113,831	18,878
Gale Head	1991	NA	1,132,709			1,132,709	1,113,831	18,878
Grafton Hall	1967	2011	4,032,163			4,032,163	2,419,861	1,612,302
Hartman University Union Building	1958	2020	14,930,336	609,540		15,539,876	10,437,954	5,101,922
Hodgdon Apts	1966	2010	239,427			239,427	214,740	24,687
Ice Arena	2010	2012	18,391,064			18,391,064	4,355,049	14,036,015

**UNIVERSITY SYSTEM OF NEW HAMPSHIRE
PLYMOUTH STATE UNIVERSITY
PLANT FUND INVENTORY OF PROPERTY AND EQUIPMENT
AT JUNE 30, 2020**

	Year Constructed or Acquired	Year of Most Recent Modification	Investment June 30, 2019	Additions	Deductions	Investment June 30, 2020	Accumulated Depreciation	Net Investment June 30, 2020
Langdon Woods	2006	2018	29,513,082			29,513,082	9,942,624	19,570,458
Mary Lyon Hall	1915	2013	19,068,892			19,068,892	7,094,308	11,974,584
Merrill Place	2018	2019	31,281,513			31,281,513	1,952,954	29,328,559
Moosilauke	1991	NA	1,132,709			1,132,709	1,113,831	18,878
Nontraditional Apartments	1994	1997	260,976		(85,049)	175,927	167,060	8,867
North Kinsman	1991	NA	1,132,709			1,132,709	1,113,831	18,878
North Twin	1991	NA	1,132,709			1,132,709	1,113,831	18,878
O'Neil Apts	1966	NA	196,862			196,862	196,862	-
Owl's Head	1991	NA	1,132,709			1,132,709	1,113,831	18,878
Pemigewasset Hall	1965	2018	2,496,006			2,496,006	1,773,225	722,781
Prospect Dining Hall	1967	2016	7,714,458			7,714,458	4,612,604	3,101,854
Residence Halls	2000	2011	6,622,678			6,622,678	3,118,607	3,504,071
Seavey Apts	1966	2002	670,275			670,275	547,188	123,087
Smith Hall	1968	2020	9,717,538	523,221		10,240,759	2,306,892	7,933,867
White Mountain St. Apartment Complex	1991	2015	713,675			713,675	285,666	428,009
Whiteface	1991	NA	1,132,709			1,132,709	1,113,831	18,878
TOTAL AUXILIARY ENTERPRISES			161,069,831	1,132,761	(85,049)	162,117,543	62,094,227	100,023,316
LAND IMPROVEMENTS								
AllWell Baseball Field	2016	NA	78,236			78,236	14,082	64,154
Holderness Fields - Bleachers	2002	NA	89,260			89,260	66,054	23,206
HUB Landscape/Patio	2018	NA	60,693			60,693	6,069	54,624
Ropes Course	1999	NA	28,945			28,945	24,893	4,052
Soccer Field Upgrade	2007	NA	62,398			62,398	33,695	28,703
TOTAL LAND IMPROVEMENTS			319,532	-	-	319,532	144,793	174,739
INFRASTRUCTURE								
Miscellaneous Improvements								
A/C Projects	2005	NA	64,678			64,678	33,417	31,261
Asbestos Removal	1991	1996	329,842		(158,923)	170,919	169,873	1,046
Campus Carpeting	2006	NA	26,776			26,776	15,530	11,246
Campus Planning	1994	2006	137,457		(60,645)	76,812	44,551	32,261
Emergency Infrastructure	2008	2010	105,151			105,151	49,948	55,203
Emergency Siren	2009	NA	79,471			79,471	36,557	42,914
Heating & Electrical	1996	NA	25,865			25,865	25,348	517
Network Upgrade	1996	NA	167,112			167,112	163,770	3,342
Outside Phys Ed Facilities	1994	NA	32,387		(32,387)	-		-
South Campus - Code Compliance Work	1998	NA	231,966			231,966	208,769	23,197
Summer/Grafton/Man Hole 16	2008	NA	431,789			431,789	215,893	215,896
Telecommunications Expansion	1993	2006	239,761		(103,610)	136,151	136,151	-
Wiring Upgrade for Campus	1996	NA	207,097			207,097	202,955	4,142
Subtotal Miscellaneous Improvements			2,079,352	-	(355,565)	1,723,787	1,302,762	421,025
Roads, Sidewalks and Parking Lots								
71 Langdon Street	2004	2006	204,273			204,273	108,933	95,340
Campus Core Paving, Sidewalks, Landscaping	1998	NA	299,731			299,731	269,758	29,973
Campus Paving	1997	NA	33,125			33,125	31,138	1,987
Court Street Improvements	1999	NA	352,895			352,895	303,489	49,406

**UNIVERSITY SYSTEM OF NEW HAMPSHIRE
PLYMOUTH STATE UNIVERSITY
PLANT FUND INVENTORY OF PROPERTY AND EQUIPMENT
AT JUNE 30, 2020**

	Year Constructed or Acquired	Year of Most Recent Modification	Investment June 30, 2019	Additions	Deductions	Investment June 30, 2020	Accumulated Depreciation	Net Investment June 30, 2020
Highland Street Drainage System	2001	NA	96,811			96,811	75,513	21,298
Light Poles by Belknap Hall	2016	NA	33,500			33,500	6,030	27,470
Parking Lot - 59 Langdon Street	1997	NA	51,650			51,650	48,551	3,099
Parking Lot - Facility Service Bldg	2001	NA	46,355			46,355	36,157	10,198
Russell House - Handicapped Parking	1994	NA	50,000		(50,000)	-		-
Total Roads, Sidewalks and Parking Lots			1,168,340	-	(50,000)	1,118,340	879,569	238,771
Heating and Electrical Improvements								
Co-Gen Facilities	1994	2018	10,132,268			10,132,268	7,833,319	2,298,949
Electrical Upgrade - Campus Wide	1994	NA	299,000		(299,000)	-		-
Emergency Lighting System	1995	NA	101,420			101,420	101,420	-
Energy Management Upgrade	2009	NA	98,495			98,495	45,308	53,187
Energy System / Technical Equipment	1994	NA	125,037		(125,037)	-		-
Mary Lyon Steam Tunnel	2016	NA	155,063			155,063	27,911	127,152
Mary Lyon Tunnel to Merrill Street	1998	1999	307,407			307,407	266,645	40,762
Steam Loop System	1997	NA	164,693			164,693	154,812	9,881
Steam Lines - White Mountain Apts	2020	NA		2,173,411		2,173,411	43,468	2,129,943
Tobey Road Steam	2015	NA	286,959			286,959	63,131	223,828
Utilities Improvements	1993	2000	130,415			130,415	115,073	15,342
Weeks Street Steam Line	2017	NA	2,072,015			2,072,015	290,082	1,781,933
Zone 2 Steam Project	2009	NA	6,550,925			6,550,925	3,013,426	3,537,499
Total Heating and Electrical Improvements			20,423,697	2,173,411	(424,037)	22,173,071	11,954,595	10,218,476
Sewerage Systems								
Lift Station Sewer Pump Replacement	2015	2016	486,260			486,260	105,148	381,112
Total Sewerage Systems			486,260	-	-	486,260	105,148	381,112
TOTAL INFRASTRUCTURE			24,157,649	2,173,411	(829,602)	25,501,458	14,242,074	11,259,384
TOTAL PROPERTY			307,087,288	13,849,630	(5,095,772)	315,841,146	135,730,305	180,110,841
DEPARTMENTAL INVENTORY OF EQUIPMENT			11,412,248	435,833	(226,903)	11,621,178	8,590,795	3,030,383
TOTAL PLYMOUTH STATE UNIVERSITY			\$ 318,499,536	14,285,463	(5,322,675)	327,462,324	144,321,100	183,141,224

**UNIVERSITY SYSTEM OF NEW HAMPSHIRE
KEENE STATE COLLEGE
PLANT FUND INVENTORY OF PROPERTY AND EQUIPMENT
AT JUNE 30, 2020**

	Year Constructed or Acquired	Year of Most Recent Modification	Investment June 30, 2019	Additions	Deductions	Investment June 30, 2020	Accumulated Depreciation	Net Investment June 30, 2020
<u>LAND AND OUTLYING PROPERTIES</u>								
<u>GRANTOR:</u>								
130 Winchester Street	1979		\$ 36,066			36,066		36,066
160 Winchester Street	2002		295,100			295,100		295,100
17 Bruder Street	2011		184,257			184,257		184,257
18 Bruder Street	2008		214,544			214,544		214,544
21 Appleton Street	2008		222,242			222,242		222,242
222 Main St	2008		338,626			338,626		338,626
226 Main Street	2008		282,681			282,681		282,681
23 Butler Court	2002		134,795			134,795		134,795
27 Appleton Street	1994		112,510			112,510		112,510
28 Appleton Street	2002		113,137			113,137		113,137
29 Butler Court (Anderson House)	2000		123,616			123,616		123,616
40 Appleton Street	1994		103,614			103,614		103,614
42 Bruder Street	2002		82,344			82,344		82,344
4-6 Madison Street Alpha House	2006		250,451			250,451		250,451
86 Appleton Street	1991		188,576			188,576		188,576
98 Winchester Street	2000		81,227			81,227		81,227
Brickyard Pond	1993		111,319			111,319		111,319
Cohen Property	1983		125,000			125,000		125,000
Colony Heirs - Rondall Hall	1966		9,858			9,858		9,858
Douglas K. and Natalie MacDonald	1970		14,723			14,723		14,723
E.P. Labounty - Holloway Hall	1970		21,731			21,731		21,731
F.M. Alonzo Estate - Tisdale Apartments	1970		17,769			17,769		17,769
Fox-Day Property - Arts Center	1977		175,428			175,428		175,428
George & Bette Taylor	1983		46,000			46,000		46,000
George & Priscilla Bergeron - 115 Winchester	1983		148,816			148,816		148,816
George Shepard - Science Center	1967		16,240			16,240		16,240
Gertrude L. Field - Holloway Hall	1975		17,000			17,000		17,000
Harold & Josephine Savage - Arts Center	1977		67,680			67,680		67,680
Herbert F. Jr. and Gail L. Miller	1972		18,828			18,828		18,828
Jean L. Coater Murphy - Owl's Nests	1977		40,157			40,157		40,157
Jerrold V. Fitz-Simon	1966		14,080			14,080		14,080
John Lammela - Lammela House	1977		29,366			29,366		29,366
Joseph A. & Anna K. Blain - 23 Madison	1980		46,000			46,000		46,000
Joyce Field	1975		653			653		653
Junie G. Couglin Estate	1971		31,149			31,149		31,149
K.W. Carr - Tisdale Apartments	1966		19,842			19,842		19,842
Knox - Conway Property	1969		29,625			29,625		29,625

**UNIVERSITY SYSTEM OF NEW HAMPSHIRE
KEENE STATE COLLEGE
PLANT FUND INVENTORY OF PROPERTY AND EQUIPMENT
AT JUNE 30, 2020**

	Year Constructed or Acquired	Year of Most Recent Modification	Investment June 30, 2019	Additions	Deductions	Investment June 30, 2020	Accumulated Depreciation	Net Investment June 30, 2020
KSC Summer Camp (from State of NH 7/1/63)	1963		22,465			22,465		22,465
Lake Nubansit	1967		100,000			100,000		100,000
Leo D. Devoid Estate	1983		53,235			53,235		53,235
Leo J. Breen - Science Center	1966		41,234			41,234		41,234
Leslie H. and Alma M. Goodnow	1971		18,759			18,759		18,759
Leslie J. Farr - Science Center	1966		25,145			25,145		25,145
Lorraine D. Hale	1980		40,000			40,000		40,000
M. Catherine MacKnight - Carle Hall	1968		21,925			21,925		21,925
Madison Street Land - Parking Area	1975/1979/1987		175,121			175,121		175,121
Main Campus	1964		243,848			243,848		243,848
Main Campus (from State of NH 7/1/63)	Various		351,182			351,182		351,182
Norman P. and Joan P. Pregent - Owl's Nests	1977		41,607			41,607		41,607
Paul E. Burns, et al	1974		28,648			28,648		28,648
Phyllis E. Joyce - Joyce House	1977		31,106			31,106		31,106
R.P. and V.A. Rouleau - Holloway Hall	1979		38,000			38,000		38,000
Robert and Janet T. Duhaime	1979		35,000			35,000		35,000
Robert Duhaime - Holloway Hall	1967		1,227			1,227		1,227
Roelof P. and Agnes M. Feijen	1975		39,097			39,097		39,097
Roger Giovannangeli	1966		20,500			20,500		20,500
Rose E. Devoid Estate	1983		81,046			81,046		81,046
S.T. Boccia - Science Center	1967		16,852			16,852		16,852
William C. Dedo - Science Center	1966		35,145			35,145		35,145
William F. and Margaret A. Lynch	1972		23,650			23,650		23,650
Winchester Street	1993		822,077			822,077		822,077
TOTAL LAND AND OUTLYING PROPERTIES			6,071,919	-	-	6,071,919	-	6,071,919
<u>INSTRUCTIONAL AND ADMINISTRATIVE BUILDINGS</u>								
115 Winchester Street	1983	2007	137,683			137,683	74,349	63,334
26 Proctor Court	2012	NA	187,000			187,000	63,580	123,420
Alumni Building	2010	2012	7,133,754			7,133,754	2,283,979	4,849,775
Blake House	1926	2000	197,225			197,225	186,487	10,738
Elliot Hall	1973	2015	5,236,482		(40,456)	5,196,026	4,302,591	893,435
Fiske Annex	1916	2009	1,577,732			1,577,732	725,757	851,975
Hale Building	1909	2011	106,550			106,550	106,550	-
Joslin House	1973	2000	456,077			456,077	446,263	9,814
Keddy House	1996	2013	1,549,413			1,549,413	1,076,211	473,202
Mason Library	1965	2017	13,705,032			13,705,032	9,997,605	3,707,427
Mathematics Building	1996	2004	1,292,897			1,292,897	908,927	383,970
Media Arts Center	1966	2017	10,545,405			10,545,405	6,355,296	4,190,109

**UNIVERSITY SYSTEM OF NEW HAMPSHIRE
KEENE STATE COLLEGE
PLANT FUND INVENTORY OF PROPERTY AND EQUIPMENT
AT JUNE 30, 2020**

	Year Constructed or Acquired	Year of Most Recent Modification	Investment June 30, 2019	Additions	Deductions	Investment June 30, 2020	Accumulated Depreciation	Net Investment June 30, 2020
Morrison Hall	1961	2007	2,344,739			2,344,739	1,989,081	355,658
Newman Center	2004	NA	110,264			110,264	60,645	49,619
Parker Hall	1914	1992	2,221,241			2,221,241	2,221,241	-
President's House	1909	2010	764,252			764,252	488,018	276,234
Putnam Science Center	2008	NA	36,246			36,246	18,123	18,123
Redfern Arts Center	1979	2019	8,759,815			8,759,815	8,049,153	710,662
Rhodes Hall	1928	2020	1,660,457	138,000		1,798,457	1,049,985	748,472
Science Center	1968	2014	28,053,720			28,053,720	13,074,229	14,979,491
Sculpture Studio	1973	2007	91,499			91,499	49,410	42,089
Spaulding Gymnasium	1968	2015	3,291,552			3,291,552	2,388,999	902,553
TDS Center	2011	2015	17,353,028			17,353,028	4,380,796	12,972,232
Thorne-Sagendorph Art Gallery	1992	2019	2,158,429			2,158,429	1,839,987	318,442
TOTAL INSTRUCTIONAL AND ADMINISTRATIVE BUILDINGS			108,970,492	138,000	(40,456)	109,068,036	62,137,262	46,930,774
<u>AUXILIARY ENTERPRISES</u>								
27 Appleton St.	1994	2013	32,310			32,310	9,693	22,617
361 Main Street	2005	2007	190,345			190,345	85,655	104,690
83/85 Blake Street	1991	1992	145,328			145,328	133,217	12,111
Bushnell Apartments	1963	2016	897,967			897,967	634,498	263,469
Butler Court	2007	2016	18,802,476			18,802,476	6,312,607	12,489,869
Carle Hall	1969	2019	3,860,346		(30,832)	3,829,514	3,190,153	639,361
College Camp on Wilson Pond	1929	2000	192,335			192,335	157,715	34,620
Fiske Hall	1916	2016	7,338,661			7,338,661	2,591,935	4,746,726
Holloway Hall	1989	2016	7,442,445			7,442,445	7,372,645	69,800
Huntress Hall	1926	2016	8,225,484			8,225,484	2,673,456	5,552,028
Living and Learning Commons	2017	2018	30,973,687			30,973,687	2,703,518	28,270,169
Monadnock Hall	1956	2011	1,037,417			1,037,417	660,717	376,700
Owl's Nest Building 1	1975	2010	486,132			486,132	419,487	66,645
Owl's Nest Building 2	1975	2010	486,132			486,132	419,487	66,645
Owl's Nest Building 3	1982	2010	694,093			694,093	627,448	66,645
Owl's Nest Building 4	1975	2010	486,132			486,132	419,487	66,645
Owl's Nest Building 5	1975	2010	486,132			486,132	419,487	66,645
Owl's Nest Building 6	1975	2010	486,132			486,132	419,487	66,645
Owl's Nest Building 7	1975	2010	486,132			486,132	419,487	66,645
Owl's Nest Building 8	1982	2010	694,093			694,093	627,448	66,645
Owl's Nest Building 9	1982	2010	694,093			694,093	627,448	66,645
Owl's Nest	1995	2011	353,823			353,823	299,310	54,513
Pondside I Residence Hall	1992	2016	3,944,481			3,944,481	3,601,042	343,439
Pondside II Apartments	2002	2011	38,758			38,758	25,580	13,178

**UNIVERSITY SYSTEM OF NEW HAMPSHIRE
KEENE STATE COLLEGE
PLANT FUND INVENTORY OF PROPERTY AND EQUIPMENT
AT JUNE 30, 2020**

	Year Constructed or Acquired	Year of Most Recent Modification	Investment June 30, 2019	Additions	Deductions	Investment June 30, 2020	Accumulated Depreciation	Net Investment June 30, 2020
Pondside II Building A	2002	2016	1,963,767			1,963,767	839,301	1,124,466
Pondside II Building B	2002	2016	1,989,864			1,989,864	843,998	1,145,866
Pondside II Building C	2002	2016	2,023,426			2,023,426	855,456	1,167,970
Pondside II Building D	2002	2016	1,963,767			1,963,767	839,301	1,124,466
Pondside II Building E	2002	2016	1,963,767			1,963,767	839,301	1,124,466
Pondside III Residence Hall	2006	2009	17,190,409			17,190,409	4,942,243	12,248,166
Randall House	1966	2016	2,292,579			2,292,579	1,680,249	612,330
Recreation Center	2016	NA	13,714,619			13,714,619	5,998,840	7,715,779
Young Student Center	1995	2020	21,365,958	54,270		21,420,228	17,817,563	3,602,665
Zorn Dining Commons	2005	2020	21,548,852	100,696		21,649,548	7,807,073	13,842,475
TOTAL AUXILIARY ENTERPRISES			174,491,942	154,966	(30,832)	174,616,076	77,314,332	97,301,744
LAND IMPROVEMENTS								
Art Gallery Landscape	1994	NA	56,512		(56,512)	-		-
Hale Building Landscaping	2011	NA	311,834			311,834	118,497	193,337
Owl Athletic Fields	2007	NA	750,193			750,193	558,024	192,169
TOTAL LAND IMPROVEMENTS			1,118,539	-	(56,512)	1,062,027	676,521	385,506
INFRASTRUCTURE								
Miscellaneous Improvements								
Data Network Upgrade	2004	NA	105,395			105,395	69,561	35,834
Emergency Communication System	2009	NA	35,000			35,000	16,100	18,900
Net Connectivity & Transport Equip	2009	2019	726,872			726,872	314,109	412,763
Subtotal Miscellaneous Improvements			867,267	-	-	867,267	399,770	467,497
Roads, Sidewalks and Parking Lots								
17 Bruder Street Parking Lot	2015	NA	31,424			31,424	6,913	24,511
23 Appleton Street - Parking Lot	2014	NA	188,039			188,039	48,890	139,149
Appian Way	1994	2007	2,487,989		(1,171,382)	1,316,607	917,663	398,944
Elliot Center Exterior Stairs	2017	NA	168,269			168,269	23,558	144,711
Madison Steet Parking	1999	2008	1,015,899			1,015,899	722,005	293,894
Mason Library Exterior Stairs	2017	NA	71,364			71,364	9,991	61,373
Owl's Nest Parking	2007	NA	46,518			46,518	25,120	21,398
Owl Stadium Parking	2008	NA	38,850			38,850	19,425	19,425
Parking Lots	1993	2010	109,190			109,190	95,006	14,184
Pondside III Parking	2010	NA	73,062			73,062	30,686	42,376
Redfern Arts Center Stairs	2018	NA	90,887			90,887	9,089	81,798
South Parking	2003	2005	109,910			109,910	71,837	38,073

**UNIVERSITY SYSTEM OF NEW HAMPSHIRE
KEENE STATE COLLEGE
PLANT FUND INVENTORY OF PROPERTY AND EQUIPMENT
AT JUNE 30, 2020**

	Year Constructed or Acquired	Year of Most Recent Modification	Investment June 30, 2019	Additions	Deductions	Investment June 30, 2020	Accumulated Depreciation	Net Investment June 30, 2020
South Pedestrian Walkway	1998	NA	85,664			85,664	77,098	8,566
Winchester Street Parking	1994	2007	1,221,691		(522,196)	699,495	377,727	321,768
Wyman Way	1997	2010	598,929			598,929	468,059	130,870
Total Roads, Sidewalks and Parking Lots			6,337,685	-	(1,693,578)	4,644,107	2,903,067	1,741,040
Heating and Electrical Improvements								
Heating Plant	2005	2007	9,408,467			9,408,467	3,949,353	5,459,114
Oil Tank Replacement	2016	NA	869,216			869,216	156,459	712,757
Steam Condensate Piping Replacement	2012	NA	39,944			39,944	13,581	26,363
Total Heating and Electrical Improvements			10,317,627	-	-	10,317,627	4,119,393	6,198,234
Sewerage Systems								
Child Development Center Sewer			64,290			64,290	32,144	32,146
Total Sewerage Systems			64,290			64,290	32,144	32,146
TOTAL INFRASTRUCTURE			17,586,869		(1,693,578)	15,893,291	7,454,374	8,438,917
TOTAL PROPERTY			308,239,761	292,966	(1,821,378)	306,711,349	147,582,489	159,128,860
DEPARTMENTAL INVENTORY OF EQUIPMENT			7,283,864	595,211	(272,860)	7,606,215	5,512,726	2,093,489
TOTAL KEENE STATE COLLEGE			\$ 315,523,625	888,177	(2,094,238)	314,317,564	153,095,215	161,222,349

**UNIVERSITY SYSTEM OF NEW HAMPSHIRE
GRANITE STATE COLLEGE
PLANT FUND INVENTORY OF PROPERTY AND EQUIPMENT
AT JUNE 30, 2020**

	Year Constructed or Acquired	Year of Most Recent Modification	Investment June 30, 2019	Additions	Deductions	Investment June 30, 2020	Accumulated Depreciation	Net Investment June 30, 2020
<u>LAND AND OUTLYING PROPERTIES</u>								
Hall Street	2015	NA	\$ 827,600			827,600	-	827,600
TOTAL LAND AND OUTLYING PROPERTIES			827,600			827,600	-	827,600
<u>INSTRUCTIONAL AND ADMINISTRATIVE BUILDINGS</u>								
Conway Tech Village	2007	NA	1,560,851			1,560,851	702,383	858,468
Hall Street	2015	2016	6,269,640			6,269,640	1,048,542	5,221,098
Manchester	2011	NA	114,426			114,426	114,426	-
Manchester - 1750 Elm St	2020	NA	-	72,744		72,744	14,549	58,195
Rochester	2011	NA	419,477			419,477	419,477	-
TOTAL INSTRUCTIONAL AND ADMINISTRATIVE BUILDINGS			8,364,394	72,744	-	8,437,138	2,299,377	6,137,761
TOTAL PROPERTY			9,191,994	72,744	-	9,264,738	2,299,377	6,965,361
DEPARTMENTAL INVENTORY OF EQUIPMENT			317,446	-	-	317,446	217,553	99,893
TOTAL GRANITE STATE COLLEGE			\$ 9,509,440	72,744	-	9,582,184	2,516,930	7,065,254

**UNIVERSITY SYSTEM OF NEW HAMPSHIRE
TRUSTEES/CHANCELLOR'S OFFICE
PLANT FUND INVENTORY OF PROPERTY AND EQUIPMENT
AT JUNE 30, 2020**

	Year Constructed or Acquired	Year of Most Recent Modification	Investment June 30, 2019	Additions	Deductions	Investment June 30, 2020	Accumulated Depreciation	Net Investment June 30, 2020
<u>ADMINISTRATIVE BUILDINGS</u>								
5 Chenell Drive	2015	NA	\$ 726,989			726,989	436,194	290,795
TOTAL ADMINISTRATIVE BUILDINGS			726,989	-	-	726,989	436,194	290,795
TOTAL PROPERTY			726,989	-	-	726,989	436,194	290,795
DEPARTMENTAL INVENTORY OF EQUIPMENT			368,320	5,905,059	(281,885)	5,991,494	72,116	5,919,378
TOTAL TRUSTEES/CHANCELLOR'S OFFICE			\$ 1,095,309	5,905,059	(281,885)	6,718,483	508,310	6,210,173

**UNIVERSITY OF NEW HAMPSHIRE
SUMMARY OF STATE CAPITAL MANIFEST PROJECTS
AS OF JUNE 30, 2020**

FUND(S)	ORG	CHAPTER/LAWS	STATE NUMBER	STATE APPROPRIATION	TOTAL AMOUNT EXPENDED	NET AVAILABLE
UNIVERSITY OF NEW HAMPSHIRE						
1XT166	UTDC04	CHAPTER 226:2 LAWS OF 1999 MURKLAND HALL	0166	\$ 600,000	585,518	-
1XT168	UTDC04	CHAPTER 226:2 LAWS OF 1999 KINGSBURY HALL	0167	680,000	680,000	-
1XT421	UTDC04	CHAPTER 202:2 LAWS OF 2001 (KEEP) MURKLAND HALL	0279	8,500,000	8,500,000	-
1XT422 / 1XT762	UTDC04	CHAPTER 202:2 LAWS OF 2001 (KEEP) KINGSBURY HALL PHASE II	0279	44,000,000	44,000,000	-
1XT622	UTDC04	CHAPTER 202:2 LAWS OF 2001 (KEEP) INFRASTRUCTURE	0279	5,000,000	5,000,000	-
1XT777 / 1XT855	UTDC04	CHAPTER 259:2 LAWS OF 2005 (KEEP II) DEMERRITT RENOVATION	0436	19,282,290	19,282,290	-
1XT842	UTDC04	CHAPTER 259:2 LAWS OF 2005 (KEEP II) JAMES HALL PROGRAMMING	0436	32,588,397	32,588,397	-
1XT863	UTDC04	CHAPTER 259:2 LAWS OF 2005 (KEEP II) PARSONS RENOVATION	0436	44,919,610	44,919,610	-
1XT960	UTDC04	CHAPTER 259:2 LAWS OF 2005 (KEEP II) NESMITH FEASIBILITY STUDY	0436	156,398	156,398	-
1XTD30	UTDC04	CHAPTER 226:2 LAWS OF 2013 MCCONNELL HALL	7981	2,500,000	2,500,000	-
1XTE40	UTDC04	CHAPTER 226:2 LAWS OF 2013 COWELL STADIUM LIGHTING	7981	1,500,000	1,500,000	-
1XTF11 1XTE37	UTDC04	CHAPTER 226:2 LAWS OF 2013 HEWITT ANNEX-VET LAB RELOCATION	7981	500,000	500,000	-
1XTH28	UTDC04	CHAPTER 220:3 LAWS OF 2015 PAUL CREATIVE ARTS CENTER	8294	2,228,476	2,228,476	-
1XTF85	UTDC04	CHAPTER 220:3 LAWS OF 2015 KENDALL HALL	8294	157,447	157,447	-
1XTF86	UTDC04	CHAPTER 220:3 LAWS OF 2015 FIELD HOUSE	8294	632,944	632,944	-
1XTF91	UTDC04	CHAPTER 220:3 LAWS OF 2015 KINGSBURY HALL	8294	104,511	104,511	-
1XTF02	UTDC04	CHAPTER 220:3 LAWS OF 2015 KENDALL HALL	8294	158,681	158,681	-
1XTH70	UTDC04	CHAPTER 220:3 LAWS OF 2015 BARTON HALL	8294	97,169	97,169	-
1XTJ16	UTDC04	CHAPTER 220:3 LAWS OF 2015 SMITH HALL	8294	37,272	37,272	-
1XTE88	UTDC04	CHAPTER 146 LAWS OF 2019 SPAULDING HALL	1354	10,000,000	10,000,000	-
TOTAL UNIVERSITY OF NEW HAMPSHIRE				173,643,195	173,628,713	-
PLYMOUTH STATE UNIVERSITY						
6XB051	PBPP01	CHAPTER 202:2 LAWS OF 2001 (KEEP) BOYD HALL DESIGN	0279	16,000,000	16,000,000	-
6XB101	PBPP01	CHAPTER 202:2 LAWS OF 2001 (KEEP) INFRASTRUCTURE 04	0279	450,000	450,000	-
6XB192	PBPP01	CHAPTER 259:2 LAWS OF 2005 (KEEP II) CENTRAL CAMPUS INFRASTRUCTURE	0436	3,900,000	3,900,000	-
6XB212 6XB253	PBPP01	CHAPTER 259:2 LAWS OF 2005 (KEEP II) PSU PE CENTER	0436	650,000	650,000	-
6XB309	PBPP01	CHAPTER 226:2 LAWS OF 2013 ALL WELL NORTH	7981	2,000,000	2,000,000	-
6XB308	PBPP01	CHAPTER 220:3 LAWS OF 2015 HYDE HALL	8294	707,000	707,000	-
6XB326	PBPP01	CHAPTER 0228:3 LAWS OF 2017 PSU PE CENTER	15000	3,000,000	3,000,000	-
TOTAL PLYMOUTH STATE UNIVERSITY				26,707,000	26,707,000	-

**UNIVERSITY OF NEW HAMPSHIRE
SUMMARY OF STATE CAPITAL MANIFEST PROJECTS
AS OF JUNE 30, 2020**

KEENE STATE COLLEGE

5XG049	KGAUNX	CHAPTER 202:2 LAWS OF 2001 (KEEP) MASON LIBRARY PHASE II	0279	4,000,000	4,000,000	-
5XG050	KGAUNX	CHAPTER 202:2 LAWS OF 2001 (KEEP) KEENE SCIENCE	0279	19,600,000	19,600,000	-
5XG060	KGAUNX	CHAPTER 202:2 LAWS OF 2001 (KEEP) INFRASTRUCTURE-HEATING PLANT	0279	450,000	450,000	-
5XG069	KGAUNX	CHAPTER 259:2 LAWS OF 2005 (KEEP II) KEENE INFRASTRUCTURE	0436	3,900,000	3,900,000	-
5XG087	KGAUNX	CHAPTER 259:2 LAWS OF 2005 (KEEP II) MEDIA ARTS	0436	350,000	350,000	-
5XG087	KGAUNX	CHAPTER 226:2 LAWS OF 2013 VISUAL & MEDIA ARTS CENTER	7981	641,347	641,347	-
5XT154	KTARNR	CHAPTER 226:2 LAWS OF 2013 REDFERN BUILDING HVAC IMPROVEMENTS TO MUSIC CL ^A	7981	358,653	358,653	-
5XG094	KTARNR	CHAPTER 220:3 LAWS OF 2015 REDFERN BUILDING HVAC IMPROVEMENTS	8294	118,988	118,988	-
5XT162	KTARNR	CHAPTER 220:3 LAWS OF 2015 ACCESS CONTROL PROJECT 1&2	8294	98,406	98,406	-

KEENE STATE COLLEGE				29,517,394	29,517,394	-
----------------------------	--	--	--	-------------------	-------------------	----------

GRANITE STATE COLLEGE

7X6695	CADMOP	CHAPTER 259:2 LAWS OF 2005 (KEEP II) TECHNOLOGY VILLAGE	0436	1,500,000	1,500,000	-
7X6711	CADMOP	CHAPTER 226:2 LAWS OF 2013 GSC GATEWAY CENTER PURCHASE	7981	500,000	500,000	-
7X6711	CADMOP	CHAPTER 220:3 LAWS OF 2015 GSC GATEWAY CENTER	8294	443,663	443,663	-
7X6712	CADMOP	CHAPTER 220:3 LAWS OF 2015 SAFETY PROJECTS	8294	215,443	215,443	-

TOTAL GRANITE STATE COLLEGE				2,659,106	2,659,106	-
------------------------------------	--	--	--	------------------	------------------	----------

NEW HAMPSHIRE PUBLIC BROADCASTING

1XN011	UNTV4A	CHAPTER 202:2 LAWS OF 2001 (KEEP) NHPTV	0279	2,000,000	2,000,000	-
1XN012/ 8X0012	UNTV4A	CHAPTER 259:2 LAWS OF 2005 (KEEP II) NHPTV	0436	2,253,305	2,253,305	-

				4,253,305	4,253,305	-
--	--	--	--	------------------	------------------	----------

TOTAL UNIVERSITY SYSTEM OF NEW HAMPSHIRE				\$ 236,780,000	236,765,518	-
-------------------------------------------------	--	--	--	-----------------------	--------------------	----------

SUMMARY BY STATE CHAPTER:

CHAPTER 226:2 LAWS OF 1999	0166	\$ 600,000	585,518	-
CHAPTER 226:2 LAWS OF 1999	0167	680,000	680,000	-
CHAPTER 202:2 LAWS OF 2001 (KEEP)	0279	100,000,000	100,000,000	-
CHAPTER 259:2 LAWS OF 2005 (KEEP II)	0436	109,500,000	109,500,000	-
CHAPTER 195:3 LAWS OF 2013	7981	8,000,000	8,000,000	-
CHAPTER 220:3 LAWS OF 2015	8294	5,000,000	5,000,000	-
CHAPTER 228:3 LAWS OF 2017	15500	3,000,000	3,000,000	-
CHAPTER 146 LAWS OF 2019	1354	10,000,000	10,000,000	-
Total		\$ 236,780,000	236,765,518	-

UNIVERSITY SYSTEM OF NEW HAMPSHIRE
DETAILED SCHEDULE OF UNEXPENDED PLANT FUND BALANCES
AT JUNE 30, 2020 AND 2019

Fund	Fund Title	2020	2019
<u>UNIVERSITY OF NEW HAMPSHIRE - DURHAM</u>			
<u>UNH IT</u>			
1XK001	HelpDesk Repl Sft Plant	\$ 100,869	97,938
1XK008	IT Central Replacement Acct	109,385	415,368
1XK009	IT Equipment Replacement	5,351,998	4,405,521
1XK011	IT Telecom R&R	5,688,293	7,821,818
TOTAL UNH IT		11,250,545	12,740,645
<u>HOUSING</u>			
1XQ024	UNH Housing R&R Reserves	120,051	2,395,590
1XQ443	Furniture Summer 2018 FY19	-	326
1XQ447	Exterior Door Replacement	-	5,766
1XQ452	Housing Study	-	30,426
1XTC83	OBA Christensen Roof Replace	76,029	-
1XTK23	Woodsides ABC - Boiler Replacement	-	112,690
1XTK80	Parking Lot Pay & Display Installs	1,850	380
1XTK81	Gregg - Move AC from Rm 420 to 437	613	613
1XTL01	Campus Security Cameras	850	850
1XTL48	Dining Bldgs - Digital Menu Boards	-	3,399
1XTL51	Stoke - High Voltage Replacement	84,141	228
1XTL76	Campus Salt Inhibitor Application	21,050	21,950
1XTL90	1 Leavitt Lane - Card Access	1,523	1,523
1XTM10	Stoke Hall - Card Access	-	300
1XTM16	District System Heat Exch Cleaning	5,102	5,102
1XTM45	Service Bldg Art Dept Spray Booth	-	48,381
1XTN09	Field Hse Relocate Spec Events Pwr	16,726	30,000
1XTN47	Christensen - Relocate Elec. Panels	23,000	-
1XTN70	PCAC - High Voltage Electrical Serv	90,494	-
1XTN73	Indoor Pool Electrical Service Repl	11,700	-
1XTN75	Stoke Hall - Lounge Updates	6,550	-
TOTAL HOUSING		459,679	2,657,524
<u>DINING</u>			
1XQ022	UNH Dining R&R Reserves	3,483,694	3,463,253
1XQ457	Hospitality Dining Hall Summer Proj	7,266	-
1XTG01	Philbrook Hall - Replace Boiler	-	5,500
1XTG37	Philbrook Refrigeration Rack System	-	261,506
1XTH05	Stillings Andover Controls Sys Conv	2,945	2,945
1XTK59	Stoke Hall - Elevator Upgrade	-	36,898
TOTAL DINING		3,493,905	3,770,102
<u>OTHER AUXILIARY</u>			
1XA010	VPAA Health Services R&R	4,176,562	4,176,441
1XJ005	VPSA Health Services Computer Syst	100	100

UNIVERSITY SYSTEM OF NEW HAMPSHIRE
DETAILED SCHEDULE OF UNEXPENDED PLANT FUND BALANCES
AT JUNE 30, 2020 AND 2019

Fund	Fund Title	2020	2019
1XJ019	VPSA MUB Unexpended R&R	2,232,614	2,107,614
1XJ043	VPSA MUB Theater	2	2
1XJ067	Whittemore Center R&R Reserves	250	250
1XQ105	Business Affairs BSC R & R Reserve	170,768	170,768
1XQ128	Transportation R & R Reserve	4,263,599	3,543,105
1XQ163	Printing R & R Reserve	240,778	274,053
1XQ164	Mail Svcs NHCUC Vehicle Replmnt	-	14,430
1XQ171	UTS Bus Procurement	155,630	155,630
1XQ174	Mail Services R & R Reserve	37,620	23,190
1XQ303	CNG Fueling Station Maint & Repair	78,556	100,548
1XQ330	Garage Equipment Replacement	38	1,681
1XQ414	Parking Lot Maintenance	164,064	94,290
1XQ427	UCO Facility & Equipment Upgrades	326,527	319,726
1XQ450	Print Dept Small Projects	29,775	49,614
1XS003	Athletic Dept R & R	1	8,496
1XT989	Co-Gen/Utility System Repairs	307,628	329,923
1XTB12	Ecoline R&R	2,792,810	3,153,728
1XTECO	Ecoline Renewal and Replacement	3,950,000	3,450,000
1XTG48	Whittemore Center Generator Upgrade	584	584
1XTG56	Whittemore - Ice Sensor Syst Power	795	795
1XTG98	Health Services Renov-Expansion	57,769	57,769
1XTH10	MUB - 2nd Floor South Deck Repl	-	1
1XTH68	Health Serv - Dry Sprinkler Piping	-	15,084
1XTJ80	Gregg Hall-Chiller Replacement	14,369	14,819
1XTK02	Health Services -Odor Investigation	500	500
1XTM20	121 Tech Dr - Fume Hood SW101	-	3,120
1XTM39	Field House - 1st Floor AC Install	478,612	763,640
1XTM59	MUB -Granite Square Mailbox Removal	-	1,080
1XTM69	Health & Wellness - 2nd Fl Upgrades	-	53,800
TOTAL OTHER AUXILIARY		19,479,951	18,884,781
<u>CAMPUS RECREATION</u>			
1XJ020	VPSA Recreation R&R	3,513,965	3,467,924
1XJ021	VPSA Student Rec Field	362,557	362,557
1XJTRF	Turf Field Operations	5,695	1,976
1XJTRM	Turf Field Major Repairs	103,088	87,861
TOTAL CAMPUS RECREATION		3,985,305	3,920,318
<u>ACADEMIC & ADMINISTRATIVE</u>			
1XG002	Alumni EAC Capital Fund Class of 42	208,517	203,551
1XT014	UNH R&R Elliott Alumni Ctr Priority	734	135,334
1XT955	Paul College Construction	23,609	30,506
1XTA64	T-Hall - Misc Repairs	527	4,513
1XTB98	Ham-Smith Renovation Programming	212,153	263,777
1XTC07	Classroom White Board Replacements	7,478	7,478
1XTD19	Huddleston - Misc Repairs	6,875	341

UNIVERSITY SYSTEM OF NEW HAMPSHIRE
DETAILED SCHEDULE OF UNEXPENDED PLANT FUND BALANCES
AT JUNE 30, 2020 AND 2019

Fund	Fund Title	2020	2019
1XTD24	Field House - Misc Repairs	11,067	28,417
1XTD30	McConnell Hall Repurpose - Renov	24,612	24,612
1XTD82	1 Leavitt Lane - Misc Rep & Electr	-	1,731
1XTE14	Dimond Library Space Repurposing	-	37,681
1XTE46	1 Leavitt Lane - HVAC Modifications	-	3,345
1XTE58	Pettee Hall - Misc Repairs & Modif	689	-
1XTE69	Spaulding Hall - Misc Repairs	652	2,626
1XTE92	Rudman Hall Fire Alarm Replacement	36,757	416,775
1XTF02	Kendall Ceiling & Floor Abatement	-	85,441
1XTF30	Kingsbury Hall - Card Access	745	-
1XTF50	Barton-Cole - Misc Repairs & Upgr	225	225
1XTF59	Barton Hall - B119 Renovation	967	967
1XTF64	Dimond Lib - Minor Repairs-Upgrades	-	4,298
1XTG27	Service Bldg Heat & Life Safety	-	95,192
1XTG53	Presidents House Repairs-SAARC	79	25
1XTG55	Conant Hall-Room 204 & 221 Upgrades	500	500
1XTG78	1 LL Data Ctr West Fire Suppression	101	101
1XTG97	Eye Wash & Shower Station Installs	3,504	3,504
1XTH15	Huddleston Hall Ballroom AC	111,902	902,876
1XTH28	PCAC Elevator Install-Bathroom Ren	-	152,527
1XTH29	Morrill Hall Room 4 Renovation	826	826
1XTH38	Rudman - Install Steam Turbine	27,311	27,371
1XTH39	Rudman Animal Area Add Filtration	900	900
1XTH40	Huddleston Hall Egress Modif	37,383	37,383
1XTH62	Morse Hall-Misc Upgrades & Repairs	4,019	367
1XTH74	Rudman Lab Fume Hd Contr Syst Repl	1,822,771	3,315,447
1XTH77	McConnell Hall - Misc Repairs-Upgr	237	237
1XTH82	James Hall AHU Snow Melt System	-	27,500
1XTH85	1 Leavitt Lane Data Ctr UPS Upgrade	-	15,704
1XTH92	Hood House - Renovations & Upgrades	12,972	85,914
1XTJ05	CSDC - Misc Repairs and Upgrades	650	-
1XTJ10	NEC Boiler Repl and BAS Controls	65,813	832
1XTJ19	MacFarlane Greenhouse-2nd Floor Use	880	880
1XTJ27	Emerg Lock Down Install - NEC & EAC	392	392
1XTJ34	Field House 331B Ductless Split AC	1,810	1,810
1XTJ36	Grounds & Roads Bathroom Renov	169	169
1XTJ46	Edgewood Water Tank Decommission	2,500	98,585
1XTJ55	Conant Hall - Interior Renovations	58,925	58,925
1XTJ68	Hamel Rec Center - IFB Repayment	-	-
1XTJ69	Hamilton-Smith Renov-IFB Repayment	-	-
1XTJ70	T-Hall Retaining Wall - Walkway Rep	105,580	105,580
1XTJ75	MacFarlane GreenHse-Classroom Reno	100	100
1XTJ83	Ham Smith Sewer Line Replacement	-	38,655
1XTJ97	Parsons Hall - Misc Repairs & Upgra	5,967	11,778
1XTK05	Smith Hall - RM 416 Cooling	-	3,507
1XTK15	Burley-Demerritt Org Dairy - Paving	1,104	1,104

UNIVERSITY SYSTEM OF NEW HAMPSHIRE
DETAILED SCHEDULE OF UNEXPENDED PLANT FUND BALANCES
AT JUNE 30, 2020 AND 2019

Fund	Fund Title	2020	2019
1XTK24	Keener Dairy - High Tunnels	96	85
1XTK36	Thompson Hall - Replace Furniture	-	5,002
1XTK40	NEC - Strafford Ave Water Valve Rep	2,039	2,039
1XTK50	Browne Center - Install Heat Pumps	1,950	1,950
1XTK52	Field House - New Ski Locker Room	3,300	4,020
1XTK57	Field House Steam to DHW Syst Repl	-	51,255
1XTK62	James Hall - Replace Heat Exchanger	-	6,395
1XTK70	Stoke - Registrar's Offices Renov	956	8,760
1XTK71	10 Pettee Brook Addt Lease Fit Out	-	1,467
1XTK73	CSDC- Roof and Misc Repairs	9,623	14,814
1XTK74	Whittemore - Dehumidification Sys	72,878	158,493
1XTK75	Elliott Alumni - Boiler Replacement	-	40,439
1XTK78	Huddleston Hall - Roof Replacement	26,219	26,219
1XTK79	Rudman Hall - Replace ARO Autoclave	18,051	20,151
1XTK82	9 Madbury Rd Lease - PIRC Fit-Up	-	88,570
1XTK84	FAMIS Replacement	760	2,000,000
1XTK89	Parsons - Rm S128 Ammonia Gas Sys	-	7,237
1XTK90	Philbrook - Kitchen Modifications	238,261	2,177,036
1XTK99	College Brook Culvert Repair	337,838	613,952
1XTL13	Gregg Hall - Misc Repairs & Upgrade	1,385	1,385
1XTL14	Hewitt Hall - Rm G02 Renovations	-	247,705
1XTL19	Parsons - N104 & N108 Renovations	83,928	33,175
1XTL27	Telecom Center - Addition and Renov	1,268,496	269,050
1XTL28	T-Hall - Graduate Student Center	3,166	3,166
1XTL29	James Hall - AHU-3 Repair	1,920	1,920
1XTL30	Stoke - BSC Exterior Wall Repairs	-	13,778
1XTL32	Parsons - Chilled Water System Rep	-	18,415
1XTL34	T-Hall Card Access-Security Camera	-	6,637
1XTL36	NH Hall Window Repl - Ext Painting	244,782	-
1XTL38	Marine Facility - Fire Restoration	16,282	16,282
1XTL41	Nesmith - Improvements to G17-G26	-	2,355
1XTL42	President's House Int-Ext Repairs	-	54
1XTL53	MacFarlane Greenhouse Renovations	462,684	1,938,650
1XTL54	Taylor Hall - Misc Repairs & Upg	1,761	1,761
1XTL58	MacFarlane Greenhouse HVAC Repl	-	5,848
1XTL60	Major Capital Projects Reserve	7,635,000	7,470,000
1XTL62	Elliott Alumni - Chiller Mods&Upgr	12,645	16,000
1XTL63	Campus Tree Removal	796	796
1XTL64	McLaughlin Hall - Fire Alarm Replac	25,711	151,245
1XTL68	Hewitt - Fire Alarm Replacement	21,473	29,597
1XTL69	Morse Hall Rm 159 and 160 Lab Renov	9,851	125,254
1XTL70	Philbrook - Cafe Equipment Reorg	-	850
1XTL71	Rudman Level G Instr Supp Expan	-	42,427
1XTL84	PCAC -1st fl Music Wing Restoration	6,447	6,447
1XTL87	Main St Water Main-NH Hall-Congreve	-	10,000
1XTL89	Dimond - Room 402 Replace Flooring	-	18,967

UNIVERSITY SYSTEM OF NEW HAMPSHIRE
DETAILED SCHEDULE OF UNEXPENDED PLANT FUND BALANCES
AT JUNE 30, 2020 AND 2019

Fund	Fund Title	2020	2019
1XTL93	Mills Hall - Replace Cooling Tower	62,634	117,949
1XTL95	Horton Hall - G04 Classroom AC	40,625	706,200
1XTL96	Forest Park Decommissioning	46,277	256,863
1XTL98	Taylor Hall - Drainage Installation	846	3,194
1XTM01	Field House - Repave West Parking	7,853	12,403
1XTM02	Parking Lot E1 Repaving	-	173,015
1XTM03	NH Hall - Rm 300ZPA Mezzanine Mods	-	10,994
1XTM04	PCAC - Drainage Installation	972	7,219
1XTM05	Main St - Crosswalk Design & Coring	-	1,589
1XTM06	EAC - Patio Egress Stair	3,404	3,404
1XTM08	Holloway Conf Area Carpeting Repl	6,525	14,762
1XTM12	MUB - Strafford Rm Exterior Egress	4,324	107,783
1XTM13	Campus Dual-Temp Interconnection	61,083	145,820
1XTM14	Elliott Alumni - Rm 102 Renovation	-	4,773
1XTM17	Morrill - Drainage Installation	3,193	3,693
1XTM22	Fish Hatchery - Misc Repairs & Upgr	688	688
1XTM23	T-Hall Finance and Planning Offices	50,787	153,318
1XTM24	Mills to Fairchild Repl Condensate	-	430
1XTM25	Holloway Retro-Commissioning Repair	35,642	50,447
1XTM27	10 West Edge - Roof Replacement	312	5,000
1XTM28	Paul College - Entrance Grate Rep	-	3,429
1XTM29	Academic Way Improvements-Mods.	43,974	81,195
1XTM30	T-Hall - G01A Testing Center	69,719	69,794
1XTM31	Utility Distr HVT086 to Handler	1,323	-
1XTM35	T-Hall - Clock Tower Repairs	50,000	-
1XTM36	Demeritt Hall - Rm 112 Carpet Repl	10,300	-
1XTM37	Dimond - South Wall Masonry Repoint	-	864
1XTM38	Tennis Court Renovation	-	7,000
1XTM40	Stoke - Business in Practice Renov	10,994	26,389
1XTM41	TSAS Campus Master Planning	10	9,965
1XTM42	Hood House - Attic Access Mods	3,600	26,100
1XTM43	T-Hall - Attic and Roof Access Mods	8,236	50,500
1XTM44	Field House - Indoor Access Mods	463	463
1XTM46	Active Learning Classroom Improv	22,168	131,043
1XTM47	MUB Hillside Stair-West Side	19,230	30,000
1XTM48	Murkland - COLA BSC Relocation	9,536	79,000
1XTM50	Adams Tower - New Boiler Install	139,617	649,248
1XTM51	T-Hall - Replace Elevator Cylinder	263,640	-
1XTM52	MUB - Replace Radiator Heating	-	20,000
1XTM53	Kingsbury - North Wall Repairs	-	1,354
1XTM55	Morse - Elev NHE 1997 and 1998 Upgr	504,250	-
1XTM57	Philbrook Hall - Boiler Replacement	9,706	98,752
1XTM60	Holloway - DD Exhaust and Cooling	8,227	8,227
1XTM63	Zais Hall - Room 101 Flooring Repl	581	47,194
1XTM64	Chase Ocean Eng - Rm 121 Renovation	-	8,385
1XTM66	Field House - UV Filter Replacement	24,718	112,125

UNIVERSITY SYSTEM OF NEW HAMPSHIRE
DETAILED SCHEDULE OF UNEXPENDED PLANT FUND BALANCES
AT JUNE 30, 2020 AND 2019

Fund	Fund Title	2020	2019
1XTM68	Library Way Utility Tunnel Reconstr	-	1,405
1XTM70	PCAC Rm A203 Art Lab Improv	-	20,645
1XTM71	Campus - Space Planning Studies	12,404	32,700
1XTM73	1 Leavitt Ln Upgr Paint and Carpet	-	5,421
1XTM74	Huddleston - 307, 308 Carpet Repl	-	15,500
1XTM79	NH Hall - Water Infiltration Gnd Fl	-	20,000
1XTM80	Morrill Hall - Programming Study	31,799	57,720
1XTM83	Equine Facilities Planning Study	-	10,600
1XTM85	President's House - Solarium Renov	-	4,327
1XTM86	Dimond - Special Collections Upgr	2,332	11,866
1XTM87	Huddleston Hall - Slate Roof Repair	-	39,596
1XTM88	Parsons Hall - SmartStack	-	50,000
1XTM89	PCAC -Indoor Air Quality Assessment	7	7
1XTM91	Smith Hall - Exterior Painting	140	24,975
1XTM92	Woodman Barn - Foundation Repair	28,899	2,938
1XTM93	Elliott Alumni Center - 1925 Room	12,621	11,688
1XTM94	PCAC-Museum Track Lighting-Receipt	638	51,995
1XTM95	MUB - Granite State Rm Chiller Repl	-	18,500
1XTM97	PCAC Johnson Theatre Modernization	30,000	30,000
1XTM98	PCAC Planning	73,200	100,000
1XTM99	Rudman Vivarium Upgrades-Phase 2	100,000	100,000
1XTN00	Barton-Cole-Putnam Relocation Costs	85,936	96,847
1XTN01	T-Hall - G302 Conference Room	339	7,100
1XTN04	Parsons Hall - Doorway Replacement	2,156	17,500
1XTN05	Hewitt - Duel Temperature Tie In	37,734	-
1XTN06	Field House - Concrete Spalling Rep	68,194	-
1XTN08	Wildcat Stadium - Victory Club TV	8,354	8,354
1XTN10	Morse Hall - Rm 332 Renovation	-	(70)
1XTN12	Wildcat Stadium - Misc Repairs	4,133	10,213
1XTN19	Whittemore Ice and Arena Renov	154,477	-
1XTN20	PCAC -218 and 223 Fixed Seating Rep	477	-
1XTN21	MUB Office Multi-Cultural Students	49,546	-
1XTN22	Dimond - Rm 421 Minor Renovations	28,740	-
1XTN23	Barton-Cole Assessment & Repairs	5,500	-
1XTN24	Zais - Water Infiltration Design	3,000	-
1XTN25	Keener Dairy - Standby Generator	220	-
1XTN26	Rudman AHU-4 Assessment & Repair	17,492	-
1XTN27	Handler Hall - Replace PVI HW Tanks	773,571	-
1XTN28	Service Bldg - Storm Water Design	13,800	-
1XTN31	Williamson Hall - Roof Replacement	3,548	-
1XTN37	Christensen Hall A-Tower Roof Repl	2,048	-
1XTN41	Field House - Pool Chemical Storage	32,000	-
1XTN42	T-Hall - Testing Center - Phase 2	34,145	-
1XTN43	Lord Hall- Fire Alarm Replacement	3,000	-
1XTN45	Pettee - Drainage Repa & Stair Demo	86,100	-
1XTN46	PCAC - Fire Alarm Replacement	50,000	-

UNIVERSITY SYSTEM OF NEW HAMPSHIRE
DETAILED SCHEDULE OF UNEXPENDED PLANT FUND BALANCES
AT JUNE 30, 2020 AND 2019

Fund	Fund Title	2020	2019
1XTN48	Holloway - Front Stairs Repairs	7,390	-
1XTN49	MUB Bookstore Water Infiltration Re	2,000	-
1XTN50	Dimond Library Planning Effort	35,181	-
1XTN52	Cole Hall - Instructional Space Imp	58,707	-
1XTN53	Taylor - Flat and Shingle Roof Repl	12,335	-
1XTN54	McLaughlin - Abatement and Carpet	2,435	-
1XTN55	McLaughlin - Sprinkler Location	600	-
1XTN57	NEC Stair STR0079 Reconstruction	2,000	-
1XTN58	College Road - Extend Sidewalk	7,600	-
1XTN59	McDaniel Drive - Extend Sidewalk	28,100	-
1XTN60	PCAC - Music Wing Elevator	34,217	-
1XTN63	CSDC - Playground Repairs	41,180	-
1XTN64	Morse - Emergency Eyewash Install	3,344	-
1XTN65	CHP Siemens Turbine Generator Repl	60,756	-
1XTN67	Chase Ocean - Rm S210 HVAC Repair	7,640	-
1XTN69	Holloway - Euro Kitchen Gasline Upg	36,743	-
1XTN78	Kingsbury Hall - Career Services	23,360	-
1XTN80	Dimond - Interior Heating Distr	560	-
1XTN83	Field Hse - Outdoor Deck-Roof Repla	68,888	-
1XTN85	Morse Hall - Rm 419 New Equipment	174,400	-
1XTN86	Philbrook - Bathroom Locker Reno	28,899	-
1XTN91	Parsons Hall - N209 TEAL Classroom	35,000	-
1XTP02	Putnam Hall - EMS COVID-19 Prep	(21,624)	-
1XTP03	Academic Way-Utility Upgr-Reroute	1,039,408	-
1XTP05	Haaland Hall - PVI Tank Replacement	98,849	-
1XTP08	H&W COVID Testing Instrumentation	(2,550)	-
1XTP09	Hubbard Hall - Bedroom Doors	3,550	-
TOTAL ACADEMIC & ADMINISTRATIVE		18,381,275	25,890,355
<u>ALL OTHER</u>			
1X0ADJ	UNH Unexpended Plant Adjustments	(1,685,953)	(880,381)
1X5C24	Bus Maint Lift Repl - Match	(31)	-
1X5C25	Bus Shelters-Main St West-Match	-	31,432
1X5C26	Main Street South Sidewalk-Match	103,724	79,000
1XA001	VPAA R&R Electronic Campus	158,785	181,193
1XA003	VPAA Grad School R&R Electronic Cmp	2	2
1XA011	VPAA Health Services Computer Syst.	217,955	217,955
1XA014	AT Technology Fee - Plant	1,366,058	1,388,682
1XA016	Academic Technology Plant	402,325	933,933
1XA049	VPAA Health Services Equip Replace	75,280	94,851
1XA050	VPAA Counseling Center	20,297	16,790
1XB002	COLSA Green House Facilities	1,624	1,624
1XB003	COLSA Misc R&R	1,832,702	1,858,882
1XB005	COLSA TS Facilities Maint/Repairs	17,167	17,167
1XB015	COLSA TSAS Computer Replacement	22,864	22,864
1XB022	COLSA NR Dept Equipment Fund	4,906	4,906

UNIVERSITY SYSTEM OF NEW HAMPSHIRE
DETAILED SCHEDULE OF UNEXPENDED PLANT FUND BALANCES
AT JUNE 30, 2020 AND 2019

Fund	Fund Title	2020	2019
1XB025	COLSA TSAS Vehicle Replacement	89,681	89,681
1XB033	COLSA TS Logging Equip R&R	871	871
1XB036	AES R&R	2,339,414	1,591,790
1XD001	CEPS Earth Science Van Fund	22,871	23,748
1XE005	Paul College Technology R&R Fund	811,600	1,267,289
1XF003	SHHS miscellaneous R&R	6,620,498	6,620,498
1XF004	Browne Center R&R	11,394	11,394
1XG020	Phonathon Program Automation	10,129	10,129
1XG021	Photo and Video Services Equip Repl	55,845	72,527
1XG023	Advancement Equipment Replacement	16,118	13,410
1XG025	Advancement CRM System Replacement	188,808	598,031
1XJ059	SAF Equipment Replacement	417,505	468,438
1XJ060	SAF Computer Replacement	-	-
1XJ068	Ice Plant/Equipment Sinking Fund	38,159	38,159
1XL001	Library Equip & Physical Plant Fund	-	727,931
1XL002	Library Repair & Replacement	-	59,355
1XP001	UNH Police Vehicle Replacement	96,592	117,913
1XPEMR	UNH Police Emergency Preparedness	236,879	99,505
1XR005	UIC Equipment Replacement Fund	31,533	24,468
1XRIO2	IOL Plant Fund for New Building	64,658	64,658
1XROSR	OSR Equipment Replacement Fund	29,535	29,535
1XRRCI	RCI Equipment Replacement	326,458	313,196
1XT025	UNH R&R Emergency Repairs	433,049	6,370
1XT038	UNH R&R Campus Pavement	13,945	20,260
1XT041	UNH R&R Utility Tunnel Repairs	124,645	81,113
1XT069	UNH R&R Fire Station Repair&Upgrade	74,281	49,281
1XT119	UNH R&R Exterior Stairs	58,904	50,104
1XT218	UNH R&R Water System Repairs	363,383	275,810
1XT543	Sewer System Upgrades	79,506	41,174
1XT708	Campus Tribute Gift Projects	8,111	17,200
1XT785	SARRC Discretionary Funds	4,763,023	1,730,055
1XT787	SARRC-VPAA Unexpended	167,396	83,875
1XT788	SARRC-VPFA Unexpended	75,319	44,272
1XT789	SARRC-VPR&PS Unexpended	55,880	39,629
1XT790	SAARC - VP Enrollment Unexp	-	30,997
1XT791	SARRC-VP Advancement Unexp	90,436	70,436
1XT793	Campus Beautification Gift Fund	865	865
1XT811	Water Supply Study	4,558	18,118
1XT826	Design-Future Inst R&R Projects	1,333	92
1XT844	Radio Meter Reading System	80,047	67,995
1XT877	Emcor Contracted Utility Repairs	37,704	6,116
1XT907	Energy Efficiency Projects	2,231,627	1,973,012
1XT947	UNH/Durham Traffic Model	9,672	6,672
1XT958	ADA Projects	322,159	230,111
1XT994	Storm Drain Repair & Replace	179,429	104,429
1XTA25	Asset Management/Maintenance	46,916	447,713

UNIVERSITY SYSTEM OF NEW HAMPSHIRE
DETAILED SCHEDULE OF UNEXPENDED PLANT FUND BALANCES
AT JUNE 30, 2020 AND 2019

Fund	Fund Title	2020	2019
1XTA59	Solar Major Overhaul	983,755	695,755
1XTA60	Solar Recuperator	377,889	305,889
1XTA66	SARRC - Athletics Discretionary	9,179	10,842
1XTA68	Rail Corridor Safety Protection	1,458	1,458
1XTA69	Rail Platform/Transit Station Maint	10,230	10,113
1XTB02	Sidewalk Repairs	15,954	339
1XTB03	Campus Tree Planting/Repl	-	1,458
1XTB83	High Voltage Electr Distribution	177,662	63,062
1XTB86	Miscellaneous Electrical	-	133
1XTB87	AV - Electrical Projects	-	6,906
1XTC15	Landscape Repairs & Renovations	-	66,114
1XTC61	Paul College - IFB Repayment	-	-
1XTC99	Bike Rack Installations	14,761	14,761
1XTD48	Roof Safety Restraint Systems	-	25,707
1XTD68	South Drive Design Advancement	2,152	4,152
1XTDMA	UNH Deferred Maint Assessments	1,124,482	919,518
1XTE07	UNH Campus Exterior Lighting Improv	-	2,219
1XTE08	Signs - Campus Wayfinding and Bldg	28,994	156,894
1XTF36	Repl Interior Room Signs-Mult Bldgs	-	9,434
1XTF37	Campus Fire Alarm Infrastructure	14,105	34,005
1XTG39	Madbury Commons Lease - Furniture	-	10
1XTG47	66 Main Street Development	13,958	13,958
1XTG91	MUB Move CO2 Tank from PPC	1,454	1,454
1XTGEN	University Operations Equipment 09	-	921,533
1XTH07	Mendums Pond - Temporary Walkway	567	567
1XTH42	Museum of Art Planning Study	-	3,491
1XTH51	Kingsbury-Generator Gas Service	-	12,231
1XTH53	East Stadium Upgrades and Repairs	-	537
1XTH55	West Stadium - IFB Repayment	-	-
1XTH76	Ham-Smith Sanitary Sewer System	-	45,066
1XTH80	MUB Pedestrian Bridge Repair-Upgr	-	3,000
1XTJ02	Paul College-Generator Connect-Hub	138	138
1XTJ17	Main St Piping Repl - HVT092-94	-	9,552
1XTJ21	Exterior Stairs-Main St-Dairy Bar	1,106	1,106
1XTJ29	Ultra-Low Freezer Replacement Progr	9,100	1,600
1XTJ31	Rudman-Inst Sterilizer-Cage Washer	40,101	475,670
1XTJ32	High Voltage Circuit 12 Ext - Loop	-	61,180
1XTJ39	Transp Garage Nat Gas Boiler Conv	3,038	3,038
1XTJ58	Campus Fire Damper Study	6,382	6,382
1XTJ60	Utility Pole Storage Area	-	2,304
1XTJ62	Dimond-Conant - Remove Steam Serv	9,206	9,206
1XTJ66	2 Leavitt - 75 KVA Transformer Repl	-	4,000
1XTJ67	6 Leavitt-225 KVA Transformer Repl	-	4,500
1XTJ86	Transportation Garage Misc Repairs	-	175
1XTJ89	Arts Center Study	-	7,514
1XTJ94	Browne Center - Misc Repairs & Upgr	200	200

**UNIVERSITY SYSTEM OF NEW HAMPSHIRE
 DETAILED SCHEDULE OF UNEXPENDED PLANT FUND BALANCES
 AT JUNE 30, 2020 AND 2019**

Fund	Fund Title	2020	2019
1XTK00	Central Heat Plant - Major Repairs	51,839	77,738
1XTK13	UNHM Mechanical Technology Lab	1,247	-
1XTK30	Strategic Infrastructure Improvement	6,070,615	3,688,415
1XTK61	Williamson - Drainage Improve & Rep	44	44
1XTK65	Kingman Main Lab -Install Generator	1,680	1,680
1XTK69	BAS Upgrades	1,385	1,385
1XTL09	MUB - Driveway & Sidewalk	-	54,171
1XTL12	Northwest Heat Plant	-	226,844
1XTL22	PCAC - Bratton ADA Access	2,823	5,167
1XTL31	South Drive Connection	9,294	15,003
1XTL40	CHP - Siemens Core Replacement	300,000	-
1XTL46	Fairchild - Site Stairs	4,725	4,725
1XTL47	Morse Hall Security Upgrades	-	30,737
1XTL56	Kendall Hall Levels 3-5 Repurposing	606,864	3,087,098
1XTL85	Morse Hall HVAC Evaluation	35,244	35,244
1XTL88	Hewitt-Telecom-Rudman Courtyd Study	682	682
1XTM07	PCAC - Update Life Safety Report	1,528	1,528
1XTM09	Utility Distr Realign Sub Station 1	4,049	497,041
1XTM49	Dimond - Major Chiller Repairs	-	39,980
1XTM56	Morse - Telecom Closet Construction	1,002	1,002
1XTM58	Co-Gen Plant- Power Factor Correct	-	19,395
1XTM61	Gables A,B,C - Replace Transformers	1,130	95,000
1XTM62	Co-Gen Plant - Heat Exchanger Repl	140,500	-
1XTM65	Campus Envelope and Interior Paint	61,353	7,992
1XTM72	Utility Circuit 11 Conduit Repl	50,000	-
1XTN13	Utility Distr New Sub Station 4	1,100	334,388
1XTN14	Utility Distr Upgrade Sub Station 2	-	92,612
1XTN16	Williamson & Christensen SecCameras	564	-
1XTN30	McLaughlin - Replace exterior stair	163,339	-
1XTN34	Rudman Hall - AHU 3 Replacement	17,609	-
1XTN35	Thermal Energy Storage Tank	1,746	-
1XTN61	EAC- Renovate Restrooms 109 & 111	111,960	-
1XTN62	Stoke Hall - Lobby Renovation	1,220	-
1XTN68	Research - Stand-by Power Projects	400,000	-
1XTN82	Presidents House - Security Cameras	24,270	-
1XTN88	Whittemore Ctr Fire Alarm Repairs	5,000	-
1XTN93	Utility Distr 5KV Loop Circ 8 & 10	12,128	-
1XTN95	Utility 35KV Loop Circuit 11 & 12	78,775	-
1XTN98	CHP-Wtr Plt IT Security Remediation	16,788	-
1XTOMR	Operations & Maintenance R&R Reserve	-	1,198,213
	TOTAL ALL OTHER	34,194,815	35,040,380
TOTAL UNIVERSITY OF NEW HAMPSHIRE - DURHAM		91,245,475	102,904,105

UNIVERSITY OF NEW HAMPSHIRE AT MANCHESTER

**UNIVERSITY SYSTEM OF NEW HAMPSHIRE
 DETAILED SCHEDULE OF UNEXPENDED PLANT FUND BALANCES
 AT JUNE 30, 2020 AND 2019**

Fund	Fund Title	2020	2019
	<u>ALL OTHER</u>		
1XM005	Comm Arts Equipment Reserve	10	10
1XM006	Library Equipment Reservet	129	129
1XM007	UNHM Unexpended R&R General	-	20,425
1XM008	UNHM Computer Lab Equip Replac	48,756	25,935
	TOTAL ALL OTHER	48,895	46,499
TOTAL UNIVERSITY OF NEW HAMPSHIRE AT MANCHESTER		48,895	46,499
<u>UNIVERSITY OF NEW HAMPSHIRE SCHOOL OF LAW</u>			
	<u>ALL OTHER</u>		
1XH710	UNHL Unexpended Plant Funds	425,773	1,073,277
	TOTAL ALL OTHER	425,773	1,073,277
TOTAL UNIVERSITY OF NEW HAMPSHIRE SCHOOL OF LAW		425,773	1,073,277
<u>PLYMOUTH STATE UNIVERSITY</u>			
	<u>HOUSING, DINING & OTHER AUXILIARY</u>		
6XB331	Smith Hall Renovation	-	1,195,631
6XB335	HUB Rubber Roof Replacement	-	257,139
6XB338	Dining Program - Phase I SU '19	879,253	-
6XF031	Ice Arena Repair & Renovation	1,381,972	1,384,467
6XS006	Prospect Dining Remodeling	-	2,046
6XS021	Hartman Union Repairs	-	9,516
	TOTAL HOUSING, DINING & OTHER AUXILIARY	2,261,225	2,848,799
	<u>ACADEMIC & ADMINISTRATIVE</u>		
6XB326	Health Hum Perf Phys Ed Ctr	-	289,430
6XB329	Hyde Hall 120 220	-	202,132
6XB332	Student Service Center Speare	-	185,323
6XB342	PE Center Rooftop Solar Array	422,312	-
6XF036	Museum of the White Mtns IFB	-	2
6XF040	Samuel Read IFB	-	4
6XF042	ALLWell North IFB	-	3
	TOTAL ACADEMIC & ADMINISTRATIVE	422,312	676,894
	<u>ALL OTHER</u>		
6X0ADJ	PSU Unexpended Plant Adjustments	(12,576)	15,000
6XB050	Facilities Repair & Adaption	4,156,661	1,934,538
6XB179	Safety/Environmental	107,556	108,894
6XB184	Campus Planning	-	2,291,155
6XB291	Facilities Deferred Maintenance	5,598,399	3,058,012
6XB328	D&M 1st Floor	-	14,136
6XB333	Steam Lines- Wht Mt Apt	-	579,329

**UNIVERSITY SYSTEM OF NEW HAMPSHIRE
 DETAILED SCHEDULE OF UNEXPENDED PLANT FUND BALANCES
 AT JUNE 30, 2020 AND 2019**

Fund	Fund Title	2020	2019
6XB336	Episcopal Church Renovation	12	131,660
6XB339	Turf Phase I - Field & Lights	3,242,618	-
6XC002	CAC Equipment Upgrade & Replacement	-	1,515
6XF001	Energy Conservation Projects	23,582	39,568
6XF006	Purchase Of Property - PSU	188,269	188,269
6XF024	ITS Networking Projects	476,084	447,272
6XF026	Infrastructure IFB	-	2
6XF038	PSU CNG Project	48,217	48,217
6XF041	Steam Lines Phase I IFB	-	100,678
6XF043	Steam Lines Phase II IFB	-	1,330
TOTAL ALL OTHER		13,828,822	8,959,575
TOTAL PLYMOUTH STATE UNIVERSITY		16,512,359	12,485,268

KEENE STATE COLLEGE

HOUSING, DINING & OTHER AUXILIARY

5XG002	Unexp. R&R - Housing	1,380,495	1,430,647
5XG003	Unexp. R&R - Dining	722,253	775,268
5XG004	Unexp. R&R - Student Ctr	238,705	238,705
5XT080	Food Court Renovations	-	758
5XT081	RLO Furniture	146,987	146,987
5XT082	Student Ctr Small Projects-KSC	45,246	45,246
5XT128	Bookstore Renovations	-	1,765
5XT133	Dining R&R Small Projects	1,001	100
5XT134	Huntress Hall Basement Classroom	-	1
TOTAL HOUSING, DINING & OTHER AUXILIARY		2,534,687	2,639,477

ACADEMIC & ADMINISTRATIVE

5XG024	KSC - Academic Buildings	-	83
5XG086	KSC Alumni Center IFB	367,888	367,892
5XG089	KSC TDS Building Capital Project	-	55,869
5XG092	KSC TDS Pv Array Capital Project	-	4
5XT011	Sciences Projects	29,581	77,320
5XT057	Morrison Renovation 99	-	5,396
5XT088	Spaulding Renovations	-	1,240
5XT098	Media Arts Building	-	4,343
5XT099	Alumni Center - 232 Main Street	-	46,363
5XT105	President's Residence	-	-
5XT118	Adams, Butterfield, Blake Space Stu	-	75,109
5XT121	Elliot Hall 2nd Floor Renovation	2,012	2,012
5XT125	Hale Building Renovations	89,819	89,819
5XT146	Sci Ctr Greenhouse	-	328
5XT153	Mason Library Athenaeum	36,856	86,961
5XT154	Redfern NASM Project	-	83,934
5XT157	Mason Library Projects	40,831	40,831

UNIVERSITY SYSTEM OF NEW HAMPSHIRE
DETAILED SCHEDULE OF UNEXPENDED PLANT FUND BALANCES
AT JUNE 30, 2020 AND 2019

Fund	Fund Title	2020	2019
5XT158	Nursing Lab and Sim Spaces	196,698	196,698
5XT160	TDS A&P Lab	-	44,776
5XT164	Joslin Hall	235,192	35,192
5XT165	Elliot Hall 1st Floor	1,000,000	-
5XT167	Mason Library Steps	-	-
5XT172	MAC Roof	-	1,065
5XT177	Spaulding Pool Ventilation	1,847,730	482,200
TOTAL ACADEMIC & ADMINISTRATIVE		3,846,607	1,697,435
 <u>ALL OTHER</u>			
5X0ADJ	KSC Unexpended Plant Adjustments	(3,102)	-
5XG001	Unexp. R&R - General Funds	13,201,363	13,014,950
5XG006	Printing Equip. Replacemt	-	5,138
5XG007	Equip. Replacemt Reserve	-	2,241
5XG015	Madison Street Parking	9,480	9,480
5XG026	Computer Acq Plan 92	-	-
5XG028	Furniture Replacement	314	314
5XG047	LRTP - Network Management System	-	521
5XG053	Unexp R&R - Recreation Center	56,165	56,165
5XG060	infra ksc heating plant	-	70
5XG069	KSC Heating Plant Upgrade	183,815	183,815
5XG073	KSC IFB Payments	6	5
5XG082	Campus Safety Vehicle Replacement	21,690	15,017
5XG090	KSC Recreation and Civic Center	-	349,658
5XG096	Monadnock innovation Hub	(20,000)	-
5XT009	Professional Studies Projects	106,671	106,671
5XT010	Arts & Humanities Projects	83,998	83,998
5XT025	Classroom Equip and Tech Upgrades	463,982	463,982
5XT060	Energy Conservation Projects	246,707	246,707
5XT070	Safety & Accessibility Improvements	188,146	73,186
5XT071	Recreational Sports Improvemen	204,486	240,979
5XT077	KSC IT Small Projects	-	-
5XT094	Property Acquisition	-	100,442
5XT104	Campus Signage	-	1,459
5XT108	Cable Plant Infrastructure	891,378	441,378
5XT109	Net Connectivity & Transport Equip	102,760	102,760
5XT110	Voice Telephony Infrastructure	76,485	76,485
5XT111	Net Services & Support Equipment	329,564	329,564
5XT113	Deferred Maintenance Projects	334,600	3,840
5XT119	Campus Safety Relocation	-	3,756
5XT124	Expo Center Feasibility Study	-	130
5XT127	Bike Path	-	775
5XT131	Server Room Code Improvements	-	12,158
5XT135	Landscape Master Plan	-	493
5XT136	Ceramics Studio	-	1,081
5XT139	Wyman Way	-	406

**UNIVERSITY SYSTEM OF NEW HAMPSHIRE
 DETAILED SCHEDULE OF UNEXPENDED PLANT FUND BALANCES
 AT JUNE 30, 2020 AND 2019**

Fund	Fund Title	2020	2019
5XT141	Lib Archives & Spec Collect Stacks	-	3,662
5XT144	KSC LED Site Lighting	39,981	39,981
5XT147	RLO Small Projects	1,388,493	920,668
5XT148	KSC E&G Small Projects	728,107	704,233
5XT152	Energy Submetering Project	30,438	30,438
5XT156	Master Plan Update FY13	-	100,001
5XT161	Oil Tank Replacement	-	70,715
5XT162	Access Control Project	519,289	519,289
5XT169	Redfern Life Safety Improvements	905,435	955,766
5XT173	Space Alloc, Adapt, Renewal Comm	-	60,791
5XT175	Crosswalk Improvements	-	140,000
5XT176	Steam Line Replacement	15,511	813
5XT178	Artificial Turf Field	964,630	800,000
	TOTAL ALL OTHER	21,070,392	20,273,981
TOTAL KEENE STATE COLLEGE		27,451,686	24,610,893
<u>GRANITE STATE COLLEGE</u>			
	<u>ACADEMIC & ADMINISTRATIVE</u>		
7X6691	New GSC Academic/Admin Center	-	3,162,017
7X6711	Hall Street - R & A	74,751	75,569
7X6715	Manchester - 1750 Elm St.	5,506	-
	TOTAL ACADEMIC & ADMINISTRATIVE	80,257	3,237,586
	<u>ALL OTHER</u>		
7X6700	Tech Village R&R	308,521	282,563
7X6705	Conway Center Repairs	-	25,959
7XC002	GSC Vehicle Replacement Fund	-	40,000
7XC007	GSC Classroom Upgrades	-	82,584
7XC009	Phone System Upgrades	-	40,287
	TOTAL ALL OTHER	308,521	471,393
TOTAL GRANITE STATE COLLEGE		388,778	3,708,979
<u>TRUSTEES/CHANCELLOR'S OFFICE</u>			
	<u>ALL OTHER</u>		
9X0002	SYS R&R Financial Technology Fund	-	(3,947)
9X0039	SYS Vehicle Replacement Fund	-	15,795
	TOTAL ALL OTHER	-	11,848
TOTAL TRUSTEES/CHANCELLOR'S OFFICE=		-	11,848
TOTAL UNIVERSITY SYSTEM OF NEW HAMPSHIRE		\$ 136,072,966	144,840,869

UNIVERSITY OF NEW HAMPSHIRE DURHAM
DETAILED SCHEDULE OF ASSETS, DEFERRED OUTFLOWS, LIABILITIES, AND NET POSITION
BALANCE AT JUNE 30, 2020

Fund	Fund Name	Cash & Investments	Receivables	Prepaid & Other Current Assets	Property, Plant & Equipment	Deferred Inflows & Outflows	Accounts Payable	Deposits & Unearned Revenues	Accrued Employee Benefits	Pension & Post Retirement Medical	Refundable Government Advances	Asset	Deferred Outflows - ARO	Long-term Debt Including Life Income	Total Net Position
												Retirement and Other Obligations			
1GC244	Peters Professorship in Education	8,411													8,411
1GC246	Rutman Distinguished Lecture Series	43,874													43,874
1GC248	UNH Arts Initiative Fund	55,227													55,227
1GC249	Music Initiatives Fund	3,609													3,609
1GC250	B. Thomas Trout Scholars Fund	10,702													10,702
1GC251	Daniel Valenza Art Scholarship Fund	4,079													4,079
1GC252	Koch Family Schol. - Humanities	6,489													6,489
1GC254	England Fund for the Museum of Art	10,005													10,005
1GC255	Prof Donald Steele Music Research	29,146													29,146
1GC256	Women's Studies Scholarship Fund	428													428
1GC257	Richard & Miriam Cook Family Schol.	4,632													4,632
1GC258	Italian Studies Gift Fund	1,751													1,751
1GC259	Patricia Power MFA Writing Program	12,074													12,074
1GC261	UNH Community Literacy Center	374,232													374,232
1GC262	Nguyen '63 History Fellowship Fund	7,746													7,746
1GC263	Barbara Anne White Scholarship Fund	2,137													2,137
1GC264	Davis '64 Fund for Science History	845													845
1GC265	Robertson Music Fund	1,622													1,622
1GC269	UNH Concert Choir Fund	2,136													2,136
1GC270	Psychology Graduate Support	13,260													13,260
1GC271	Arlene Kies Enrichment for Piano	4,375													4,375
1GC272	Chesley Family Fund	8,189													8,084
1GC273	Jack and Louise Harris Fund	1,785							(105)						1,785
1GC274	Justice Studies Program	50,102													50,102
1GC275	Mary Frances Kiley Scholarships	17,300													17,300
1GC276	Janet Ann Christie '71 Scholarship	28,700													28,700
1GC277	Newkirk Family Fund	3,012													3,012
1GC279	Andrea Coville '82 Fund	5,465													5,465
1GC280	Aronson Experiential Learning	7,500													7,500
1GC282	McCabe Family Scholarship	97													97
1GC283	Duane & Joan Whittier Music Fund	895													895
1GC284	Perkins Family Memorial Scholarship	92													92
1GC285	Woodward Internship Opportunity	1,340													1,340
1GD001	W Edwards Deming Scholarship	3													3
1GD002	Howard Cope Memor. Scholarship	42													42
1GD003	Albert W Diniak Memorial Fund	27													27
1GD004	Edward Donovan Mem Scholarship	41													41
1GD005	Farnham Memorial Scholarship	131													131
1GD006	Joseph L Fearer Scholarship	39													39
1GD007	Herman C Fogg Scholarship Fund	657													657
1GD008	W. Knox Endowed Scholarship	8													8
1GD009	S. Morris Locke Scholarship	6													6
1GD010	Dr Ruth Peters Memorial Award	123													123
1GD011	Lester Pratt Grad Scholarship	1,403													1,403
1GD012	Herbert A Scruton Scholarship	20,195													20,195
1GD013	Lucin/Melvin Smith Scholarship	38													38
1GD014	Winchester Wood Mem Schol CEPS	363													363
1GD015	Bailey Prize in Chem	3,060													3,060
1GD017	Vernon Lerch Scholarship	54													54
1GD018	H M Haendler Org Chemist Award	2,807													2,807
1GD019	Seymour Chemistry Prize Fund	47													47
1GD020	Bacon Award in Chemical Eng	3													3
1GD021	Gordon Bassett Scholarship	1,076													1,076
1GD022	Alice M Mitchell - Marine Science	95													95
1GD023	The Stolworthy Endowment Fund	40													40
1GD024	Chapman Lecture Fund- Earth Science	1,146													1,146
1GD025	Champlin Scholarship Fund	167													167
1GD026	R M Ford Endowed Memorial Fund	29													29
1GD027	Harold A Iddles Lecture Fund	29,030													29,030
1GD028	David Owen Libby Memorial Scho	11,486													11,486
1GD029	Donald Fox Memorial Scholarshi	29													29
1GD030	CEPS Tech Fund	200,699													189,699
1GD031	Tappi Scholarship Fund	36							(11,000)						36
1GD033	Leon W Hitchcock Award	7													7
1GD034	Kaappinen Student Fund	29													29
1GD035	James R Lietzel Award in Mathe	250													250
1GD037	W. Weaver Memorial Scholarship	18,000													18,000
1GD038	Amax Summer Field Scholarship	352													352
1GD039	Earth Sciences Gift Account	36,653													36,653
1GD040	Amer Society of Mechanical Eng	135													135
1GD041	Computer Science Gift Account	8,153													7,853
1GD042	Chemical Engineering Gifts	94,382							(300)						94,382

UNIVERSITY OF NEW HAMPSHIRE DURHAM
DETAILED SCHEDULE OF ASSETS, DEFERRED OUTFLOWS, LIABILITIES, AND NET POSITION
BALANCE AT JUNE 30, 2020

Fund	Fund Name	Cash & Investments	Receivables	Prepaid & Other Current Assets	Property, Plant & Equipment	Deferred Inflows & Outflows	Accounts Payable	Deposits & Unearned Revenues	Accrued Employee Benefits	Pension & Post Retirement Medical	Refundable Government Advances	Asset	Deferred Outflows - ARO	Long-term Debt Including Life Income	Total Net Position
												Retirement and Other Obligations			
115156	WRRC Water Quality Yr 4	(1,547)	1,547												-
115158	Harmful Algal Blooms	(650)	650												-
115159	WRRC Administration Yr 5	(495)	495												-
115160	WRRC Info Transfer Yr 5	(495)	495												-
115161	WRRC Invasive Species Yr 5	(1,380)	1,380												-
115162	WRRC Real Time Monitoring Yr 5	(865)	865												-
115165	Clean Air Act Effectiveness 3	(7,624)	7,624												-
116119	OVW Technical Assistance	(6,349)	6,999				(650)								-
116120	Transitional Living Facility	2,171	143				(2,314)								-
116121	Hate Crime Investigations	(10,850)	10,850												-
116122	Investigating Child Pornography	(5,003)	5,003												-
116123	National Survey of Internet &	(6,954)	6,954												-
120081	Little Bay Bridge Service Exp	(939)	939												-
13A095	Food Safety Modernization Act	(6,621)	6,621												-
13A097	2019 IPM SWD	870	5,292				(443)	(5,719)							-
13A099	2019 IPM BMSB	567	9,711					(10,278)							-
13A102	Cold-Hardy Hydrangea Cultivars	(1,635)	1,635												-
13A103	Integration of Natural Product	(1,701)	1,701												-
13A104	2020 IPM Program for Veg. Crop	(436)	42,787					(42,351)							-
13A105	2020 Spotted Wing Drosophila		40,939					(40,939)							-
13A106	20 Brown Marmorated Stink Bug	(187)	30,891				(716)	(29,988)							-
13A107	Pesticide Applicator Training		38,430					(38,430)							-
13C006	2019 NH Forest Stewardship	(14,452)	14,452												-
13C007	2019 Urban Community Forestry	(8,681)	8,681												-
13D079	Teen Fatherhood Program	39,531						(39,531)							-
13D087	UNH-TRRE	34,111						(34,111)							-
13D088	UNH 4U - Voc Rehab	110,645	7,380				(1,330)	(116,695)							-
13D090	Proposal Study School Funding	65,079	20,607					(85,686)							-
13F089	Moose Population Dynamics	(11,882)	11,882												-
13F347	Ext Wildlife Conservation	(20,064)	20,064												-
13F348	Proj I B-Coverts Training	(7,259)	7,259												-
13F349	Proj II: Taking Action Wildlife	(9,035)	9,035												-
13F350	Proj III: Tech Asst-Species Habita	(6,152)	6,152												-
13F351	Proj IV: SGCN	(1,820)	1,820												-
13F352	Rainbow Smelt Resource	(1,008)	1,008												-
13F353	White and Seavey Islands Tern	(24,001)	24,001												-
13F354	ST1206 (Predator Mgmt)	(1,361)	1,361												-
13G101	GRANIT FY20-21	(19,744)	19,744												-
13GFN0	2009-2010 NH State Grant	250													250
13GFN9	2008-2009 NH State Grant	500													500
13H245	STY-I Grant	(29,624)	31,124				(1,500)								-
13H255	Business Case Development	(88,467)	88,467												-
13H260	Pediatric Mental Health Care	(73,349)	74,439				(1,090)								-
13H262	Community Collaboration Yr 2	(16,269)	16,269												-
13H263	Core FY20	(50,842)	50,842												-
13H264	CORE FY20: OMBP	(43,705)	43,705												-
13H265	CORE FY20: Elec Health Records	(85,187)	85,187												-
13H266	CORE FY20: DPHS	(83,126)	83,126												-
13H267	CORE FY20: Oral Health	(9,200)	9,200												-
13H268	CORE FY20: State Opiod Respons	(33,472)	33,472												-
13H269	Epidemiological Support	(20,321)	20,321												-
13H272	Ed Tuition Partnership FY20	(12,993)	12,993												-
13H273	DD Council - Think College	(9,134)	9,134												-
13H274	FY20 Epidemiological Support	(13,517)	13,517												-
13H277	Harm Reduction Education	(34,978)	45,378				(10,400)								-
13H278	13H255 Large Vendors	(16,887)	16,887												-
13H279	Implementation Science Team Re	(2,389)	2,389												-
13H282	NH SNAP-ED	(128,999)	130,408				(1,409)								-
13J072	Victims of Crime Act (VOCA)	(85,164)	85,164												-
13J073	Littleton Hospital Withdrawal	627	(627)												-
13J074	NH DOJ Dartmouth-CMC	(10,115)	21,888				(11,773)								-
13R284	NHIRC FY18-19	60,440						(60,440)							-
13R293	NHIRC Admin SBIR STTR FY18	12,145						(12,145)							-
13R295	NHIRC FY19	73,216						(73,216)							-
13R296	NHIRC Admin SBIR STTR FY19	21,948	(19,398)					(2,550)							-
13R297	Diameter Bioreactor (VDB)	(44,444)						44,444							-
13R300	Dartmouth Lyticon, LLC FY19	(38,672)						38,672							-
13R301	2019-2021 SBDC	(319,948)	319,948												-
13R302	NHIRC Admin SBIR-STTR	55,514	9,656					(65,170)							-
13R303	NHIRC Innovation Grants	172,430						(172,430)							-
13R304	NHIRC Dartmouth-Javelin	(34,993)						34,993							-
13R307	NHIRC Revision Military	(5,486)						5,486							-

UNIVERSITY OF NEW HAMPSHIRE DURHAM
DETAILED SCHEDULE OF ASSETS, DEFERRED OUTFLOWS, LIABILITIES, AND NET POSITION
BALANCE AT JUNE 30, 2020

Fund	Fund Name	Cash & Investments	Receivables	Prepaid & Other Current Assets	Property, Plant & Equipment	Deferred Inflows & Outflows	Accounts Payable	Deposits & Unearned Revenues	Accrued Employee Benefits	Pension & Post Retirement Medical	Refundable Government Advances	Asset	Deferred Outflows - ARO	Long-term Debt Including Life Income	Total Net Position
												Retirement and Other Obligations			
147A28	Mobilizing Our Coastal Commun	(8,040)	8,040												-
147A29	Seed Funds	(4,091)	4,091												-
147A31	I.Tsukrov Res. 3 TP	(7,673)	7,673												-
147A34	CR:GOAL: Strain Gradient	(3,996)	3,996												-
147A35	CR: Exopolymer & Phytoplankton	(5,715)	5,715												-
147A36	SitS NSF UKRI	(843)	843												-
147A37	Nitrogen & Carbon Cycles	(2,569)	2,569												-
147A40	RII Track-4 Making Galaxies	(9,770)	9,770												-
147A41	RII Track-4 Canary Watershed	(1,750)	1,750												-
147A42	Land-to-Water Transport	(2,569)	2,569												-
147A44	Soil Warming & Forest Ecosys.	(1,992)	1,992												-
147A49	Boolean-Arithmetic Obfuscated	(4,573)	4,573												-
147A50	CAREER: Teach Mathematics	(4,650)	4,650												-
147A53	CR:Quantification Larval Disp	(4,120)	4,120												-
147A54	C19 FW-HTF Theme 2	(2,224)	2,224												-
147A56	Andean- Amazonian Watershed	(9,780)	9,780												-
14B191	Fast Ethernet	410,810						(410,810)							-
14B192	InterOperability Lab	641,822					(188)	(641,634)							-
14B203	Fibre Channel	16,625						(16,625)							-
14B206	Wireless Networks	54,750						(54,750)							-
14B214	Adsl	212,686						(212,686)							-
14B215	Bridge Functions	44,250						(44,250)							-
14B266	I-Scsi	10,000						(10,000)							-
14B347	IPv6	472,852					(4,917)	(467,935)							-
14B348	Power over DTE	86,250						(86,250)							-
14B411	UV Disinfection of Water Validation	26,748						(26,748)							-
14B604	MIPI	9,240					(8,615)	(625)							-
14B676	AVB-Audio Video Bridging	81,450						(81,450)							-
14B707	1588 - Precision Clock	20,700						(20,700)							-
14B765	NVMe	253,750						(253,750)							-
14B867	Hybrid Processing Squash	410	10,064					(10,474)							-
14B883	Breeding Striped Pumpkins	12,450						(12,450)							-
14B895	IRB Support for JUICE	1,662						(1,662)							-
14B899	IOL Equipment Fund	5,034					(5,034)								-
14B921	OBHC	(19,845)	36,867					(17,022)							-
14B925	Polymer Research Group Indust	95,602	49,146					(144,748)							-
14B946	Time Sensitive Networks	86,437						(86,437)							-
14B951	PREP Monitoring Collaborative	370,525	561					(371,086)							-
14B953	UNH Macroalga Monitoring 2016	(6,150)						6,150							-
14B954	Impervious Surface Assessment	(4,355)						4,355							-
14B956	2016 Tidal Tributary Sampling	(5,055)						5,055							-
14B966	Sustained Real-Time Turbidity	(30,090)	50,000					(19,910)							-
14B979	Deep Water Atlantic Habitats	105,033	35,033					(140,066)							-
14B982	Managing Hardware Security	(12,622)	12,622												-
14B984	OPNFV	58,125						(58,125)							-
14B988	AquaShield Testing	(7,300)	7,450				(150)								-
14B991	AquaShield Testing	(2,418)	2,418												-
14B993	Saildrone Platforms	19,365						(19,365)							-
14B995	Continuous, High Yield Kelp	(81,398)	83,030				(1,632)								-
14B999	Campus SRV Prevention Consort	1,800						(1,800)							-
14BA00	NISMART-4	(15,853)	15,853												-
14BA06	IOL Investments	1,058,506													1,058,506
14BA17	Particle Swarm Optimization	(20,798)	20,798												-
14BA18	UNH Oceanography Graduate Prog	1,938						(1,938)							-
14BA22	Photon-Based Methods	3,435	265					(3,700)							-
14BA23	DRIVEN	(7,908)	7,908												-
14BA31	PREP Monitoring D.Burdick	(7,003)						7,003							-
14BA32	PREP Monitoring F.Short	(6,989)						6,989							-
14BA33	Laser Range Finder Project	5,824	(5,824)												-
14BA36	ENSEMBLE Toolkit	(14,398)	25,708					(11,310)							-
14BA37	Cost of Chlorine Testing	4,809	(2,753)					(2,056)							-
14BA38	Innovative Packaging	41,292	46,010					(87,302)							-
14BA40	Biofab & Bioengineering K12	(29,565)	29,565												-
14BA41	Transient Phenomena	53,628	(53,628)												-
14BA42	Seagrass Site in Ports Harbor	(22,015)	5,301					16,714							-
14BA45	ORPC: HighDeflection Hydrofoil	(19,379)	19,379												-
14BA46	NVMe Over Fabrics	120,501						(120,501)							-
14BA47	GLOBE SRS: 2019 and 2020	98,900	25,000					(123,900)							-
14BA48	Evaluation - Carsey School	(9,019)						9,019							-
14BA49	Cutts Cove Living Shoreline	(16,213)	16,213												-
14BA51	Pall Corp Misc Proj XVIII	(93,193)	93,193												-
14BA54	CDFI Capital Project	131,747						(131,747)							-

UNIVERSITY OF NEW HAMPSHIRE DURHAM
DETAILED SCHEDULE OF ASSETS, DEFERRED OUTFLOWS, LIABILITIES, AND NET POSITION
BALANCE AT JUNE 30, 2020

Fund	Fund Name	Cash & Investments	Receivables	Prepaid & Other Current Assets	Property, Plant & Equipment	Deferred Inflows & Outflows	Accounts Payable	Deposits & Unearned Revenues	Accrued Employee Benefits	Pension & Post Retirement Medical	Refundable Government Advances	Asset	Deferred Outflows - ARO	Long-term Debt Including Life Income	Total Net Position
												Retirement and Other Obligations			
14G301	Tide and Flood Monitoring	3,294	6,804					(10,098)							-
14G302	Friends of Fulbright Undergrad	36,706						(36,706)							-
14G303	Walleye Triploidy Testing	(48,797)	48,797												-
14GFVD	2017-2018 Vermont State Grant	500													500
14N820	MMS - Phase E - MO & DA	(495,252)	555,295				(60,043)								-
14NC57	Solar Orbiter Project Mgmt	(544)	544												-
14NC58	Solar Orbiter-Science	(26,495)	26,495												-
14NF56	Sexual Perpetration in Teens	(2,542)	2,542												-
14NG25	Center Broadband Excellence	48,221						(48,221)							-
14NG93	NATSAP FY17-19	(11,920)	12,096					(176)							-
14NH17	NERACOOS: IOOS	(133,324)	133,324												-
14NH24	LTER-Plum Island Ecosystems	(18,007)	18,189				(182)								-
14NH32	Kessler Employer Survey	3,573						(3,573)							-
14NH66	LTER: Hubbard Brook Exp Forest	(29,013)	29,013												-
14NH67	Modeling and Remote Sensing	(5,258)	5,258												-
14NH78	NHEEMC Mathematics Instruction	19,250						(19,250)							-
14NH79	Healy Wave Energy Convertor	(35,931)	42,938					(7,007)							-
14NH80	CC Cyber Team	(3,569)	3,569												-
14NH90	Aging Network Advocacy Project	50						(50)							-
14NI03	CF North Miami Dave Evaluation	(12,008)	18,258					(6,250)							-
14NI32	Potential of Farmed Kelp	(6,406)	6,406												-
14NI39	IDN Region 4	61,336	6,361					(67,697)							-
14NI42	Investing in Our Future	59,956						(59,956)							-
14NI46	Code.org Regional Partnership	14,037						(14,037)							-
14NI47	Energetic Storm Particle Event	(4,676)	4,676												-
14NI52	DWH GoMRI Year 3 - Jan 2018							199							199
14NI54	Creating Functioning Landscape	(11,663)	11,663												-
14NI66	Embedding Public Engagemen	(2,596)	2,596												-
14NI69	Summer Boot Camps	535,759						(535,759)							-
14NI70	Science-Based Rehabilitation	(11,966)	11,966												-
14NI74	The PATH Program: VISN 1 Expan	742						(742)							-
14NI77	HYPE Program 2018	723						(723)							-
14NI78	Tobacco Free Campus	3,878						(3,878)							-
14NI86	Antibiotic Use in Shelter Cats	742						(742)							-
14NI87	Melissa Bauer: Grant-in-Aid	750						(750)							-
14NI91	Code.org K-5 Regional Partner	1,620						(1,620)							-
14NJ00	Healthy Aging Caregiving	3,552						(3,552)							-
14NJ01	NAHDO Sponsorship	(2,535)	2,535												-
14NJ04	African American Experience	(6,544)	6,544												-
14NJ08	VOCA Supp FY19 FY20	(10,692)	10,692												-
14NJ10	PESaLTERs Project	(1,001)	1,001												-
14NJ23	RII Track-2 FEC: Genome	(24,940)	24,940												-
14NJ28	BHI Year 4 Funding	528						(528)							-
14NJ35	Vibrio Parahaemolyticus Concen	(38,500)						38,500							-
14NJ38	Ocean Acidifications Threshold	(953)	953												-
14NJ41	IDN 5 SSA Continuation	4,488	2,135					(6,623)							-
14NJ42	Student Cognition Toolbox	69,050					(119)	(68,931)							-
14NJ44	Transforming Health-HealthCare	(6,861)						6,861							-
14NJ48	Health Policy Response	3						(3)							-
14NJ50	NH StateView Program	(13,883)	13,883												-
14NJ53	NH CBO Business Acumen	20						(20)							-
14NJ54	Synthesis Long-Term Studies	(3,578)	3,578												-
14NJ62	IDN 7 SSA Continuation	4,027	1,975					(6,002)							-
14NJ68	Belize River Watershed	62,769						(62,769)							-
14NJ73	NE Coastal Ocean Forecast	(46,847)	46,847												-
14NJ75	ECHO Planning	428						(428)							-
14NJ79	Enhancing NH Quality	720						(720)							-
14NJ81	IDN Region 3 SSA	(2,494)	5,518					(3,024)							-
14NJ84	Epigenetic Regulation WM Bio	111,857						(111,857)							-
14NJ85	Pediatric Primary Care	7,546						(7,546)							-
14NJ90	FY20 Victims of Crime Act	(29,837)	29,837												-
14NJ91	NAHDO IDAHO														-
14NJ92	Integrated Seaweed Hatchery	29,074	(29,074)												-
14NJ93	GB NERR Salt Marsh Resilience	(3,255)	3,255												-
14NJ94	Support Strong Families	1,545						(1,545)							-
14NJ95	Microbial Mortality in Ocean	31,611						(31,611)							-
14NJ96	Trauma-Informed Care Training	59,158						(59,158)							-
14NJ97	Oral Health Report Suite	22,555						(22,555)							-
14NJ98	Healthy Aging	1,242						(1,242)							-
14NJ99	Civic Health Index	7						(7)							-
14NK01	IDN1 Project SOW 8	119	238					(357)							-
14NK03	NNE ECHO Cares Yr3	(4,710)	7,060					(2,350)							-

UNIVERSITY OF NEW HAMPSHIRE DURHAM
DETAILED SCHEDULE OF ASSETS, DEFERRED OUTFLOWS, LIABILITIES, AND NET POSITION
BALANCE AT JUNE 30, 2020

Fund	Fund Name	Cash & Investments	Receivables	Prepaid & Other Current Assets	Property, Plant & Equipment	Deferred Inflows & Outflows	Accounts Payable	Deposits & Unearned Revenues	Accrued Employee Benefits	Pension & Post Retirement Medical	Refundable Government Advances	Asset	Deferred Outflows - ARO	Long-term Debt Including Life Income	Total Net Position
												Retirement and Other Obligations			
1XTN26	Rudman AHU-4 Assessment & Repair	18,514					(1,022)								17,492
1XTN27	Handler Hall - Replace PVI HW Tanks	785,500					(11,930)								773,570
1XTN28	Service Bldg - Storm Water Design	13,800													13,800
1XTN30	McLaughlin - Replace exterior stair	163,339													163,339
1XTN31	Williamson Hall - Roof Replacement	3,548													3,548
1XTN34	Rudman Hall - AHU 3 Replacement	36,625					(19,016)								17,609
1XTN35	Thermal Energy Storage Tank	1,746													1,746
1XTN37	Christensen Hall A-Tower Roof Repl	2,048													2,048
1XTN41	Field House - Pool Chemical Storage	32,000													32,000
1XTN42	T-Hall - Testing Center - Phase 2	34,145													34,145
1XTN43	Lord Hall- Fire Alarm Replacement	3,000													3,000
1XTN44	Kingsbury - Retro-Commissioning	1,788					(1,788)								-
1XTN45	Pettee - Drainage Repa & Stair Demo	86,100													86,100
1XTN46	PCAC - Fire Alarm Replacement	50,000													50,000
1XTN47	Christensen - Relocate Elec. Panels	23,000													23,000
1XTN48	Holloway - Front Stairs Repairs	7,390													7,390
1XTN49	MUB Bookstore Water Infiltration Re	2,000													2,000
1XTN50	Dimond Library Planning Effort	123,236					(88,055)								35,181
1XTN52	Cole Hall - Instructional Space Imp	92,262					(33,555)								58,707
1XTN53	Taylor - Flat and Shingle Roof Repl	12,335													12,335
1XTN54	McLaughlin - Abatement and Carpet	2,435													2,435
1XTN55	McLaughlin - Sprinkler Location	600													600
1XTN57	NEC Stair STR0079 Reconstruction	2,000													2,000
1XTN58	College Road - Extend Sidewalk	7,600													7,600
1XTN59	McDaniel Drive - Extend Sidewalk	28,100													28,100
1XTN60	PCAC - Music Wing Elevator	34,217													34,217
1XTN61	EAC- Renovate Restrooms 109 & 111	111,960													111,960
1XTN62	Stoke Hall - Lobby Renovation	1,220													1,220
1XTN63	CSDC - Playground Repairs	41,180													41,180
1XTN64	Morse - Emergency Eyewash Install	3,344													3,344
1XTN65	CHP Siemens Turbine Generator Repl	257,811					(197,056)								60,755
1XTN66	Kingsbury - Bathroom Repair and Upg	(5,422)					5,422								-
1XTN67	Chase Ocean - Rm S210 HVAC Repair	7,640													7,640
1XTN68	Research - Stand-by Power Projects	400,000													400,000
1XTN69	Holloway - Euro Kitchen Gasline Upg	36,743													36,743
1XTN70	PCAC - High Voltage Electrical Serv	90,494													90,494
1XTN73	Indoor Pool Electrical Service Repl	11,700													11,700
1XTN75	Stoke Hall - Lounge Updates	6,550													6,550
1XTN78	Kingsbury Hall - Career Services	30,502					(7,142)								23,360
1XTN80	Dimond - Interior Heating Distr	4,170					(3,610)								560
1XTN82	Presidents House - Security Cameras	24,270													24,270
1XTN83	Field Hse - Outdoor Deck-Roof Repla	69,760					(872)								68,888
1XTN84	HSI - CHHS Modular Building	40,300					(40,300)								-
1XTN85	Morse Hall - Rm 419 New Equipment	176,180					(1,780)								174,400
1XTN86	Philbrook - Bathroom Locker Reno	28,899													28,899
1XTN88	Whittemore Ctr Fire Alarm Repairs	5,000													5,000
1XTN89	Nesmith Renovation Feasibility Stud	5,096					(5,096)								-
1XTN91	Parsons Hall - N209 TEAL Classroom	35,000													35,000
1XTN93	Utility Distr 5KV Loop Circ 8 & 10	228,650					(216,522)								12,128
1XTN95	Utility 35KV Loop Circuit 11 & 12	78,775													78,775
1XTN98	CHP-Wtr Plt IT Security Remediation	174,970					(158,182)								16,788
1XTP02	Putnam Hall - EMS COVID-19 Prep	(15,282)					(6,342)								(21,624)
1XTP03	Academic Way-Utility Upgr-Reroute	1,673,969					(634,565)								1,039,404
1XTP05	Haaland Hall - PVI Tank Replacement	98,849													98,849
1XTP08	H&W COVID Testing Instrumentation	(50)					(2,500)								(2,550)
1XTP09	Hubbard Hall - Bedroom Doors	4,000					(450)								3,550
	TOTAL PLANT FUNDS	94,790,605	1,370,243	202,260	736,140,938	-	(6,858,344)	-	-	-	-	(1,538,778)	730,665	(173,496,010)	651,341,579
	TOTAL UNIVERSITY OF NEW HAMPSHIRE - DURHAM	\$ 398,359,881	29,212,283	4,713,299	736,140,938	1,043,957	(16,942,142)	(53,173,731)	(13,576,593)	(62,848,936)	(9,842,251)	(1,538,778)	-	(173,496,010)	838,782,582

UNIVERSITY OF NEW HAMPSHIRE AT MANCHESTER
DETAILED SCHEDULE OF ASSETS, DEFERRED OUTFLOWS, LIABILITIES, AND NET POSITION
BALANCE AT JUNE 30, 2020

Fund	Fund Name	Cash & Investments	Receivables	Prepaid & Other Current Assets	Property, Plant & Equipment	Deferred Inflows & Outflows	Accounts Payable	Deposits & Unearned Revenues	Accrued Employee Benefits	Pension & Post Retirement Medical	Refundable Government Advances	Derivative Instruments - Interest Rate Swaps	Long-term Debt Including Life Income	Total Net Position
<u>SPONSORED RESEARCH & PROGRAMS</u>														
14B989	Education & Workforce Developpe	(12,729)	25,505					(12,776)						-
14NJ12	Campuses for Environmental Sus	(187)						187						-
14UD31	NH-INBRE Yeast Prion Biology	(769)	769											-
14UD34	Parkinson's Disease Subtype	(203)	203											-
15CB89	Campuses for Environmental Sus - CS	12												12
	TOTAL SPONSORED RESEARCH & PROGRAMS	(13,876)	26,477	-	-	-	-	(12,589)	-	-	-	-	-	12
<u>ENDOWMENT & SIMILAR FUNDS</u>														
1QM001	UNHM Scholarship Fund	19,085												19,085
1QM002	UNHM Quasi Endowment Fund	1,740,036												1,740,036
1TM001	Richard Eaton Foundation	50,028												50,028
1TM002	Harry P. Makris Memorial Scholars	12,512												12,512
1TM003	Mvc Scholarship	1,268												1,268
	TOTAL ENDOWMENT & SIMILAR FUNDS	1,822,929	-	-	-	-	-	-	-	-	-	-	-	1,822,929
<u>PLANT FUNDS</u>														
1NM001	UNHM Net Invested in Plant				5,091,574									5,091,574
1NM002	UNHM Equipment				1,004,762									1,004,762
1XM005	Comm Arts Equipment Reserve	10												10
1XM006	Library Equipment Reservet	129												129
1XM007	UNHM Unexpended R&R General	3,049					(3,049)							-
1XM008	UNHM Computer Lab Equip Replac	48,757												48,757
	TOTAL PLANT FUNDS	51,945	-	-	6,096,336	-	(3,049)	-	-	-	-	-	-	6,145,232
TOTAL UNIVERSITY OF NEW HAMPSHIRE AT MANCHESTER		\$ (21,759,153)	\$ 26,477	\$ 264,095	\$ 6,096,336	\$ 22,398	\$ (213,081)	\$ (55,485)	\$ (230,030)	\$ (1,348,536)	\$ -	\$ -	\$ -	\$ (17,196,979)

UNIVERSITY OF NEW HAMPSHIRE SCHOOL OF LAW
DETAILED SCHEDULE OF ASSETS, DEFERRED OUTFLOWS, LIABILITIES, AND NET POSITION
BALANCE AT JUNE 30, 2020

Fund	Fund Name	Cash & Investments	Receivables	Prepaid & Other Current Assets	Property, Plant & Equipment	Deferred Inflows & Outflows	Accounts Payable	Deposits & Unearned Revenues	Accrued Employee Benefits	Pension & Post Retirement Medical	Refundable Government Advances	Derivative Instruments - Interest Rate Swaps	Long-term Debt Including Life Income	Total Net Position
	<u>LOAN FUNDS</u>													
1LH070	UNHL Loan Repayment Assistance	(38,781)	38,781											-
1LH074	LRAP-Bill Phinney Endowment	39,812												39,812
1LH100	UNHL Insitutional Loan Funds	56,670	5,083											61,753
1LH401	UNHL Perkins Student Loan Fund	637,736	161,993								(596,437)			203,292
	TOTAL LOAN FUNDS	695,437	205,857	-	-	-	-	-	-	-	(596,437)	-	-	304,857
	<u>PLANT FUNDS</u>													
1NH001	UNHL Net Invested in Plant				8,752,858									8,752,858
1NH002	UNHL Equipment				281,594									281,594
1XH710	UNHL Unexpended Plant Funds	425,773												425,773
	TOTAL PLANT FUNDS	425,773	-	-	9,034,452	-	-	-	-	-	-	-	-	9,460,225
TOTAL UNIVERSITY OF NEW HAMPSHIRE SCHOOL OF LAW		\$ (27,261,463)	175,748	-	9,034,452	-	(55,090)	(812,043)	-	-	(596,437)	-	-	(19,514,833)

UNIVERSITY OF NEW HAMPSHIRE FOUNDATION
DETAILED SCHEDULE OF ASSETS, DEFERRED OUTFLOWS, LIABILITIES, AND NET POSITION
BALANCE AT JUNE 30, 2020

Fund	Fund Name	Cash & Investments	Receivables	Prepaid & Other Current Assets	Property, Plant & Equipment	Deferred Inflows & Outflows	Accounts Payable	Deposits & Unearned Revenues	Accrued Employee Benefits	Pension & Post Retirement Medical	Refundable Government Advances	Derivative Instruments - Interest Rate Swaps	Long-term Debt Including Life Income	Total Net Position
<u>INTERNALLY DESIGNATED</u>														
4DG070	UNH Foundation/Fundraising	\$ 2,240,042					(320,068)							1,919,974
4DG170	UNHF Internally Designated	148,622					(32,800)							115,822
	TOTAL INTERNALLY DESIGNATED	2,388,664	-	-	-	-	(352,868)	-	-	-	-	-	-	2,035,796
<u>RESTRICTED GIFTS & ENDOWMENT INCOME</u>														
4GFADJ	UNHF Restricted Gift Adjustments	592,772			845,000		(592,772)							845,000
4GG047	Temple Beth Scholarship	30												30
4GG050	UNHF Gifts Holding	779,575												779,575
4GG120	New Business Building Gift Challenge	25												25
4GG133	Hamilton Smith Renovation Fund	10,500												10,500
4GG134	Soccer & Lacrosse Facility Project	96,529												96,529
4GG135	603 Challenge Match Suspense Fund	5,311												5,311
4GG137	PAUL College Development Fund	156,786												156,786
4GG138	SKIplex Project	25,000												25,000
4GG139	UNH ECenter Development Fund	112,500												112,500
4GGPLG	UNHF Pledge & Allowance Fund		6,264,565											6,264,565
	TOTAL RESTRICTED GIFTS & ENDOWMENT INCOME	1,779,028	6,264,565	-	845,000	-	(592,772)	-	-	-	-	-	-	8,295,821
<u>ENDOWMENT & SIMILAR FUNDS</u>														
4MG001	UNHF Life Income Pool						(279,417)						279,417	-
4MG004	Ahti E Autio Pooled Income Fn	10,214												10,214
4MG006	Frank W. Brown	16,255												16,255
4MG007	Richard P Brouillard Fund													-
4MG009	Barry Cohen	124,936												124,936
4MG014	Kv Dey Unitrust	278,602				(170,489)							(108,113)	-
4MG015	Dickie Family Unitrust	29,159				(22,408)							(6,751)	-
4MG026	Jean V. Korpela	9,834												9,834
4MG034	William Machell Annuity	4,781												4,781
4MG035	Donald O'brien	93,385												93,385
4MG038	Roger Putnam Pooled Income Fnd	7,245												7,245
4MG040	Herbert Stebbins	52,094												52,094
4MG043	Priscilla R. Turner	20,049												20,049
4MG044	Roger Wood Pooled Income Fund	15,362												15,362
4MG045	Zottu Annuity Paul/Sylvia	11,228				(7,750)							(3,478)	-
4MG048	Zottu Annuity Paul, Margaret	11,228				(6,294)							(4,934)	-
4MG049	David Ellis Gift Annuity	22,019				13,604							(35,623)	-
4MG050	John E Garnsey Unitrust	14,905				(10,051)							(4,854)	-
4MG051	Joyce Hiller Annuity Account	14,301				387							(14,688)	-
4MG052	Harry & Marian Bickford Gift Annuit	4,935				(2,161)							(2,774)	-
4MG053	Thomas & Susan Crowther Gift Annuit	7,543				(3,265)							(4,278)	-
4MG059	Norman & Sarah Sutherland PIF	5,496												5,496
4MG066	Theodore Vogel Gift Annuity Fund	34,339				(12,106)							(22,233)	-
4MG067	Joyce Hiller Gift Annuity III	6,381				(429)							(5,952)	-
4MG068	Dr. William Zimmerman Gift Annuity	9,676				(2,763)							(6,913)	-
4MG070	Howard & Barbara Ross Gift Annuity	6,893				(2,657)							(4,236)	-
4MG073	John O. Everson Gift Annuity Fund	7,046				(2,058)							(4,988)	-
4MG075	John W. Dodge Gift Annuity	16,440				(3,826)							(12,614)	-
4MG080	Peter & Cynthia Baute Gift Annuity	7,180				(1,043)							(6,137)	-
4MG083	Donald McLeod Gift Annuity	63,116				1,738							(64,854)	-
4MG084	Robert Ilgenfritz Gift Annuity	5,448				(592)							(4,856)	-
4MG085	Sarah & Samuel Paul Gift Annuity-I	78,332				(3,192)							(75,140)	-
4MG086	Sarah & Samuel Paul Gift Annuity-II	33,007				(1,305)							(31,702)	-
4MG087	Sarah & Samuel Paul Annuity-III	59,169				(2,266)							(56,903)	-
4MG088	James&Dorothy Yakovakis Gift Annui	59,486				(8,707)							(50,779)	-
4MG089	Susan Young Gaudiello Gift Annuity	22,390				(298)							(22,092)	-
4MG090	Helen L Bruni Gift Annuity	(2,162)				9,720							(7,558)	-
4MG091	Douglas Blampied Gift Annuity	4,209				99							(4,308)	-
4MG092	Helen B Bruni Gift Annuity II	596				7,091							(7,687)	-
4MG095	Richard Aronson Gift Annuity	7,832				(1,418)							(6,414)	-
4MG097	John C DeWitt Pooled Income Fund	5,372												5,372
4MG098	Col Stanley L King Jr Gift Annuity	34,607				(23,224)							(11,383)	-
4MG099	Pauline Calderwood Gift Annuity	132,350				(93,628)							(38,722)	-
4MG100	Margo I Jones Gift Annuity	14,179				(8,921)							(5,258)	-
4MG102	Martha L Taylor Gift Annuity	10,418				(5,148)							(5,270)	-
4MG103	Howard & Beatrice Brown Gift Annuit	35,030				(23,499)							(11,531)	-
4MG104	Susan Y. Gaudiello Gift Annuity	65,508				(17,544)							(47,964)	-

UNIVERSITY OF NEW HAMPSHIRE FOUNDATION
DETAILED SCHEDULE OF ASSETS, DEFERRED OUTFLOWS, LIABILITIES, AND NET POSITION
BALANCE AT JUNE 30, 2020

Fund	Fund Name	Cash & Investments	Receivables	Prepaid & Other Current Assets	Property, Plant & Equipment	Deferred Inflows & Outflows	Accounts Payable	Deposits & Unearned Revenues	Accrued Employee Benefits	Pension & Post Retirement Medical	Refundable Government Advances	Derivative Instruments - Interest Rate Swaps	Long-term Debt Including Life Income	Total Net Position
4TA085	Fish '58 Student Opportunities Scho	57,169												57,169
4TA086	Cole Neurosci -Behavior Fac. Resrch	390,780												390,780
4TA087	Class of 1962 Student Enrichment	124,515												124,515
4TA088	The Thomas W. Haas Professorship	1,252,891												1,252,891
4TA089	Bill & Becky McGee Scholarship	254,655												254,655
4TA090	Kevin Knarr '91 Scholarship Fund	48,545												48,545
4TA091	George Walker Jaffurs Scholarship	71,628												71,628
4TA092	The Laurhammer Family Scholarship	555,214												555,214
4TA093	Carsey School for Public Policy	3,398,385												3,398,385
4TA095	Edward & Heather Dane Scholarship	110,717												110,717
4TA096	Brig Gen Bouchard '77 Scholarship	100,857												100,857
4TA097	The Mel Rines '47 Fellowship Fund	99,387												99,387
4TA099	Class of 1966 Scholarship Fund	71,074												71,074
4TA100	Wiatrowski-Madsen-Internat'l Serv.	44,597												44,597
4TA101	Class of 1967 Internship Fund	68,061												68,061
4TA102	Nordblom Family Fund	94,336												94,336
4TA103	Maj. Murray Smith '55 USAF Schlrsrp	28,925												28,925
4TA104	Victor Benassi Fund	29,444												29,444
4TA105	Balomenos Fund-Undergrad. Research	53,398												53,398
4TB001	Clark-Donnelley Endowment Fund	46,689												46,689
4TB002	Callahan Family Scholarship	93,726												93,726
4TB003	Foster Class '44 Scholarship	141,374												141,374
4TB004	Frizzell Scholarship, Tj & Mm	123,752												123,752
4TB005	Grange-Webster Scholarship	104,013												104,013
4TB006	J. Raymond Hepler Endowed Fund	223,068												223,068
4TB007	Sustainable Living Fund	14,900,327												14,900,327
4TB008	Hubbard Bros Chair in Biology	5,583,305												5,583,305
4TB009	Oliver Hubbard Biology Endow	2,943,679												2,943,679
4TB010	Edward F. Landry Memorial	16,107												16,107
4TB011	Herbert C. "dinty" Moore Fund	29,156												29,156
4TB012	Avery & Erma Rich Memorial Scholshp	50,403												50,403
4TB013	Lou & Lutz Smith Endowed Fund	541,807												541,807
4TB014	Herbert Soule Scholarship Fund	24,388												24,388
4TB015	Jack and Pat Weeks Fund	328,035												328,035
4TB017	Zsigray Academic Enrichment	153,312												153,312
4TB018	Keener Family Scholarship	33,721												33,721
4TB019	Fair Winds Farm Equine Schol	48,704												48,704
4TB020	Paine Fund for Freshwater Research	126,551												126,551
4TB021	College Woods Scholarship Fund	52,112												52,112
4TB022	Marietta & Jane Carr Endowed Fund	147,794												147,794
4TB023	Edith & Allen Neff Forestry Schlrs	34,482												34,482
4TB024	Dickie Family Endowed Scholarship	773,560												773,560
4TB025	Thompson Forestry Scholarship	33,308												33,308
4TB026	Carberry '82 fund for Biological Sc	78,687												78,687
4TB027	George Frick Fellow for Resource Ec	60,423												60,423
4TB028	Charles E. Warren Memorial Fund	30,836												30,836
4TB029	Perkins '26 Memorial Livestock Educ	35,377												35,377
4TB030	Huntington Family Scholarship Fund	294,589												294,589
4TB031	Lawrence K Smith Natural Res Schol	28,883												28,883
4TB032	Gladys Brooks Scholarship Fund	262,500												262,500
4TB033	Shirley & Bob Lake Endowed Schol.	58,196												58,196
4TB034	Charles F. Marble Scholarship Fund	1,215,706												1,215,706
4TB035	The Bean Endowed Fund	51,419												51,419
4TB036	Anna Catherine Clark Schol - TSAS	24,710												24,710
4TB037	Fred Schmidt '52 Scholarship Fund	92,652												92,652
4TB039	Nobel K. Peterson Scholarship Fund	273,852												273,852
4TB040	St. Martin '82 Career Exploration	522,426												522,426
4TB041	NE Farm & Garden Scholarship	111,397												111,397
4TB042	John E Bachelder Family Scholarship	316,942												316,942
4TB043	Stewart Family Scholarship - COLSA	48,791												48,791
4TB045	Lewis Schol- Sustainability Studies	99,809												99,809
4TB047	Merrill 74 UNH Woodlands Stewardshp	52,963												52,963
4TB048	Andrea Bowen Fellowship in Forestry	528												528
4TB148	Richard & Eliza Stark Scholarship	409,374												409,374
4TC001	Edmund Miller Art Collection	348,947												348,947
4TC002	COLSA New Idea Endowment	6,111												6,111
4TC003	Jessie Potter Beck Fund	79,051												79,051

UNIVERSITY OF NEW HAMPSHIRE FOUNDATION
DETAILED SCHEDULE OF ASSETS, DEFERRED OUTFLOWS, LIABILITIES, AND NET POSITION
BALANCE AT JUNE 30, 2020

Fund	Fund Name	Cash & Investments	Receivables	Prepaid & Other Current Assets	Property, Plant & Equipment	Deferred Inflows & Outflows	Accounts Payable	Deposits & Unearned Revenues	Accrued Employee Benefits	Pension & Post Retirement Medical	Refundable Government Advances	Derivative Instruments - Interest Rate Swaps	Long-term Debt Including Life Income	Total Net Position
4TX001	Heckel Ext Educator Fellowship	42,509												42,509
4TX002	NH 4-H Alliance Endowed Fund	29,420												29,420
4TX003	Anna Mosher Boardman 4-H Fund	35,757												35,757
4TX004	Coos County 4h Youth Dev Fund	12,471												12,471
4TX005	Paul Carbino 4-H Scholarship	3,685												3,685
4TX006	Tom Fairchild 4-H Dairy Fund	92,449												92,449
4TX007	Carl Hess 4-H Memorial Fund	64,364												64,364
4TX008	Internat'l 4h Youth Exchange	12,465												12,465
4TX009	Ruth Kimball 4-H Endowed Fund	169,367												169,367
4TX010	George D Kidder Fund	17,582												17,582
4TX011	NH 4-H Milk Dealers Fund	31,693												31,693
4TX012	NH 4-H Poultry Endowment	4,903												4,903
4TX013	NH 4-H Horse Endowment	6,998												6,998
4TX014	Lucile Poland Teen Conference	2,771												2,771
4TX015	Skoglund Endowed 4-H Fund	57,603												57,603
4TX016	Carroll T Stoddard Fund	14,758												14,758
4TX017	Caswell-Research, Teaching, Outreac	390,919												390,919
4TX018	Ruth Stimson Community Outreach Fun	51,392												51,392
4TX019	Marshall 4-H Youth Opportunities Fn	33,705												33,705
4TX020	Dalrymple Community Outreach Fund	45,483												45,483
4TX021	William Spaulding Sea Grant Endowmn	14,370												14,370
4TX022	Briggs NH Land & Water Education Fn	323,642												323,642
4TX023	Pike Coop Ext Volunteer Leadership	55,441												55,441
4TZ001	Iona Hubbard Climate Change Ed	2,311,098												2,311,098
4TZ004	Herriott & Herrin Scholarship	99,226												99,226
	TOTAL ENDOWMENT & SIMILAR FUNDS	225,556,297	-	-	-	(1,347,531)	(279,417)	-	-	-	-	-	(2,151,492)	221,777,857
TOTAL UNH FOUNDATION		\$ 229,723,989	6,264,565	-	845,000	(1,347,531)	(1,225,057)	-	-	-	-	-	(2,151,492)	232,109,474

PLYMOUTH STATE UNIVERSITY
DETAILED SCHEDULE OF ASSETS, DEFERRED OUTFLOWS, LIABILITIES, AND NET POSITION
BALANCE AT JUNE 30, 2020

Fund	Fund Name	Cash & Investments	Receivables	Prepaid & Other Current Assets	Property, Plant & Equipment	Deferred Inflows & Outflows	Accounts Payable	Deposits & Unearned Revenues	Accrued Employee Benefits	Pension & Post Retirement Medical	Refundable Government Advances	Asset	Deferred Outflows - ARO	Long-term Debt Including Life Income	Total Net Position
												Retirement and Other Obligations			
6GTACS	American Chem Society Stdnt Chapter	297													297
6GTANS	Lillian F Morrissey Annual Schlrshp	4,965													4,965
6GTASC	ASCD Educators Club Gifts	10													10
6GTCCS	Souza "That I May Serve" Scholarshi	1,100													1,100
6GTCRU	Campus Crusade Christ Club Gifts	50													50
6GTENA	ENACTUS	2,086													2,086
6GTESG	Eta Sigma Gamma Honor Society Gifts	1,498													1,498
6GTFLM	The Film Club	1,134													1,134
6GTFRN	French Program Gifts	1,028													1,028
6GTGRA	Granite Guarantee	2,090													2,090
6GTGRK	Greek Council Gifts	280													280
6GTHAM	Hammocking Club Gifts	142													142
6GTICS	International Service Trip Gifts	134													134
6GTIIC	PSU Investment Club	13,678													13,678
6GTKNM	Kelly Nester Memorial Gifts	30													30
6GTLPE	Lambda Pi Eta Honor Society	4													4
6GTMAP	MAPS-Marketing Assn PSU-Gifts	5													5
6GTMAT	Math Assn. Club Gifts	534													534
6GTMRG	Men's Rugby Gifts	271													271
6GTMTN	Music Teachers Nat'l Assoc Gifts	98													98
6GTNIC	Nicaragua Club Gifts	1,247													1,247
6GTPHC	Public Health Club Gifts	9													9
6GTRIO	TRIO Club Gifts	1,831													1,831
6GTRNS	Recreation Sports Gift Fund	20													20
6GTSAS	Student Accounting Society Gifts	461													461
6GTSCP	Caring Scoops-Enactus Gifts	1,000													1,000
6GTSFS	NH Transfer Student Fund	52													52
6GTSIF	Swipe it Forward	1,071													1,071
6GTSMC	Sports Management Club Gifts	275													275
6GTSSF	PSU Student Support Fund	6,047													6,047
6GTSWC	Social Work Club Gifts	166													166
6GTVOG	Vocal Order Gifts	100													100
6GTWIS	Wisinski Family Endowed Gift Fund	15,000													15,000
6GTWRG	Women's Rugby Gifts	100													100
TOTAL RESTRICTED GIFTS & ENDOWMENT INCOME		2,202,682	-	1,500	-	-	(610)	-	-	-	-	-	-	-	2,203,572
<u>SPONSORED RESEARCH & PROGRAMS</u>															
610009	WMNF Trailhead Stewardship Intern	5	(5)												-
610010	Hubbard Brook JVA III	(10,386)	10,386												-
610012	WMNF Trail Club Network Development	(1,002)	1,002												-
610014	Mod2&3 Co-Occur High Fluoride Alum	(20,980)	20,980												-
610015	Trail Crew Collaborative WMNF	(8,836)	8,836												-
615000	NSRC Carbon Flux	2,400						(2,400)							-
63A002	Processor Assessment, Farm Survey	(3,364)	3,364												-
63C002	Making Meaning at MWM	(495)						495							-
63C004	White Mountain Arts Festival	709	3,341					(4,050)							-
63C005	Enacting Equity, Summer Institute	(244)						244							-
63C006	NOURISH Arts, Mind, Body	1,241						(1,241)							-
63E118	Quantitative Literacy PreK-16	13,178						(13,178)							-
63E123	Partnership for Science Inquiry	(3,331)	3,331												-
63E124	SAHE Title IIA	981	(981)												-
63E129	Next Steps NH, Transition, Practice	7,749	565					(8,314)							-
63E130	SAHE FY16 Rural Schl Educator Inst	100	(100)												-
63E131	SAHE FY16 Math	744						(744)							-
63E133	iSocial Pyramid Model	1,030	(1,030)												-
63R133	FY10 Misc Special Projects	(580)	580												-
63R161	FY13 Conversion Studies	(75)	75												-
63R187	FY15 Other Projects	(838)	838												-
63R189	FY15 Admin Research	(719)	719												-
63T003	Barriers to Active Transport'n NH														-
63Z041	Enhancing N Country Vol Monitoring	(860)	860												-
63Z049	Violence Against WomenAct-CY11		5,899					(5,899)							-
63Z050	FY12 Enforcing Underage Drinking	(201)	201												-
647023	Engaging Students In Geosciences	(5,637)	5,637												-
64B007	Integrated Cur Educ Technology	(252)						252							-
64B008	Program Income/Math Dept	4,334													4,334
64B049	Climatological record low-level	90						(90)							-

PLYMOUTH STATE UNIVERSITY
DETAILED SCHEDULE OF ASSETS, DEFERRED OUTFLOWS, LIABILITIES, AND NET POSITION
BALANCE AT JUNE 30, 2020

Fund	Fund Name	Cash & Investments	Receivables	Prepaid & Other Current Assets	Property, Plant & Equipment	Deferred Inflows & Outflows	Accounts Payable	Deposits & Unearned Revenues	Accrued Employee Benefits	Pension & Post Retirement Medical	Refundable Government Advances	Asset	Deferred Outflows - ARO	Long-term Debt Including Life Income	Total Net Position
												Retirement and Other Obligations			
64B050	PSNH Weather Var. & Power Outages	4,523						(4,523)							-
64B051	AIRMAR Advanced Portable Lightning	263						(263)							-
64B054	C. Gonzalez Sigma Award - Hox Gene	(89)						89							-
64B055	Rate Your Mate & Bowling Green Part	3,000						(3,000)							-
64F000	Food on the Border	1,420	6,997					(8,417)							-
64G050	FY11-12 Social Work Educ. Prtnshp	(7,817)	7,817												-
64G077	14-15 RI State Scholarship	1,250													1,250
64G082	FY14 Social Work Educ. Partnership	(2,258)	2,258												-
64G084	Nutrient Loading Study Moultonbo	4						(4)							-
64G086	FY15 Educational Tuition Partnerhsp	(2,027)	2,027												-
64G088	15-16 VT State Scholarship	1,292													1,292
64G094	17-18 VT State Grant	3,258													3,258
64G099	FY18 Educational Tuition Partnership	(2,970)	2,970												-
64G103	Educ. Tuition Partnership FY19-21	(6,270)	6,270												-
64G104	Root Causes Educational Inequities	(501)						501							-
64G105	19-20 VT State Grant	(2,925)	2,925												-
64G106	19-20- ME State Grant	(1,500)	1,500												-
64G107	MPD-ACERT Evaluation	(7,914)						7,914							-
64G108	FY20 Educ. Tuition Partnership	(29)	29												-
64N040	PSU National Writing Project	301						(301)							-
64N084	National Writing Project 2006-2007	6,931													6,931
64N085	New Hampton Natural Resources Inv	(1,061)						1,061							-
64N094	2007-2008 National Writing Project	7,186						2,347							9,533
64N108	Coos County Outreach Initiative	35,627						(35,627)							-
64N111	08-09 National Writing Project	(842)						842							-
64N112	08-09 National Writing Project	(2,282)						2,282							-
64N121	Mt Tecumseh Altitudinal Transect	5,032						(5,032)							-
64N125	Coos seed grant Howarth,May	(352)						352							-
64N129	Coos seed grant Amidon	(1,126)						1,126							-
64N133	Amidon - Eco Art seed grant	(467)						467							-
64N136	09-10 Plymouth Writing Project	1,627						(1,627)							-
64N137	09-10 PWP - Mini grant	1,291						(1,291)							-
64N139	Canaan Street Lake Water Protection	(917)	2,986					(2,069)							-
64N149	Weeks Act	(2,416)						2,416							-
64N152	Coos seed grant Green	(5,605)						5,605							-
64N153	Coos seed grant Lee & Lelas	(5,626)						5,626							-
64N154	Coos seed grant Burckes Miller	(5,389)						5,389							-
64N155	Coos seed grant Okrant FY10	(3,497)						3,497							-
64N156	Coos seed grant Pruyn	(4,585)						4,585							-
64N161	10-11 Plymouth Writing Project	560						(560)							-
64N162	Early Childhood Learn & Educ. YR11	1,215						(1,215)							-
64N164	Implementation of Every Acre Counts	12						(12)							-
64N165	Transpiration Response Fertilizatio	(782)	782												-
64N169	AMC - The Weeks Act	(334)	334												-
64N171	FY11 Coos County Outreach Init.	(7)						7							-
64N172	NWP NEWP retreat spring 2011	(217)						217							-
64N177	NWP Writing Across the Curriculum	618						(618)							-
64N178	NWP 2011-2012	(19,406)						19,406							-
64N179	YR3 Early Childhood Learning & Educ	19						(19)							-
64N182	INTEL Math - Rochester	5,809						(5,809)							-
64N183	Math Teachers Circles	15						(15)							-
64N184	Squam Lake Recreation Mgt	2,000						(2,000)							-
64N188	AHEAD Market Research	(4,190)						4,190							-
64N189	Rural Health Worforce	839						(839)							-
64N192	FY13 Coos Early Childhood Scholarsh	(1)						1							-
64N193	SEED Bakersville Prof. Dev.	668						(668)							-
64N194	Passing Through: Allure Whi Mtns	2						(2)							-
64N195	YR4 Early Childhood Learning & Educ	903						(903)							-
64N197	Young Feminists Leadership Conf.	(182)						182							-
64N200	Early Childhood YR5	30,825						(30,825)							-
64N201	Economic Impact:NH Lodging & Rest.	(3,032)	3,032												-
64N202	Partnerships Project Grant	5						(5)							-
64N203	Coos Cnty Outreach Init. phase III	(412)						412							-
64N205	Plymouth Service Learning Initiativ	(4,895)	4,895												-
64N207	FY14 Young Feminist Leadership Conf	(64)						64							-
64N208	Goldberg Foundation funding	(100)						100							-
64N209	NH Eating Disorders Conf. Prof. Dev	(42)						42							-

PLYMOUTH STATE UNIVERSITY
DETAILED SCHEDULE OF ASSETS, DEFERRED OUTFLOWS, LIABILITIES, AND NET POSITION
BALANCE AT JUNE 30, 2020

Fund	Fund Name	Cash & Investments	Receivables	Prepaid & Other Current Assets	Property, Plant & Equipment	Deferred Inflows & Outflows	Accounts Payable	Deposits & Unearned Revenues	Accrued Employee Benefits	Pension & Post Retirement Medical	Refundable Government Advances	Asset	Deferred Outflows - ARO	Long-term Debt Including Life Income	Total Net Position
												Retirement and Other Obligations			
6TC156	Ellen Morin '52 Endowment	15,570													15,570
6TC157	Madeline Plant Endow Nursing Schola	26,609													26,609
6TC159	Henry and Ethel Vittum Scholarship	48,241													48,241
6TC162	Joseph & Gail White Graduate Fellow	145,873													145,873
6TC163	The Bonnie & Charles Still Scholars	30,106													30,106
6TC164	Zachary Frank Memorial Endowed Scho	26,515													26,515
6TC165	Gary & Elizabeth Lowe End Schlrshp	39,877													39,877
6TC166	Steve Vaillancourt Endowed Fund	6,283													6,283
6TC167	Joseph McCaffrey Endowment Fund	26,352													26,352
6TC168	Bette De Rocher '61 Endowed Fund	10,140													10,140
6TC169	David & Martha Talbot Endowed Schol	39,470													39,470
6TC170	Ryan Chadwick Endowed Scholarship	23,888													23,888
6TC171	Nancy & Thomas Gravina Endowed Schol	23,888													23,888
	TOTAL ENDOWMENT & SIMILAR FUNDS	29,719,585	-	-	-	-	(1,710)	-	-	-	-	(15,135)	-	(968)	29,701,772
	PLANT FUNDS														
6N0ADJ	PSU Net Invested in Plant Adjust	600			(250,000)										(249,400)
6NG001	PSU Net Invested in Plant				183,746,127							(811,200)	51,160		182,986,087
6NG002	PSU Equipment				3,030,382										3,030,382
6NG007	2001 HEFA DEBT	(3)												(5,885,026)	(5,885,029)
6NG009	2001R HEFA DEBT													(2,453,411)	(2,453,411)
6NG013	2006B-2 HEFA DEBT	3												(9,536,419)	(9,536,416)
6NG015	2005A HEFA DEBT													(11,231,748)	(11,231,748)
6NG023	2006 HEFA Debt	3												(13,218,247)	(13,218,244)
6NG09A	2009A HEFA DEBT													(13,413,279)	(13,413,279)
6NG15A	PSU 2015A HEFA Debt													(7,998,774)	(7,998,774)
6NG16A	PSU 2016A HEFA Debt	(2,356,611)												(31,567,065)	(33,923,676)
6X0ADJ	PSU Unexpended Plant Adjustments						(12,576)								(12,576)
6XB050	Facilities Repair & Adaption	4,309,443					(152,783)								4,156,660
6XB179	Safety/Environmental	111,326					(3,770)								107,556
6XB184	Campus Planning														-
6XB291	Facilities Deferred Maintenance	5,614,325					(15,926)								5,598,399
6XB325	Merrill Place Res Hall	2,356,611													2,356,611
6XB334	D&M 4th Floor	948					(948)								-
6XB336	Episcopal Church Renovation	1,198					(1,186)								12
6XB338	Dining Program - Phase I SU '19	(30,333)	926,934				(17,349)								879,252
6XB339	Turf Phase I - Field & Lights	3,252,581					(9,963)								3,242,618
6XB342	PE Center Rooftop Solar Array	611,952					(189,639)								422,313
6XF001	Energy Conservation Projects	23,582													23,582
6XF006	Purchase Of Property - PSU	188,269													188,269
6XF024	ITS Networking Projects	476,084													476,084
6XF031	Ice Arena Repair & Renovation	1,382,734					(762)								1,381,972
6XF038	PSU CNG Project	48,217													48,217
	TOTAL PLANT FUNDS	15,990,929	926,934	-	186,526,509	-	(404,902)	-	-	-	-	(811,200)	-	(95,303,969)	106,975,461
TOTAL PLYMOUTH STATE UNIVERSITY		\$ 51,760,179	3,357,101	510,010	186,526,509	278,505	(1,245,393)	(9,807,227)	(2,451,811)	(11,443,283)	(1,340,395)	(826,335)	-	(95,304,937)	120,064,083

KEENE STATE COLLEGE
DETAILED SCHEDULE OF ASSETS, DEFERRED OUTFLOWS, LIABILITIES, AND NET POSITION
BALANCE AT JUNE 30, 2020

Fund	Fund Name	Cash & Investments	Receivables	Prepaid & Other Current Assets	Property, Plant & Equipment	Deferred Inflows & Outflows	Accounts Payable	Deposits & Unearned Revenues	Accrued Employee Benefits	Pension & Post Retirement Medical	Refundable Government Advances	Asset	Long-term Debt Including Life Income	Deferred Outflows -ARO	Total Net Position
												Retirement and Other Obligations			
5TH005	Cohen Chair for Genocide Studies En	2,959,318													2,959,318
5TH006	Susan Herman Award H&G Aware - End	53,419													53,419
5TH007	Meiszner Cohen Center Endowment	29,870													29,870
5TL001	Holocaust Lecture Series	80,797													80,797
5TL002	Earle F Jenkins '27 Mem Book	50,872													50,872
5TP001	Jane & James Batts Prof St End	16,131													16,131
5TP002	Thomas J Crowley Endowed Award	17,540													17,540
5TP003	Meiszner Early Sprouts Endowment	27,613													27,613
5TS001	Orang Asli Archive Endowment	52,774													52,774
	TOTAL ENDOWMENT & SIMILAR FUNDS	30,073,220	-	-	-	-	(2,221)	-	-	-	-	(48,864)	-	-	30,022,135
	PLANT FUNDS														
5N0ADJ	KSC Net Invested in Plant Adjust				(250,000)										(250,000)
5NG003	KSC Net Invested in Plant				166,162,809							(948,000)		525,850	165,740,659
5NG004	KSC Equipment				2,093,490								(127,887)		1,965,603
5NG007	2001 HEFA DEBT												(12,585,160)		(12,585,160)
5NG009	2001R HEFA DEBT												(3,973,888)		(3,973,888)
5NG013	2006B-2 HEFA DEBT												(11,445,311)		(11,445,311)
5NG015	2005A HEFA DEBT												(13,449,277)		(13,449,277)
5NG023	2006 HEFA Debt												(15,868,353)		(15,868,353)
5NG09A	2009A HEFA DEBT												(1,772,541)		(1,772,541)
5NG15A	KSC 2015A HEFA Debt												(33,688,049)		(33,688,049)
5X0ADJ	KSC Unexpended Plant Adjustments						(3,102)								(3,102)
5XG001	Unexp. R&R - General Funds	13,201,363													13,201,363
5XG002	Unexp. R&R - Housing	1,380,495													1,380,495
5XG003	Unexp. R&R - Dining	722,253													722,253
5XG004	Unexp. R&R - Student Ctr	238,705													238,705
5XG015	Madison Street Parking	9,480													9,480
5XG028	Furniture Replacement	314													314
5XG053	Unexp R&R - Recreation Center	56,165													56,165
5XG069	KSC Heating Plant Upgrade	183,815													183,815
5XG073	KSC IFB Payments	6													6
5XG082	Campus Safety Vehicle Replacement	21,690													21,690
5XG086	KSC Alumni Center IFB	367,888													367,888
5XG096	Monadnock innovation Hub						(20,000)								(20,000)
5XT009	Professional Studies Projects	106,671													106,671
5XT010	Arts & Humanities Projects	83,998													83,998
5XT011	Sciences Projects	29,581													29,581
5XT025	Classroom Equip and Tech Upgrades	463,982													463,982
5XT060	Energy Conservation Projects	246,707													246,707
5XT070	Safety & Accessibility Improvements	188,146													188,146
5XT071	Recreational Sports Improvemem	204,486													204,486
5XT081	RLO Furniture	146,987													146,987
5XT082	Student Ctr Small Projects-KSC	45,246													45,246
5XT108	Cable Plant Infrastructure	891,378													891,378
5XT109	Net Connectivity & Transport Equip	102,760													102,760
5XT110	Voice Telephony Infrastructure	76,485													76,485
5XT111	Net Services & Support Equipment	329,564													329,564
5XT113	Deferred Maintenance Projects	334,600													334,600
5XT121	Elliot Hall 2nd Floor Renovation	2,012													2,012
5XT125	Hale Building Renovations	89,819													89,819
5XT133	Dining R&R Small Projects	1,001													1,001
5XT144	KSC LED Site Lighting	39,981													39,981
5XT147	RLO Small Projects	1,429,368					(40,875)								1,388,493
5XT148	KSC E&G Small Projects	741,808					(13,701)								728,107
5XT152	Energy Submetering Project	30,438													30,438
5XT153	Mason Library Athenaeum	36,856													36,856
5XT157	Mason Library Projects	40,831													40,831
5XT158	Nursing Lab and Sim Spaces	196,698													196,698
5XT162	Access Control Project	519,289													519,289
5XT164	Joslin Hall	235,192													235,192
5XT165	Elliot Hall 1st Floor	1,000,000													1,000,000
5XT169	Redfern Life Safety Improvements	905,435													905,435
5XT176	Steam Line Replacement	15,359					152								15,511
5XT177	Spaulding Pool Ventilation	1,847,730													1,847,730
5XT178	Artificial Turf Field	964,631													964,631
	TOTAL PLANT FUNDS	27,529,213	-	-	168,006,299	-	(77,526)	-	-	-	-	(948,000)	(92,910,466)	525,850	102,125,370
TOTAL KEENE STATE COLLEGE		\$ 67,290,649	4,785,949	331,238	168,006,299	217,072	(1,093,533)	(4,458,882)	(2,369,939)	(10,915,781)	(1,450,156)	(996,864)	(92,910,466)	525,850	126,961,436

KEENE ENDOWMENT ASSOCIATION
DETAILED SCHEDULE OF ASSETS, DEFERRED OUTFLOWS, LIABILITIES, AND NET POSITION
BALANCE AT JUNE 30, 2020

Fund	Fund Name	Cash & Investments	Receivables	Prepaid & Other Current Assets	Property, Plant & Equipment	Deferred Inflows & Outflows	Accounts Payable	Deposits & Unearned Revenues	Accrued Employee Benefits	Pension & Post Retirement Medical	Refundable Government Advances	Derivative Instruments - Interest Rate Swaps	Long-term Debt Including Life Income	Total Net Position
5TEZ64	Jue Community Service Endowment	34,069												34,069
5TEZ65	Global Opportunities Fund	24,397												24,397
5TEZ66	Olive F Jennison Award Endowment	58,211												58,211
5TEZ67	Robert and Alice Johnson Sch Ed	42,917												42,917
5TEZ68	Lora Adams Mem Nutri & Health Endow	24,698												24,698
5TEZ70	Dr Rose Kundanis Journalism Endow	29,923												29,923
5TEZ71	Carole Russell Memorial Endowment	42,063												42,063
5TEZ72	Raymond & Dorothy M Jobin Endowment	32,812												32,812
5TEZ73	Samuel Martin '09 Mem Schol Endowme	30,675												30,675
5TEZ74	Don Baldini Music Scholarship Endow	24,179												24,179
5TEZ75	Quin-D Dance Endowment	25,633												25,633
5TEZ76	Women's Education Oppor Fund Endowment	109,592												109,592
5TEZ78	Director Cohen Center HGS Endowment	2,500,000												2,500,000
5TEZ79	Mary & Lester Shealy Mem Sch Endowment	25,897												25,897
5TEZ80	Class of 1964 Teacher Ed Sch Endow	38,364												38,364
	TOTAL ENDOWMENT & SIMILAR FUNDS	13,585,179	-	-	-	-	-	-	-	-	-	-	-	13,585,179
TOTAL KEENE ENDOWMENT ASSOCIATION		\$ 13,610,556	-	-	-	-	-	-	-	-	-	-	-	13,610,556

GRANITE STATE COLLEGE
DETAILED SCHEDULE OF ASSETS, DEFERRED OUTFLOWS, LIABILITIES, AND NET POSITION
BALANCE AT JUNE 30, 2020

Fund	Fund Name	Cash & Investments	Receivables	Prepaid & Other Current Assets	Property, Plant & Equipment	Deferred Inflows & Outflows	Accounts Payable	Deposits & Unearned Revenues	Accrued Employee Benefits	Pension & Post Retirement Medical	Asset Retirement and Other Obligations	Derivative Instruments - Interest Rate Swaps	Long-term Debt Including Life Income	Total Net Position
7T0008	McDonnell Family Scholarship	5,181												5,181
7T0009	Merrill Student Completion Schol	24,748												24,748
	TOTAL ENDOWMENT & SIMILAR FUNDS	8,325,887	-	-	-	-	-	-	-	-	-	-	-	8,325,887
	PLANT FUNDS													
7N6675	GSC Net Invested in Plant				6,965,361						(8,000)			6,957,361
7N6676	GSC Equipment				99,892									99,892
7X6700	Tech Village R&R	308,522												308,522
7X6711	Hall Street - R & A	74,751												74,751
7X6715	GSC Vehicle Replacement Fund	5,505												5,505
	TOTAL PLANT FUNDS	388,778	-	-	7,065,253	-	-	-	-	-	(8,000)	-	-	7,446,031
TOTAL GRANITE STATE COLLEGE		\$ 29,958,284	656,575	107,650	7,065,253	62,686	(331,955)	(549,406)	(582,614)	(2,292,862)	(8,000)	-	-	34,085,611

TRUSTEES/CHANCELLOR'S OFFICE
DETAILED SCHEDULE OF ASSETS, DEFERRED OUTFLOWS, LIABILITIES, AND NET POSITION
BALANCE AT JUNE 30, 2020

Fund	Fund Name	Cash & Investments	Receivables	Prepaid & Other Current Assets	Property, Plant & Equipment	Deferred Inflows & Outflows	Accounts Payable	Deposits & Unearned Revenues	Accrued Employee Benefits	Pension & Post Retirement Medical	Long-term Debt Including Life Income	Derivative Instruments - Interest Rate Swaps	Asset Retirement and other obligations	Total Net Position
<u>GENERAL OPERATING & OTHER UNRESTRICTED FUNDS</u>														
9U0000	University System E&G	22,931,656	55,172	351,614			(17,674,179)		(540,487)				(5,123,751)	25
9U0APR	USNH Accrued Payroll	11,299,053					(11,299,053)							-
9U0DEF	USNH General Deferred	2,143,975					(2,143,975)							-
9UG000	University System E&G	1,586,121					(461,406)	(378)	(113,512)					1,010,825
9UGENR	USNH Enrollment Center	501,664												501,664
9WG106	Other Postemployment Bnft (OPEB)					16,776				(1,693,929)				(1,677,153)
9Z0001	NH Women in High Ed Leadership	7,642												7,642
9Z0ADJ	Agency Funds Year End Adjustment							(7,643)						(7,643)
9ZOSRP	Oper Staff Retirement Fund					217,201				432,397				649,598
	TOTAL GENERAL OPERATING & OTHER UNRESTRICTED FUNDS	38,470,111	55,172	351,614	-	233,977	(31,578,613)	(8,021)	(653,999)	(1,261,532)	-	-	(5,123,751)	484,958
<u>INTERNALLY DESIGNATED</u>														
9D0006	Short-term Disability	(112,723)												(112,723)
9D0008	ARC Accrual	3,020,715				(275,859)			(2,058,362)					686,494
9D0012	STII Core Cash Investment	21,508,365					55							21,508,420
9D0018	Workers Compensation	4,200,000							(2,870,617)					1,329,383
9D0023	Long Term Disability	2,776,900							(2,032,200)					744,700
9D0040	Transfer Student Initiative	21,126												21,126
9D0042	Chancellor's Strategic Initiatives	1,822,387												1,822,387
9D0045	Chancellor EPSCOR Funding	200,000												200,000
9D0046	Info Tech Strategic Funds	93,449												93,449
9D0048	USNH Compliance Project	76,034												76,034
9D0049	Vehicle Replacement	20,795												20,795
9D00D2	Board of Trustee DiscretionaryAcct	5,076												5,076
9D0HIF	System Health Initiatives Funding	8,494												8,494
9D0INS	USNH Insurance Allocation	(775,208)		846,011			(35,663)							35,140
9DB000	Fringe Benefit Reserve	18,739,202	1,018,702	45,000			(5,241,221)		(4,313,409)					10,248,274
9DBSTF	System Separation Fund	623,486												623,486
9DX103	LRTP4 ERP-HCM	22,602					(22,602)							-
9DX112	LRTP4 EProcurement	84,984					(84,984)							-
9DX122	Student Success	(757)												(757)
9DX123	Supplemental Staffing - Backfills	(659)												(659)
	TOTAL INTERNALLY DESIGNATED	52,334,268	1,018,702	891,011	-	(275,859)	(5,384,415)	-	(11,274,588)	-	-	-	-	37,309,119
<u>RESTRICTED GIFTS & ENDOWMENT INCOME</u>														
9G0001	Spaulding Potter Charitable Trust	5,066												5,066
9G0002	Visiting Professors Fund	5,107												5,107
9G0003	Squires Prize	2,173												2,173
9G0005	Bradford K Perry Memorial Fund	533												533
9G0006	Project Keep Contributions	500												500
9G0009	Spaulding Investment Mgmt & Rsrch	6,832												6,832
9G0010	Spaulding Chartered Financial Anly	6,832												6,832
9G0011	Spaulding Investment Analysis Educ.	6,832												6,832
9G0015	Walter Peterson Gift Fund	1,200												1,200
9G00D2	John S Elliott Treasurer's Finance	1,250												1,250
	TOTAL RESTRICTED GIFTS & ENDOWMENT INCOME	36,325	-	-	-	-	-	-	-	-	-	-	-	36,325
<u>SPONSORED RESEARCH & PROGRAMS</u>														
93Z001	NH Goffer Hybrid Classrooms	(4,857,555)	4,903,537				(45,982)							-
95ZPPB	USNH Personnel Suspense	(931)												(931)
	TOTAL SPONSORED RESEARCH & PROGRAMS	(4,858,486)	4,903,537	-	-	-	(45,982)	-	-	-	-	-	-	(931)
<u>ENDOWMENT & SIMILAR FUNDS</u>														
9QG001	USNH LT Contingency Fund	7,836,742												7,836,742
9QG002	Bradford K Perry Memorial Fund	12,339												12,339
9QG003	Long-Term Treasury Investments Quas	28,156,170												28,156,170
9QG004	Health Ben Cost Containment Quasi	21,222,918												21,222,918
9QGDBT	USNH Debt Quasi	97,056,844												97,056,844
9TG001	Dr. J. Duane Squires	27,561												27,561
	TOTAL ENDOWMENT & SIMILAR FUNDS	154,312,574	-	-	-	-	-	-	-	-	-	-	-	154,312,574
<u>PLANT FUNDS</u>														
9NY001	2001 Bonds										61,534,032			61,534,032
9NY002	SYS Net Invested in Plant				290,796									290,796
9NY003	SYS Equipment				5,919,378									5,919,378
9NY006	SYS HEFA 01-92 Refunding Issue Cost										13,760,000			13,760,000

TRUSTEES/CHANCELLOR'S OFFICE
DETAILED SCHEDULE OF ASSETS, DEFERRED OUTFLOWS, LIABILITIES, AND NET POSITION
BALANCE AT JUNE 30, 2020

Fund	Fund Name	Cash & Investments	Receivables	Prepaid & Other Current Assets	Property, Plant & Equipment	Deferred Inflows & Outflows	Accounts Payable	Deposits & Unearned Revenues	Accrued Employee Benefits	Pension & Post Retirement Medical	Long-term Debt Including Life Income	Derivative Instruments - Interest Rate Swaps	Asset Retirement and other obligations	Total Net Position
9NY008	SYS 2005A HEFA Debt	2,105,242				12,003,296	(5,239)				5,583,366	(12,003,296)		7,683,369
9NY009	SYS 2005B HEFA Debt	4,911,348				14,440,684	(6,348)				(59,600,000)	(9,688,233)		(49,942,549)
9NY011	2006 HEFA Debt										57,184,269			57,184,269
9NY013	2006B-2 HEFA Debt										41,779,884			41,779,884
9NY014	Series 2001 Swaption Issuance	1,306,439									(1,306,439)			-
9NY09A	Series 2009A Bonds										17,090,333			17,090,333
9NY11A	Series 2011A Bonds	152,000					(152,000)				(6,444,534)			(6,444,534)
9NY11B	Series 2011B Bonds	2,214,061				8,201,311	(4,061)				(28,150,000)	(7,570,526)		(25,309,215)
9NY12A	Series 2012 Bonds	3,368,000					(68,000)				(3,300,000)			-
9NY14A	Series 2014 Bonds	2,314,684					(114,684)				(11,440,000)			(9,240,000)
9NY15A	Series 2015 Bonds	5,649,247				501,722	(2,659,248)				(37,763,928)			(34,272,207)
9NY16A	Series 2016 Bonds	3,545,831				(149,709)	(905,831)				(19,411,796)			(16,921,505)
9NY17A	Series 2017A Bonds	3,153,127				1,761,479	(1,303,126)				(60,827,593)			(57,216,113)
9NY17B	Series 2017B Bonds	2,724,796					(734,796)				(45,970,000)			(43,980,000)
9NYIFB	Internal Borrowing Funding													-
9X0002	SYS R&R Financial Technology Fund													-
9X0039	SYS Vehicle Replacement Fund													-
	TOTAL PLANT FUNDS	31,444,775	-	-	6,210,174	36,758,783	(5,953,333)	-	-	-	(77,282,406)	(29,262,055)	-	(38,084,062)
TOTAL TRUSTEES/CHANCELLOR'S OFFICE		271,739,567	5,977,411	1,242,625	6,210,174	36,716,901	(42,962,343)	(8,021)	(11,928,587)	(1,261,532)	(77,282,406)	(29,262,055)	(5,123,751)	154,057,983

UNIVERSITY OF NEW HAMPSHIRE DURHAM
DETAILED SCHEDULE OF REVENUES, EXPENSES, AND TRANSFERS
FOR THE YEAR ENDED JUNE 30, 2020

Fund	Fund Title	Net Student Tuition	Grant Revenue¹	Auxiliary Revenue	Appropriations & Other Revenue	Employee Compensation	Supplies and Services	Other Expenses	Transfers In/(Out)	Beginning Fund Balance 06/30/2019	Ending Fund Balance 06/30/2020
<u>GENERAL OPERATING & OTHER RESTRICTED FUNDS</u>											
15H111	Hatch Administration - Match					(268,612)			268,612	-	-
15H628	Solutions to Bee Problems					(2,176)			2,176	-	-
15H632	Applied Agricultural Genomics					(9,032)			9,032	-	-
15H637	Frankia-Actinorhizal Plant Assoc					(9,032)			9,032	-	-
15H644	The Ecology of Soil Health					(2,187)			2,187	-	-
15H650	Bee Health					(2,867)			2,867	-	-
15H657	Influence of Ovary Uterus &Emb					(2,176)			2,176	-	-
15H659	Water Quality,River Network Scales					(11,627)			11,627	-	-
15H661	Managing Plant Microbe Interactions								(43,559)	43,559	-
15H663	Harnessing Chemical Ecology					(2,176)			2,176	35,848	35,848
15H665	Quantifying the drivers of weed					(15,117)			15,117	-	-
15H666	Soil Microbial Growth					(17,079)			17,079	-	-
15H667	Soil Microbiome in NH Ag					(13,684)			13,684	-	-
15H670	Using metagenomics dairy cows					(9,685)			9,685	-	-
15H675	Management Systems to Improve					(2,307)			2,307	-	-
15H676	Minimize sea Lice Infestation					(11,616)			11,616	-	-
15H677	Managing Plant Microbe Interactions					(4,352)			4,352	-	-
15H678	From Native Plants to New Crops					(11,727)			11,727	-	-
15H679	Cyclic Nucleotide Phosphodiesterase					(12,278)			12,278	-	-
15H680	Bioavailable Nitrogen					(13,059)			13,059	-	-
15H681	Improving Finfish Production					(27,151)			27,151	-	-
15H684	Plant Improvement in Cucurbita					(2,187)			2,187	-	-
15H686	Frankia-Actinorhizal Plant Associat					(2,187)			2,187	-	-
15H688	The Impact of SNAP-Ed					(11,616)			11,616	-	-
15H691	Phytochemicals: improve plant healt					(12,278)			12,278	-	-
15MS03	McIntire Stennis Admin					(73,732)			73,732	-	-
15MS90	Disease-associated bark communities					(25,305)			25,305	-	-
15MS94	Small Mammals in Northern Forests					(9,680)			9,680	-	-
15MS95	Mapping Forest Type and Structure					(25,210)			25,210	-	-
15MS97	Rehabilitating the Northern Forest					(17,605)			17,605	-	-
15MS98	Quantifying decadal trends					(27,423)			27,423	-	-
1AU106	Other Postemployment Bnft (OPEB)					277,080				(7,336,857)	(7,059,777)
1U0ADJ	UNH Unrestricted Adjustments				137,235		258,142		(395,377)	-	-
1UA000	Acad Affairs Educational & General	4,615,960	256,775		200,411	(16,487,865)	14,023,718	(2,807)	(1,427,979)	2,466,005	3,644,218
1UA001	Student Technology Fee	3,132,992			81,249	(1,348,195)	(415,744)		(1,326,955)	520,737	644,084
1UA002	Career and Professional Services	1,150,516			263,774	(1,563,920)	123,483		71,467	1,639,490	1,684,810
1UB000	COLSA General Fund	37,711,341	1,829,346		2,069,366	(21,034,857)	(19,353,327)		(103,219)	1,327,204	2,445,854
1UB022	State AES Funds	(276,688)			4,087,868	(378,127)	(159,734)		(3,273,319)	-	-
1UB025	COLSA Farms	81,842			826,374	(1,448,562)	(1,009,365)	(38,958)	1,576,063	(1,843)	(14,449)
1UB100	COLSA General Fund -Pre FY2014								750,000	(10,318,232)	(9,568,232)
1UBSEQ	Ecoquest	1,123,763			1,260	(10,840)	(1,112,348)			98,700	100,535
1UBSIT	Study Abroad Italy	70,280			(1,699)		(201,310)	(969)	133,698	-	-
1UC000	COLA Educational and General	62,514,431	547,435		2,075,645	(42,675,732)	(26,828,018)	(4,828)	(85,318)	(7,815,513)	(12,271,898)
1UC101	Scholars as Educators Program						(541)			27,944	27,403
1UC103	NH Literacy Institute	181,118			45,676	(166,133)	(50,200)			201,265	211,726
1UCS00	Study Away Administration								(10,044)	10,044	-
1UCSAT	Athens Study Abroad Program	30,400				(12,889)	(62,328)		38,132	6,685	-
1UCSBA	Budapest Fld Studies-Art & Culture								(41,360)	41,360	-
1UCSBE	Belize Teacher Program								(20,692)	20,692	-
1UCSBF	Archeology Field School -Belize	20,520				(1,626)	(19,956)		(3,673)	4,735	-
1UCSBL	Berlin Study Abroad	12,600				(15,208)	(23,595)		(11,477)	37,680	-
1UCSBU	Budapest Justice Studies Program	11,825				(4,553)	(38,292)		(106,629)	137,649	-
1UCSCA	Cambridge Univ in England	23,100				(8,932)	(50,085)		(64,060)	99,977	-
1UCSCH	China Study Abroad								(47,142)	47,142	-

UNIVERSITY OF NEW HAMPSHIRE DURHAM
DETAILED SCHEDULE OF REVENUES, EXPENSES, AND TRANSFERS
FOR THE YEAR ENDED JUNE 30, 2020

Fund	Fund Title	Net Student Tuition	Grant Revenue¹	Auxiliary Revenue	Appropriations & Other Revenue	Employee Compensation	Supplies and Services	Other Expenses	Transfers In/(Out)	Beginning Fund Balance 06/30/2019	Ending Fund Balance 06/30/2020
1UCSCU	Cuba Study Abroad	18,700				(12,347)	(20,125)		9,273	4,499	-
1UCSDI	Dijon Study Away	17,660				(13,551)	(40,838)		(144,172)	180,901	-
1UCSGH	Ghana Study Away								(25,792)	25,792	-
1UCSGR	Granada Study Abroad	25,400				(5,420)	(50,511)		(283,336)	313,867	-
1UCSLE	London Experience Study Away	14,250				(12,347)	(16,943)		(18,409)	33,449	-
1UCSLO	UNH London Program	158,900				(5,420)	(337,709)		(159,646)	343,875	-
1UCSLT	London Travel Writing Program	11,310				(9,355)	(15,133)		(9,965)	23,143	-
1UCSME	Mexico Summer Study Away	16,665				(4,336)	(41,736)		(11,982)	41,389	-
1UCSMO	Moscow Study Abroad	15,364				(18,303)	(18,124)		(8,546)	29,609	-
1UCSRO	Rome Study Abroad Program	31,750				(21,821)	(42,527)		32,198	400	-
1UD000	CEPS Educational and General	60,534,944	2,685,850		1,946,417	(34,350,065)	(26,950,035)		(2,462,247)	23,484,282	24,889,146
1UE000	PAUL Education and General	39,629,131	105,069		1,119,579	(25,544,730)	(15,243,824)		(139,100)	2,754,459	2,680,584
1UE001	PAUL E&G - CPS	719,765				(37,666)	(512)		(34,614)	4,546,968	5,193,941
1UE002	Ctr for Social Innovatn & Enterprse								(29,552)	29,552	-
1UESBP	Study Abroad - Budapest									22,104	22,104
1UESCM	Study Abroad - Cruise Management									44,431	44,431
1UESDR	Study Abrd Dominican Republic	44,893				(12,325)	(38,380)			(3,780)	(9,592)
1UESFR	Study Abroad - France									12,100	12,100
1UF000	HHS Educational and General	33,732,909	1,823,386		1,406,844	(20,497,651)	(13,162,339)		(831,257)	17,080,561	19,552,453
1UF001	HHS E&G - MPH Program	274,350				(244,417)	(12,156)		(37,587)	907,516	887,706
1UF002	HHS - E&G MSW at UNH-M	510,220				(91,169)	(2,670)		(59,955)	2,519,589	2,876,015
1UFSSW	Social Work Study Away	14,025				(11,030)	(21,871)			(65,987)	(84,863)
1UG001	Central Admin VP Finance				20	(3,661,388)	3,900,153		115,244	1,801,897	2,155,926
1UG002	Office of the President				1,794	(1,274,699)	1,134,744		182,483	83,110	127,432
1UG003	Community Equity and Diversity		59,763		5,858	(1,195,233)	1,518,399		(40,950)	673,596	1,021,433
1UG004	VP Administration					(3,151,461)	3,284,919		174,177	-	307,635
1UK000	IT Educational & General				14,687	(3,961,558)	5,788,447		(1,104,428)	472,110	1,209,258
1UK005	Information Technology Operations					(48,304)			48,304	-	-
1UK006	Information Tech - Tech Fees - UNH	13								-	13
1UL000	Library Educational and General		(40)		377,440	(5,499,681)	6,214,360		11,627	6,538,852	7,642,558
1UP000	UNH Police				218,248	(3,544,728)	3,740,817		(483,640)	801,168	731,865
1UR000	VPRPS Educational and General		2,287,379		15,394	(8,467,081)	8,209,202	(83,614)	(2,979,540)	1,279,317	261,057
1UR001	VPRPS E&G - Centers		588,847		4,885	(58,104)	(152,611)		(84,341)	4,759,433	5,058,109
1UR020	Consulting Center PAU				157,651	(199,314)	(5,329)			290,307	243,315
1US000	Athletics Education&General-RCM	(5,500)	2,609				(127)		1,300	20,932	19,214
1UT000	Facilities Educational and General				188,713	(6,598,546)	8,803,463		(2,345,316)	2,685,561	2,733,875
1UT001	Energy and Campus Development				54,097	(3,759,807)	39,824,244	(7,336,639)	(28,746,365)	2,938,876	2,974,406
1UU000	Institutional Educational & General	(9,353,741)	137,303		26,899,792	(91,322)	(6,461,489)		(6,625,346)	(441,692)	4,063,505
1UU001	Institutional Bud-Proj Adjs								(1,246,510)	1,246,510	-
1UU002	Inst Destiny One Online Payments						211,678		(193,144)	97,449	115,983
1UURCM	Institutional RCM Fund		5,199,677		15,899,540		(23,777,257)		(7,797,267)	(16,612,832)	(27,088,139)
1UW000	Enrollment Mngmt Ed & General	1,105,485			219,844	(5,838,305)	4,601,952		38,969	519,236	647,181
1UX000	Professional Education	1,464,712				(1,182,513)	(740,666)	(356)	218,978	(666,784)	(906,629)
1UX026	CE State PAU		328,117		4,505,600	(4,661,010)	(936,240)		(49,527)	(4,856,118)	(5,669,178)
1UX028	CE County PAU				3,017,447	(1,689,907)	(50,643)		(277,871)	4,904,379	5,903,405
1UZ000	EOS Educational and General		4,045,395		102,047	(2,106,128)	(2,251,979)	(2,646)	237,323	20,684	44,696
1UZ024	Marine Sciences & Ocean Engineering		218,213		997,653	(704,835)	(512,715)	31,573	262,353	6,610	298,852
1UZ025	Shoals Marine Laboratory	432,462			35,586	(349,073)	(160,313)		(19,745)	65,531	4,448
1UZ030	Center for Coastal & Ocean Mapping	141,940	1,456,694		25,699	(186,904)	(813,901)		(635,025)	28,199	16,702
1WU106	Other Postemployment Bnft (OPEB)					2,148,632				(56,893,835)	(54,745,203)
1Z0ADJ	Agency Funds Year End Adjustment				(465)		1,628			(3,184)	(2,021)
1ZA001	Campus Ministry				1,000		(693)			(121)	186
1ZA002	Phi Beta Kappa Agency Fund						(934)			1,553	619
1ZJ012	NH Coll Pers Assoc									1,217	1,217
TOTAL GENERAL OPERATING & OTHER UNRESTRICTED FUNDS		239,959,607	21,571,818	0	67,002,529	(222,508,744)	(39,565,824)	(7,439,244)	(59,289,226)	(16,615,049)	(16,884,133)

UNIVERSITY OF NEW HAMPSHIRE DURHAM
DETAILED SCHEDULE OF REVENUES, EXPENSES, AND TRANSFERS
FOR THE YEAR ENDED JUNE 30, 2020

Fund	Fund Title	Net Student Tuition	Grant Revenue¹	Auxiliary Revenue	Appropriations & Other Revenue	Employee Compensation	Supplies and Services	Other Expenses	Transfers In/(Out)	Beginning Fund Balance 06/30/2019	Ending Fund Balance 06/30/2020
	<u>INTERNALLY DESIGNATED</u>										
1D0ADJ	UNH Int Desig Adjustments						1,145,873		(1,145,873)	-	-
1DA001	Grad Contract Courses	15,086				(3,827)	(4,449)		9,840	232,084	248,734
1DA005	NEBHE Dissertation Scholar									60,007	60,007
1DA006	NSF Cost of Educ Distribution	(6,312)							33,143	15,717	42,548
1DA008	Spaulding Faculty Fellowship					(22,764)			59,676	67,477	104,389
1DA009	Hortense Sheppard Bequest									19,813	19,813
1DA013	VPAA Discretionary						(4,348)		2,000	65,725	63,377
1DA016	Exchange Programs	2,800			500		(4,075)			15,983	15,208
1DA017	Washington Internship	162,870				(3,159)	(234,597)			84,239	9,353
1DA019	Foreign Study									4,896	4,896
1DA021	Unrest Bequest - Carpenter				10,689	(4,069)	(12,998)			43,448	37,070
1DA026	Faculty Development Award						(13,715)		58,825	82,341	127,451
1DA027	Spaulding/Sidore Lecture Series					(871)	(16,895)		22,500	15,931	20,665
1DA029	Intl Educ Faculty Development						(22,498)		20,000	20,192	17,694
1DA033	Evaluation Expertise									430	430
1DA035	Robert G Wakefield Quasi Endow				1,389					3,333	4,722
1DA039	International Student Programming				3,700		(2,897)			4,883	5,686
1DA040	OISS Photo Services				622					3,636	4,258
1DA041	Dean of Students Discretionary									6,825	6,825
1DA052	CPE Learning Mgt Sys- AT									6,394	6,394
1DA055	Academic Tech Initiative Projects						(9,940)		1,500	264,969	256,529
1DA057	Online Program Support								(7,458)	85,888	78,430
1DA065	Stonyfield Entrepreneurship Inst R					(178)	(6)			192	8
1DA066	Carsey Center Operations	(1,524)			128,875	(113,660)	(11,204)			71,309	73,796
1DA074	NH Listens Facilitator Training				2,600	(4,039)	(2,213)		5,250	899	2,497
1DA076	Cert in Community Dev Fin				200		(11)			96	285
1DA153	SHARPP				1,000		(1,000)			12,025	12,025
1DA154	Faculty Development Initiatives						(3,063)			16,269	13,206
1DA193	Centennial Fund Quasi Payout								933	3,678	4,611
1DA194	Parent's Association Support	(3,000)				(46)	(10,732)		21,000	15,809	23,031
1DA195	Summer Youth Program Fee				19,805	(6,396)	(25)		(1,500)	5,680	17,564
1DA196	Phi Beta Kappa Support						(1,200)		1,200	-	-
1DA401	Program Reviews					(22,276)	(33,861)		97,966	182,528	224,357
1DA422	Elliot - AA Strategic Initiatives								(124,310)	1,281,857	1,157,547
1DA460	VP Instructional						(6,768)			95,399	88,631
1DA463	Teaching Excellence Award									14,205	14,205
1DA480	Honors Discovery Program									25	25
1DA484	Paul & Dorothy T. Hobbs Payout	(2,460)			22,458		(13,824)			22,378	28,552
1DA485	AT Project Development						(20,776)		(21,003)	136,070	94,291
1DA486	Web Solutions Project Development								1,251	164,022	165,273
1DA487	McNair Scholars Program - CS					(122)				-	(122)
1DAAC1	PI Amy Culp								516	-	516
1DAADV	UNH Pre-ADVANCE								(90,447)	103,204	12,757
1DAASP	Advancing Science Program						(1,342)			1,853	511
1DACCG	PI Curt Grimm					(16,821)			1,414	15,408	1
1DACDB	PI Daniel Bromberg								35	-	35
1DACEJ	PI Eleanor Jaffee					(1,054)	(34)		948	140	-
1DACFA	Carsey F&A Shares				2,193	(244,697)	(84,621)		272,515	689,358	634,748
1DACJC	PI Jessica Carson						(1,052)		6,062	2,048	7,058
1DACKJ	PI Kenneth Johnson									354	354
1DACMS	PI Michael Swack								2,878	-	2,878
1DACON	Connect Book Fund									23	23
1DACTE	Counseling Center Case Mngmt.									180,000	180,000

UNIVERSITY OF NEW HAMPSHIRE DURHAM
DETAILED SCHEDULE OF REVENUES, EXPENSES, AND TRANSFERS
FOR THE YEAR ENDED JUNE 30, 2020

Fund	Fund Title	Net Student Tuition	Grant Revenue¹	Auxiliary Revenue	Appropriations & Other Revenue	Employee Compensation	Supplies and Services	Other Expenses	Transfers In/(Out)	Beginning Fund Balance 06/30/2019	Ending Fund Balance 06/30/2020
1DACWM	PI William Maddocks					(2,043)	(12)		1,779	277	1
1DADIS	Disability Serv Student Interpreter						(5,645)			252,991	247,346
1DADJA	PI Jennifer Andrews				(846)		(1,603)			2,449	-
1DADP0	PI Dawna Perez						(1,472)		2,466	2,719	3,713
1DAECI	AA Electronic Campus Initiatives						(20,015)		60,000	85,694	125,679
1DAFAS	Faculty Scholars Program									83,694	83,694
1DAFOR	Unrest Bequest Des - Forest Park								(567)	567	-
1DAFRE	Faculty Research Engagement Academy					(3,625)	(15,679)			366,532	347,228
1DAGNR	NRESS Grad Educ Award									1	1
1DAINX	Inclusive Excellence and Advance IT					(121,284)	(10,594)		54,073	254,585	176,780
1DAKS1	PI Kristin Smith					(7,248)	(1,606)		1,029	7,825	-
1DALCT	Leitzel Center				22,070	(122,028)	(6,497)		113,218	166,315	173,078
1DALDR	Leadership Training									54,861	54,861
1DALJB	PI Jennifer Bourgeault						(343)		4,289	6,129	10,075
1DALMS	Learning Management Systems					(20,397)	(653)			283,172	262,122
1DALRV	Leitzel Ctr - Varner CoRE									2	2
1DALSH	PI Stephen Hale						(164)		925	1,123	1,884
1DAMPA	MPA Prof Assoc Conferences									1,133	1,133
1DANAV	Navitas & Internationalization				671,071	(301,011)	(184,519)		(300,459)	3,008,458	2,893,540
1DANPR	VPAA Provost Transtion Fund									4,470	4,470
1DAOCS	Community Standards				16,350	(829)				66,370	81,891
1DAOSP	Outreach Scholars Program									35,099	35,099
1DAOTP	Outreach Institutional Partnerships									43,678	43,678
1DAPOW	Powwow Fund									36	36
1DARVA	PI Ruth Varner						(40)		1,861	489	2,310
1DASCO	Foreign Scholars in Residence									11,834	11,834
1DASHM	PI Michele Holt-Shannon					(1,196)	(468)		1,791	1,029	1,156
1DASMF	Sustainable Microenterprise Fin. Fd				1,265	(3,619)	(1,509)			3,863	-
1DASPE	Sustainability-SIMAP Program Expens				63,890	(44,141)	(17,393)		11,531	16,097	29,984
1DASPP	Sustainability Gold to Platinum				250	(54,217)	(22,636)	(60,103)	136,607	-	(99)
1DASTR	Student/Enrmt. Services Integration					(16,736)	(11,554)			28,290	-
1DASUS	Sustainability Conferences				58,206	(44,937)	(10,112)			12,976	16,133
1DAT2T	Trash 2 Treasure				21,928	(1,960)	(15,607)		29,552	-	33,913
1DATCO	PI Catherine Overson									632	632
1DATK0	PI Thomas Kelly						(274)			340	66
1DAURC	Undergrad Research Conference									1,634	1,634
1DB007	Farm Residences				62,450	(40,620)	(29,042)	(165)		86,579	79,202
1DB009	TSAS Greenhouse									64,916	64,916
1DB021	Nr Woodlands Program					(91,198)	(26,568)		121,182	-	3,416
1DB027	Diagnostic Services-insects				790		(896)			2,599	2,493
1DB033	Ts Equine Events						(21)			4,526	4,505
1DB037	Project Smart					(3,252)	(136)			4,350	962
1DB039	Career Mobility - med Tech									2,458	2,458
1DB043	Water Quality Analysis Lab				18,300	(34,666)	(12,686)		(1,190)	95,962	65,720
1DB045	Therapeutic Riding Program				6,305	(4,586)	(3,667)			6,315	4,367
1DB046	Animal Control/Humane Academy	(1,000)								3,597	2,597
1DB048	NH Veterinary Diagnostic Laboratory				979,463	(811,554)	(264,642)			199,321	102,588
1DB050	Jones Sample Analysis				19,370	(12,777)	(5,051)			35,008	36,550
1DB051	Cream Program				1,405					5,029	6,434
1DB052	Seagrass Lab						(2,552)			5,620	3,068
1DB053	Information Technology Award									829	829
1DB058	Hubbard Genomics Center						(1,926)			65,882	63,956
1DB059	NREN Organizations & Events									1,366	1,366
1DB060	COLSA Contingency									2,180	2,180
1DB062	Genomics Service Center				129,187	(28,028)	(159,164)		57,889	-	(116)

UNIVERSITY OF NEW HAMPSHIRE DURHAM
DETAILED SCHEDULE OF REVENUES, EXPENSES, AND TRANSFERS
FOR THE YEAR ENDED JUNE 30, 2020

Fund	Fund Title	Net Student Tuition	Grant Revenue¹	Auxiliary Revenue	Appropriations & Other Revenue	Employee Compensation	Supplies and Services	Other Expenses	Transfers In/(Out)	Beginning Fund Balance 06/30/2019	Ending Fund Balance 06/30/2020
1DB065	Center for Freshwater Biology									2,736	2,736
1DB066	Minocha Lab Fund						(694)			4,102	3,408
1DB068	Woodlands Contingency Fund				13,735	(1,086)	(4,318)			34,827	43,158
1DB070	Vehicle Replacement - Thompson Sch						260			56,304	56,564
1DB071	Farm Vehicle&Equipment Replacement									716	716
1DB079	ANFS Equipment Replacement									16,999	16,999
1DB080	Nutrition Lab Equip Replacement									1,700	1,700
1DB083	UNH Equestrian Teams				14,863	(282)	(11,603)			4,986	7,964
1DB085	Culinary Arts Program									4,729	4,729
1DB086	Biological Sciences Equipment Fund								2,626	96,218	98,844
1DB087	MCBS Equipment Fund									91,540	91,540
1DB088	Nat Resource & Env Equip Fund									141,570	141,570
1DB090	BIOL Overhead Return Funds									489	489
1DB091	NREN Overhead Return Funds									4,882	4,882
1DB092	MCBS Overhead Return Funds									9,960	9,960
1DB093	TSAS Overhead Return Funds									1,099	1,099
1DB095	McDowell Vehicle Fund						2,040			14,285	16,325
1DB098	Thompson School Equip Replacement									102,540	102,540
1DB100	Dean's Discretionary Fund - COLSA				300		(9,765)			316,304	306,839
1DB102	Women & STEM									211	211
1DB117	Parsons boutwell Fund Quasi Payout					(2,084)	(432)		5,255	47,649	50,388
1DB404	BINAX/REM PROJECTS						(1,049)			1,471	422
1DB421	NHDVL Equipment Fund									543	543
1DB422	Poultry Exp Education Program				420					360	780
1DB425	North American Moose						(1,066)			2,153	1,087
1DB427	Up 2 NIH Program - Culligan									1,092	1,092
1DB429	River Herring - Berlinsky									4,496	4,496
1DB432	PyGCMS Analytical				6,480	(4,034)	(1,899)			72,611	73,158
1DB437	Northeast Center for Vibrio Disease									11,247	11,247
1DB438	Chu Instrumentation Center				3,005	(6,917)	(13,173)			21,314	4,229
1DB440	CoRE PRP 2017-2018 Andrade									52	52
1DB441	CoRE PRP 2017-2018 Asbjornsen						(356)			713	357
1DB444	Brewery Program Services				4,615		(5,316)			3,807	3,106
1DB445	Brown Molecular Analytics				3,273		(1,969)			197	1,501
1DB446	Frey Vehicle Fund						3,623			978	4,601
1DB447	Guerdat Vehicle Fund						(2,236)		2,236	-	-
1DB448	CoRE 2019-20 Poleatewich					(14,273)	(368)		28,646	-	14,005
1DB449	CoRE 2019-20 Plachetzki								15,000	-	15,000
1DB450	Smith Vehicle Fund						214			-	214
1DB451	CoRE 2020-21 Elsawa					(1,095)	(2,984)		30,000	-	25,921
1DB452	Rowe Vehicle Fund						(33)		33	-	-
1DB500	COLSA Faculty Startup	(23,744)				(75,855)	(273)		(537,876)	3,188,152	2,550,404
1DB550	AES Dean's Discretionary						(5,724)		196,380	358,963	549,619
1DB600	STEM Initiatives									26,743	26,743
1DB700	COLSA Equip Replacement & R&R						(15,549)			220,864	205,315
1DBAA1	PI Arturo Andrade					(12,087)	(15,498)		13,584	33,445	19,444
1DBAB1	PI Andre Brito					(7,027)	(28,837)		2,920	68,630	35,686
1DBAB2	PI Analena Bruce					(13,809)	(5,960)		100,500	-	80,731
1DBAK0	PI Anita KLEIN									535	535
1DBAK1	PI Adrienne Kovach					(5,642)	(20,272)		10,994	122,304	107,384
1DBAM2	PI Alberto MANALO						(105)			1,718	1,613
1DBAP0	PI Anissa Poleatewick					(11,547)	(19,262)			147,798	116,989
1DBAR1	PI Adriana Romero-Olivares						(17,076)		25,500	-	8,424
1DBAW0	PI Adam Wymore								763	-	763
1DBBB0	PI Brian Barth					(6,994)	(11,407)		1,321	21,331	4,251

UNIVERSITY OF NEW HAMPSHIRE DURHAM
DETAILED SCHEDULE OF REVENUES, EXPENSES, AND TRANSFERS
FOR THE YEAR ENDED JUNE 30, 2020

Fund	Fund Title	Net Student Tuition	Grant Revenue¹	Auxiliary Revenue	Appropriations & Other Revenue	Employee Compensation	Supplies and Services	Other Expenses	Transfers In/(Out)	Beginning Fund Balance 06/30/2019	Ending Fund Balance 06/30/2020
1DBBB1	PI Bonnie Brown					(35,122)	(17,340)			289,467	237,005
1DBCA0	PI Catherine Ashcraft					(14,949)	(582)		2,287	32,974	19,730
1DBCA1	PI Cheryl Andam					(48,195)	(74,084)			185,141	62,862
1DBCH0	PI Carrie Hall					(6,079)	(14,538)		31	32,991	12,405
1DBCN0	PI Christopher NEEFUS						(5,922)		7,258	10,475	11,811
1DBCW2	PI Cheryl Whistler					(5,937)	(974)		4,313	12,574	9,976
1DBDB1	PI David BURDICK						(1,153)		2,390	6,769	8,006
1DBDB2	PI David Berlinsky						(356)		1,316	1,238	2,198
1DBDC0	PI Don CHANDLER									572	572
1DBDH1	PI Daniel Howard						(86)		4	421	339
1DBDM0	PI Dennis MATHEWS						(221)		4,987	-	4,766
1DBDM1	PI David Mortensen									98,151	98,151
1DBDP0	PI David Plachetzki						(1,063)		514	766	217
1DBDW0	PI Don Wojchowski					(17,790)	(22,556)		13,264	164,954	137,872
1DBEF0	PI Elizabeth Fairchild						(973)		2,458	8,192	9,677
1DBEH0	PI Estelle HRABAK						(3,111)			30,118	27,007
1DBEH1	PI Elizabeth Harvey					(3,276)	(126,358)		150,000	-	20,366
1DBFC1	PI Feixia Chu						(1,762)		4,708	767	3,713
1DBFS0	PI Frederick SHORT						(5,473)		8,872	12,821	16,220
1DBGM0	PI Gregg Moore						(5,460)		2,029	35,861	32,430
1DBHA0	PI Heide ASBJORNSEN						(4,779)		4,524	255	-
1DBIH0	PI Iago Hale					(11,873)	(3,172)		5,488	85,769	76,212
1DBJA1	PI John Aber					(410)			1,304	7,240	8,134
1DBJB0	PI Jessica BOLKER									23	23
1DBJB3	PI Joanne Burke									7,884	7,884
1DBJE0	PI Jessica Ernakovich					(57,095)	(5,814)			105,644	42,735
1DBJF0	PI Jeffrey T Foster					(3,370)	(874)		7,718	-	3,474
1DBJG0	PI Jeff Garnas						(7,800)		2,904	172,737	167,841
1DBJG1	PI John Gunn									500	500
1DBJH1	PI John Halstead						25		770	4,274	5,069
1DBJH2	PI James HANEY						(13)		(1,490)	1,566	63
1DBJL1	PI J. Brent LOY						(351)		128	713	490
1DBJT0	PI James Taylor									1,179	1,179
1DBKB0	PI Kimberly BABBITT									26,517	26,517
1DBKC1	PI Kevin Culligan								5,994	2,285	8,279
1DBKG0	PI Kelly Giraud									51	51
1DBKL0	PI Katherine Lockwood									20,860	20,860
1DBKV0	PI Krisztina Varga					(10,313)	(16,406)		7,765	98,184	79,230
1DBLH0	PI Larry HARRIS								665	-	665
1DBLM0	PI Lise Mahoney						(956)		2,603	-	1,647
1DBLS0	PI COLSA Dean's Office						(5,025)		16,728	-	11,703
1DBLT0	PI Louis TISA						(1,798)		4,888	14,059	17,149
1DBMA0	PI Melissa Aikens					(5,460)	(4,317)		772	72,625	63,620
1DBMD0	PI Mark DUCEY						(1,639)		7,615	1,860	7,836
1DBML1	PI Marianne LITVAITIS					(1,892)				1,900	8
1DBML2	PI Michael LESSER					(21,943)	(2,607)		19,116	13,319	7,885
1DBML3	PI Marta Lima					(13,642)	(63,583)			188,806	111,581
1DBMM1	PI Matthew MacManes					(3,429)	(81,401)		106,912	168,706	190,788
1DBMS1	PI Muhammad Shahid								500	-	500
1DBNF0	PI Nathan Furey				6,480	(4,558)	(41,315)			223,029	183,636
1DBNW0	PI Nancy Whitehouse						(10,022)		17,222	8,326	15,526
1DBPE0	PI Peter Erickson						(1,353)		1,060	422	129
1DBPP0	PI Peter PEKINS					(5,369)	(250)		2,150	5,025	1,556
1DBPT0	PI Paul TSANG						(827)			11,428	10,601
1DBRC0	PI Richard COTE					(3,302)	(4,169)		14,552	26,272	33,353

UNIVERSITY OF NEW HAMPSHIRE DURHAM
DETAILED SCHEDULE OF REVENUES, EXPENSES, AND TRANSFERS
FOR THE YEAR ENDED JUNE 30, 2020

Fund	Fund Title	Net Student Tuition	Grant Revenue¹	Auxiliary Revenue	Appropriations & Other Revenue	Employee Compensation	Supplies and Services	Other Expenses	Transfers In/(Out)	Beginning Fund Balance 06/30/2019	Ending Fund Balance 06/30/2020
1DBRC1	PI Russell CONGALTON						(4,066)		628	12,559	9,121
1DBRD0	PI Ryan Dickson						110		(110)	1	1
1DBRG0	PI Raymond Grizzle						(1,685)		2,923	-	1,238
1DBRR0	PI Robert ROBERTSON									456	456
1DBRR1	PI Ruth Reilly									41	41
1DBRR2	PI Rebecca Rowe					(1,351)	(3,735)		5,637	28,050	28,601
1DBRS0	PI Regina SMICK-ATTISANO									1,665	1,665
1DBRS1	PI Richard SMITH						(5,652)		3,726	3,312	1,386
1DBSA0	PI Shadi Atallah					(323)	(638)		6,240	5,584	10,863
1DBSB0	PI Sherman Bigornia					(24,515)	(44,280)			96,052	27,257
1DBSE0	PI Stephen Eisenhaure								827	79	906
1DBSE1	PI Sherine Elsawa					(4,270)	(25,769)			82,108	52,069
1DBSF0	PI Serita Frey					(9,426)	(4,026)		20,353	22,684	29,585
1DBSG0	PI Stuart GRANDY					(1,019)	(609)		132,295	41,938	172,605
1DBSJ0	PI Stephen JONES	(2,976)					(328)		3,099	6,779	6,574
1DBSM0	PI Subhash MINOCHA				13,500	(800)	(6,859)			547	6,388
1DBSW0	PI Sarah Walker					(21,415)	(51,108)			98,171	25,648
1DBTD0	PI Thomas DAVIS					(2,452)	(2,497)		585	10,027	5,663
1DBTF0	PI Thomas FOXALL									1,445	1,445
1DBTG0	PI Todd Guerdat						(324)		2,035	-	1,711
1DBTH0	PI Theodore HOWARD						(183)			4,462	4,279
1DBTL1	PI Thomas LEE								30	2,123	2,153
1DBVJ0	PI Victoria Jeffers					(58,769)	(15,991)			202,391	127,631
1DBVR0	PI Vernon Reinhold				195		(852)		4,901	16,227	20,471
1DBWM0	PI William MCDOWELL	(10,954)				(26,614)	(13,776)	(88)	16,855	91,249	56,672
1DBWT0	PI W Kelly Thomas					(21,250)	(6,481)		21,048	41,520	34,837
1DBWW0	PI Winsor WATSON					(900)	(4,170)		4,584	3,301	2,815
1DBWW1	PI Will WOLLHEIM					(10,342)	(51)		4,990	24,166	18,763
1DBXC0	PI Xuanmao Chen					(2,667)	(2,733)		5,437	17,157	17,194
1DC007	Project Search				35,250	(33,068)				5,086	7,268
1DC014	Family Violence Research Confe				(100)		(13,341)		12,454	987	-
1DC020	Replication Study On Violence									754	754
1DC021	UNH Survey Center				1,380	(62,324)	76,898		(25,202)	9,218	(30)
1DC028	Spaulding Fund Cultural Events						(7,598)		50,685	37,883	80,970
1DC035	Literacy Lab									22,380	22,380
1DC044	Summer Youth Music School				265,965	(106,704)	(164,746)			9,358	3,873
1DC045	Clark Terry/UNH Festival				380		(1,674)			4,155	2,861
1DC046	Theater Resources for Youth				20,034	(3,800)	(14,779)			3,351	4,806
1DC054	Piano Extension Program				20,703	(16,449)	(270)			16,841	20,825
1DC058	Family Research Lab					(96,226)	(12,140)		145,086	10,022	46,742
1DC063	COLA Non-Cap Small Projects						(21,362)		19,341	12,059	10,038
1DC064	Composition Pgm Royalties Fund					(7,409)	(1,845)		8,876	23,674	23,296
1DC068	The Confucius Institute						(2,692)			4,568	1,876
1DC070	Psychology Research Support Fund									951	951
1DC073	Int'l Conference on Social Stress				1,100		(1,500)			14,210	13,810
1DC075	McConnell Fund						(3,006)			9,467	6,461
1DC078	Future Leaders Institute Camp									3,985	3,985
1DC079	Power Play Interactive Theatre				87,436	(71,970)	(38,918)			59,841	36,389
1DC081	Marching Band Student Programs				188,044		(178,171)			87	9,960
1DC083	Publicly Engaged Humanities Fellows						(1,466)			12,018	10,552
1DC085	COLA Dean's Fund									2,076	2,076
1DC086	Art Camp				19,740	(7,045)	(10,477)			29,416	31,634
1DC087	Writer's Academy				47,110	(26,666)	(13,174)			40	7,310
1DC088	Theatre Camp				36,825	(21,544)	(17,973)			22,445	19,753
1DC089	Music Community Outreach				39,041	(18,271)	(26,843)			9,022	2,949

UNIVERSITY OF NEW HAMPSHIRE DURHAM
DETAILED SCHEDULE OF REVENUES, EXPENSES, AND TRANSFERS
FOR THE YEAR ENDED JUNE 30, 2020

Fund	Fund Title	Net Student Tuition	Grant Revenue¹	Auxiliary Revenue	Appropriations & Other Revenue	Employee Compensation	Supplies and Services	Other Expenses	Transfers In/(Out)	Beginning Fund Balance 06/30/2019	Ending Fund Balance 06/30/2020
1DC090	Bringing in the Bystander								(2,071)	2,071	-
1DC091	Education Initiatives	(4,868)				(8,319)	(5,266)			62,318	43,865
1DC092	UNH CoRE - TIGERS Funding								(2,983)	2,983	-
1DC094	Literacy Center Programs				6,035		616			10,574	17,225
1DC095	NE Council Latin American Studies				6,349	(1,645)	(3,178)			2,609	4,135
1DC099	CoRE 2020-2021 Silva								30,000	-	30,000
1DC184	Alfred&Sallie Lamberton Quasi Payout					(10,840)			8,818	29,501	27,479
1DC201	Alberta Johnson '32 Dance Quasi PO				880	(4,335)	(4,524)		1,434	28,503	21,958
1DC232	Italian Studies Quasi Payout						(5,719)		4,417	18,350	17,048
1DCAC1	PI Andrew Christie									87	87
1DCAC2	PI Andrew Coppens						(300)			4,606	4,306
1DCAH1	PI Aria Halliday									408	408
1DCAL3	PI Alynna Lyon								1,750	-	1,750
1DCAM1	PI Andrew MacPherson								(169)	169	-
1DCAM2	PI Alecia Magnificio									720	720
1DCAS1	PI Andrew Smith								3,219	2,141	5,360
1DCAW1	PI Anna Wainwright						(275)			3,801	3,526
1DCAZ1	PI Ann Zimo						(3,660)			7,127	3,467
1DCBB2	PI Benjamin Cliff Brown						(865)			1,132	267
1DCBG1	PI Brett Gibson						(36)			6,350	6,314
1DCBM1	PI Bruce Mallory					(11,430)	(1,021)		11,328	2,482	1,359
1DCBS1	PI Bethany Silva								13	-	13
1DCCF1	PI Cathy Frierson									504	504
1DCCG2	PI Casey Golomski									273	273
1DCCM5	PI Caitlin Mills					(20,644)	(4)		29,966	10,780	20,098
1DCCO1	PI Christina Ortmeier-Hooper					(6,890)	(3,811)		15,000	394	4,693
1DCCP1	PI Charles Putnam									2,295	2,295
1DCCR1	PI Cesar Rebellon									719	719
1DCCV1	PI Cynthia Van Zandt									131	131
1DCDB2	PI Dennis Britton									1,179	1,179
1DCDF1	PI David Finkelhor						(761)		(4,567)	157,225	151,897
1DCDK2	PI Delia Konzett									1,281	1,281
1DCDP1	PI David Pillemer					(834)	(5,730)		12,000	11,001	16,437
1DCDP2	PI Donna Perkins									330	330
1DCDP3	PI Danielle Pillet-Shore						(1,687)			9,002	7,315
1DCEC1	PI Ellen Cohn						(320)		2,403	3,275	5,358
1DCEC2	PI Elizabeth Carter									495	495
1DCEC3	PI Emily Baer-Bositis									3,488	3,488
1DCECS	Eighteenth Century Studies Journal				30,000	(71,722)	(3,889)		50,000	22,802	27,191
1DCED1	PI Eun Kyeong Cho								667	537	1,204
1DCEH3	PI Eleanor Harrison-Buck						(291)			2,520	2,229
1DCEH4	PI Elyse Hambacher									812	812
1DCER1	PI Emilie Reagan								2,230	1,532	3,762
1DCEVW	Ending Violence/Women on Campus						287		(287)	-	-
1DCEW1	PI Ethel Wolper									17	17
1DCFA1	PI Funso Afolayan									617	617
1DCFDR	COLA Faculty Desktop						(52,477)		50,000	5,459	2,982
1DCFM1	PI Fredrik Meiton						(800)			3,414	2,614
1DCFVT	Fox Valley Technical College				141,328	(53,996)	(87,688)			259	(97)
1DCHF1	PI Harriet Fertik						(1,179)			4,203	3,024
1DCHT1	PI Heather Turner					(7,624)	(2,131)			53,827	44,072
1DCIC1	PI Ileana Chirila									500	500
1DCITL	COLA IT Lab Fund					(4,833)	(42,029)		57,415	90,637	101,190
1DCJB3	PI Jennifer Borda									3,935	3,935
1DCJB4	PI Jennifer Brewer						(362)			3,795	3,433

UNIVERSITY OF NEW HAMPSHIRE DURHAM
DETAILED SCHEDULE OF REVENUES, EXPENSES, AND TRANSFERS
FOR THE YEAR ENDED JUNE 30, 2020

Fund	Fund Title	Net Student Tuition	Grant Revenue¹	Auxiliary Revenue	Appropriations & Other Revenue	Employee Compensation	Supplies and Services	Other Expenses	Transfers In/(Out)	Beginning Fund Balance 06/30/2019	Ending Fund Balance 06/30/2020
1DDAK0	PI Andrew Kun					(3,469)	(979)		136	6,327	2,015
1DDAL0	PI Anyin Li				750	(70,338)	(6,817)		1,152	233,594	158,341
1DDAL1	PI Anne Lightbody						(73)		1,483	55,680	57,090
1DDAW0	PI Alison Watts					(26)	(825)		4,650	1,907	5,706
1DDBC0	PI Barbaros Celikkol									-	-
1DDBF0	PI Barry Fussell						(1,109)			5,491	4,382
1DDBK0	PI Brad Kinsey						(9,180)		9,169	13	2
1DDBM1	PI Bingxian Mu					(10,780)	(242)		172,015	-	160,993
1DDCA0	PI C. Amato-Wierda						(979)		2,500	113	1,634
1DDCB0	PI Christopher Bauer						(687)		977	1,132	1,422
1DDCC0	PI Christine A. Caputo					(32,121)	(14,985)		3,206	83,504	39,604
1DDCC1	PI Craig T. Chapman					(1,232)	(1,946)			117,287	114,109
1DDCEI	Civil Engr. Internally Designated									2,498	2,498
1DDCHI	Chemistry Internally Designated				7,961	(2,646)			2,500	1,084	8,899
1DDCSI	Comp Science Internally Designated									317	317
1DDCW0	PI Colin Ware									305	305
1DDCW1	PI Christopher White						(821)		1,486	13,336	14,001
1DDCW2	PI Chanda Prescod-Weinstein					(26,847)	(11,529)		140,331	158,774	260,729
1DDCZ0	PI Charles Zercher					(2,108)	(3,208)		15,000	34,810	44,494
1DDDB0	PI RD Bergeron					(13,486)				13,744	258
1DDDB1	PI Dale Barkey									68	68
1DDDC0	PI Dennis Chasteen									76	76
1DDDF0	PI David Feldman									300	300
1DDDF2	PI Diane Foster					(3,534)	(8,738)		(30,543)	42,816	1
1DDDG0	PI David Gress									94	94
1DDDH0	PI Donald Hadwin								157	2,543	2,700
1DDDL0	PI David Lashmore					(1,800)	(876)		1,780	1,489	593
1DDDM1	PI Dawn Meredith #2					(260)	(627)		1,868	1,963	2,944
1DDDM3	PI David Mattingly					(1,596)			2,446	40	890
1DDDN0	PI Dmitri Nikshych					(723)	(204)		1,602	1,609	2,284
1DDDS0	PI Don Sundberg									838	838
1DDDX0	PI Dongpeng Xu	(15,813)				(22,221)	(11,823)		75,684	37,286	63,113
1DDEB0	PI Erin Santini Bell	(1,337)				(14,328)	(8,704)		23,840	679	150
1DDEB1	PI Erik Berda						(7,694)		4,819	4,327	1,452
1DDED0	PI Eshan Dave				2,947	(151)	(14,252)		3,964	22,290	14,798
1DDEH0	PI Edward Hinson									464	464
1DDEL0	PI Ernst Linder									1,343	1,343
1DDEL1	PI Elena A. Long					(4,884)	(12,266)		500	155,265	138,615
1DDENV	CEPS Environmental Engineering						(21,994)		48,559	1,561	28,126
1DDES0	PI Edward Song					(5,973)	(27,484)		7,700	89,618	63,861
1DDEV0	PI Elizabeth Varki						(80)			28,093	28,013
1DDFF0	PI Francois V.O. Foucart					(28,375)	(1,165)		2,622	258,086	231,168
1DDFH0	PI FW Hersman					(5,268)	(653)			9,307	3,386
1DDGC0	PI Gregory Chini						(3,287)		2,038	39,272	38,023
1DDGEN	BUDGET ONLY Other ID CEPS									-	-
1DDGL0	PI Gonghu Li					(10,194)	(6,931)		8,708	11,672	3,255
1DDGM0	PI Glenn Miller						(125)			41,588	41,463
1DDGN3	BUDGET ONLY PI F&A CEPS									-	-
1DDGS0	PI Glenn Shwaery						(60)			497	437
1DDGW0	PI Gary Weisman						(1,183)			4,636	3,453
1DDHM0	PI Howard Mayne									1,414	1,414
1DDHV0	PI Harish Vashisth					(3,619)	(4,783)		4,807	58,512	54,917
1DDIK0	PI Ioannis Korkolis									1	1
1DDINT	CEPS Departmental Incentive	(15,554)				(14,628)	(186,770)		443,767	1,441,743	1,668,558
1DDIT0	PI Igor Tsukrov						(267)		2,161	8,453	10,347

UNIVERSITY OF NEW HAMPSHIRE DURHAM
DETAILED SCHEDULE OF REVENUES, EXPENSES, AND TRANSFERS
FOR THE YEAR ENDED JUNE 30, 2020

Fund	Fund Title	Net Student Tuition	Grant Revenue¹	Auxiliary Revenue	Appropriations & Other Revenue	Employee Compensation	Supplies and Services	Other Expenses	Transfers In/(Out)	Beginning Fund Balance 06/30/2019	Ending Fund Balance 06/30/2020
1DDJB0	PI Jean Benoit						(100)			224	124
1DDJB1	PI Julia Bryce						(1,955)		1,787	1,149	981
1DDJC0	PI John Calarco									996	996
1DDJD0	PI John M Davis						(1,241)		1,469	1,613	1,841
1DDJD1	PI Jo Daniel					(32)	(3,157)		4,178	4	993
1DDJG3	PI John F. Gibson								2,323	9,828	12,151
1DDJH0	PI Jochen Heisenberg									6,176	6,176
1DDJH2	PI James Houle						(3,543)		2,944	14,709	14,110
1DDJH3	PI Jeffery Halpern					(8,529)	(1,521)		9,238	59,650	58,838
1DDJH4	PI Jinjin Ha					(4,928)	(1,516)		160,000	-	153,556
1DDJJ3	PI Joel E. Johnson						(165)		58	234	127
1DDJK0	PI James Krzanowski				1,200		(327)			373	1,246
1DDJK1	PI Josphe Klewicki						(6,127)		2,495	4,928	1,296
1DDJL0	PI John Lacourse									43	43
1DDJL1	PI Jo Laird									959	959
1DDJL2	PI Joseph M. Liccardi						(359)		609	7	257
1DDJM2	PI James Malley						(667)		1,359	7,041	7,733
1DDJS0	PI Junhao Shen						(1,596)			12,729	11,133
1DDJT1	PI John Tsavalas						(898)		3,254	1,867	4,223
1DDJW1	PI James Weiner									17	17
1DDJZ1	PI Jiadong Zang					(40,469)	(2,518)		5,210	79,865	42,088
1DDKC0	PI Kent Chamberlin					(600)	(250)			2,402	1,552
1DDKEI	Chemical Engr Internally Designated				3,233		(2,399)			18,526	19,360
1DDKG0	PI Karen Graham									501	501
1DDKG1	PI Kevin Gardner	(2,226)				(484)	(3,972)		12,399	17,794	23,511
1DDKG2	PI Kai Germaschewski						(2,622)			9,325	6,703
1DDKJ0	PI Kyung Jae Jeong						(5,239)		14,181	32,723	41,665
1DDKK0	PI Kyle P. Kwiatkowski	(10,311)				(20,301)	(4,295)		1,458	158,197	124,748
1DDKS3	PI Karl Slifer						(6,905)		10,857	20,276	24,228
1DDKW0	PI Kang Wu						(208)		1,400	3,371	4,563
1DDL2	PI Laura M. Dietz					(29,204)	(2,550)			82,776	51,022
1DDL0	PI Liming Ge									233	233
1DDMAI	Math Internally Designated									10,908	10,908
1DDMB1	PI Margaret Boettcher					(3,590)	(699)		3,001	4,175	2,887
1DDMB2	PI Marc Boudreau					(25,119)	(5,057)			80,763	50,587
1DDMB3	PI Momotaz Begum	(2,674)				(12,683)	(779)		481	35,855	20,200
1DDMC1	PI Michael Carter									82	82
1DDMC2	PI Michael R Collins					(1,797)	(4,915)		6,012	26,285	25,585
1DDMEI	Mech Engr Internally Designated									1,331	1,331
1DDMG1	PI Margaret Greenslade								3	1,416	1,419
1DDMG2	PI Majid Ghayoomi				10,071	(2,641)	(5,125)			14,401	16,706
1DDMH0	PI Maurik Holtrop						4,442			14,407	18,849
1DDMK0	PI Marko Knezevic					(8,886)	(8,633)		10,700	22,523	15,704
1DDMK1	PI Mehmet Kayaalp						(1,182)			246,450	245,268
1DDML2	PI Mark Lyon									341	341
1DDMP0	PI Marek Petrik					(13,141)	(16,750)		4,283	99,673	74,065
1DDMS0	PI Marianna Shubov						(4,569)			7,393	2,824
1DDMT0	PI May-Win Thein					(4,487)			4,549	1,001	1,063
1DDMW0	PI Martin Wosnik	(473)					(1,196)		920	779	30
1DDNG0	PI NIVEDITA GUPTA									1,529	1,529
1DDNK0	PI Nancy Kinner	(6,763)				(3,268)	(10,736)		13,083	15,229	7,545
1DDNK1	PI Nicholas Kirsch						(2,154)		2,760	3,627	4,233
1DDNP1	PI Nikhil Padhye					(26,429)	(22,162)		172,296	115,414	239,119
1DDNY0	PI Nan Yi	(5,348)				(35,092)	(35,239)		2,000	142,771	69,092
1DDOB0	PI Orly Buchbinder						(850)		2,784	7,140	9,074

UNIVERSITY OF NEW HAMPSHIRE DURHAM
DETAILED SCHEDULE OF REVENUES, EXPENSES, AND TRANSFERS
FOR THE YEAR ENDED JUNE 30, 2020

Fund	Fund Title	Net Student Tuition	Grant Revenue¹	Auxiliary Revenue	Appropriations & Other Revenue	Employee Compensation	Supplies and Services	Other Expenses	Transfers In/(Out)	Beginning Fund Balance 06/30/2019	Ending Fund Balance 06/30/2020
1DDOE0	PI Olof Echt						(1,297)			5,132	3,835
1DDPB0	PI Per Berglund						(161)		200	830	869
1DDPH0	PI Phillip Hatcher									101	101
1DDPHI	Physics Internally Designated				160	(101)	(228)			1,102	933
1DDPM0	PI Paula McWilliam									279	279
1DDPM1	PI Paula J. Mouser					(5,928)	(14,541)		(8,397)	57,813	28,947
1DDPS0	PI Patricia Solvignon									55,148	55,148
1DDPV0	PI PT Vasudevan						(2,711)		20,000	88,611	105,900
1DDPY0	PI Se Young (Pablo) Yoon	448				(4,479)	(2,283)		13,463	11,391	18,540
1DDQY0	PI Qiaoyan Yu						(4,888)		3,203	2,328	643
1DDRB0	PI Radim Bartos						(241)		241	2,595	2,595
1DDRC0	PI Raymond Cook									379	379
1DDRC2	PI Russell Carr					(991)	(406)		1,135	1,715	1,453
1DDRC3	PI Rosemary Came									68,825	68,825
1DDRH0	PI Robert Henry						(137)		168	4,754	4,785
1DDRJ0	PI Richard Johnson								2,087	7,704	9,791
1DDRJ1	PI Robert Jerard									1,899	1,899
1DDRK0	PI Richard Kaufmann									3,153	3,153
1DDRM0	PI Richard Messner									187	187
1DDRM1	PI Ricardo Medina									398	398
1DDRP0	PI Roy Planalp					(5,022)	(2,380)		975	12,678	6,251
1DDRR1	PI Robert Russell #2									5,819	5,819
1DDSA1	PI MR Swift	(1,018)					(441)		3,370	36,218	38,129
1DDSF1	PI Shawna Hollen Fischer					(1,457)	(3,262)		3,032	1,688	1
1DDSM0	PI Sharon McCrone						(1,623)		5,000	4,448	7,825
1DDSM1	PI Samuel B. Mukasa						(108)			108	-
1DDSM2	PI Shaad Mahmud					(33,098)	(15,863)		52,400	101,571	105,010
1DDSS1	PI Sheree T. Sharpe						(5,496)			5,992	496
1DDST0	PI Sterling Tomellini						(14)			190	176
1DDSV0	PI Scott Valcourt						(350)			443	93
1DDTB0	PI Thomas Ballestero						(22,183)		4,147	19,036	1,000
1DDTG0	PI Todd Gross						(585)		2,061	6,483	7,959
1DDTM0	PI Tracy L. Mandel					(6,560)	(8,191)		176,398	-	161,647
1DDTS0	PI Tedd Sparr									145	145
1DDVM0	PI Virenda K Mathur									1,398	1,398
1DDWC0	PI William Clyde						(270)			741	471
1DDWJ0	PI Wayne E. Jones, Jr.									298,750	298,750
1DDWM0	PI WT Miller									1,808	1,808
1DDWM2	PI Weiwei Mo	(200)					(495)		9,064	22,434	30,803
1DDWR0	PI Wheeler Ruml						(6,326)			21,217	14,891
1DDWS0	PI William Seitz				4,000	(1,982)	(1,019)			2,574	3,573
1DDXT0	PI Xiaowei Teng					(1,838)	(5,601)		8,688	-	1,249
1DDYK0	PI Young Jo Kim					(39,016)	(11,303)			113,461	63,142
1DDYL1	PI Yaning Li					(3,997)			3,787	210	-
1DE002	Marketing Projects				9,500		(723)		1,000	5,676	15,453
1DE004	Decision Science Entrepreneur Intrn				13,550	(11,463)	(5,792)			4,195	490
1DE005	Post Tenure Fac Development					(3,166)	(3,667)			43,228	36,395
1DE336	Rosenberg Faculty Chair				38,550				(38,550)	30,795	30,795
1DE337	Rosenberg Franchise Center					(31,062)	(6,850)		38,550	39	677
1DE357	Gourmet Dinner				9,560	(163)	(9,398)			7	6
1DE3FP	Executive Programs Liquor									100	100
1DE500	Inquiry Course Program									58,143	58,143
1DE550	Social Venture Innovation Challenge									812	812
1DE600	Up 2 NIH - Reagan Bauhgman									2,860	2,860
1DE700	Venkatachalam Undergrad Resrch Fund									62,563	62,563

UNIVERSITY OF NEW HAMPSHIRE DURHAM
DETAILED SCHEDULE OF REVENUES, EXPENSES, AND TRANSFERS
FOR THE YEAR ENDED JUNE 30, 2020

Fund	Fund Title	Net Student Tuition	Grant Revenue¹	Auxiliary Revenue	Appropriations & Other Revenue	Employee Compensation	Supplies and Services	Other Expenses	Transfers In/(Out)	Beginning Fund Balance 06/30/2019	Ending Fund Balance 06/30/2020
1DE800	PAUL Discretionary Fund									7,713	7,713
1DE900	Associate Dean Support Fund									4,146	4,146
1DEAE2	Andrew Earle - Internal Support									1,020	1,020
1DEAH1	Ali Jojjat - Internal Support					(8,130)				8,130	-
1DEAP1	PI Tuck Pescosolido- Internal Suppo									500	500
1DEAS1	Anupama Sukhu - Internal Support								(8,975)	13,975	5,000
1DEBA1	Billur Akdeniz - Internal Support									122	122
1DEBP1	Bruce Pfeiffer - Internal Support									801	801
1DECB2	Clayton Barrows - Internal Support					(7,263)			7,588	4,080	4,405
1DECG1	PI Christopher Glynn					(15,563)			16,260	8,630	9,327
1DECS1	Christine Shea - Internal Support								2,877	4,608	7,485
1DEDB1	Danielle Brick - Internal Support						(3,844)		4,000	3,954	4,110
1DEDD1	Devkamel Dutta - Internal Support						(2,348)		2,280	5,337	5,269
1DEDI1	Daniel Innis - Internal Support						(6,115)			38,114	31,999
1DEDO1	Deniz Ozabaci - Internal Support					(5,253)	(1,953)			8,753	1,547
1DEDR2	Daniel Remar - Internal Support								1,747	-	1,747
1DEDR3	PI Daniel Remar									1,500	1,500
1DEEG1	PI Liz Gray					(41,057)	(12,014)		15,427	109,702	72,058
1DEES1	PI Eleanne Solorzano									42	42
1DEES2	Evangelos Simos - Internal Support									1,200	1,200
1DEEX1	Emily Xu - Internal Support					(6,335)			4,878	8,994	7,537
1DEEZ1	Ermira Zifla - Internal Support					(12,853)			16,260	8,130	11,537
1DEFW1	Fiona Wilson - Internal Support									6,489	6,489
1DEGY1	Goksel Yalcinkaya- Internal Support						(1,560)		4,000	10,230	12,670
1DEHA1	Hachemi Aliouche - Internal Support									4,836	4,836
1DEHSP	Hospitality Sponsorship Fund				2,542		(2,600)			11,929	11,871
1DEIK1	Inchan Kim - Internal Support					(22,154)			4,000	22,154	4,000
1DEJC1	Chen Jianhong - Internal Support					(12,590)	(1,995)		17,016	6,869	9,300
1DEJG1	Jennifer Griffith- Internal Support					(5,253)			500	11,253	6,500
1DEJH1	PI Ju-Chin Huang									3,594	3,594
1DEJH3	Ju-Chin Huang - Internal Support									6,025	6,025
1DEJH4	John Hasseldine - Internal Support									1	1
1DEJL1	Jun Li - Internal Support									5,067	5,067
1DEJN2	Jonathan Nash - Internal Support					(2,230)			10,878	-	8,648
1DEJS1	PI Jeff Sohl					(2,660)	(85)			61,524	58,779
1DEJS2	Joseph Sabia - Internal Support									10,840	10,840
1DEJW1	Jing Wang - Internal Support									1,125	1,125
1DEKC1	PI Karen Smith Conway									1	1
1DEKC2	Karen Conway - Internal Support					(4,460)			15,756	323	11,619
1DEKG1	Kholekile Gwebu - Internal Support									2,138	2,138
1DELB1	Ludwig Bstieler - Internal Support					(10,639)			11,653	7,934	8,948
1DELB2	PI Ludwig Bstieler									2,377	2,377
1DELG1	Lin Guo - Internal Support									3,253	3,253
1DELR1	Linda Ragland - Internal Support					(9,485)				9,485	-
1DELR2	Loris Rubini - Internal Support								3,574	-	3,574
1DEMG1	Michael Goldberg - Internal Support									1,855	1,855
1DEMG2	PI Michael Goldberg									406	406
1DEMH2	Safayat Hossain - Internal Support					(7,433)			16,260	-	8,827
1DEMK1	Michael Kukenberger-Internal Suppor					(273)				6,000	5,727
1DEMM1	Michael Merenda - Internal Support									1,034	1,034
1DEMM3	Mihail Miletkov - Internal Support					(4,460)			9,756	12,000	17,296
1DEMO2	Matthew O'Hern - Internal Support					(1,799)	(1,171)			3,149	179
1DENN1	Neil Niman - Internal Support					(310)	(1,263)			71,661	70,088
1DEPH1	N Paul Harvey - Internal Support									445	445
1DEPL1	Peter Lane - Internal Support						(3,236)			15,028	11,792

UNIVERSITY OF NEW HAMPSHIRE DURHAM
DETAILED SCHEDULE OF REVENUES, EXPENSES, AND TRANSFERS
FOR THE YEAR ENDED JUNE 30, 2020

Fund	Fund Title	Net Student Tuition	Grant Revenue¹	Auxiliary Revenue	Appropriations & Other Revenue	Employee Compensation	Supplies and Services	Other Expenses	Transfers In/(Out)	Beginning Fund Balance 06/30/2019	Ending Fund Balance 06/30/2020
1DERB1	PI Reagan Baughman									284	284
1DERC1	Rachel Campagna - Internal Support					(5,253)	(3,830)		6,000	11,253	8,170
1DERM2	Robert Mohr -Internal Support									3,614	3,614
1DERW2	PI - Robert Woodward								78	-	78
1DESB1	Stephanie Brockman - Internal Supt					(7,433)			16,260	-	8,827
1DESD1	Shuili Du - Internal Support					(5,253)				12,303	7,050
1DESPK	Spark Program				26,950	(1,084)	(23,548)		(2,403)	85	-
1DETA1	Tevfik Aktekin - Internal Support									16,294	16,294
1DETG1	Thomas Gruen - Internal Support					(2,057)				8,560	6,503
1DEVD1	Vanessa Druskat - Internal Support									307	307
1DEVK1	Valentini Kalargyrou- Internal Supp									1,074	1,074
1DEVS1	PI Viktoriya Staneva					(15,563)			22,260	8,130	14,827
1DEWX1	Wenjuan Xie - Internal Support									6,104	6,104
1DEXC1	Xiao Chen - Internal Support					(12,853)			16,260	8,130	11,537
1DEYC1	Yunshil Cha - Internal Support					(7,433)			16,260	-	8,827
1DEYL1	Yixin Liu - Internal Support									2,017	2,017
1DEZH1	Zhaozhao He - Internal Support					(8,130)				8,130	-
1DF001	Cardiac Rehab				10,098	(8,123)	(398)			10,317	11,894
1DF002	Outdoor Pursuits				8,650		(8,112)			3,872	4,410
1DF004	Scuba Program									115	115
1DF009	Community Testing				220		(90)			12,239	12,369
1DF011	Fireside Program									634	634
1DF012	Sports Studies									204	204
1DF016	Kinesiology Workshop/Conf						(10,317)			100,987	90,670
1DF017	Social Work Workshop/Conf				7,815		(6,423)			41,748	43,140
1DF018	Occupational Therapy Workshop				2,610		(9,384)		5,712	83,478	82,416
1DF019	RMP Workshop/Conference				27,500	(21,940)	(3,088)			119,882	122,354
1DF020	CD Workshop/Conference					(2,166)	(99)			75,453	73,188
1DF021	Nursing Workshop/Conference	(1,155)								91,390	90,235
1DF022	Family Studies Conference/Workshop					(1,153)	(10,740)			81,507	69,614
1DF023	HMP Workshop/Conferences				1,935		(41)			55,645	57,539
1DF025	Fac/Staff fitness						(17,950)		20,000	37,744	39,794
1DF027	IOD Training Workshops						(4,418)		1,365	15,437	12,384
1DF029	Northeast Passage Fee Income				260,100	(417,742)	(85,595)		215,000	42,911	14,674
1DF031	IHPP				20,941	(241,391)	(45,017)		403,632	174,847	313,012
1DF032	Healthy UNH					(129,155)	(53,800)		195,000	490,391	502,436
1DF033	Medicaid Claiming				48,152	(76,218)	(20,062)			51,328	3,200
1DF034	HHS Strategic Initiatives					(45,518)	(9,666)		24,335	244,328	213,479
1DF035	START				2,642,035	(1,755,491)	(908,455)			359,320	337,409
1DF036	Center on Aging & Community Living				8,930		(19,722)			18,177	7,385
1DF037	Center for Inclusive Education				20,560	(16,215)	5,604			2,505	12,454
1DF038	Up 2 NIH - Semra Aytur									2,328	2,328
1DF039	RENEW				756,598	(430,051)	(293,287)			154,583	187,843
1DF040	CSDC Conferences and Workshops									13,898	13,898
1DF041	UP 2 NIH - Erik Swartz								(16)	16	-
1DF042	UP 2 NIH - Kerryellen & Sajay									15,000	15,000
1DF043	Up 2 NIH - JoAnne Malloy									326	326
1DF044	Assistive Technology				14,335		(3,362)			36,518	47,491
1DF046	CACL Center Evaluation									41	41
1DF050	Seacoast Clinic						(773)			3,838	3,065
1DF056	IOD - reserves				(330)	(203,600)	(160,389)	(1,362)	329,823	620,007	584,149
1DF058	CoRE Risk & Resilience					(488)			30,000	-	29,512
1DFAB1	PI Anne Broussard								199	3,375	3,574
1DFAC1	PI Amy Costello						(809)		863	43	97
1DFAH1	PI Andrew Houtenville						(6,352)		7,089	95,237	95,974

UNIVERSITY OF NEW HAMPSHIRE DURHAM
DETAILED SCHEDULE OF REVENUES, EXPENSES, AND TRANSFERS
FOR THE YEAR ENDED JUNE 30, 2020

Fund	Fund Title	Net Student Tuition	Grant Revenue¹	Auxiliary Revenue	Appropriations & Other Revenue	Employee Compensation	Supplies and Services	Other Expenses	Transfers In/(Out)	Beginning Fund Balance 06/30/2019	Ending Fund Balance 06/30/2020
1DFAM2	PI Ann-Marie Matteucci								(395)	395	-
1DFAO1	PI Alyssa O'Brien					(2,846)	(1,220)			12,655	8,589
1DFAR2	PI Amy Ramage						(2,633)			13,764	11,131
1DFAT1	PI Anita Tucker						(1,835)			5,856	4,021
1DFAT2	PI Alexa Trolley-Hanson						(53)		1,351	-	1,298
1DFAW1	PI Allison Wilder						(430)			6,261	5,831
1DFBB1	PI Brent Bell									9,655	9,655
1DFBF2	PI Barbara Frankel								286	745	1,031
1DFBH2	PI Beth Hallett									46	46
1DFBK1	PI BoRin Kim						(2,619)		999	6,672	5,052
1DFBW1	PI Barbara White									74	74
1DFCH2	PI Cindy Hartman						(4,004)			6,797	2,793
1DFCM1	PI Cory Morton					(221)	(2,543)			4,388	1,624
1DFDB1	PI Debra Brucker						(10,059)		9,841	21,135	20,917
1DFDH2	PI Dan Habib								961	-	961
1DFDL1	PI Dain LaRoche						(275)			541	266
1DFDL2	PI David Laflamme						(635)		3,197	12,146	14,708
1DFDR1	PI Donald Robin					(1,388)	(1,005)		1,091	7,274	5,972
1DFEH2	PI Elizabeth Humphreys						(1,519)		2,247	1,986	2,714
1DFES2	PI Erin Sharp						(228)			2,468	2,240
1DFG20	Occ Therapy Student Clinical Reasng								(5,712)	5,712	-
1DFGB1	PI Gretchen Bean									1,317	1,317
1DFGH1	PI Gene Harkless									10,012	10,012
1DFHB1	PI Heather Barber									2,155	2,155
1DFHD1	PI Holly DeBlois								247	510	757
1DFJB2	PI Joan Beasley									1,347	1,347
1DFJB3	PI Jessie Bennett						(125)			7,540	7,415
1DFJC2	PI Joyce Cappiello					(854)	(1,315)			9,062	6,893
1DFJG1	PI Jill Gravink						(1,178)		1,613	4,143	4,578
1DFJL1	PI James Lewis								(147)	147	-
1DFJM1	PI Joanne Malloy						(2,230)		6,639	33,567	37,976
1DFJM2	PI Jerry Marx					(7,912)	(26,331)			41,010	6,767
1DFJO1	PI Jennifer O'Brien									8,686	8,686
1DFJP3	PI Josephine Porter						(11,827)		14,185	96	2,454
1DFJR1	PI Jeanne Ryer						(2,904)		28,895	18,660	44,651
1DFJR2	PI Jennifer Rabalais								1,794	2,206	4,000
1DFJS5	PI Jayson Seaman						(704)			3,562	2,858
1DFJS6	PI Joanne Samuels								(586)	586	-
1DFJT1	PI Tyler Jamison						(43)			210	167
1DFJT2	PI Jill Sherman									502	502
1DFJT3	PI Jill Thorson						(430)			23,888	23,458
1DFKA1	PI Karla Armenti						(2,550)		2,972	5,428	5,850
1DFKB2	PI Kathryne Brewer						(4,354)			6,266	1,912
1DFKC2	PI Karen Collins									12	12
1DFKG2	PI Kathryn Greenslade						(874)			52,072	51,198
1DFKK1	PI Kerry Kazura									142	142
1DFKN2	PI Kerry Nolte					(650)	(9,157)		27,364	4,016	21,573
1DFKP1	PI Kim Phillips						(339)		11,056	10,485	21,202
1DFKV1	PI Kerryellen Vroman								783	8,690	9,473
1DFLB1	PI Linda Bimbo					(11,664)	(374)		15,008	4,545	7,515
1DFLD1	PI Laura Davie					(2,547)	(2,220)		3,144	11,185	9,562
1DFLG1	PI Lou Anne Griswold						(35)			4,770	4,735
1DFLH1	PI Lucy Hodder						(495)		657	393	555
1DFMA2	PI Marcy Ainslie								10,000	-	10,000
1DFMB1	PI Mary Banach									7,088	7,088

UNIVERSITY OF NEW HAMPSHIRE DURHAM
DETAILED SCHEDULE OF REVENUES, EXPENSES, AND TRANSFERS
FOR THE YEAR ENDED JUNE 30, 2020

Fund	Fund Title	Net Student Tuition	Grant Revenue¹	Auxiliary Revenue	Appropriations & Other Revenue	Employee Compensation	Supplies and Services	Other Expenses	Transfers In/(Out)	Beginning Fund Balance 06/30/2019	Ending Fund Balance 06/30/2020
1DFMB2	PI Mark Bonica						(618)			2,852	2,234
1DFMF2	PI Michael Ferguson						(1,700)		(458)	8,509	6,351
1DFMG1	PI Michael Gass						(89)		1,509	697	2,117
1DFMM2	PI Michael McSheehan								(332)	332	-
1DFMS2	PI Mary Schuh								(4,169)	4,169	-
1DFMW1	PI Melissa Wells					(1,520)	(1,421)		331	11,096	8,486
1DFNT2	PI Nikhil Tomar						(425)			9,920	9,495
1DFPA1	PI Peter Antal					(11,653)	(1,590)		8,738	4,626	121
1DFPC1	PI Patti Craig						(290)			13,411	13,121
1DFPD1	PI Pam Dinapoli								52	472	524
1DFPS1	PI Patrick Shannon						(1,498)			26,751	25,253
1DFRB1	PI Robert Barcelona						(146)		671	2,852	3,377
1DFRC1	PI Ronald Croce									11	11
1DFRC2	PI Rosemary Caron						(545)			2,663	2,118
1DFRM1	PI Robert McGrath									437	437
1DFSA1	PI Sajay Arthanat								783	8,464	9,247
1DFSA2	PI Semra Aytur					(7,355)	(456)		22	8,908	1,119
1DFSC1	PI Summer Cook					(2,538)	980			18,461	16,903
1DFSF1	PI Susan Fetzer								(31)	31	-
1DFSL1	PI Susan Lord									1	1
1DFSM2	PI Shelley Mulligan									12	12
1DFSS1	PI Sarah Smith						(956)		500	8,087	7,631
1DFTN1	PI Tarkington Newman						(4,318)		10,000	-	5,682
1DFTP1	PI Tobey Partch-Davies								1,507	253	1,760
1DFTW1	PI Therese Willkomm						(2,540)		4,147	24,359	25,966
1DFVS1	PI Vidya Sundar						(1,035)		3,694	19,782	22,441
1DFWL1	PI Will Lusenhop						(1,260)		1,228	123	91
1DFZS1	PI Zachary Scola						(670)		12,500	-	11,830
1DG008	Presidents Discretionary				275,550	(16,154)	(151,146)		44,127	74,684	227,061
1DG010	University's Greatest Need				455,540				(520,025)	1,948,449	1,883,964
1DG018	Council of Presidents					(4,515)	(145)			110,501	105,841
1DG024	Business Services Equip Replacement				100		292		5,000	31,086	36,478
1DG025	Comm Equity Diversity Equip Replmnt						(1,183)			21,732	20,549
1DG026	UNH Campus Climate Survey						(25,914)		25,914	-	-
1DG027	Human Resources Equipmnt Replacmn						(7,770)			33,818	26,048
1DG028	Central Admin BSC Equipmnt Replacmn						(8,008)		5,000	34,879	31,871
1DG029	Veterans Affair Reporting Fee				7,155					2,344	9,499
1DG3BW	Venture Capital Endowment				10,549					12,522	23,071
1DG403	VPFA Discretionary Fund									1,815	1,815
1DG404	University Advancement				239,049	(8,089,403)	8,674,612		172,014	1,846,177	2,842,449
1DG420	John S. Elliott Trust Escrow				616,146				(300,000)	1,100,456	1,416,602
1DG430	Thompson Trust Escrow				31,887					31,888	63,775
1DG436	Elizabeth Farmer McIninch Fund				1,398					1,372	2,770
1DG437	Edward & Diane Federman Endowment				49,413					5,516	54,929
1DG438	Bequests-Unrestricted to UNH				55,767				567	45,342	101,676
1DG440	Yakovakis Family Fund				3,062					-	3,062
1DG447	UNH Communications Summit						(805)			805	-
1DG448	Advancement Strategic Initiatives									7,848	7,848
1DG449	VPFA Strategic Initiatives						(17,665)		67,178	71,803	121,316
1DG450	Robert Morin Unrest Bequest to UNH				5,238					304,441	309,679
1DG454	NAGPRA					(18,102)	(6,506)		15,000	40,055	30,447
1DGA25	Elliot Diversity Initiatives				793	(3,269)	366			11,544	9,434
1DGA30	McNair Scholars Program	(3,000)			197	(116,155)	(47,946)		166,500	8,299	7,895
1DGA38	NH Statewide Summit									119	119
1DGAFD	Affirmative Action Diversity Fund									203	203

UNIVERSITY OF NEW HAMPSHIRE DURHAM
DETAILED SCHEDULE OF REVENUES, EXPENSES, AND TRANSFERS
FOR THE YEAR ENDED JUNE 30, 2020

Fund	Fund Title	Net Student Tuition	Grant Revenue¹	Auxiliary Revenue	Appropriations & Other Revenue	Employee Compensation	Supplies and Services	Other Expenses	Transfers In/(Out)	Beginning Fund Balance 06/30/2019	Ending Fund Balance 06/30/2020
1DGBSC	121 Tech Dr, Suite 111 - Operating						(1,127)		2,000	1,405	2,278
1DGDM1	PI Deborah McCAnn						(1,146)		4,083	9,563	12,500
1DGMCN	McNair Scholars Program						(586)		1,370	4,552	5,336
1DGMOS	MOSDEF: Men of Strngth Div Educ Fam									109	109
1DGNAL	NALA						(4)			4	-
1DGPD2	Dive and Deliver (CED initiative)						(206)		20,000	-	19,794
1DGQ01	Centennial Fund Quasi Ctr				933				(933)	-	-
1DGQ07	John H. Parsons Fund Quasi Ctr				5,255				(5,255)	-	-
1DGQ08	Alfred & Sallie Lamberton Quasi PO				8,818				(8,818)	-	-
1DGQ09	Alberta Johnson Quasi Payout				1,434				(1,434)	-	-
1DGQ10	Italian Studies Quasi Payout				4,417				(4,417)	-	-
1DGQ11	Harold H Warren Quasi Payout				7,333				(7,333)	-	-
1DGQ13	IOL Scholarship Fund Central Fund				11,447				(11,447)	-	-
1DGUPB	PI-Upward Bound Program						(4,288)		3,612	2,919	2,243
1DJ104	Alabaster Blue				964					1,757	2,721
1DJ114	NH Gentlemen				682		(663)			2,407	2,426
1DJ115	NH Notables				556		(1,143)			1,675	1,088
1DJ116	UNH Mock Trial Club									13	13
1DJ117	Sigma Alpha Lambda									944	944
1DJ118	Model United Nations				508		(370)			2,574	2,712
1DJ119	Robotics Club									60	60
1DJ120	SIGNAL				500					2,594	3,094
1DJ121	NSSLHA				723		(300)			192	615
1DJ122	Maiden Harmony				555		(400)			2,928	3,083
1DJ124	Improv Anonymous									35	35
1DJ126	UNH Italian Club									670	670
1DJ128	Marketing & Advertising Club				2,000		(2,846)			5,046	4,200
1DJ130	Recreation & Policy Management									511	511
1DJ131	ISPE									44	44
1DJ132	UNH Students for Life									402	402
1DJ134	Circle K Club				1,698		(1,716)			1,207	1,189
1DJ135	Sisters in Step				1,235		(1,478)			2,175	1,932
1DJ136	Rotaract Club									697	697
1DJ138	Student Nutrition Association				321		(239)			386	468
1DJ139	UNH College Democrats									231	140
1DJ140	UNH Order of Omega				2,050		(4,463)			13,616	11,203
1DJ141	UNH Cooking Club						(128)			273	145
1DJ142	Electronic Dance Music Community									11	11
1DJ143	Student Organization Social Workers				61		(72)			266	255
1DJ144	UNH for One									247	247
1DJ145	UNH INterfraternity Council				16,665		(17,023)			15,090	14,732
1DJ146	Panhellenic Council				57,576		(65,313)			42,115	34,378
1DJ147	French Club									1,240	1,240
1DJ148	Delta Xi Phi				6,262		(4,196)			12,665	14,731
1DJ149	UNH Wildlife Society				2,145					-	2,145
1DJ150	Ecological Advocates									110	110
1DJ151	Sigma Alpha Sorority				686					4,469	5,155
1DJ152	Assoc of Exercise Science Students				2,660		(610)			2,288	4,338
1DJ155	STAND									205	205
1DJ156	Health Outreach Club									119	119
1DJ157	Recreation Society									440	440
1DJ159	Sigma Phi Epsilon									415	415
1DJ161	Alternative Break Challenge				1,940		(1,250)			700	1,390
1DJ162	Golden Key Int'l Honour Society									1,586	1,586
1DJ163	Dairy Club				617		(992)			2,874	2,499

UNIVERSITY OF NEW HAMPSHIRE DURHAM
DETAILED SCHEDULE OF REVENUES, EXPENSES, AND TRANSFERS
FOR THE YEAR ENDED JUNE 30, 2020

Fund	Fund Title	Net Student Tuition	Grant Revenue¹	Auxiliary Revenue	Appropriations & Other Revenue	Employee Compensation	Supplies and Services	Other Expenses	Transfers In/(Out)	Beginning Fund Balance 06/30/2019	Ending Fund Balance 06/30/2020
1DJ164	Not Too Sharp				624		(1,083)			1,166	707
1DJ166	Hepcats Swing Club				802		(952)			659	509
1DJ168	Freshman Camp									6,182	6,182
1DJ170	Graduate Students of Social Work									20	20
1DJ172	Alpha Delta Phi Society									899	899
1DJ174	Oxfam UNH									173	173
1DJ175	Psychology Club				13		36			41	90
1DJ177	Pre Vet Club				270					127	397
1DJ178	Pre Dental Society				358		(63)			1,011	1,306
1DJ179	Society of Women Engineers									868	868
1DJ181	Hospitality Sales and Marketing									516	516
1DJ182	Student Nursing Organization				9,906		(2,677)			9,715	16,944
1DJ183	Kappa Kappa Psi									2,098	2,098
1DJ184	Alpha Kappa Psi				558					1,815	2,373
1DJ185	Cru UNH									2,987	2,987
1DJ186	Alpha Chi Sigma				487		(487)			519	519
1DJ188	Hillel									2,869	2,869
1DJ189	Amer Society for Microbiology									2,089	2,089
1DJ191	CommUNHiversity									404	404
1DJ193	Business Starters									40	40
1DJ195	Arnold Air Society				(200)		(323)			797	274
1DJ197	Club Managers Assc of America				300		(600)		500	730	930
1DJ198	American Sign Language Club				1,233		(581)			39	691
1DJ199	Pi Kappa Phi									63	63
1DJ200	UNH Slow Food									130	130
1DJ201	Nat'l Society of Black Engineers									372	372
1DJ202	Phi Alpha Honor Society				1,362		(103)			2,950	4,209
1DJ203	Chess Club									192	192
1DJ206	Residence Hall Association				55		(2,383)			4,841	2,513
1DJ208	Assoc of Students United by Music									16	16
1DJ209	Active Minds UNH									2,142	2,142
1DJ211	Best Buddies UNH				137		(228)			91	-
1DJ212	Eta Sigma Delta						(121)		500	2,078	2,457
1DJ213	Off the clef				1,020		(550)			921	1,391
1DJ214	Leadership Program									82	82
1DJ215	Owr Wirdz				74					-	74
1DJ216	Fia-Chait Irish Dance				1,351		(1,112)			466	705
1DJ217	Sigma Alpha epsilon				(711)					5,985	5,274
1DJ218	Comm-entary									380	380
1DJ219	Alpha Phi Omega				18,071		(20,127)			33,857	31,801
1DJ220	Sigma Chi - Upsilon									1,475	1,475
1DJ221	Anime Club						(70)			84	14
1DJ222	Society of Physics Students						351			1,120	1,471
1DJ223	Paranormal Club									183	183
1DJ224	Eta Sigma Phi						(86)			1,178	1,092
1DJ225	Red Cross Club									787	787
1DJ227	Aspiring Hands									111	111
1DJ228	Hospitality Financial and Tech Pros						(240)		500	831	1,091
1DJ229	American Society of Civil Engineers				750		(1,687)			2,016	1,079
1DJ230	Chinese Scholars & Students Assoc.						(343)			2,567	2,224
1DJ232	Indian Subcontinent Students' Assoc				1,237		(1,952)			715	-
1DJ233	Silver Wings-Cunningham Chapter									54	54
1DJ236	UNH Net Impact						(119)			481	362
1DJ239	UNH Yellow Ribbon Club									345	345
1DJ240	Phi Mu Delta						(315)			571	256

UNIVERSITY OF NEW HAMPSHIRE DURHAM
DETAILED SCHEDULE OF REVENUES, EXPENSES, AND TRANSFERS
FOR THE YEAR ENDED JUNE 30, 2020

Fund	Fund Title	Net Student Tuition	Grant Revenue¹	Auxiliary Revenue	Appropriations & Other Revenue	Employee Compensation	Supplies and Services	Other Expenses	Transfers In/(Out)	Beginning Fund Balance 06/30/2019	Ending Fund Balance 06/30/2020
1DJ241	Knitting Club						119			-	119
1DJ242	UNH Hammock Club									39	39
1DJ245	Alpha Epsilon Delta									67	67
1DJ246	Contra UNH									757	757
1DJ247	UNH Birding Club									148	148
1DJ248	UNH Relay for Life						(65)			255	190
1DJ249	UNH VOX (Voices Planned Parenthood)				174					425	599
1DJ250	National Assoc. for Music Education				287		(234)			1,482	1,535
1DJ251	AIChE									10	10
1DJ252	Women in Business				6,220		(285)			6,678	12,613
1DJ253	Sigma Tau Delta				294		(239)			402	457
1DJ254	Kappa Sigma									1,008	1,008
1DJ255	Amnesty International UNH									1,176	1,176
1DJ256	Students for St. Jude				137					3,018	3,155
1DJ258	Vietnamese Student Association				211		(1,244)			2,542	1,509
1DJ259	UNH Cookie Jar									12	12
1DJ260	German Club									27	27
1DJ261	Sandpaper									579	579
1DJ262	Student Occ. Therapy Assoc.				7,392		(6,871)			3,162	3,683
1DJ264	Animal Welfare Alliance				609		(108)			31	532
1DJ266	Teachers of Tomorrow						(27)			37	10
1DJ267	Therapeutic Art Club				240					-	240
1DJ268	Chinese Language Club									5	5
1DJ269	Pi Mu Epsilon				1,499		(1,460)			2,612	2,651
1DJ270	Student Armed Forces Association				500		(815)			2,827	2,512
1DJ271	Theta Chi Zeta Chapter						(144)			178	34
1DJ272	Nat'l Slavic Honor Dobro Slovo									164	164
1DJ273	UNH PCMA									83	83
1DJ274	'Cats Pack Captains				306		(370)			334	270
1DJ278	WildACTs				2,026	(2,602)	2,958			2,664	5,046
1DJ279	Alpha Xi Delta				3,006					-	3,006
1DJ282	Women in Science									226	226
1DJ284	Her Campus				1,481		(100)			1,082	2,463
1DJ285	Friends of Jaclyn				412		(202)			5,691	5,901
1DJ286	Meeple and Cardboard Syndicate				562		(1,439)			877	-
1DJ287	Winter Guard				3,492		(2,195)			1,774	3,071
1DJ288	Craft Crazy									58	58
1DJ289	Eyes Open									50	50
1DJ290	Dance Marathon						(1,266)			1,794	528
1DJ291	Lambda Chi Alpha				58					1,160	1,218
1DJ292	Xi Sigma Pi				247		(872)			1,438	813
1DJ293	Geocaching Club									69	69
1DJ298	Soc. of Asian Scientists& Eng. SASE				500		(691)			197	6
1DJ299	Scriptor									2,500	2,500
1DJ302	Tau Beta Pi									45	45
1DJ303	Alpha Gamma Rho									875	875
1DJ304	Alpha Phi				2,006					2,335	4,341
1DJ305	Chi Omega				4,658					1,063	5,721
1DJ306	Alpha Chi Omega				740					2,267	3,007
1DJ307	Kappa Delta						(2,579)			2,579	-
1DJ308	Tau Kappa Epsilon				335					221	556
1DJ311	Sigma Nu									250	250
1DJ315	Sustainable Fisheries & Aquaculture						(43)			638	595
1DJ316	Bring It!									20	20
1DJ317	Pi Theta Epsilon				524		(114)			655	1,065

UNIVERSITY OF NEW HAMPSHIRE DURHAM
DETAILED SCHEDULE OF REVENUES, EXPENSES, AND TRANSFERS
FOR THE YEAR ENDED JUNE 30, 2020

Fund	Fund Title	Net Student Tuition	Grant Revenue¹	Auxiliary Revenue	Appropriations & Other Revenue	Employee Compensation	Supplies and Services	Other Expenses	Transfers In/(Out)	Beginning Fund Balance 06/30/2019	Ending Fund Balance 06/30/2020
1DJ318	International Student Organization									2,591	2,591
1DJ319	Magic Wheelchair				143		(491)			2,599	2,251
1DJ320	Chinese Student Music Association									26	26
1DJ321	Iranian Association of NH (IAN)						(48)			986	938
1DJ322	Middle Eastern Cultural Association						(222)			1,810	1,588
1DJ323	Phi Sigma Sigma				4					505	509
1DJ324	Anthropology Club									15	15
1DJ325	Veterinary Technician Club									181	181
1DJ326	The UNH WildTones									201	201
1DJ327	Stop the Sigma				6					-	6
1DJ329	League of Legends Club									118	118
1DJ330	igem: Int'l Genetically Eng. Mx Org									1,590	1,590
1DJ331	The Granite Yearbook									31	31
1DJ333	Girl Up UNH				38		(67)			346	317
1DJ334	Extra Terrestrial Navigation Swarm				225					-	225
1DJ335	Autism Speaks U at UNH									10	10
1DJ336	Indonesian Students Association						102			46	148
1DJ337	College Diabetes Network at UNH									278	278
1DJ339	Muslim Student's Association						(500)			5,399	4,899
1DJ342	UNH American Fisheries Student Sub									104	104
1DJ345	UNH Students for Global Health									102	102
1DJ347	American Society of Mechanical Eng				420		(221)			80	279
1DJ348	SPOON UNH									5	5
1DJ349	Trans UNH						(10)			378	368
1DJ350	Phi Sigma				1,013		(919)			1,404	1,498
1DJ351	the UNH HSMAI CLub									27	27
1DJ354	Turning Point USA at UNH				35		(41)			9	3
1DJ355	Nu Rho Psi				1,252		(846)			192	598
1DJ356	The Socratic Society						9			-	9
1DJ358	UNH Gen UN									62	62
1DJ359	Pre Physician Assistant Student									42	42
1DJ360	UNH Russain Club									73	73
1DJ362	Alpha Tau Omega Fraternity									539	539
1DJ363	Am Soc for Biochem & Molecular Bio				11		(99)		88	11	11
1DJ364	Japanese Cultural Club						46			-	46
1DJ366	Caribbean Cats									15	15
1DJ367	Alter Ego Dance Crew									264	264
1DJ370	Sport Careers Club				5,223		(3,741)			39	1,521
1DJ372	UNH Photography Society									5	5
1DJ373	The NH Youth Movement at UNH						(57)			818	761
1DJ374	UNH Film CLub						101			3	104
1DJ379	Neuroscience & Behavior Club									118	118
1DJ380	UNH Marine Technology Society				348		(175)			-	173
1DJ381	UNH Forestry Club									56	56
1DJ382	UNH American Choral Directors									41	41
1DJ383	Chabad Jewish Student Group									490	490
1DJ385	Lab Science Society				40					-	40
1DJ388	SoFA - Society of Future Actuaries				10					-	10
1DJ390	NALA				850		(680)			-	170
1DJ392	Partners for World Health				214					-	214
1DJ393	CHAARG				385		(166)			-	219
1DJ394	UNH Symphony Orchestra				74					-	74
1DJ395	Alpha Sigma Phi				6					-	6
1DJ396	Green Living Club				58					-	58
1DJG01	Women's Lacrosse Club				13,220		(3,853)		600	2,964	12,931

UNIVERSITY OF NEW HAMPSHIRE DURHAM
DETAILED SCHEDULE OF REVENUES, EXPENSES, AND TRANSFERS
FOR THE YEAR ENDED JUNE 30, 2020

Fund	Fund Title	Net Student Tuition	Grant Revenue¹	Auxiliary Revenue	Appropriations & Other Revenue	Employee Compensation	Supplies and Services	Other Expenses	Transfers In/(Out)	Beginning Fund Balance 06/30/2019	Ending Fund Balance 06/30/2020
1DJG02	Men's Golf Club				14,596		(12,527)			112	2,181
1DJG03	Badminton Club									462	462
1DJG04	Cycling Club				870		725			15,181	16,776
1DJG05	Fencing Club				5,206		(3,874)			1,993	3,325
1DJG06	Judo Club				8,008		(2,534)			772	6,246
1DJG07	Shotokan Karate Club						(309)			309	-
1DJG08	Sailing Club				9,233		(4,856)			3,357	7,734
1DJG09	Men's Volleyball Club				3,879		(5,517)		2,580	4,515	5,457
1DJG10	Women's Volleyball Club				5,365		(5,116)		600	1,874	2,723
1DJG11	Woodsmen's Club				15,181		(4,743)			11,841	22,279
1DJG12	Tae Kwan Do Club				505		(222)			2,802	3,085
1DJG13	Men's Crew Club				8,750		(15,841)			15,765	8,674
1DJG14	Men's Rugby Club				4,200		(3,071)			7,016	8,145
1DJG17	Figure Skating Club				18,624		(16,660)			3,745	5,709
1DJG18	Women's Rugby Club				1,905		(1,407)			4,760	5,258
1DJG19	Dance Team Club				28,047		(18,616)		600	3,275	13,306
1DJG20	Men's Lacrosse Club				98,395		(95,219)		800	20	3,996
1DJG22	Ski and Snowboarding Club				29,085	(300)	(18,615)			12,191	22,361
1DJG23	Archery Club				675					2,187	2,862
1DJG24	Wrestling Club				17,325		(11,928)			2,569	7,966
1DJG25	Baseball Club				5,950		(4,199)		4,000	6,696	12,447
1DJG26	Women's Softball Club				2,775		(1,100)			7,873	9,548
1DJG27	Rifle Club				6,525		(1,107)			5,063	10,481
1DJG28	Men's Ice Hockey Club				65,843		(51,650)			19	14,212
1DJG29	Women's Crew Club				14,569		(4,970)			6,380	15,979
1DJG30	Tennis Club				8,007		(6,189)		600	4,595	7,013
1DJG31	Nordic Ski Club				125					1,072	1,197
1DJG32	Climbing Club				6,740		(6,096)		600	6,874	8,118
1DJG33	Men's Ultimate Frisbee Club				2,870		(4,155)		1,800	2,005	2,520
1DJG34	Women's Ultimate Frisbee Club				2,450		(4,000)			2,550	1,000
1DJG35	Rowing Spring Break Trip				23,180		(3,790)			1,094	20,484
1DJG36	Women's Hockey Club				22,331		(17,855)		600	21,010	26,086
1DJG37	Outdoor Equipment				829					4,523	5,352
1DJG38	PAWS Program				2,896	(4,451)	(13,390)			27,678	12,733
1DJGSC	Campus Rec - Sport Clubs				645					-	645
1DJNCA	SAFO non-capital Activity								50,000	-	50,000
1DJRSP	Recreation Special Events									14	14
1DJSAF	UNH Student Activity Fee	777,760			238,182	(203,682)	(641,022)	(10,508)		654,721	815,451
1DK042	IT Shared Services USNH				486,712	(4,136,072)	4,160,242		(517,269)	597,710	591,323
1DK053	Central IT Projects				191,240		(145,584)		75,473	1,643,847	1,764,976
1DK054	TCS System-wide Projects								(628,750)	628,750	-
1DK058	IT Shared Services UNH GSC					(5,724,296)	6,199,397		(490,456)	706,490	691,135
1DL001	Helena M. Milne Endowed Fund				56,181	(27,470)	(4,281)			89,073	113,503
1DL002	Bookstore Inventory Fund				28,293		(28,043)			4,824	5,074
1DL003	Small Workshops									19,299	19,299
1DL004	Bookstore									65,690	65,690
1DLG01	URI Library School Account						(1,727)			16,101	14,374
1DLMUS	Museum Surplus Fund									112	112
1DLPGE	Ralph Page Dance Event				710		(713)			233	230
1DLSPC	Special Collections				5,162		(251)		11,208	10,001	26,120
1DLSTE	Library Strategic Investment								638,724	500,603	1,139,327
1DLVAN	Library Vehicle Replacement								59,355	-	59,355
1DP001	UNH Police Drug Forfeiture						(1,482)			33,342	31,860
1DP002	Federal Drug Forfeiture-DOJ				11,861	(3,946)	(6,722)			3,414	4,607
1DP003	UNH Police Dispatch Equipment Repl						(51,379)		75,000	103,811	127,432

UNIVERSITY OF NEW HAMPSHIRE DURHAM
DETAILED SCHEDULE OF REVENUES, EXPENSES, AND TRANSFERS
FOR THE YEAR ENDED JUNE 30, 2020

Fund	Fund Title	Net Student Tuition	Grant Revenue¹	Auxiliary Revenue	Appropriations & Other Revenue	Employee Compensation	Supplies and Services	Other Expenses	Transfers In/(Out)	Beginning Fund Balance 06/30/2019	Ending Fund Balance 06/30/2020
1DP004	Alternate Care Site				366,965		(286,308)			-	80,657
1DP007	UPD Radio Infrastructure Upgrade						(88,754)		315,640	-	226,886
1DP019	COVID-19 CLIA Testing Lab						(1,241,683)			-	(1,241,683)
1DP020	UNH (USNH) PPE Fund						(752,209)			-	(752,209)
1DP021	COVID-19 Fund						(72,951)			-	(72,951)
1DPEQP	Police Equip & Supply Replacement						(31,841)		75,000	28,523	71,682
1DQTRN	Transportation F&A Revenue								(88,386)	98,364	9,978
1DR001	VP Research Discretionary						(827)		1,000	566	739
1DR002	Indirect Cost Reserve						(10,373)		100,000	110,612	200,239
1DR004	Inventor Royalty Share				1,232,061		(338,106)		(732,006)	58,871	220,820
1DR005	Patent Support Costs				33,425		(21,056)		100,279	107,391	220,039
1DR007	Royalties Receipts									4,280	4,280
1DR034	IOL Scholarship Fund Unit Fund	(11,400)							11,447	19	66
1DR090	Bringing in the Bystander					(17,955)	(375)		33,071	-	14,741
1DR098	uSafeUS				10,500		(851)			-	9,649
1DRCDM	RCC Data Management						(3,448)		3,448	-	-
1DRCEM	CEMS Platform						(92,341)		92,341	-	-
1DRCOR	CoRE Awards	(3,743)				(98,705)	(27,978)		130,281	-	(145)
1DREC1	E-Center Internally Designated Fund								3,825	-	3,825
1DREDG	The Edge @ UNH					(174,173)	(92,414)		300,000	-	33,413
1DREHL	OEHS Legacy HazMat - Spaulding									32,760	32,760
1DREHM	EH&S Emergency Mitigation Fund						(72,309)		74,709	20,634	23,034
1DREHS	Environmental Legal Settlements						(3,681)			3,681	-
1DREPS	PI NH EPSCoR						(3,583)		29,607	28,868	54,892
1DRGEN	BUDGET ONLY Other ID RESEARCH									-	-
1DRIOC	UNH Connectivity Center					(11,368)			11,368	-	-
1DRIOL	PI InterOperability Laboratory					(867)	(2,185)		93,751	1,959,904	2,050,603
1DRIRC	NHIRC Administrative Fees				9,482	(41,983)	(2,685)			72,908	37,722
1DRJN0	PI Jan Nisbet								(28,745)	28,745	-
1DRNIH	Up2NIH Research Development Program						(44,761)		44,761	-	-
1DRNSF	Making Your NSF-Forts Count						(262)			1,532	1,270
1DRPM0	PI Patrick Messer						(1,174)			55,498	54,324
1DRPRC	Prevention Innovation Research Ctr				4,710	(151,918)	(17,957)	(2,352)	222,456	227,560	282,499
1DRROY	SVPR Royalties				116,702	(81,307)	(1,104)		279,486	779,061	1,092,838
1DRRPC	PI ORPC								212	735	947
1DRSCH	Scholars at UNH					(206,446)	(67,051)		273,497	-	-
1DRUSI	UIC Stable Isotope				7,112	(31,545)	(12,144)		30,096	6,083	(398)
1DRVPR	SVPR Strategic Initiatives						(1,856)			7,029	5,173
1DS023	Friends of Skiing									30,319	30,319
1DS051	Friends of Field Hockey								26,656	-	26,656
1DS057	Friends of Women's Volleyball								55,260	-	55,260
1SDDIS	Athletic Dir Discretionary Fnd						(1,010)		5,000	1,982	5,972
1DSHOC	Hockey Discretionary Fund									15,665	15,665
1DSSF1	Production Control Room Expansion									102	102
1DTCIP	Durham Capital Improvement Projects							(577,019)	464,116	994,019	881,116
1DTECD	ECD Designated				968		(436,585)		4,828,620	819,842	5,212,845
1DTFCM	Energy Forward Capacity Mkt				805,562				(738,781)	2,169,206	2,235,987
1DU001	Int Designated Bud-Proj Adjs								598,431	(8,935,509)	(8,337,078)
1DU004	Spaulding Memorial Fund				81,817				(88,935)	23,256	16,138
1DU005	Executive Search Funds						(1,707)		50,000	44,049	92,342
1DU007	Endowment Management Fee				1,076,126				(1,074,694)	4,318	5,750
1DU012	Downtown Durham Dev Consulting						(24,074)		24,074	-	-
1DU231	Class of 1944 Endowed Quasi Payout				1,774					4,006	5,780
1DU321	William Wade Perkins Quasi Payout				5,732					15,801	21,533
1DU322	Genevieve Clark-Internat'l Studies	(20,000)			26,041					85,990	92,031

UNIVERSITY OF NEW HAMPSHIRE DURHAM
DETAILED SCHEDULE OF REVENUES, EXPENSES, AND TRANSFERS
FOR THE YEAR ENDED JUNE 30, 2020

Fund	Fund Title	Net Student Tuition	Grant Revenue¹	Auxiliary Revenue	Appropriations & Other Revenue	Employee Compensation	Supplies and Services	Other Expenses	Transfers In/(Out)	Beginning Fund Balance 06/30/2019	Ending Fund Balance 06/30/2020
1DUARA	UNH Acad & Admn Resource Assessment						(698,966)		698,966	-	-
1DUHIF	UNH Health Initiatives Fund						195,000		(195,000)	2,001	2,001
1DUIFB	UNH IFB Balances								(64,820,086)	-	(64,820,086)
1DUIINV	Inventories- UNH								112,592	1,095,223	1,207,815
1DUPSI	President's Strategic Initiatives								1,184,140	2,698,967	3,883,107
1DUPSS	President Strategic Spaulding								500,000	-	500,000
1DUSTF	UNH Separation Fund					(985,178)			1,040,850	1,452,496	1,508,168
1DWEMD	Enrollment Mgt Discretionary						(406)			1,020	614
1DWFAO	Financial Aid Projects									50,000	50,000
1DWINT	International Initiatives						(96,402)		96,275	16,570	16,443
1DX2AD	Coop Ex Administration				1,129		(2,961)		(5,338)	50,424	43,254
1DX2AQ	Extnesion Fisheries Training						(2,562)			14,194	11,632
1DX2AT	Agriculture Training				750		(449)			817	1,118
1DX2BI	Natural Resources Business Institut				5,525		(4,744)			9,015	9,796
1DX2CC	Community Conservation Prgm									6,248	6,248
1DX2DG	Extension Diagnostic Services				2,548		(1,171)			43,929	45,306
1DX2EG	Greenhouse and Floriculture						(148)			2,329	2,181
1DX2FD	NH 4-H Foundation				2,482	(2,117)	849			2,925	4,139
1DX2FS	Food Safety Program				45,307	(877)	(56,714)			19,218	6,934
1DX2FT	Forestry Training				5,879	(3,225)	(641)			1,249	3,262
1DX2GB	Coastal Research Volunteer Program						(250)			274	24
1DX2HM	Holistic Management Program						(60)			7,347	7,287
1DX2IP	IPM News									3,197	3,197
1DX2LL	Lakes Lay Monitoring Prog				54,476	(26,042)	(23,997)			57,710	62,147
1DX2ME	Marine Education Programs				13,267		(28,130)	(173)		16,489	1,453
1DX2NT	Coop Ext-Nutrition Training						(3,331)			3,420	89
1DX2PB	CE Publication Center				1,977		(1,057)			18,952	19,872
1DX2PC	Peterson Cruise				665		(1,355)			2,497	1,807
1DX2SA	Soil Analysis Information System				34,536	(3,952)	(37,140)			31,633	25,077
1DX2SP	Youth and Family						(170)			469	299
1DX2TA	Military Youth & Family Program									265	265
1DX2XQ	Water Quality Training				928	(14,443)	8,230			17,082	11,797
1DXAE1	PI Alan Eaton						(4,058)			7,994	3,936
1DXAF1	PI Andrew Fast								825	500	1,325
1DXAL1	PI Alyson Eberhardt						(409)		1,829	2,508	3,928
1DXAP1	PI Amy Papineau						(510)			679	169
1DXAS1	PI Amanda Stone								2,169	12,118	14,287
1DXBK1	PI Brian Krug									254	254
1DXBLK	Belknap County						(54)			44,149	44,095
1DXCAN	Agriculture & Natural Res Business				6,013		(2,550)			723	4,186
1DXCC1	PI Charlotte Cross						(1,699)		70	2,756	1,127
1DXCED	Community Development				17,813	(16,918)	(8,881)			13,481	5,495
1DXCEG	Ocean Engineering									302	302
1DXCET	Economic Development						(2,032)			3,029	997
1DXCF1	PI Charles French						(1,033)			10,410	9,377
1DXCM1	PI Carl Majewski								28	54	82
1DXCN1	PI Catherine Neal					(2,336)				2,336	-
1DXCNS	Citizen Science				200		(599)			1,292	893
1DXCRL	Carroll County						(226)			884	658
1DXCS1	PI Cheryl Smith								154	1,666	1,820
1DXCSR	Cheshire County				403		(38)			1,332	1,697
1DXCTR	NH Statewide Rail Trail Plan				8,108	(10,087)	(3,585)		5,338	-	(226)
1DXCV1	PI Catherine Violette									1,091	1,091
1DXCYF	Youth Families & Communities									1	1
1DXDC1	PI Darrel Covell									904	904

UNIVERSITY OF NEW HAMPSHIRE DURHAM
DETAILED SCHEDULE OF REVENUES, EXPENSES, AND TRANSFERS
FOR THE YEAR ENDED JUNE 30, 2020

Fund	Fund Title	Net Student Tuition	Grant Revenue¹	Auxiliary Revenue	Appropriations & Other Revenue	Employee Compensation	Supplies and Services	Other Expenses	Transfers In/(Out)	Beginning Fund Balance 06/30/2019	Ending Fund Balance 06/30/2020
1DXDFB	Double Up Food Bucks				4,794	(2,439)	(1,095)			-	1,260
1DXDL1	PI Deborah Luppold						(15,323)		20,022	56,982	61,681
1DXDVC	AV Farm to School					(1,944)	(227)		3,000	-	829
1DXEC1	PI Erik Chapman						(34)		91	8,277	8,334
1DXEDC	Education Center and Info Line				305		(172)			5,405	5,538
1DXEM1	PI Emma Carcagno									164	164
1DXFA1	PI Fredrick Alleva									1,500	1,500
1DXFAH	Dairy, Livestock and Forage Crops				3,453		(4,192)			2,589	1,850
1DXFAS	4-H Animal Science Programs				16,303	(558)	(13,751)			3,750	5,744
1DXFDP	Food and Ag Programs				12,347	(271)	(10,189)			7,700	9,587
1DXFFS	Food Safety									471	471
1DXFFV	Fruit & Vegetable Crop Production				10,079		(4,776)			6,663	11,966
1DXFJE	NRS & MG Joint Cont Ed Committee				490		(3,908)			3,934	516
1DXFLG	Landscape & Greenhouse Horticulture				13,590		(13,290)			15,569	15,869
1DXFMA	PI Matthew Tarr						(4,833)		4,962	141	270
1DXFMG	NH Master Gardener Alumni Assoc.				4,013		(7,203)			9,414	6,224
1DXFSS	NH 4-H Shooting Sports				8,234		(328)			812	8,718
1DXFTL	4-H Teen Leadership Programs				13,784		(14,880)			2,265	1,169
1DXGB1	PI Gabriela Bradt									2	2
1DXGFT	Grafton County						117			2,847	2,964
1DXGH1	PI George Hamilton						(1,782)		1,822	2,934	2,974
1DXGN3	BUDGET ONLY PI F&A COOP EXT									-	-
1DXHA1	PI Haley Andreozzi						(49)		258	359	568
1DXHB1	PI Heidi Barker								500	3	503
1DXHLB	Hillsborough County					(1,951)	(990)			12,412	9,471
1DXJS1	PI Jeffrey Schloss						(229)		1,178	3,618	4,567
1DXKB1	PI Karen Bennett						(339)		3,086	14,121	16,868
1DXKG1	PI Kate Guerdat								23	-	23
1DXKM1	PI Kelly McAdam								449	247	696
1DXLG1	PI Lara Gengarely						(654)		2,492	428	2,266
1DXMC1	PI Malin Clyde						(2,903)		686	6,089	3,872
1DXMD1	PI Molly Donovan									63	63
1DXME1	PI Mary Tebo									481	481
1DXML1	PI Michal Lunak						(849)		1,687	3,296	4,134
1DXMRK	Merrimack County						(208)			1,661	1,453
1DXMS1	PI Micheal Sciabarrasi						(229)			708	479
1DXMTA	Multi-trophic Aquaculture									1,456	1,456
1DXMW1	PI Mark Wiley									455	455
1DXMY1	PI Michael Young						(1,031)		1,983	46	998
1DXNCN	Communities & Natural Resources				1,400		(3,477)			3,027	950
1DXNFR	Forest Resources				(60)	(1,975)	(2,448)			21,990	17,507
1DXNGM	Nature Groupie Merchandise				5					-	5
1DXNRS	Natural Resources Stewards				6,230	(4,739)	(1,701)			10,163	9,953
1DXNWF	Fisheries and Aquaculture				1,000		(1,349)			3,028	2,679
1DXOS1	PI Olivia Saunders								449	92	541
1DXPC1	PI Julia Peterson					(15,443)	(4,996)		3,086	29,970	12,617
1DXPST	Pesticide Applicator Training				78,361	(22,356)	(36,359)			96,360	116,006
1DXRCK	Rockingham County						(226)			7,656	7,430
1DXRG1	PI Rebecca Sideman								598	3,250	3,848
1DXRM1	PI Rachel Maccini								778	278	1,056
1DXSB1	PI Shane Bradt						(193)			1,186	993
1DXSC1	PI Sharon Cowen									317	317
1DXSH1	PI Shannon Rogers						(339)		701	-	362
1DXSJ1	PI Stephen Judd								78	2,932	3,010
1DXSLV	Sullivan County									843	843

UNIVERSITY OF NEW HAMPSHIRE DURHAM
DETAILED SCHEDULE OF REVENUES, EXPENSES, AND TRANSFERS
FOR THE YEAR ENDED JUNE 30, 2020

Fund	Fund Title	Net Student Tuition	Grant Revenue¹	Auxiliary Revenue	Appropriations & Other Revenue	Employee Compensation	Supplies and Services	Other Expenses	Transfers In/(Out)	Beginning Fund Balance 06/30/2019	Ending Fund Balance 06/30/2020
1DXSR1	PI Steven Roberge								189	500	689
1DXSSP	Saving Special Places				(140)	(8,711)	(2,595)			26,021	14,575
1DXSTF	Strafford County									27	27
1DXSW1	PI Seth Wilner								3,660	6,407	10,067
1DXSWC	Stormwater Center									8,595	8,595
1DXYFH	4-H Youth Development				16,391		(14,772)			996	2,615
1DXYHL	Healthy Living & Nutrition Ed				2,300	(787)	(1,708)		(500)	4,759	4,064
1DXYPL	Child, Youth & Family Resiliency						(2,072)			4,870	2,798
1DXYSL	Science Literacy				325		(1,742)			8,330	6,913
1DXYTP	Afterschool Programs				2,975		(1,266)			7,648	9,357
1DZ037	Shallow Water Survey Conference									15,620	15,620
1DZ360	Marine Program Pier				21,875		(4,156)			88,519	106,238
1DZACB	PI Alexandra Contosta					(343)	(11,130)		6,799	24,215	19,541
1DZACC	Contosta CSAA Award					(4,589)			30,508	-	25,919
1DZACR	CARE Reserve								76,493	-	76,493
1DZAGA	PI Antoinette Galvin					(2,358)	(9,957)		16,658	309,456	313,799
1DZAKA	PI Amy Keesee	(1,617)				(51,236)	(8,249)		140,075	47,014	125,987
1DZAL0	PI Anthony Lyons						(2,166)		10,110	3,143	11,087
1DZAMB	Coastal & Ocean Technology Programs				619		1,494			6,058	8,171
1DZAMC	AMAC Service Center				40,800		(11,559)			141,737	170,978
1DZAPB	PI Alexander Prusevich									3,826	3,826
1DZARC	Geographic Information Systems(GIS)						(300)			9,196	8,896
1DZASB	IPY Outreach									155	155
1DZBC1	PI Brian Calder	(584)					(1,145)		1,005	43,610	42,886
1DZBCA	PI Ben Chandran					(4,606)	(2,537)		11,641	94,251	98,749
1DZBJA	PI Bror Jonsson									1	1
1DZBMA	PI Robert McKibben									14,374	14,374
1DZBRA	PI Barry Rock									4	4
1DZBVA	PI Bernard Vasquez						(165)		1,020	7,680	8,535
1DZCB0	CBASS Recharge									1,451	1,451
1DZCFA	PI Charles Farrugia					(4,684)	(587)		3,661	3,825	2,215
1DZCGA	PI Christopher Glass									1,694	1,694
1DZCHA	PI Chia-Lin Huang						490		523	5,329	6,342
1DZCJB	PI James Clemmons	(1,104)				(11,865)	(9,104)		971	246,178	225,076
1DZCLB	PI Clifford Lopate					(18,044)	(1,381)		24,352	94,562	99,489
1DZCMA	PI Chris Mouikis	(778)					(2,127)		2,650	2,227	1,972
1DZCS2	Dijkstra Advance Eavesdropping CC					(7,277)			29,939	-	22,662
1DZCSA	PI Charles Smith, III					(8,953)	(1,185)		20,089	28,706	38,657
1DZCW0	PI Colin Ware						(1,611)		2,254	17,227	17,870
1DZCWA	PI Cameron Wake					(11,734)	(315)		15,000	185	3,136
1DZCWB	PI Cameron Wake						(27)			59	32
1DZCXA	GIS Lab				3,043	(26,278)	2,785			55,589	35,139
1DZDC0	PI Dale Chayes								9,241	5,445	14,686
1DZDDA	PI David Divins						(800)		2,595	2,437	4,232
1DZDFC	PI DIANE FOSTER					(273)	(6,639)		49,744	-	42,832
1DZDJA	Pi Jia Deng								354	11,343	11,697
1DZDLA	PI Dacheng Lin					(1,862)	(660)		5,051	3,081	5,610
1DZDVA	PI Doug Vandemark					(1,782)	(6,997)		26,488	136,370	154,079
1DZDVB	PI Daniel Verscharen						(1,545)			1,913	368
1DZDWA	PI Joseph Dwyer	(4,147)				(34,166)	(8,764)		70,826	96,939	120,688
1DZECB	PI Erik Chapman						(58)		658	-	600
1DZEHA	PI Erick Hobbie						(157)			1,377	1,220
1DZELA	PI Eric Lund									1,515	1,515
1DZEMA	PI Eberhard Mobius					(7,705)	(277)		4,360	6,833	3,211
1DZEOR	Earth Ocean and Space Return								244,325	1,250,218	1,494,543

UNIVERSITY OF NEW HAMPSHIRE DURHAM
DETAILED SCHEDULE OF REVENUES, EXPENSES, AND TRANSFERS
FOR THE YEAR ENDED JUNE 30, 2020

Fund	Fund Title	Net Student Tuition	Grant Revenue¹	Auxiliary Revenue	Appropriations & Other Revenue	Employee Compensation	Supplies and Services	Other Expenses	Transfers In/(Out)	Beginning Fund Balance 06/30/2019	Ending Fund Balance 06/30/2020
1DZEOS	EOS Projects									50,000	50,000
1DZESR	Earth Systems Research Ctr. Return					(2,753)	(88)		(87,534)	308,445	218,070
1DZFKA	PI Fabian Kislat					(22,787)	(323,048)		44,319	346,962	45,446
1DZFRA	PI Fay Rubin					(51,372)	(8,789)		12,772	88,865	41,476
1DZFRM	EOS Freezer Repair and Maintenance						(48)		300	178	430
1DZFWW	Forest Watch Workshops									59	59
1DZGM0	PI Giuseppe Masetti									887	887
1DZGSR	Gulf Surveyor Rates				15,580	(5,193)	(10,481)			6,513	6,419
1DZHFA	PI Hui Feng						(50)			9,188	9,138
1DZHKA	PI Harold Kucharek	(473)				(1,810)	(3,128)		7,333	10,039	11,961
1DZHMB	PI MEGHAN HOWEY	(306)				(93)			1,726	1,303	2,630
1DZHMC	Howey CSAA Award	(2,191)				(9,727)			30,000	-	18,082
1DZHSA	PI Harlan Spence					(50,409)	(13,103)		52,311	46,351	35,150
1DZJCB	PI James Connell					(12,546)	(2,322)		370	58,786	44,288
1DZJDO	PI Jennifer Dijkstra					(753)	(2,201)		64	5,169	2,279
1DZJDC	PI Jack Dibb					(67,519)	(2,551)		14,281	88,071	32,282
1DZJHC	PI John Hughes Clark						(561)		4,264	1,628	5,331
1DZJJA	PI Jennifer Jacobs						(2,681)		21,386	59,935	78,640
1DZJMA	PI Jennifer Miksis Olds	(3,972)					(6,736)		22,235	19,958	31,485
1DZJMB	Miksis-Olds CORE IWG					(23,976)	(2,886)		100,000	2,417	75,555
1DZJNA	PI Jonathan Niehof								326	126	452
1DZJPA	PI James Pringle						(1,453)		2,135	3,270	3,952
1DZJPD	PI Jonathan Pennock - Sea Grant						(4,632)		3,824	2,365	1,557
1DZJPZ	PI Jean Perez								130	-	130
1DZJRA	PI James Ryan					(115)	(4,859)		4,345	2,857	2,228
1DZJRR	PI Joachim Raeder	(1,617)				(9,463)	(2,226)		13,009	274	(23)
1DZJSA	PI Joseph Salisbury	(1,577)				(26,179)	(13,003)		22,423	97,233	78,897
1DZJSB	PI Joseph Souney						(12)			507	495
1DZJXA	PI Jingfeng Xiao					(10,732)	(506)		9,951	1,287	-
1DZJZA	PI Jichun Zhang									6,124	6,124
1DZKDB	PI Katharine Duderstadt								502	969	1,471
1DZKGA	PI Kai Germaschewski	(493)				(762)	(1,534)		4,227	30,267	31,705
1DZKJ1	PI Kevin Jerram									431	431
1DZKJA	PI KATIE A. JENNINGS									542	542
1DZKZA	PI KAI ZIERVOGEL					(8,236)	(3,252)		17,131	9,221	14,864
1DZLBA	PI Elizabeth Burakowski						(660)		2,572	48,716	50,628
1DZLKA	PI Lynn Kistler	(1,084)				(10,466)	(2,296)		6,425	86,547	79,126
1DZLKC	PI Lynn Kistler ARCS					(57,871)	(3,818)		42,458	19,230	(1)
1DZLM0	PI Larry Mayer					(216)	(79,048)		212,480	1,650,243	1,783,459
1DZLNA	PI Ningyu Liu	(1,557)				(8,364)	(686)		8,478	25,792	23,663
1DZLW0	PI Larry Ward					(2,687)	(508)		3,618	1,033	1,456
1DZMAC	SSC Machine Shop					(221,043)	79,785		141,203	-	(55)
1DZMCA	PI Michael Chambers					(158)	(4,253)		15,383	1,446	12,418
1DZMCB	SUGAR KELP - MICHAEL CHAMBERS				1,553		(295)			29	1,287
1DZMLA	PI Mark Lessard	(2,355)				(4,528)	(5,503)		17,613	30,214	35,441
1DZMLB	PI Martin Lee									3,170	3,170
1DZMMA	PI Mary Martin				3,900	(4,873)	(1,805)		1,890	44,711	43,823
1DZMMB	PI Mark McConnell	(1,577)				(3,431)	(8,502)		8,371	5,648	509
1DZMMC	PI Mark McConnell					(17,152)	(927)		18,141	-	62
1DZMPB	PI Michael Palace					(3,028)	(19,815)		25,400	20,880	23,437
1DZMPC	PI Mark Popecki									1,983	1,983
1DZMRA	PI Michael Routhier					(2,125)			5,000	22,632	25,507
1DZMSA	Marine School Administration				1,805	(18,236)	(12,262)		(7,889)	40,815	4,233
1DZMSB	Small Boat Repair and Replacement				5,576		3,831			13,231	22,638
1DZMSC	Coastal Marine Laboratory						(1,822)			10,561	8,739

UNIVERSITY OF NEW HAMPSHIRE DURHAM
DETAILED SCHEDULE OF REVENUES, EXPENSES, AND TRANSFERS
FOR THE YEAR ENDED JUNE 30, 2020

Fund	Fund Title	Net Student Tuition	Grant Revenue¹	Auxiliary Revenue	Appropriations & Other Revenue	Employee Compensation	Supplies and Services	Other Expenses	Transfers In/(Out)	Beginning Fund Balance 06/30/2019	Ending Fund Balance 06/30/2020
1DZMSD	SMSOE Diving Program				7,600		(8,752)			13,631	12,479
1DZMSE	CARE Education					(3,538)	(488)			43,907	39,881
1DZMSG	Gulf Challenger Operations				46,332	(11,987)	(81,290)			74,933	27,988
1DZMSL	Shoals Marine Lab Director						(408)		1,126	46,838	47,556
1DZMSM	SHOALS MARINE LAB ACTIVITIES				1,300	(2,775)	(8,179)			13,478	3,824
1DZMSV	SMSOE Vehicles				1,175		(1,516)			341	-
1DZMTB	Mark Twickler					(15,458)	(3,009)		9,538	76,573	67,644
1DZMVA	PI Matthew Vadeboncoeur				651	(818)	(183)		1,239	5,428	6,317
1DZNLA	PI Noe Lugaz	(778)				(4,267)	1,334		17,153	20,548	33,990
1DZNSA	PI Nathan Schwadran	(2,395)				(2,402)	(24,130)		55,628	161,785	188,486
1DZOM0	Center for Coastal & Ocean Mapping				8,835	(110,235)	(13,236)		1,008,151	3,668,025	4,561,540
1DZOPR	OPAL Return								8,945	104,991	113,936
1DZPBA	PI Peter Bloser	(2,970)				(20,363)	(5,019)		29,931	2,089	3,668
1DZPCB	Paul Chair Account									28,075	28,075
1DZPIA	PI Phil Isenberg						(66)			5,303	5,237
1DZPJ0	PI Paul Johnson						(1,337)		3,965	3,318	5,946
1DZPQA	PI Pamela Puhl-Quinn									1	1
1DZPRE	PI Rachel Rouillard						(16,154)		9,822	19,716	13,384
1DZRA0	PI Roland Arsenault									148	148
1DZRLA	PI Richard Lammers					(4,176)	(15,193)		21,645	105,287	107,563
1DZRLB	PI Richard Langan									4,462	4,462
1DZRLC	PI Robert Letscher					(14,603)	(4,421)		(72,380)	275,376	183,972
1DZRTB	PI Roy Torbert	(1,557)				(25,061)	(15,824)		77,180	510,718	545,456
1DZRVA	PI Ruth Varner									127	127
1DZRVB	PI Ruth Varner	(3,524)				(3,862)	(24,143)	(307)	24,933	8,849	1,946
1DZRVC	Varner CORE Strengthen									3,254	3,254
1DZRW0	PI Rochelle Wigley					(742)	(14,865)		23,773	33,931	42,097
1DZRWB	PI Reka Winslow					(52)	(3,594)		4,260	4,716	5,330
1DZSAA	PI Stephen Adams						(1,415)			3,008	1,593
1DZSAB	Sea Grant Publication Activity									3,430	3,430
1DZSFA	PI Steve Froking					(2,569)	(2,420)		4,282	100,242	99,535
1DZSKA	PI Shiva Kavosi						(2,128)		2,058	-	(70)
1DZSMS	Shoals Marine Laboratory Store				15,389		(16,795)			8,860	7,454
1DZSOA	PI Scott Olinger					(9,296)	(6,758)		8,926	385,711	378,583
1DZSPC	Paul Chair Salary Offset					(115,958)	(3,715)		119,685	-	12
1DZSPR	Space Science Center Return								(494,454)	1,480,806	986,352
1DZSTM	STEM Initiative									49,303	49,303
1DZSZA	PI Shantar Zuidema						(264)		529	7,751	8,016
1DZTGA	PI Thomas Gregory				7,216	(7,058)	(3,567)		2,529	13,557	12,677
1DZTL1	PI Thomas Lippmann						(2,161)		970	2,639	1,448
1DZTMA	PI Timothy Moore					(344)	(272)		(6,910)	7,526	-
1DZTMB	PI Thomas Milliman						(575)		1,928	2,283	3,636
1DZTVF	Thermal Vac Facility					(1,937)	4,074			1,263	3,400
1DZTW0	PI Thomas Weber					(140)	(4,619)		1,898	4,970	2,109
1DZWKS	CCOM JHS Workshops									1,193	1,193
1DZYR0	PI Yuri Rzhanov						(397)			2,218	1,821
	TOTAL INTERNALLY DESIGNATED	765,532	-	-	15,366,998	(29,557,749)	6,932,369	(652,077)	(49,951,842)	60,165,232	3,068,463
	AUXILIARY										
1A0ADJ	UNH Auxiliary Adjustments				(137,235)		330,195		(192,960)	-	-
1AACCT	Psychological & Counseling Services			2,318,667		(1,695,256)	(698,945)		2,644	1,016,186	943,296
1AAHBP	UNH Student Health Benefit Plan			5,462,028		(43,122)	(4,879,326)		255,633	11,507,172	12,302,385
1AAHSC	UNH Health & Wellness			5,505,285		(3,878,685)	(2,092,420)		24,693	2,381,344	1,940,217
1AARES	Residential life			4,559		(1,824,465)	(294,037)		2,113,943	-	-
1AD002	Environmental Research Grp 2232						(162)			321	159

UNIVERSITY OF NEW HAMPSHIRE DURHAM
DETAILED SCHEDULE OF REVENUES, EXPENSES, AND TRANSFERS
FOR THE YEAR ENDED JUNE 30, 2020

Fund	Fund Title	Net Student Tuition	Grant Revenue¹	Auxiliary Revenue	Appropriations & Other Revenue	Employee Compensation	Supplies and Services	Other Expenses	Transfers In/(Out)	Beginning Fund Balance 06/30/2019	Ending Fund Balance 06/30/2020
1AE265	SBDC Programs			12,320			(8,282)		2,107	28,639	34,784
1AE267	Center For Venture Research			45			(452)			8,714	8,307
1AECFB	Center for Family Business			167,885		(79,077)	(57,162)		26,920	89,770	148,336
1AF001	Action Learning Center			927,917		(874,285)	(206,905)			683,566	530,293
1AJHBP	UNH Student Health Benefit Plan								(216,099)	216,099	-
1AJMUB	UNH Memorial Union			3,980,159	257,125	(1,150,321)	(2,201,069)		(885,606)	497,419	497,707
1AJREC	Campus Recreation			7,240,025	422,412	(2,047,300)	(4,088,304)		(2,086,367)	559,534	-
1AJWHT	Whittemore Center			1,525,352	82,717	(497,310)	(1,304,382)		(351,001)	-	(544,624)
1AKSTR	Computer Store								(6,770)	6,770	-
1AKTEL	Telecommunications			85,050		(2,483,088)	3,797,509		(1,398,543)	580,632	581,560
1ALLNG	Faculty Lounge			29						11,019	11,048
1AQCNF	UNH Conference Center									1,203	1,203
1AQDDM	Discretionary Fund for Business Aff						(421)		656	658	893
1AQHOS	UNH Dining Services			25,559,402	1,610,674	(10,321,863)	(14,758,390)		(2,686,659)	1,995,295	1,398,459
1AQHOU	UNH Housing			40,817,094	2,656,215	(5,351,503)	(25,667,937)		(15,169,371)	5,069,981	2,354,479
1AQMLS	Mail Services			29,144		(292,936)	287,032		(12,400)	56,507	67,347
1AQOBA	Business Affairs			40,890		(1,621,019)	1,543,224		26,540	153,539	143,174
1AQPRN	Printing Services			103,152		(530,360)	256,380		48,338	122,490	-
1AQTRN	Transportation Services			4,209,052	91,684	(2,001,647)	(1,490,030)		(839,224)	960,235	930,070
1ARANM	Animal Care					(30,782)	21,822			33,137	24,177
1ARIOL	InterOperability Laboratory Reserve			198,023		(91,210)	(949,292)	(149,086)	913,434	799,048	720,917
1ARRCC	Research Computing Operating			4,352		(1,031,523)	852,781		9,200	242,508	77,318
1ARUIC	Instrumentation Center			72,327		(54,643)	178		(65,096)	91,669	44,435
1ASATH	UNH Intercollegiate Athletics	(2,012,733)		15,047,027	635,084	(10,030,226)	(5,596,676)		(188,496)	(3,610,144)	(5,756,164)
1AT001	Ecoline			1,249,279	137,235		(1,386,515)			2,070,534	2,070,533
1ATRNT	Facilities Rental Properties			11,462					(11,462)	-	-
1ATTOW	Telecommunication Towers			184,635			(221)		(184,002)	153,244	153,656
1AU001	Auxiliary Bud- Proj Adjs								296,788	(296,788)	-
	TOTAL AUXILIARY	(2,012,733)	-	114,755,160	5,755,911	(45,930,621)	(58,591,807)	(149,086)	(20,573,160)	25,430,301	18,683,965
	<u>RESTRICTED GIFTS & ENDOWMENT INCOME</u>										
1G0ADJ	UNH Restricted Gift Adjustments	243,616			834,515		366,737		(1,444,868)	-	-
1GA005	Grad School Dean Discretionary				12,299		(2,699)		746	16,173	26,519
1GA006	Class of 1954 Endowed Fund				15,736		(13,857)		(300)	41,733	43,312
1GA009	Honors Program Gifts				16,797		(6,795)		282	33,470	43,754
1GA010	Faculty Development Fund				250					8,030	8,280
1GA012	Saul O Sidore Lectures				12,550		(1,059)			22,141	33,632
1GA014	Acad Affairs Discretion Gifts						(37)		(1,000)	1,718	681
1GA015	Visiting Professors Fund									1,392	1,392
1GA016	Arthur K Withcomb Profess				9,255					38,844	48,099
1GA017	Jean Brierly Annual Award				14,007	(2,514)	(7,887)			50,621	54,227
1GA019	1941 Education Enhancement End				11,360		(2,225)			53,149	62,284
1GA021	O'neal Professorship	(651)			12,121	(21,368)	(8,104)			80,579	62,577
1GA023	Parents Assoc Acad Enrichment				3,729		(6,959)			7,392	4,162
1GA024	Class of 40 Professorship				21,482	(325)	(2,877)			105,681	123,961
1GA025	Ray Macdonald Endowed Schol	(25,600)			25,613					6	19
1GA026	James J Brunelli Memorial Fund									1,025	1,025
1GA028	Honors Program/UROP Acct	(11,000)			19,169	(631)	(4,924)			12,268	14,882
1GA029	Charles A. Hopkins Family Fund	(1,850)			1,860					25	35
1GA030	Class of 1944 Professorship				8,224		(2,465)			53,014	58,773
1GA031	Class of 1938 Professorship				8,556	(6,744)	(1,093)			40,163	40,882
1GA033	Send Wildcats Abroad	(1,000)			501					3,420	2,921
1GA035	Internal Research Opportunity									3,137	3,137
1GA036	The Writing Fellows Program									363	363
1GA037	Class of 1959 Fund for Excellence				11,998		(6,346)			557	6,209

UNIVERSITY OF NEW HAMPSHIRE DURHAM
DETAILED SCHEDULE OF REVENUES, EXPENSES, AND TRANSFERS
FOR THE YEAR ENDED JUNE 30, 2020

Fund	Fund Title	Net Student Tuition	Grant Revenue¹	Auxiliary Revenue	Appropriations & Other Revenue	Employee Compensation	Supplies and Services	Other Expenses	Transfers In/(Out)	Beginning Fund Balance 06/30/2019	Ending Fund Balance 06/30/2020
1GA038	Learning Lab Development Fund								(60)	60	-
1GA040	Teaching Excellence									2,877	2,877
1GA041	Yale-Maria Endowed Fund	(2,500)			1,666					14,126	13,292
1GA042	Elizabeth L Knowles UROP/Honors				9,067		(5,787)			1,331	4,611
1GA043	Donald J Wilcox Fellowship Fund				1,988		(1,750)			3,053	3,291
1GA044	Dorothy P Oneil 42 Endowed Fund				1,892					1,892	3,784
1GA045	UNH Parents Assn UROP Endowmen				3,051		(3,250)			306	107
1GA046	Class Of 57 CIE Endowment	(5,500)			2,428					9,801	6,729
1GA048	K.v. Dey Family Fund				7,238	(1,159)	(6,000)			11,917	11,996
1GA049	1949 Fund for Student Support	(19,750)			10,552					9,235	37
1GA050	Gerald & Jane Ellsworth Fund	(7,800)			7,313					4,862	4,375
1GA051	Next Horizon Faculty Support				2,681					34,223	36,904
1GA052	Next Horizon Learning Tools				2,294					-	2,294
1GA053	Next Horizon Academic Programs				2,943					41,083	44,026
1GA054	Tyco Fellowship/Ocean Mapping	(20,930)			51,315	(70,152)	(10,822)			220,384	169,795
1GA057	Mckerley Chair in Health Econ				80,770		(12,755)			136,068	204,083
1GA058	Media Resources Fund								(34)	34	-
1GA059	Orientation									655	655
1GA061	Husch International Scholarship	(5,000)			5,996					8,050	9,046
1GA062	Rogers Family Undergrad Research				12,296		(3,916)			37	8,417
1GA066	Paul International Research				2,402		(3,000)			1,929	1,331
1GA067	Endow for Internat'l Studies	(5,000)			4,870					3,024	2,894
1GA069	1952 Internat'l Research Fund				8,716		1,747			12,703	23,166
1GA070	David Long Memorial Scholarship	(5,150)			5,174					17	41
1GA076	Noonan International Research Fund				27,856		(3,284)			44,222	68,794
1GA079	Robert LeBlanc Memorial Fund	(1,500)			2,037					2,908	3,445
1GA080	Leitzel Center for Math, Sci, & Eng				109,040	(75,041)	(8,049)			171	26,121
1GA081	Rand Undergraduate Research Fund				2,320		(1,500)			606	1,426
1GA084	Hills Memorial Science Scholarship	(22,000)			22,361					15	376
1GA085	Scott Chadwick Memorial Scholarship	(2,000)			1,597					518	115
1GA086	Carl M. Gahan '53 Scholarship Fund	(101,350)			101,377					18	45
1GA087	HCUR (Cogswell) Endowment p/o Fund				27,443		(13,125)			1,035	15,353
1GA089	Beaupre Entrepreneurial Scholarship	(7,785)			7,872					4,056	4,143
1GA091	Jackson Endowed Scholarship Fund	(10,000)			9,629					6,331	5,960
1GA093	Hamel Center for Undergraduate Rese				381,583	(139,405)	(66,607)		(14,823)	31,159	191,907
1GA096	Beyersdorf Fund for Internat'l Rsrc				4,090		884			1,261	6,235
1GA097	1985 & 1986 Leadership Scholarship	(2,700)			2,645					140	85
1GA098	Charles Harvey Hood Maintenance				12,660		(1,004)		11,080	68,716	91,452
1GA100	Health Education Misc Gifts									463	463
1GA101	Wellness & Sustainability				383				259	927	1,569
1GA140	Ann W Hart Fund for Internat'l Stud	(1,500)			1,594		(700)			5,736	5,130
1GA141	Diversity Network Program Gift Fund				25					667	692
1GA142	Atkinson-Woodbury Family Scholarshi	(2,560)			2,566					8	14
1GA143	Shulman Prof - European & Holocaust				4,798					-	4,798
1GA146	Holly Peterson Breeden '73 Scholars	(1,000)			1,342					327	669
1GA147	Danielle M Thompson Memorial Fund	(1,000)			1,192					3,879	4,071
1GA148	The Hamel Scholars Program	(1,127,269)			896,185					515,654	284,570
1GA149	Fund for African Development				623		(2,877)		(623)	2,877	-
1GA150	Gerald & Dorothy Smith ROTC Schol	(1,000)			2,451					1,180	2,631
1GA151	Earl & Ethel Handly Faculty Endowmn				37,863	(21,680)				46,289	62,472
1GA153	Robert & Ann Chase Faculty Fund				5,838		(861)			20,057	25,034
1GA155	UNH Undergraduate Book Fund				260					3,292	3,552
1GA156	Study, Internships, Service Abroad				815					10,565	11,380
1GA157	International Schol. & Support				1,635				280	6,923	8,838
1GA158	Patricia M. Flowers '45 Scholarship				9,215		(7,325)			327	2,217

UNIVERSITY OF NEW HAMPSHIRE DURHAM
DETAILED SCHEDULE OF REVENUES, EXPENSES, AND TRANSFERS
FOR THE YEAR ENDED JUNE 30, 2020

Fund	Fund Title	Net Student Tuition	Grant Revenue¹	Auxiliary Revenue	Appropriations & Other Revenue	Employee Compensation	Supplies and Services	Other Expenses	Transfers In/(Out)	Beginning Fund Balance 06/30/2019	Ending Fund Balance 06/30/2020
1GA160	URC Gift Fund				1,200					1,470	2,670
1GA161	URC Gifts: Parents Grants-Other									8,911	8,911
1GA162	Cole Neurosci -Behavior Fac. Resrch				14,313		(7,257)			13,548	20,604
1GA163	Fish'58 Student Opportunities Schol	(5,000)			2,467					2,578	45
1GA165	Lamprey Prof. in Climate & Sustain				90,000	(39,999)				5,285	55,286
1GA166	Hamel Ctr Undergrad Research Gifts				2,330				305	17,368	20,003
1GA169	Bill & Becky McGee Scholarship	(10,000)			10,990					532	1,522
1GA171	Ken & Laurie Wilson Hospitality Sch									2	2
1GA172	Haas Prof-Sustainable Food Systems				49,081	(44,841)	(3,682)			34,414	34,972
1GA173	NH Farm to School Program				7,900	(39)	(10,691)			20,236	17,406
1GA174	Class of 1962 Student Enrichment				2,637		(2,027)			740	1,350
1GA175	Varley Hospitality Management Schol									20,003	20,003
1GA176	Kevin Knarr '91 Scholarship Fund	(2,000)			2,095					1,220	1,315
1GA177	George Walker Jaffurs Scholarship				2,659					7,020	9,679
1GA178	Kendall Region - Food Solutions NE				375,000	(186,738)	(67,629)			97,185	217,818
1GA179	UNH Sustainability Institute				12,012	8,234			425	35,021	55,692
1GA181	Carsey School for Public Policy				398,340	(324,524)	(10,887)		(496)	443,765	506,198
1GA184	Sand Dollar - Food Solutions N.E.					(1,171)				21,376	20,205
1GA185	SI Climate Fellows Program				131,460	(117,434)	(461)			58,143	71,708
1GA186	The Laurhammer Family Scholarship	(6,000)			13,975					4,977	12,952
1GA187	Stanley Hamel Traveling Fellowship						(4,000)			4,000	-
1GA188	Merck-Food Solutions New England				110,000	(61,516)	(55,330)			94,473	87,627
1GA189	Emeriti Council Student Initiative				36,900		(29,421)			111,299	118,778
1GA191	Brig Gen Bouchard '77 Scholarship				3,858					2,017	5,875
1GA194	International Programs				1,430					4,284	5,714
1GA197	SHARPP Gifts				4,920	(2,200)	(3,121)			109,184	108,783
1GA198	CarseyFund/Eff.Families&Communities				344,175	(305,023)				537,075	576,227
1GA199	Carsey-Misc. Gift Fund				35,391	(113,100)	(4,086)		338	87,934	6,477
1GA200	Carsey School Summer Fellowship					(2,594)				7,844	5,250
1GA216	Financial Innovations Roundtable				5,000	(6,058)			34	1,024	-
1GA220	Stonyfield Entrepreneurship Inst								(1)	1	-
1GA221	Residential Life Gifts				10,010					31	10,041
1GA226	MACDPP Scholarship-Carsey Institute								(1)	1	-
1GA231	Carsey-Social Enterprise Impact Fnd				50					50	100
1GA242	Carsey - NH Listens Gifts	(1,357)			11,255	(20,240)	(4,574)		499	46,822	32,405
1GA247	Carsey-Sustainable Microfinance &				300		(13,672)			40,044	26,672
1GA248	STEM - Teachers' Collaborative				150		(100)			3,870	3,920
1GA249	MacArthur-Community Health									-	-
1GA251	UNH Analytics Program				350		(500)			962	812
1GA253	Carsey School MPP Scholarship Fund									45,850	45,850
1GA256	Mel Rines '47 Fellowship Fund	(2,355)			4,289					8,516	10,450
1GA257	Office of Community Standards Gifts						(4,911)			6,767	1,856
1GA258	NHCF - F2S - Beacon Community Fund									3,057	3,057
1GA260	NH Food Alliance Challenge				40,900	(45,878)	(20,804)		5	42,385	16,608
1GA261	PAWS				231				6	3,851	4,088
1GA262	The Washington Center Program				215				150	1,369	1,734
1GA264	FITSI									450	450
1GA265	Mid-Course Assessment Process (MAP)									376	376
1GA268	Wildacts Theatre									378	378
1GA269	Career & Prof. Success Initiative				281				149	-	430
1GA270	Wiatrowski-Madsen-Internat'l Serv.				6,315					3,882	10,197
1GA271	Carsey - Vulnerable Family Research									5	5
1GA272	NRESS PhD Program				75				3,000	1,000	4,075
1GA273	Class of 1966 Scholarship Fund	(2,000)			2,678					4,233	4,911
1GA274	Faculty Excellence & Engagement				9,531				50	9,471	19,052

UNIVERSITY OF NEW HAMPSHIRE DURHAM
DETAILED SCHEDULE OF REVENUES, EXPENSES, AND TRANSFERS
FOR THE YEAR ENDED JUNE 30, 2020

Fund	Fund Title	Net Student Tuition	Grant Revenue¹	Auxiliary Revenue	Appropriations & Other Revenue	Employee Compensation	Supplies and Services	Other Expenses	Transfers In/(Out)	Beginning Fund Balance 06/30/2019	Ending Fund Balance 06/30/2020
1GA275	CONNECT Program				300					1,250	1,550
1GA276	Angell - Food Solutions New England				25,000	(4,256)	(45,137)			49,042	24,649
1GA277	Carsey - Savings Group Research					(45)	(7,016)			7,061	-
1GA278	Parents' Council Scholarships				300				(568)	9,205	8,937
1GA279	Parent's Assoc. Student Enrichment				56,713				(75,528)	18,865	50
1GA280	Diversity and Inclusion				1,530		(250)		10	3,448	4,738
1GA281	Class of 1967 Internship Fund				2,781	(1,264)				227	1,744
1GA282	Nordblom Family Fund				4,071					4,026	8,097
1GA283	Eve & Leo Pierce, Jr. Food Systems				10,000	(1,320)				14,327	23,007
1GA284	Maj. Murray Smith '55 USAF Schlrsph				954					1,016	1,970
1GA286	Discovery Program									150	150
1GA287	Victor Benassi Fund				2,853					1,315	4,168
1GA288	ROTC Scholarship Fund	(20,700)			20,000					12,425	11,725
1GA289	Balomenos - Undergraduate Research				1,633					-	1,633
1GA290	Phelan Family Fund				1,438					-	1,438
1GA291	J. Gregg Sanborn Enrichment Fund				(200)				18,142	19,099	37,041
1GA292	Garfield-Food Solutions New England					(17,690)	(21,807)			39,508	11
1GA293	Inn Between	(1,000)			18,873		(600)		370	2,010	19,653
1GA294	Changemaker Collaborative				108,438	(109,063)	(36,146)		195,489	52,328	211,046
1GA295	Center for Academic Resources				118				58	180	356
1GA296	Graduate Student Senate						(317)			712	395
1GA297	Carsey-Leadership Learning Exchange					(12,903)	(1,613)			14,516	-
1GA299	NHFA- Granite State Food Security				20,000	(8,740)	(1,094)			-	10,166
1GA300	CSIE - Net Impact								3,600	-	3,600
1GA302	UNH Military & Veteran Services				1,030					-	1,030
1GA304	Donovan Family TRIO Scholarship				10,000					-	10,000
1GA305	Beauregard Center General Fund				123					-	123
1GA306	Student Emergency Assistance Fund	(243,616)			190,242				53,374	-	-
1GA307	3 Minute Thesis Competition				5,000		(2,700)			-	2,300
1GA308	Center for Impact Finance				50,000					-	50,000
1GA400	Dane Writing Across the Curriculum				2,764	(1,159)				1,912	3,517
1GA401	Emergency Student Loan Fund									4,067	4,067
1GA402	Johnson '84 & Broderick Family Fund									3,954	3,954
1GA403	Treat Community & Civic Engagement					(34,411)	(1,532)			36,467	524
1GA404	The Hamel Scholars Program Admin				47,168	(37,067)	(4,878)		1,140	48,322	54,685
1GA405	MOS:DEF						(4,273)			4,273	-
1GA406	Meldrum Family Food Systems					(13,225)	(4,890)			29,203	11,088
1GAADV	UACC Misc Gifts									7,409	7,409
1GADSS	Student Access. Services Gift						(2,506)			2,765	259
1GAFSF	Food Solutions New England				907					-	907
1GALEX	Dr Alexander Teaching Exc Fund				32,294	(36,856)				349,003	344,441
1GAROT	Air Force ROTC Booster Club Fund				2,800					671	3,471
1GARTC	ROTC Chapter Fund				4,600		(2,459)		858	7,510	10,509
1GAS27	Kendall - NH Farm to School Program				103,000	(88,527)	(32,853)		(3,000)	81,530	60,150
1GASAN	Smith Sanborn Lecture Series				1,093					25,294	26,387
1GASUS	Office of Sustainable Living Educ				584,720	(504,685)	(47,231)			359,833	392,637
1GAWCT	Writing Center Misc. Gifts									93	93
1GB000	Agricultural Alumni Associatio	(1,500)			1,066					852	418
1GB001	Robert P Ahern Memorial Schola				3,749					915	4,664
1GB002	Edward Cass Adams Fund	(1,500)			1,179					640	319
1GB004	Burnham Homestead Maint	(57,400)			22,871		(12,407)	(560)		114,519	67,023
1GB005	Conant Scholarship Fund				9,006					5,756	14,762
1GB006	David W Drew Memorial Scholars	(5,000)			1,552					6,833	3,385
1GB007	Clyde & Isabelle Eaton Scholar	(2,000)			2,026		(8)			69	87
1GB008	Andrew L Felker Scholarship				558					49	607

UNIVERSITY OF NEW HAMPSHIRE DURHAM
DETAILED SCHEDULE OF REVENUES, EXPENSES, AND TRANSFERS
FOR THE YEAR ENDED JUNE 30, 2020

Fund	Fund Title	Net Student Tuition	Grant Revenue¹	Auxiliary Revenue	Appropriations & Other Revenue	Employee Compensation	Supplies and Services	Other Expenses	Transfers In/(Out)	Beginning Fund Balance 06/30/2019	Ending Fund Balance 06/30/2020
1GB009	Paul Gilman Memorial Scholarsh	(395)			393					2	-
1GB010	Stephen W & Helen H Dyer Schlr	(4,000)			3,787					241	28
1GB011	Kenneth R Fowler Scholarship	(2,000)			2,613					3,281	3,894
1GB012	Hubbard Poultry Fellow As H194				7,067					74,131	81,198
1GB013	Kenneth L Issacs Scholarship	(2,000)			1,352					923	275
1GB014	Norman Hubbard Scholarship				276					54	330
1GB015	Norma Ikawa Scholarship Fund	(625)			1,389					1,447	2,211
1GB016	Thomas W Keller Memorial Schol	(1,000)			1,077					34	111
1GB017	Lord Scholarship				74,000					42,369	184,662
1GB018	Basil H. & Alice V. Johnson En	(2,000)			2,161					200	361
1GB019	Barbara M. Lucier Endowed Memo	(1,000)			1,004					24	28
1GB020	Fred W Menns Scholarship Fund	(1,900)			398					1,513	11
1GB021	Kenneth S Morrow Scholarship				1,250					3,405	4,655
1GB023	Plant Science-ford Scholarship				373					1,207	1,580
1GB024	James A Purington Scholarship				2,224					17,970	20,194
1GB025	Clark L Stevens Scholarship In	(500)			478					430	408
1GB026	Charles A & Florence Weast Sto	(2,000)			5,066					4,928	7,994
1GB027	Loring V Cy Tirrell Scholar	(4,000)			2,469		(98)			2,643	1,014
1GB028	Wachowdon Farm Scholarship	(500)			206					787	493
1GB029	Gunnar B Olsson Endowed Schola	(2,000)			987					1,407	394
1GB030	TJ DAVIS PRIZE	(137)			67					70	-
1GB031	Charles Harvey Hood Prize	(1,650)			1,012					681	43
1GB032	C Hilton Boynton Fund	(2,000)			3,443		(440)			3,357	4,360
1GB033	Albert H Brown Student Loan Fu	(6,000)			8,513					373	2,886
1GB034	Crop Protection Institute Fund				1,137					14,752	15,889
1GB035	Ruth E Farrington Fund	(15,250)			58,277		(16,194)			91,596	118,429
1GB036	Albion Hodggon Memorial Fund				848					4,037	4,885
1GB037	Oliver J Hubbard Fund	(38,000)			35,600	(11,683)	(98,543)		(536)	153,983	40,821
1GB038	industrial Education Fund				88					3,009	3,097
1GB039	Richard A. Andrews Memorial Aw	(500)			209					1,252	961
1GB040	R B Johnston Forestry Memorial	(1,500)			1,071					3,029	2,600
1GB041	Lilac Endowment Fund				1,038					11,135	12,173
1GB044	Daniel M Heath Memorial Schola	(450)			458					36	44
1GB046	George M Moore Scholarship	(500)			483					2,503	2,486
1GB047	NE Farm & Garden Scholarship	(5,500)			4,807					868	175
1GB048	Dinty Moore Memorial Fund	(1,000)			1,258					3,133	3,391
1GB049	New London Garden Club Scholar	(750)								750	-
1GB050	Lawrence W Slanetz Scholarship				2,328		(1,000)			2	1,330
1GB055	Rollins Fund in Microbiology				4,820		(2,498)			22,801	25,123
1GB056	TSAS Ben Thompson Student Fund	(10,773)			1,940				1,121	24,568	16,856
1GB058	College of Life Sciences & Ag.	(18,501)			44,005	(10,480)	(12,483)		2,868	90,333	95,742
1GB059	Natural Resources Gift Account	(4,375)			5,958				48	9,299	10,930
1GB064	S W Cole Enwd Schol Fund	(21,000)			21,062					80	142
1GB066	Dunlop, William R				7,986	(2,065)	(8,162)			6,221	3,980
1GB068	L W Hawkensen Forestry Sc	(1,000)			892					915	807
1GB069	Hubbard Family Endw Chair	(34,498)			240,951	(155,546)	(68,109)			115,276	98,074
1GB070	Weeks Family Fund Ls&a				14,157	(16,895)	(3,882)			7,303	683
1GB071	MCBS Research Gifts				595					15,672	16,267
1GB073	Martha & Theodore Frizzell Fnd	(5,400)			5,341					128	69
1GB076	Marty Mitchell Scholar Fund	(1,500)			871					887	258
1GB077	Conrad Award				1,961					13,664	15,625
1GB078	TSAS Alumni Association Fund	(4,995)								4,995	-
1GB081	Forest Tech/Clark Donnelley				4,515					20,708	25,223
1GB083	Eric Wilkes Bell Memorial Award				851					-	851
1GB085	Caroline Wooster Scholarship	(20,750)			27,757					30,116	37,123

UNIVERSITY OF NEW HAMPSHIRE DURHAM
DETAILED SCHEDULE OF REVENUES, EXPENSES, AND TRANSFERS
FOR THE YEAR ENDED JUNE 30, 2020

Fund	Fund Title	Net Student Tuition	Grant Revenue¹	Auxiliary Revenue	Appropriations & Other Revenue	Employee Compensation	Supplies and Services	Other Expenses	Transfers In/(Out)	Beginning Fund Balance 06/30/2019	Ending Fund Balance 06/30/2020
1GB088	TSAS Centennial Fund	(5,000)			6,421		(249)		50	32,574	33,796
1GB089	John E Bachelder Family Scholarship				13,678					44,344	58,022
1GB090	AS O. Hubbard Scholarship Fund	(21,050)			10,181					120,263	109,394
1GB091	DO Elinor Dodge Fund				2,795		(5,000)			22,697	20,492
1GB093	TSAS Horticulture Curr Gifts				65	(1,393)				1,950	622
1GB095	TSAS Ecological Garden					(117)				117	-
1GB096	Keener Scholarship				1,455					4,680	6,135
1GB097	Tuttle Enviromental Horticul	(8,001)			48,032	(10,198)	(8,439)			45,130	66,524
1GB104	Do Blue Seal Feeds Scholarshp									250	250
1GB105	Putnam Memorial Scholarship Fd	(3,500)			3,437				(2)	66	1
1GB107	Colsa Undergrad Scholarships	(8,900)			4,849					9,130	5,079
1GB108	COLSA Graduate Fellowships									1,779	1,779
1GB110	CAMIS Fund						(163)			798	635
1GB111	Microbiology Grad Fellowships				525					2,695	3,220
1GB112	Edward F. Landry Memorial Schol	(3,000)			695					3,578	1,273
1GB113	J Raymond Hepler Endowed Fund				9,524		(6,000)			-	3,524
1GB114	Callahan Family Scholarship	(4,500)			4,045					1,611	1,156
1GB116	Foster Scholarship/COLSA	(1,000)			1,540					596	1,136
1GB118	Avery & Erma Rich Memorial Schol	(2,000)			2,132					4,204	4,336
1GB119	Lou & Lutz Smith Scholarship	(22,500)			23,382					26,118	27,000
1GB120	Grange-Webster Scholarship	(17,250)			4,489					12,861	100
1GB121	Dickie Family Scholarship Fund	(26,250)			31,189					1,931	6,870
1GB122	Oliver Hubbard Biology Endow				127,036	(75,950)			(80,937)	306,512	276,661
1GB123	Herbert Soule Scholarship Fund	(1,000)			1,052					6	58
1GB133	Dr E Elizabeth French Memorial	(1,800)			1,849					24	73
1GB135	Evelyn Jardine Scholarship	(800)			894					76	170
1GB136	Pamela Low Scholarship Fund	(5,400)			6,428					317	1,345
1GB146	Pest Management Gift Fund				100					614	714
1GB149	Fair Winds Farm Equine Sclrshp				2,102					90	2,192
1GB151	Paine Fund for Freshwater Research				5,461	(2,207)	(9)			35,685	38,930
1GB152	Nancy Coutu Memorial Scholarship	(250)			458					156	364
1GB157	College Woods Scholarship Fund	(2,250)			2,249					1,380	1,379
1GB158	Zsigray Academic Enrichment Fund				6,379		(2,684)			28,975	32,670
1GB161	Thomas Fairchild Fund for Animal Sc				2,595		(5,534)			7,101	4,162
1GB163	Brown Cedar Research								(23)	23	-
1GB164	Marietta & Jane Carr Endowed Fund	(5,500)			6,378					467	1,345
1GB168	Dairy Calf Research Gift Fund						(9,694)			9,694	-
1GB170	Young Plant Center Gift Fund					(1,839)				1,839	-
1GB171	Project SMART Gift Fund									1,325	1,325
1GB172	Sawmill Renovation Fund				250					882	1,132
1GB173	COLSA Entrepreneurial Faculty Dev.									4,614	4,614
1GB176	Woodlands Gift Fund				50		(447)			1,427	1,030
1GB178	UNH Organic Dairy Development Fund				25					-	25
1GB179	UNH Seagrass Gift Fund						(84)			1,454	1,370
1GB182	College Woods & UNH Trails				935					1,091	2,026
1GB183	NH Veterinary Diagnostic Lab Gifts				50,225		(45,452)			83,067	87,840
1GB184	Charles Schwab's Dairy Nutr Fund									8,217	8,217
1GB185	Mendum Pond Scholarship Fund									500	500
1GB186	Equine Center Gift Fund				16				342	5,967	6,325
1GB187	Edith & Allen Neff Forestry Schlrsh	(750)			1,488					2,770	3,508
1GB188	James Byer's 1927 Professorship Awr									2,472	2,472
1GB189	Environmental Sciences Program Fund				375					7,075	7,450
1GB191	Wildlife Ecology Gift Fund				580					1,272	1,852
1GB192	George Frick Fellowship-Res Econom	(5,000)			2,608					9,640	7,248
1GB194	Karabelas Faculty Development Fund						(408)			18,349	17,941

UNIVERSITY OF NEW HAMPSHIRE DURHAM
DETAILED SCHEDULE OF REVENUES, EXPENSES, AND TRANSFERS
FOR THE YEAR ENDED JUNE 30, 2020

Fund	Fund Title	Net Student Tuition	Grant Revenue¹	Auxiliary Revenue	Appropriations & Other Revenue	Employee Compensation	Supplies and Services	Other Expenses	Transfers In/(Out)	Beginning Fund Balance 06/30/2019	Ending Fund Balance 06/30/2020
1GB195	Charles E. Warren Memorial Fund				1,331					12,813	14,144
1GB196	Drs Lorus & Margery Milne Scholrshp	(18,500)			19,911					134	1,545
1GB197	Horticulture Gift Fund				300	(1,405)	(45)			7,884	6,734
1GB198	Spider Research Miscellaneous Gifts									1,096	1,096
1GB200	Development of Instr Materials-Biol									4,420	4,420
1GB201	Carberry '82 Fund- Biological Scien				3,396					10,042	13,438
1GB202	Therapeutic Riding Program Gift Fnd				18,122		(21,546)		283	22,379	19,238
1GB203	Dairy Center Gift Fund								5	250	255
1GB204	Equine Studies				2,774		(6,478)		210	13,140	9,646
1GB206	Lamprey River Watershed Project								(34)	34	-
1GB208	Huntington Family Scholarship Fund	(32,000)			11,990					29,682	9,672
1GB209	Thompson Forestry Scholarship	(750)			1,921					4,640	5,811
1GB211	MCBS Gift Fund				1,742					3,928	5,670
1GB212	Lawrence K Smith Natural Res Schol	(1,500)			1,246					6,097	5,843
1GB215	Hubbard Perkins Livestock Education				1,527					11,363	12,890
1GB216	Phelan Family Fund									6,088	6,088
1GB218	Plant Sciences Scholarship Fund				100					750	850
1GB219	Nutrition Scholarship Fund				145					101	246
1GB220	Friblet Marine Research Fund									192	192
1GB222	Cucurbit Breeding Gift Fund						(26)			535	509
1GB223	Maddock Gift Fund								(16)	16	-
1GB224	Gladys Brooks Scholarship Fund	(2,838)			11,328					49	8,539
1GB225	Biomedical Science Scholarship Fund									511	511
1GB226	Shirley & Bob Lake Scholarship	(2,550)			2,511					42	3
1GB227	Lloyd & Edna Heidgerd Endowed Schol	(10,000)			11,635					24,235	25,870
1GB228	David Burdick's '37 Professorship									1,716	1,716
1GB229	David Berlinsky '37 Professorship									195	195
1GB231	Charles F. Marble Scholarship Fund	(53,000)			52,465					1,955	1,420
1GB233	Biological Sciences Gift Fund				2,506	(477)	(748)			22,069	23,350
1GB234	NE Cottontail Conservation Project								(7)	7	-
1GB235	Vet Tech Program				78		(265)		74	203	90
1GB236	Samuel Smith Lectures-Molecular Med									14,414	14,414
1GB237	Anna Catherine Clark Schol - TSAS	(1,050)			1,066					29	45
1GB238	Fred H. Schmidt '52 Scholarship	(3,000)			3,998					6,262	7,260
1GB239	Padi Fndtn-Watson Lobster Research									915	915
1GB240	UNH Bee Lab				100					1,095	1,195
1GB241	COLSA Internships & Career Fund				23,546	(22,213)	(24,182)			121,609	98,760
1GB242	E Fairchild '37 Professorship					(6,259)			10,000	-	3,741
1GB243	Lewis Schol -Sustainabilty Studies	(1,500)			2,890					15,000	16,390
1GB244	UNH Pilot Brewing Program				53					200	253
1GB246	Friends of UNH Equine Cross Country				2,452	(6,656)	(7,612)		30	37,800	26,014
1GB247	EcoQuest				575		(6,840)			7,090	825
1GB248	Fruit Tree Pathology Research									823	823
1GB249	Toxic Aerosols Research						(58)			2,438	2,380
1GB250	Richards Fund for Botanical Studies									150	150
1GB251	Richard George 65 Forestry Research					(7,697)	(2,172)			294,054	284,185
1GB252	Rescue Ponies at UNH Equine Center						(50)		50	-	-
1GB253	Thomas J Giampietro '57 Scholarship				25,000					-	25,000
1GB254	COLSA's SOAR Fund				8,048		(2,100)			-	5,948
1GB255	Agriculture Nutrition & Food Systms				456					-	456
1GB256	O.J. Hubbard Poultry Science Schol.				2,500					-	2,500
1GB259	UNH Dairy Club				1,005					-	1,005
1GB260	Granite State Dev. Scholars-COLSA				31,180					-	31,180
1GB261	AS-Biochemistry & Molecular Biology				15					-	15
1GC001	Dept of the Arts Alumni Schol	(600)			759					9,049	9,208

UNIVERSITY OF NEW HAMPSHIRE DURHAM
DETAILED SCHEDULE OF REVENUES, EXPENSES, AND TRANSFERS
FOR THE YEAR ENDED JUNE 30, 2020

Fund	Fund Title	Net Student Tuition	Grant Revenue¹	Auxiliary Revenue	Appropriations & Other Revenue	Employee Compensation	Supplies and Services	Other Expenses	Transfers In/(Out)	Beginning Fund Balance 06/30/2019	Ending Fund Balance 06/30/2020
1GC002	Sally Pike Edelman Memorial Aw	(100)			114					38	52
1GC003	German Society of Manch. Schol				169					-	169
1GC004	Gunst Fund for the Graduate Hi				983		(1,546)			8,165	7,602
1GC005	Foreign Language Study Abroad	(6,400)			1,021					11,354	5,975
1GC006	Thomas O Marshall Fund	(1,000)			421					9,769	9,190
1GC007	Jean Mattox Memorial Scholarsh	(2,200)			2,169					73	42
1GC008	Richard A Morse Scholarship	(7,500)			7,468					67	35
1GC009	Gary R O'Neal Musical Thea Sch	(2,350)			1,600					796	46
1GC010	Adaline W Paul Scholarship Fun	(1,000)			1,101					37	138
1GC011	Jani Smith Memorial Scholarshi	(1,000)			759					305	64
1GC014	Alice M Mitchell English Acct	(6,000)			3,894					27,493	25,387
1GC015	Excellence in Teaching Scholar	(21,000)			3,128					34,641	16,769
1GC016	Traditional Jazz Programming F				64,538	(2,168)	(38,805)			12,222	35,787
1GC018	Russell C Wheeler Internationa				1,060		(1,297)			3,074	2,837
1GC019	Presser Scholarship	(4,000)			4,000					4,000	4,000
1GC020	Annual Counselor Education Pro								(155)	155	-
1GC021	Margaret Carson Hubbard Africa									2,294	2,294
1GC023	Winthrop L Carter Gift				2,361		(1,800)			26,114	26,675
1GC024	History Dept Gift Account				18,026	(7,317)	(15,089)		685	235,191	231,496
1GC027	Educ Chair Discretionary Gifts				2,296				155	11,052	13,503
1GC028	Friends of the Museum of Art				21,245	(108)	(26,326)		(4,943)	197,015	186,883
1GC030	UNH Seacoast Reads				5,810	(1,877)	(2,030)			66,705	68,608
1GC031	Macarthur/simic Writer's Serie				5,277		(5,808)			14,475	13,944
1GC032	William Nicol	(350)			393					3	46
1GC033	Psychology Department Gifts				14,817	(2,000)	(400)		298	6,650	19,365
1GC035	Donald Steele Classical Music	(750)			724					29	3
1GC037	Women's Studies General Fund				31,089	(12,100)	(2,527)		10	128,775	145,247
1GC038	Sheila Clary Memorial Fund						(277)			5,291	5,014
1GC040	Museum of Art Advisory Board				6,736	(9,789)	(4,192)			17,199	9,954
1GC042	College of Liberal Arts				162,258	(118,772)	(63,781)		4,562	850,935	835,202
1GC044	Lindberg Memorial Scholarship	(4,250)			1,641					10,098	7,489
1GC045	Signal/Religious Studies				2,062					17,241	19,303
1GC046	Signal/History				4,042	(180)	(2,378)			8,869	10,353
1GC048	RJ Bernier Scenic Arts Sc	(550)			530					24	4
1GC050	Conover Endowed Fund				2,290	(434)	(5,936)			26,191	22,111
1GC051	Try Special Gifts				5,219		(8,324)			35,020	31,915
1GC052	Haaland Gift Fund in Education				807					14,473	15,280
1GC054	Whitlock Music Scholarship	(550)			543					37	30
1GC058	Friends/Performing Arts				540		(1,158)			1,158	540
1GC061	Friends/Musical Theater									1,219	1,219
1GC064	Humanties Challenge 1990				33,924	(88,986)	(89)			83,692	28,541
1GC065	Smyth Gifts				4,950	(1,648)	(5,394)			24,679	22,587
1GC066	Gross Prize in Political Scie									672	672
1GC068	Theater Misc Gifts				6,819	(7,128)	(5,165)		599	39,819	34,944
1GC069	Music Misc Gifts				16,283	(6,200)	(49,157)		3,590	108,946	73,462
1GC070	The Arts Misc Gifts				1,776					17,666	19,442
1GC071	Classics Misc Gifts				925					6,966	7,891
1GC072	English Misc Gifts	(271)			17,574	(3,744)	(8,128)		67	86,517	92,015
1GC073	Languages, Literature & Culture				276				24	3,418	3,718
1GC074	German Misc Gifts				238					351	589
1GC075	Philosophy Misc Gifts				995		(200)		12	1,224	2,031
1GC076	Political Science Misc Gifts				6,137		(1,789)		198	21,238	25,784
1GC077	Russian Misc Gifts	(500)			35					2,008	1,543
1GC078	Sociology Misc Gifts				745		(213)			10,600	11,132
1GC079	Anthropology Misc Gifts				473				28	354	855

UNIVERSITY OF NEW HAMPSHIRE DURHAM
DETAILED SCHEDULE OF REVENUES, EXPENSES, AND TRANSFERS
FOR THE YEAR ENDED JUNE 30, 2020

Fund	Fund Title	Net Student Tuition	Grant Revenue¹	Auxiliary Revenue	Appropriations & Other Revenue	Employee Compensation	Supplies and Services	Other Expenses	Transfers In/(Out)	Beginning Fund Balance 06/30/2019	Ending Fund Balance 06/30/2020
1GC080	Spanish Misc Gifts				110					4,748	4,858
1GC081	Gifts-geography				420		(50)			390	760
1GC082	Ann Pazo Mayberry Fund	(4,500)			1,859					12,128	9,487
1GC084	Rm Ford End Writing Award	(1,000)			593					1,716	1,309
1GC086	Grant Carlson Endow Prize Fund	(800)			783					34	17
1GC087	Thomas Williams Memorial Fund	(750)			1,101					2,572	2,923
1GC088	Study of Music	(500)			519					3	22
1GC089	J H Hanhisalo Music Scholar	(800)			800					1,215	1,215
1GC090	Hanhisalo Contemporary Music				400					1,563	1,963
1GC091	Louise Harwell Rogers Piano Sc	(1,000)			1,044					46	90
1GC092	Malcolm & Virginia Smith Prize				759		(700)			-	59
1GC094	Lucha-Burns Musical Theatre Endowmn				4,902	(2,615)	(4,514)			19,879	17,652
1GC096	John D. Batcheller Mem Fund	(1,650)			1,670					18	38
1GC097	Theater Educational Endowment	(3,250)			3,079		(257)			7,315	6,887
1GC099	Humanities Center Gifts				9,630		(11,995)			6,490	4,125
1GC101	Elizabeth N Ladd Fund for Musi				6					259	265
1GC103	Donald Murray Journalism Lab									10,775	10,775
1GC106	Winchester Wood Mem Schol Musi	(9,000)			8,726					989	715
1GC107	Communications Dept Gifts				600		(2,210)		950	6,417	5,757
1GC108	Lucinda & Melvin Smith English	(750)			699					3,190	3,139
1GC109	Humanities Program Gifts									1,815	1,815
1GC116	Donald Graves Fellowship Fund									4,935	4,935
1GC117	Arnold S Linsky Graduate Fund				689		(163)			1,736	2,262
1GC125	Cola Undergrad Scholarships	(23,900)			18,514					46,225	40,839
1GC126	Cola Graduate Fellowships	(1,249)			200					8,850	7,801
1GC127	Shatterly Fund for Education	(3,000)			2,605					11,168	10,773
1GC128	Shatterly Fund for Poli Sci	(5,120)			5,152					7,420	7,452
1GC130	JW Hatch Art Faculty Dev Fund									4,051	4,051
1GC131	Rutman Grad Fellows-history						(137)			137	-
1GC133	Pitavy Scholarship Fund	(1,500)			494					2,927	1,921
1GC136	Justice Works Misc Gifts									120	120
1GC138	William L Dunfey History Prof				25,280	(488)	(26,270)			88,107	86,629
1GC139	Z.dorson Endowed Fund-humaniti				30,110	(23,941)				1,762	7,931
1GC140	Theodore "Tad" Ackman Jr Scholorshi	(300)			234					865	799
1GC141	Jessie Potter Beck End Schl	(3,400)			3,412					30	42
1GC142	Peterson Carsey Theatre/dance				8,231					13,196	21,427
1GC143	RB and CB Kimball Fac Fellowsh				2,367		(42)			12,059	14,384
1GC144	Edmund G Miller Fund-English	(11,250)			9,952	(8,564)	(4,505)			31,485	17,118
1GC145	Miller Phi Bta Kappa Award	(3,524)			2,242					1,298	16
1GC146	John Hatch Fellowship Fund				1,107		(8,479)			14,411	7,039
1GC149	Stuart Palmer Book Fund									1,068	1,068
1GC150	Tad Akman Jr-Communication Sch	(500)			234					509	243
1GC151	John C Rouman Classical Lectur				9,560	(1,323)	(6,539)			18,029	19,727
1GC152	Arthur J Mirabile Scholarship	(1,450)			1,411					50	11
1GC153	Class of 1958 Music Fund				3,853		(6,924)			17,774	14,703
1GC154	Raitt-Wilson Music Scholarship	(7,500)			4,025					3,623	148
1GC155	Tommy Gallant Scholarship Fund	(1,000)			5,383					3,500	7,883
1GC156	John Rouman Scholarship Fund	(1,500)			1,564					1,653	1,717
1GC158	Terry-Seiler-Verrette Fund				58,010	(14,965)	(35,306)			20,833	28,572
1GC159	Timothy Rogers Scholarship	(5,000)			4,200					14,295	13,495
1GC160	Coe-Hall Deans Scholarship	(4,000)			2,663					11,143	9,806
1GC161	Lubow Memorial Scholarship				568					1,890	2,458
1GC162	Leland Fund for Performing Art				3,126		(7,065)			6,972	3,033
1GC163	Miriam Carlson Memorial Fund	(700)			507					715	522
1GC164	John T Holden Memorial Fund				4,356		(3,162)			19,221	20,415

UNIVERSITY OF NEW HAMPSHIRE DURHAM
DETAILED SCHEDULE OF REVENUES, EXPENSES, AND TRANSFERS
FOR THE YEAR ENDED JUNE 30, 2020

Fund	Fund Title	Net Student Tuition	Grant Revenue¹	Auxiliary Revenue	Appropriations & Other Revenue	Employee Compensation	Supplies and Services	Other Expenses	Transfers In/(Out)	Beginning Fund Balance 06/30/2019	Ending Fund Balance 06/30/2020
1GC165	Graduate Nonfiction Award	(500)			220					1,286	1,006
1GC166	Rines Art Exhibition Fund				2,673		(1,500)			2,972	4,145
1GC169	Edmund Miller Art Collection				15,059		(9,591)			69,561	75,029
1GC170	Killam Humanities Scholarship	(3,900)			2,803					3,954	2,857
1GC171	Mary H Blum End Lecture Series				2,348		(2,240)			21,337	21,445
1GC172	Cleveland Howard Choral Music				1,053					8,231	9,284
1GC173	Endowed Fund for Holocaust Educatio				11,041		(11,876)			39,635	38,800
1GC174	Jeanne Brandon Fund for Music				7,067	(24,654)				23,650	6,063
1GC176	William Annis Fund for Occup Educ				348					3,729	4,077
1GC177	Endowed Fund for Holocaust Educatio				1,445					5,931	7,376
1GC178	Michael Kelly Journalism Scholarshi	(1,800)			1,887					4,384	4,471
1GC179	Paul Chair in Psychology				105,000	(105,000)				(104,997)	(104,997)
1GC180	Michael DePorte Eng Dept Book Fnd				1,261					4,908	6,169
1GC181	Michael DePorte Memorial Scholarshi	(2,729)			1,287					1,442	-
1GC185	Donald Murray Visiting Journalist P				3,570		(35)			13,550	17,085
1GC186	Center for New England Culture End				2,030		(3,500)			9,879	8,409
1GC189	William Wallace Memorial Fund									1,091	1,091
1GC190	Dawkins Prize in Creative Writing				1,699					4,306	6,005
1GC191	Gilberg Davenport Theatre Scholarsh	(1,600)			1,397					213	10
1GC192	Sargent Endowed History Scholarship	(3,000)			3,828					4,064	4,892
1GC193	Patricia Woodbury Memorial Fund	(1,500)			1,255					1,624	1,379
1GC194	Katharine C & Charles H Sawyer Quas				2,202					5,787	7,989
1GC195	John C Edwards Theatre Scholarship	(3,000)			2,984					104	88
1GC196	John Hanlon Memorial Scholarship	(375)			433					1,023	1,081
1GC197	Dion Janetos '39 Fund-Hellenic Stud	(2,000)			4,069		(2,079)			8,892	8,882
1GC198	Hoffenberg Fund for Liberal Arts				4,084	(5,163)				11,925	10,846
1GC199	William & Laura Hooper Endowed Fnd	(4,000)			3,149					8,768	7,917
1GC200	Project Search				15,000		(12,320)			36,913	39,593
1GC201	Alberta Johnson '32 Dance Endowment				106					55	161
1GC202	Steelman History Fellowship Fund				5,242	(4,095)	(6,728)			19,884	14,303
1GC203	Rebecca Jane Lang '04				1,725					25	1,750
1GC204	Frederick Gates Music Scholarship	(500)			1,013					20	533
1GC208	Summer Youth Music School Gifts				15,200		(14,625)			15,800	16,375
1GC210	Rae Martin Emmett Scholarship	(20,000)			50,000					33,000	63,000
1GC211	Natalie S Jacobson Journalism Schol	(1,000)			1,446					1,372	1,818
1GC212	Dr Samuel Hughes '68 Scholarship	(23,000)			17,652					5,494	146
1GC213	Carney Resrch-Literacy & Childr Lit				3,641		(4,289)			20,009	19,361
1GC214	Edwin and Mary Scheier Fund	(78,075)			100,364					182,908	205,197
1GC215	Mock Trial Program Gift Fund				1,280		(2,000)			34,998	34,278
1GC217	Capt Benjamin Keating Memorial Fund	(3,100)			1,739					2,738	1,377
1GC219	Frederick Hyde Hibberd 88 Scholrshp	(9,000)			5,622					19,708	16,330
1GC221	Hayes Professorship				74,070	(58,963)	(10,422)			284,675	289,360
1GC222	Mary Petrella '57 Schol-English Lit	(3,000)			2,542					11,616	11,158
1GC223	Blanche C Bailey Fund	(1,500)			1,832					47	379
1GC224	Ursula Daley '93 Women's Studies Sc	(1,500)			1,972					4,534	5,006
1GC225	Don Murray Memorial Scholarship	(1,500)			1,843					2,830	3,173
1GC227	Daniel Hertz '50 Endowed Fund	(3,500)			3,142					426	68
1GC228	Woodward Internat'l Drama & Dance				35,000		(40,835)			9,765	3,930
1GC230	Angelo Kontarinis History Fund						(122)			122	-
1GC233	Family Research Lab Project Fund									11,665	11,665
1GC234	CHI Misc Gift Fund	(500)			5,730				25	7,178	12,433
1GC235	Balderacchi Study of Art in Italy	(2,500)			4,626					1,424	3,550
1GC236	John Edwards University Prize Plays	(1,000)					(500)			4,417	2,917
1GC238	UNH Music Scholarship Fund	(1,200)								1,270	70
1GC240	Confucius Institute Gift Fund						(3,485)			8,505	5,020

UNIVERSITY OF NEW HAMPSHIRE DURHAM
DETAILED SCHEDULE OF REVENUES, EXPENSES, AND TRANSFERS
FOR THE YEAR ENDED JUNE 30, 2020

Fund	Fund Title	Net Student Tuition	Grant Revenue¹	Auxiliary Revenue	Appropriations & Other Revenue	Employee Compensation	Supplies and Services	Other Expenses	Transfers In/(Out)	Beginning Fund Balance 06/30/2019	Ending Fund Balance 06/30/2020
1GC241	McLean Fund - Journalism Excellence				9,149		(5,434)			22,282	25,997
1GC243	RGSCP Fund				225,628	(184,049)	(12,931)			149,831	178,479
1GC244	Peters Professorship in Education				33,437	(23,223)	(4,213)			2,412	8,413
1GC246	Rutman Distinguished Lecture Series				18,896		(29,096)			54,074	43,874
1GC248	UNH Arts Initiative Fund				17,500		(13,425)			51,152	55,227
1GC249	Music Initiatives Fund				1,417	(4,283)				6,475	3,609
1GC250	B. Thomas Trout Scholars Fund	(2,500)			3,890					9,312	10,702
1GC251	Daniel Valenza Art Scholarhsip Fund	(2,500)			2,176					4,404	4,080
1GC252	Koch Family Schol. - Humanities	(6,000)			5,294					7,195	6,489
1GC254	England Fund for the Museum of Art						(726)			10,730	10,004
1GC255	Prof Donald Steele Music Research						(2,032)			31,178	29,146
1GC256	Women's Studies Scholarship Fund	(350)			50					728	428
1GC257	Richard & Miriam Cook Family Schol.	(2,500)			2,462					4,670	4,632
1GC258	Italian Studies Gift Fund									1,751	1,751
1GC259	Patricia Power MFA Writing Program				6,269		(3,220)			9,025	12,074
1GC261	UNH Community Literacy Center	(2,280)			151,500	(121,885)	(9,590)			356,487	374,232
1GC262	Nguyen '63 History Fellowship Fund				2,191		(3,774)			9,329	7,746
1GC263	Barbara Anne White Scholarship Fund	(1,688)			2,250					1,575	2,137
1GC264	Davis '64 Fund for Science History				2,272		(1,427)			-	845
1GC265	Robertson Music Fund				1,075					547	1,622
1GC269	UNH Concert Choir Fund									2,136	2,136
1GC270	Psychology Graduate Support				1,525					11,735	13,260
1GC271	Arlene Kies Enrichment for Piano				3,764					611	4,375
1GC272	Chesley Family Fund				4,761		(792)			4,114	8,083
1GC273	Jack and Louise Harris Fund				1,283		(756)			1,258	1,785
1GC274	Justice Studies Program				11,713		(2,595)		53	40,931	50,102
1GC275	Mary Frances Kiley Scholarships									17,300	17,300
1GC276	Janet Ann Christie '71 Scholarship	(8,300)								37,000	28,700
1GC277	Newkirk Family Fund				762					2,250	3,012
1GC279	Andrea Coville '82 Fund				5,000	(591)	(2,051)			3,107	5,465
1GC280	Aronson Experiential Learning	(2,500)			5,000					5,000	7,500
1GC281	Crimes Against Children Research Ct					(34,834)	(2,390)			37,224	-
1GC282	McCabe Family Scholarship	(4,200)			4,297					-	97
1GC283	Duane & Joan Whittier Music Fund				16,560		(15,665)			-	895
1GC284	Perkins Family Memorial Scholarship	(8,500)			8,592					-	92
1GC285	Woodward Internship Opportunity				717				623	-	1,340
1GD001	W Edwards Deming Scholarship	(650)			646					7	3
1GD002	Howard Cope Memor. Scholarship	(2,150)			2,187					5	42
1GD003	Albert W Diniak Memorial Fund	(250)			165					112	27
1GD004	Edward Donovan Mem Scholarship	(1,350)			1,373					18	41
1GD005	Farnham Memorial Scholarship	(500)			583					48	131
1GD006	Joseph L Fearer Scholarship	(2,750)			2,751					38	39
1GD007	Herman C Fogg Scholarship Fund				567					90	657
1GD008	W. Knox Endowed Scholarship	(700)			557					151	8
1GD009	S. Morris Locke Scholarship	(500)			506					-	6
1GD010	Dr Ruth Peters Memorial Award	(150)			264					9	123
1GD011	Lester Pratt Grad Scholarship	(9,850)			4,455					6,798	1,403
1GD012	Herbert A Scruton Scholarship				12,564	(3,252)	(910)			11,793	20,195
1GD013	Lucin/Melvin Smith Scholarship	(800)			699					139	38
1GD014	Winchester Wood Mem Schol CEPS	(17,100)			17,453					10	363
1GD015	Bailey Prize in Chem				42					3,017	3,059
1GD016	Kingsbury Memorial Award	(3,760)			3,751					10	1
1GD017	Vernon Lerch Scholarship	(1,100)			1,047					107	54
1GD018	H M Haendler Org Chemist Award	(2,300)			2,755					2,353	2,808
1GD019	Seymour Chemistry Prize Fund	(400)			218					229	47

UNIVERSITY OF NEW HAMPSHIRE DURHAM
DETAILED SCHEDULE OF REVENUES, EXPENSES, AND TRANSFERS
FOR THE YEAR ENDED JUNE 30, 2020

Fund	Fund Title	Net Student Tuition	Grant Revenue¹	Auxiliary Revenue	Appropriations & Other Revenue	Employee Compensation	Supplies and Services	Other Expenses	Transfers In/(Out)	Beginning Fund Balance 06/30/2019	Ending Fund Balance 06/30/2020
1GD020	Bacon Award in Chemical Eng	(85)			73					15	3
1GD021	Gordon Bassett Scholarship	(1,750)			1,729					1,097	1,076
1GD022	Alice M Mitchell - Marine Science	(3,800)			3,894					1	95
1GD023	The Stolworthy Endowment Fund	(300)			324					16	40
1GD024	Chapman Lecture Fund- Earth Science				647					498	1,145
1GD025	Champlin Scholarship Fund	(13,800)			13,901					66	167
1GD026	R M Ford Endowed Memorial Fund	(700)			589					140	29
1GD027	Harold A Iddles Lecture Fund				4,640					24,391	29,031
1GD028	David Owen Libby Memorial Scho				1,833					9,653	11,486
1GD029	Donald Fox Memorial Scholarshi	(2,150)			2,100					80	30
1GD030	CEPS Tech Fund	(37,642)			70,511	(4,770)	(70,166)		(2,600)	234,366	189,699
1GD031	Tappi Scholarship Fund	(1,650)			1,675					11	36
1GD033	Leon W Hitchcock Award	(4,800)			4,630					177	7
1GD034	Kauppinen Student Fund									29	29
1GD035	James R Lietzel Award in Mathe									250	250
1GD036	The Same Scholarship New York	(500)			500					-	-
1GD037	W. Weaver Memorial Scholarship	(18,000)			36,000					-	18,000
1GD038	Amax Summer Field Scholarship									352	352
1GD039	Earth Sciences Gift Account				5,900		(205)		50	30,908	36,653
1GD040	Amer Society of Mechanical Eng									135	135
1GD041	Computer Science Gift Account	(1,000)			9,320		(2,632)		24	2,142	7,854
1GD042	Chemical Engineering Gifts	(2,857)			36,801	(5,460)	(948)		1,524	65,321	94,381
1GD043	CEPS Tech Fund Discretionary									900	900
1GD044	Chemistry Library Gift Account									1,787	1,787
1GD045	Civil Eng Gift Acct	(5,000)			5,589		(27,393)		370	43,895	17,461
1GD046	Downer Book Fund For Chemistry									551	551
1GD047	Dupont Science and Engineering								(32)	32	-
1GD048	Engineering Design								(47)	47	-
1GD049	Electrical Engineering Gifts				6,810	(13,563)	(260)		386	27,703	21,076
1GD052	N H Chapt of American Society								(100)	100	-
1GD054	Marion Mitchell Cutts (payout)				9,834					56,171	66,005
1GD055	ECE Industrial Assoc				1,054		(1,424)		24	351	5
1GD056	MI Langelier Schol Fund	(44,250)			13,090					34,677	3,517
1GD057	Frank Block Fund				1,001					199	1,200
1GD058	Math Scholarships				100					18,552	18,652
1GD059	Leroy F Johnson Schol Fund	(15,000)			15,071					31,005	31,076
1GD060	Balomenos Memorial Fund				1,372					11,157	12,529
1GD061	Earth Sciences Scholarship Fund				583		(1,280)			1,285	588
1GD062	GSAIPE Annual Scholarship								(25)	25	-
1GD064	Women in Construction Schlrshp	(500)								500	-
1GD066	Donald G O'Brien Fund	(3,600)			3,607					267	274
1GD067	Thomas Anderton Fund				5,637		(1,260)			25,414	29,791
1GD068	Materials Lab Gift Acct								(1)	1	-
1GD069	Non Linear Dynamics Group									929	929
1GD070	R Davison Professorship				7,588					57,019	64,607
1GD071	J&RM Kurtz Scholarship	(10,200)			10,190					26	16
1GD072	Waite Professorship				7,600		(987)			42,351	48,964
1GD073	Waite Class of 1927 Scholarship	(19,800)			19,338					560	98
1GD075	Hart Scholarships Chemistry Fund	(2,000)			1,840					212	52
1GD076	R C Kimball Endowed Scholarship	(800)			814					14	28
1GD077	Math Misc Gifts	(750)			5,923		(896)		48	3,290	7,615
1GD078	Physics Dept Gifts	(1,500)			3,810	(1,184)	(2,117)			24,007	23,016
1GD084	Mavis Howard Foster Scholarship	(400)								400	-
1GD086	International Coil Winders Equ									13,469	13,469
1GD089	ASCE Special Activities Fund				190					1,409	1,599

UNIVERSITY OF NEW HAMPSHIRE DURHAM
DETAILED SCHEDULE OF REVENUES, EXPENSES, AND TRANSFERS
FOR THE YEAR ENDED JUNE 30, 2020

Fund	Fund Title	Net Student Tuition	Grant Revenue¹	Auxiliary Revenue	Appropriations & Other Revenue	Employee Compensation	Supplies and Services	Other Expenses	Transfers In/(Out)	Beginning Fund Balance 06/30/2019	Ending Fund Balance 06/30/2020
1GD168	Chemistry Undrgrad. Research Fellow				3,481	(3,783)				301	(1)
1GD169	Peter G. Markos Chemistry Endowment				2,765	(4,086)				1,777	456
1GD170	LaMattina Organic Chem Rsrch Fellow				5,000	(12,951)				73,456	65,505
1GD171	LaMattina Family Graduate Lecturesh				3,114					13,672	16,786
1GD173	Hamel Construction Group Scholarshi	(15,800)			15,861					17	78
1GD174	Herbert M Wuth Scholarship Fund								(1)	1	-
1GD175	Hach Chemistry Teacher Scholarship	(10,000)			30,000					200	20,200
1GD176	ECE Energy Lab Fund									134	134
1GD178	Prof Nordgren Research Fellowship				10,000	(14,924)	(1,025)			21,312	15,363
1GD179	Engineers without Borders - UNH				1,679				6,305	189	8,173
1GD180	Karen Von Damm Memorial Scholarship	(17,290)			5,447					24,302	12,459
1GD181	Computer Science Undergrad Research				38					7,043	7,081
1GD182	CEPS Student Project Fund				3,818		(2,427)			123	1,514
1GD183	M Evans Munroe Lecture/Math				1,409					13,264	14,673
1GD185	Ctr for Spills in the Environment				7,500		(1,658)			13,015	18,857
1GD186	Dorothy Kittredge Memorial Fund	(550)			1,095					20	565
1GD187	James D Morrison Early Career Award				30,569	(6,352)	(8,660)			69,442	84,999
1GD188	Gregory Jansen '81 Field Studies Fn				1,950					14,977	16,927
1GD189	Bothner Earth Sciences Field Trips				2,543					2,182	4,725
1GD190	Mary Papastavros '60 Chemistry Fund				1,342					132	1,474
1GD191	Charles M:son Gewertz Scholarship	(2,500)			2,506					33	39
1GD192	Cole '76 & Bemis '79, '89G Schol	(9,000)			9,104					17	121
1GD193	Pedro A. de Alba Scholarship Fund	(500)			6,350					47,111	52,961
1GD195	Karen Von Damm Student Research Fnd				5,164		(2,906)			27,523	29,781
1GD196	Marty Richmond Lecture Series Fund									7,754	7,754
1GD197	Dr. George Wildman '57 Scholarship	(8,000)			8,059					109	168
1GD198	Peter & Paula Vosotas Family Schol	(10,350)			8,489					1,985	124
1GD199	Barry A. Billings E.E. Scholarship	(10,350)			10,000					10,500	10,150
1GD200	Prof. James M.E. Harper Fellowship				10,171					9,114	19,285
1GD201	Advanced Manufacturing Center Fund									50,000	50,000
1GD202	Society of Women Engineers Gifts				2,243		(2,102)			3,984	4,125
1GD203	Karen Von Damm Faculty Excellence				4,726		(739)			29,548	33,535
1GD204	Northrop Grumman -Grad Student Fund									15,733	15,733
1GD205	Construction & Project Mgmnt Fund									25,000	25,000
1GD206	Civil-Environmental Eng Scholarship	(4,000)								9,003	5,003
1GD207	Joe & Nancy Paterno Endowed Schol.	(7,600)			7,403					668	471
1GD209	Tech Camp Gift Fund				30,944	(12,020)	(39,405)		365	45,869	25,753
1GD210	Northeast Cyber Sec Comp Gift Fund						(2,114)			5,221	3,107
1GD211	Kingsbury Hall Equipment Fund II						(17,869)			24,080	6,211
1GD212	J Smith '50 CEPS Student Project Fd				10,793		(10,631)			374	536
1GD213	Dinesh Thakur Schol-Bioengineering	(4,250)			4,266					18	34
1GD214	Christopher Kelley Memorial Schol.	(3,400)			2,288					1,145	33
1GD216	Geochemistry Lab									5,433	5,433
1GD217	Organic Syntheses Gift Fund				5,000					41,258	46,258
1GD218	New England Fall Astronomy Festival				35					105	140
1GD219	Diamond Casting & Machine Schol.	(11,400)			13,939					352	2,891
1GD221	Michael S. Blanchette Scholarship	(700)			694					34	28
1GD222	Geokon Civil Engineering Scholarshp	(2,200)			2,192					40	32
1GD223	Pushpa Desai Patel Memorial Fund	(2,400)			2,403					45	48
1GD224	Philip Anderson '56 Chem Eng. Schol	(2,200)			2,176					29	5
1GD225	Lambert-Edwards Chemistry Fellowship				5,044	(5,072)				29	1
1GD226	Lambert Chemistry Fellowship				4,399	(4,878)				779	300
1GD227	CEPS Outreach Activities				960		(1,181)			1,245	1,024
1GD228	Tech Camp Global Reach Intiative				5					-	5
1GD229	JOAMC -Manufacturing Center				838,608	(117,952)	(847,162)			1,097,459	970,953

UNIVERSITY OF NEW HAMPSHIRE DURHAM
DETAILED SCHEDULE OF REVENUES, EXPENSES, AND TRANSFERS
FOR THE YEAR ENDED JUNE 30, 2020

Fund	Fund Title	Net Student Tuition	Grant Revenue¹	Auxiliary Revenue	Appropriations & Other Revenue	Employee Compensation	Supplies and Services	Other Expenses	Transfers In/(Out)	Beginning Fund Balance 06/30/2019	Ending Fund Balance 06/30/2020
1GD230	Skliutas Family Endowment				3,034	(3,177)				466	323
1GD231	Prof. N. Chasteen Graduate Fellows				5,572	(5,590)				18	-
1GD232	Karen Harrower Earth Sci. Research				2,140	(160)	(1,203)			2,564	3,341
1GD234	Glenice Dearborn Scholarship Fund	(37,200)			37,390					924	1,114
1GD235	AICHe Gifts									4	4
1GD237	2017 IBM Faculty Award-Marek Petril									30,000	30,000
1GD238	Gary R. Weisman Scholarship	(4,000)			2,284					1,791	75
1GD239	Twaddle Meritorius Scholarship	(2,300)			4,883					7	2,590
1GD240	Rudi Seitz Scholarship	(4,600)			2,395					2,399	194
1GD241	Ed '83 & Karri '84 Olefirowicz Fund				21,946	(21,130)				21,130	21,946
1GD242	David W. & Marion S. Ellis Fund				1,322	(1,084)				3	241
1GD244	JOAMC Scholarships	(9,000)								10,000	1,000
1GD245	JOAMC General Support				40,000					20,000	60,000
1GD246	Hamel Civil Engineering Scholarship	(27,000)			27,000					10,000	10,000
1GD247	Kingsbury Sisters Scholarship Fund	(1,250)			1,286					-	36
1GD248	Lange & Rainville Math Scholarship	(700)			730					-	30
1GD249	Dr. Paul Jones Scholarship	(5,000)			6,000					8,215	9,215
1GD250	Johnson & Johnson IoT Fund					(8,134)	(134)			25,000	16,732
1GD251	Laroche-Kearns Family Scholarship									47,596	47,596
1GD252	Lewis Knight Scholarship				17,186				(10,156)	-	7,030
1GD254	Chemistry - Alpha Chi Sigma				15					-	15
1GD256	CEPS Career Center				300,000					-	300,000
1GE001	William Cushing Memorial Schol	(6,200)			4,134					2,077	11
1GE002	John A. Beckett Writing Prize				675					10,419	11,094
1GE003	James R Carter Professorship				31,847	(58,605)				238,994	212,236
1GE004	Carroll M Degler Endowed Lecture				2,852		(506)			41,172	43,518
1GE005	Hollis E Harrington Sr Fund	(5,000)			4,500					12,900	12,400
1GE007	Jan Clee Gift Fund				1,078					16,265	17,343
1GE008	W Patrick Carlson Memorial Fund				1,266		(1,000)			1,210	1,476
1GE009	PAUL - Hospitality Mgmnt Program	(1,000)			8,951	(1,190)	(34,384)			29,450	1,827
1GE010	Paul College of Business & Econ.				63,171	(30,146)	(64,641)		3,382	117,953	89,719
1GE011	Associates Fund						(934)			992	58
1GE012	Vinnicombe Endowed Fund				1,483		(26)			3,579	5,036
1GE015	Paul Holloway Prize Fund				35,405	(25,732)	(27,250)		48	140,509	122,980
1GE017	Va Paul Dee Professorship				11,039	(10,840)				10,853	11,052
1GE018	Ellen Mae Greenaway Scholarship	(1,950)			1,970					20	40
1GE020	Assn Students Econ & Business									370	370
1GE022	Elizabeth Bogan Economics Prize				5,865					3,075	8,940
1GE025	Wildcat MBA Investment Fund				14,585				24	302,874	317,483
1GE026	Albin Entrepreneurship Fund				38,564		(24,188)			50,089	64,465
1GE027	C Donald Mckelvie Econ Schship	(5,300)			5,205					112	17
1GE028	Small Business Development Gift				113,621	(31,505)	(2,191)		74	147,469	227,468
1GE029	Entrepreneurial Leadership									87	87
1GE031	PAUL College Scholarships	(32,000)			61,348				299	29,569	59,216
1GE032	Graduate Fellowships								(25)	25	-
1GE033	Mel Sandler Recognition Award	(400)			800					507	907
1GE034	Harrington Jr Scholarship	(2,000)			1,475					2,457	1,932
1GE035	Charles F Johnson Fund									171	171
1GE036	Mel Rines Student Angel Investment				7,773					154,623	162,396
1GE037	Reginald F Atkins Chair				122,990	(87,016)	(2,057)			115,019	148,936
1GE040	Gardner Wales Scholarship Fund	(500)			506					34	40
1GE041	J. Bonnie Newman Endowed Schol.	(1,800)			1,847					1	48
1GE043	Nelson Fund for Business Innovation				4,139					13,002	17,141
1GE044	Serve-A-Thon Gift Fund									880	880
1GE045	Rosenberg Ctr - Internat'l Franchis				52,500	(53,435)	(2,719)			108,096	104,442

UNIVERSITY OF NEW HAMPSHIRE DURHAM
DETAILED SCHEDULE OF REVENUES, EXPENSES, AND TRANSFERS
FOR THE YEAR ENDED JUNE 30, 2020

Fund	Fund Title	Net Student Tuition	Grant Revenue¹	Auxiliary Revenue	Appropriations & Other Revenue	Employee Compensation	Supplies and Services	Other Expenses	Transfers In/(Out)	Beginning Fund Balance 06/30/2019	Ending Fund Balance 06/30/2020
1GE046	Corporate Roundtable Program				1,210					2,917	4,127
1GE047	Jeffrey Castro Memorial Scholarship				533		(500)			254	287
1GE048	Sandy Crimmins Memorial Fund									1,105	1,105
1GE050	Grad Bus Club Discretionary Fn									966	966
1GE053	Donovan Family Scholarship Fund								(2)	2	-
1GE054	Edward & Selma Bacon Simon Fund	(4,450)			4,428					42	20
1GE056	Accounting & Finance Gift Fund				1,610		(8,727)			18,943	11,826
1GE059	Center for Venture Research Gft Fnd				11,282	(873)	(732)		238	7,491	17,406
1GE060	Dwayne Wrightsman Prof./Finance				13,153	(10,840)				2,394	4,707
1GE061	Hospitality Mgmt Student Developmnt				5,678		(1,330)			9,061	13,409
1GE062	Gillespie '77G Graduate	(3,000)			2,647					404	51
1GE063	Raymond Goodman Stdnt Exclnce Award				500					-	500
1GE064	Jude Blake '77 Schol-Business Admin	(6,050)			3,490					2,596	36
1GE065	Club Managers Association Gift Fund									300	300
1GE066	Nassikas Fund-Hospitality Education				1,213					3,775	4,988
1GE067	JA Hogan Distinguished Visiting Pro				34,843	(33,900)	(655)			68,316	68,604
1GE068	MSA Scholarship Fund	(4,000)								5,750	1,750
1GE069	Marketing Department Gift Fund				8,748	(16)	(8,348)		2,475	11,435	14,294
1GE070	UNH Hospitality Mgmt Faculty Dev.				3,966		(2,872)			2,715	3,809
1GE071	UNH Hospitality Mgmt Initiatives				4,060		(2,407)			11,080	12,733
1GE072	Rhoda Hogan Endowed Scholarship	(11,050)			10,574					500	24
1GE073	Roberta Bartlett Scholarship Quasi	(4,450)			4,470					26	46
1GE074	Paul Research Development Fund									130	130
1GE076	Joseph '79 & Marcia H Carter Schol	(675)			1,270					82	677
1GE077	Alan M. Freedman Gfit Fund									2,455	2,455
1GE078	Friends of MSA Program				10,300		(438)			65,667	75,529
1GE080	UNH Hosp Mgt Int'l Stud Diversty	(3,450)			3,523					4	77
1GE081	Scott Dionne Grad Fellowship/Acctng	(500)			1,584					1,085	2,169
1GE082	Gift Fund-Hospitality Gourmt Dinner				525		(893)			412	44
1GE083	EcoGastronomy Program Gift Fund				2,175					2	2,177
1GE084	MBA Program Gift Fund				5,475					1,115	6,590
1GE085	Todd Huntington Crockett Scholarshp	(6,450)			5,159					1,339	48
1GE086	Lai Family Foundation Scholarship	(2,200)			1,995					398	193
1GE087	Carlton L. Reed Scholarship Fund	(2,050)			2,015					44	9
1GE088	James E. Freeman Scholarship Fund	(2,050)			2,015					44	9
1GE094	Catherine Sparks '88 Scholarship	(12,000)								23,500	11,500
1GE095	Hospitality Management Scholarship	(11,875)			150					21,250	9,525
1GE096	UNH Sales Club									165	165
1GE099	Paul Fund for Innovation				506,784	(149,926)	(224,133)		(178,024)	524,505	479,206
1GE100	Center for Family Business				55,382	(51,781)	(53)			2,572	6,120
1GE101	Daniel A. Raizes Scholarship Fund				2,944					11,239	14,183
1GE102	UNH Sales Center of Excellence				152,478	(65,607)	(56,452)		427	109,103	139,949
1GE103	Hospitality Advisory Board Gifts				315		(2,406)			22,570	20,479
1GE104	Durocher Hospitality Mgmt Schlship	(2,700)			2,693					13	6
1GE105	Alan Weinstein Student Leadership						(1,054)			10,720	9,666
1GE107	Investment Banking Opportunity Fund									15,000	15,000
1GE108	Dunkin' Brands for RIFC				78,000	(4,404)	(4,500)			126,046	195,142
1GE109	Ctr for Social Innovation & Enterpr								(153,705)	153,705	-
1GE110	Peter T. Paul Scholars Fund	(695,000)			994,794					22,500	322,294
1GE111	Dean's Internship Opportunity Fund				84,109		(57,250)		2,886	66,837	96,582
1GE112	PAUL Scholarships for Excellence	(7,500)			27,348				1,645	43,271	64,764
1GE113	First Year Innovation Research				25					1,320	1,345
1GE114	The Collins FIRE Fund				50,000		(31,518)			125,938	144,420
1GE115	Kevin Knarr Scholarship for Excellence	(10,000)			2,577					15,000	7,577
1GE116	Goodwin Family Scholarship	(1,225)			1,206					41	22

UNIVERSITY OF NEW HAMPSHIRE DURHAM
DETAILED SCHEDULE OF REVENUES, EXPENSES, AND TRANSFERS
FOR THE YEAR ENDED JUNE 30, 2020

Fund	Fund Title	Net Student Tuition	Grant Revenue¹	Auxiliary Revenue	Appropriations & Other Revenue	Employee Compensation	Supplies and Services	Other Expenses	Transfers In/(Out)	Beginning Fund Balance 06/30/2019	Ending Fund Balance 06/30/2020
1GE117	Choice Hotels International	(5,000)								9,682	4,682
1GE118	Rines Angel Investment Holding Fund									25,500	25,500
1GE120	Saxbys First Generation Scholarship	(10,833)								15,155	4,322
1GE121	Maxine Mazur '78 Women's Leadership	(2,500)			10,000		(781)			10,061	16,780
1GE122	Paul & Marianne Houghton Scholarshp	(2,200)			2,198					23	21
1GE123	PAUL-Bernard Runser '63 Scholarship	(4,300)			4,287					30	17
1GE124	RAF Program Support				20,000		(666)			4,641	23,975
1GE125	Dr. Ahmad Etebari MBA Scholarship	(8,000)			5,608					5,580	3,188
1GE126	Rutman Leadership Fellows	(62,000)					(199)		(300,000)	1,369,269	1,007,070
1GE127	Rutman Och Women's Leadership					(15,587)	(38,233)		300,000	281,355	527,535
1GE128	Wilson Hospitality Scholarship				10,000					20,000	30,000
1GE129	BiP Experiential Learning Lab				23,937					5,000	28,937
1GE130	Shaughnessy Family Scholarship	(5,000)			5,000					5,000	5,000
1GE131	Walsh Family Scholarship	(3,000)			12,000					24,000	33,000
1GE132	Haas Family Scholarship	(2,000)			5,000		(450)			2,000	4,550
1GE133	Emily Knarr Graduate Accounting Sch	(2,500)			4,079					6,500	8,079
1GE134	Analysis of Time Series Data					(26,952)	(1,158)			29,814	1,704
1GE135	Goodridge Kopp Schol for Excellence	(2,150)			2,173					-	23
1GE136	Sorensen Social Innovation Interns				875	(574)				-	301
1GE137	Bernard Grochmal Jr '64 Scholarship	(25,000)			25,000					-	-
1GE138	Paul College-Graduate Scholarships	(2,500)			1,829				569	28,688	28,586
1GE139	Peter T. Paul Financial Policy Ctr				650					5	655
1GE140	Economics				5,075					-	5,075
1GE144	PAUL College - Management				100					-	100
1GE145	PAUL College - Decision Sciences				200					-	200
1GE146	PAUL College - Business Analytics				2,909					-	2,909
1GF001	Gerald L Smith Scholarship Fund	(6,000)			3,918					2,213	131
1GF002	Robert James Mitchell & Mary E	(7,980)			7,788					196	4
1GF003	Rand-Stearns Professorship				8,706	(9,221)	(3,652)			66,061	61,894
1GF005	Recreation Management &Policy Gifts	(55)			1,558		(77)		98	6,175	7,699
1GF006	Occupational Therapy Gifts	(1,000)			19,052		(2,305)		1,989	129,135	146,871
1GF007	College of Health & Human Svcs				14,240	(3,252)	(11,699)		4,175	75,881	79,345
1GF008	Hamilton Putnam Scholarship	(2,000)			1,591					4,084	3,675
1GF009	Health Studies Scholarships				1,803					-	1,803
1GF010	Child/Family Center Fund				19,627		(420)		1,787	43,000	63,994
1GF011	Nursing Gifts	(7,800)			39,102				220	21,061	52,583
1GF012	Marriage/Family Therapy Clinic				100					983	1,083
1GF013	Gifts & Social Work				1,280				159	7,438	8,877
1GF015	Daniel B & Beatrice N Rogers	(5,000)			1,549					18,874	15,423
1GF018	James V Derby 41 Mem Fund									685	685
1GF019	Marion Beckwith Fund				440		(35)			1,800	2,205
1GF020	Kinesiology Gift Account				794		(1,809)		200	7,381	6,566
1GF021	Playground									43	43
1GF023	Virginia and David Steelman Fund				6,563		(8,000)			12,558	11,121
1GF024	Health&Human Services Scholarship									24	24
1GF025	Marc Hillers Ethics Fund									109	109
1GF028	The Northeast Passage Fund				589,848	(445,537)	(157,544)		7,225	148,117	142,109
1GF029	The McKerley Hi-Tech Classroom						(250)			5,029	4,779
1GF030	The Leap Program Fund									1,184	1,184
1GF031	HHS Graduate Fellowships									1,875	1,875
1GF036	Robin D Gorsky Scholarship Fund	(1,200)			469					2,056	1,325
1GF037	Sackett Professorship				6,194		(1,156)			47,033	52,071
1GF040	OT 50th Anniv Fund/UROP				989		(1,215)			944	718
1GF041	Goroff Social Work Payout Fund				3,901		(1,500)			37,013	39,414
1GF042	Dean Roger A Ritvo Award Fund				872					1,664	2,536

UNIVERSITY OF NEW HAMPSHIRE DURHAM
DETAILED SCHEDULE OF REVENUES, EXPENSES, AND TRANSFERS
FOR THE YEAR ENDED JUNE 30, 2020

Fund	Fund Title	Net Student Tuition	Grant Revenue¹	Auxiliary Revenue	Appropriations & Other Revenue	Employee Compensation	Supplies and Services	Other Expenses	Transfers In/(Out)	Beginning Fund Balance 06/30/2019	Ending Fund Balance 06/30/2020
1GF044	JV Hiller Kinesiology Scholarship	(3,500)			2,401					10,992	9,893
1GF045	Grimes Family Fund				7,721		(11,400)			15,041	11,362
1GF046	Dakin Family Scholarship Fund	(800)			711					1,052	963
1GF048	Family Studies Student Org Fund						(374)			1,247	873
1GF051	Maureen Neistadt Scholarship	(4,800)			3,209					1,695	104
1GF052	Browne Center Misc Gift Acct								13,612	13,067	26,679
1GF053	Browne Center						(71)			71	-
1GF056	Keough Northeast Passage Fund				2,466		(2,466)			-	-
1GF057	PED club				1,050		(248)			1,275	2,077
1GF058	Fluency Programs Gift Fund								(5)	5	-
1GF060	Health Mgmt & Policy Gift Fund				6,079		(4,269)		150	50,916	52,876
1GF061	Family Studies Gift Fund				175	(4,357)	(853)		34	28,253	23,252
1GF062	Communication Sciences & Disorders				11,834	(2,456)				38,199	47,577
1GF063	England Family Fund	(9,000)			17,059	(6,956)	(2,454)			59,850	58,499
1GF065	IOD Leadership Series Gift Fund				133,796	(87,945)	(36,590)		1,091	12,899	23,251
1GF067	Pauline Soukaris Memorial Scholarsh	(1,900)			1,831					171	102
1GF069	Institute on Disability General Fun				31,986	(276)	(11,215)		529	3,971	24,995
1GF070	Brooks - Lord Nursing Scholarship	(4,500)			3,357					1,805	662
1GF073	NEP Rugby Team				8,056		(19,233)			11,950	773
1GF075	Ann Manchester Kelley Schol-Nursing	(2,200)			2,499					266	565
1GF076	Kennett & Patricia Kendall Endowmen				2,410		(3,048)			638	-
1GF079	Inst for Health Policy&Practice				400	(6,294)	(3,193)		48	19,872	10,833
1GF080	IOD -Inclusive Communities Projects				146,785	(68,307)	(28,322)			2	50,158
1GF081	Northeast Passage Sled Hockey				33,492	(2,048)	(55,398)			34,449	10,495
1GF083	SATO Gift Fund				7,727		(8,074)			5,007	4,660
1GF084	Jeffrey C Salloway Award									500	500
1GF085	Athletic Training Lab Gift Fund				65				82	1,671	1,818
1GF086	HMP Student Advancement Fund				2,641		4		24	18,441	21,110
1GF087	Graduate Social Work Program				25					100	125
1GF088	O.T. Faculty Support Fund								17	2,801	2,818
1GF089	Chace '11 Fund for Athlete Developmt				3,649	(4,663)				4,362	3,348
1GF090	NH Citizens Health Initiative				25,000	(2,023)	(3,769)			68,315	87,523
1GF091	Family Connections Centers									1,520	1,520
1GF092	NE Passage Athlete Opportunity Fund						(61)			61	-
1GF095	Center for Professional Excellence									22,910	22,910
1GF096	John Smith '50 Northeast Passage Fd				15,113	(15,897)				784	-
1GF097	Anna Catherine Clark Schol - CHHS	(600)			1,066					229	695
1GF098	Dinesh Thakur Schl-Health Analytics	(3,900)			4,266					5,118	5,484
1GF099	Hardy Undergraduate Research Award						(500)			3,195	2,695
1GF100	NEP - Power Soccer Program				9,547		(6,269)			17,355	20,633
1GF101	Robert Jolley Scholarship Fund	(3,000)			3,035					944	979
1GF102	O.T. Fieldwork Scholarship Fund	(650)							127	931	408
1GF103	Sharon B. Murphy Scholarship	(2,100)			2,153					107	160
1GF104	Robert Kertzer Scholarship Fund	(500)								15,289	14,789
1GF105	Behavioral Health Integration- NHCF									8	8
1GF106	LEND Program - IOD				740		(600)		265	753	1,158
1GF107	UP Scholarship				4,440					6,334	10,774
1GF108	The Collins NEP Fund				35,000	(32,945)	(1,027)			5,424	6,452
1GF109	Robert Aurilio Scholarship Fund	(25,000)			21,536		35			32,363	28,934
1GF110	Outdoor Behavioral Health				2,000		(46)			576	2,530
1GF111	Beth Stewart Memorial Fund	(3,000)			2,727					459	186
1GF112	GCT Northeast Passage Fund				60,000	(102,205)			5	94,566	52,366
1GF113	Prg Neuroscience & Behavioral Hlth				15,000	(4,429)	(3,035)			48,707	56,243
1GF114	Duke of Edinburgh Internat'l Award						(250)			7,596	7,346
1GF116	Ned Helms Scholarship	(2,500)			2,287					2,232	2,019

UNIVERSITY OF NEW HAMPSHIRE DURHAM
DETAILED SCHEDULE OF REVENUES, EXPENSES, AND TRANSFERS
FOR THE YEAR ENDED JUNE 30, 2020

Fund	Fund Title	Net Student Tuition	Grant Revenue¹	Auxiliary Revenue	Appropriations & Other Revenue	Employee Compensation	Supplies and Services	Other Expenses	Transfers In/(Out)	Beginning Fund Balance 06/30/2019	Ending Fund Balance 06/30/2020
1GF117	Pannucci Research Support for NCIE				6,000	(8,035)	(905)			6,305	3,365
1GF118	Gravink Family Fund				1,817		(2,935)			1,117	(1)
1GF119	Health Law-Substance Use Disorders					(1,633)	(115)			1,748	-
1GF120	Paul Smith "Yes And" Memorial Fund						(33)			52	19
1GF121	NEP - Student Worker Program				10,000	(7,506)				7,380	9,874
1GF122	Institute on Disability - UNH-4U					(8,619)	(754)		124	153,712	144,463
1GF124	Neil Vroman Student Engagement Awrd				3,009		(3,000)			-	9
1GF125	Annie Forts Up Syndrome Leadership				48,000	(39,715)				-	8,285
1GF126	Dr. L R Bergeron '73 Scholarship	(2,100)			2,148					-	48
1GF127	Eleanor Huntington Nursing Scholars	(2,900)			2,966					-	66
1GF128	Equine Assisted Programming					(2,547)	(2,750)			10,203	4,906
1GF130	Center for START				42,000	(542)	(5,039)			15,000	51,419
1GF131	Outdoor Pursuits				1,000					-	1,000
1GF132	Community Collaborations				40,000	(11,907)	(4,275)			-	23,818
1GF133	Demonstration Home Lab				3,159					-	3,159
1GF134	Community Program & Research				4,367					-	4,367
1GF135	VF Outdoor LLC				25,000					-	25,000
1GG002	Class of 1929	(4,600)			3,922					734	56
1GG008	Alumni Visitors Fund									307	307
1GG013	Class 1936 End/Cult Enrich				7,759		(20,000)			41,505	29,264
1GG018	UNH - Wildcat Santa				1,173		(1,700)			1,314	787
1GG021	Womens Com Books on Diversity									206	206
1GG023	Henderson Memorial Carillon Ma				542					1,655	2,197
1GG028	Alumni Center Annual Gifts Mai				7,267				4,773	-	12,040
1GG039	H T Heath Endow - Ben Thompson				3,634		(27,500)			25,157	1,291
1GG040	Campus Beautification								(294)	294	-
1GG042	Amsaa Prize	(2,000)			1,669					4,357	4,026
1GG044	Class 1941 Junior Class Award				34					1,402	1,436
1GG047	UNH Alumni Assn Enrichmnt Fund				6,616				1,076	45,491	53,183
1GG048	AMSAA Discretionary Fund								(782)	782	-
1GG050	Alumni Golf Tournament Fund				17,725		(10,093)		(34,357)	34,239	7,514
1GG052	UNH Alumni Scholars Fund	(18,000)			15,284					18,964	16,248
1GG075	Class of 1939								(13,612)	13,612	-
1GG096	Class of 1961				64					2,636	2,700
1GG099	Class of 1964									4,655	4,655
1GG100	Class of 1965 Treasury Fund				104					4,276	4,380
1GG101	Class of 1966								(7,997)	7,997	-
1GG102	Class of 1967									651	651
1GG104	Class of 1969								(18,127)	18,127	-
1GG105	Class of 1970				238					9,762	10,000
1GG107	Class of 1972								(5,339)	5,339	-
1GG109	Class of 1974								(496)	496	-
1GG110	Class of 1975								(1,015)	1,015	-
1GG113	Class of 1978				267					10,962	11,229
1GG115	Class of 1980				185					7,592	7,777
1GG120	Class of 1985				1					28	29
1GG122	Class of 1987								(5)	5	-
1GG123	Class of 1988									2,107	2,107
1GG124	Class of 1989				17					691	708
1GG125	Class of 1990				22					915	937
1GG126	Class of 1991				318					13,018	13,336
1GG127	Class of 1992				123					5,034	5,157
1GG128	Class of 1993				178					7,303	7,481
1GG129	Class of 1994				269					10,407	10,676
1GG130	Class of 1995				198					8,119	8,317

UNIVERSITY OF NEW HAMPSHIRE DURHAM
DETAILED SCHEDULE OF REVENUES, EXPENSES, AND TRANSFERS
FOR THE YEAR ENDED JUNE 30, 2020

Fund	Fund Title	Net Student Tuition	Grant Revenue¹	Auxiliary Revenue	Appropriations & Other Revenue	Employee Compensation	Supplies and Services	Other Expenses	Transfers In/(Out)	Beginning Fund Balance 06/30/2019	Ending Fund Balance 06/30/2020
1GG131	Class of 1996				164					6,717	6,881
1GG141	Seacoast Chapter Scholarship Fund								(29)	29	-
1GG142	Speaker's Bureau Gift Fund								(16)	16	-
1GG144	UNH Alumni Atlanta Chapter Fund									569	569
1GG145	Class of 2005 Reunion Fund				106					4,364	4,470
1GG149	Durham: It's Where U Live Scholarsh									16,171	16,171
1GG150	Class of 1949 Fund				71					2,911	2,982
1GG152	Class of 2006 Reunion Fund				110					4,496	4,606
1GG155	Class of 1948 Fund				3				(162)	162	3
1GG156	Class of 1953 Treasury Fund				143					5,860	6,003
1GG157	Class of 1964 Treasury Fund				171					7,012	7,183
1GG158	Class of 2007 Reunion Fund				88					3,601	3,689
1GG160	Class of 1975 Treasury Fund				68					2,794	2,862
1GG162	Class of 2008 Reunion Challenge Fun				163					6,662	6,825
1GG164	Winch Fund for the Alumni Assoc				2,312		(322)			12,766	14,756
1GG165	Class of 2009 Reunion Fund				138					5,654	5,792
1GG166	Class of 1957 Treasury Fund				56					2,306	2,362
1GG167	Class of 1984 Treasury Fund				180					7,384	7,564
1GG168	Class of 1959 Treasury Fund				71					2,913	2,984
1GG169	Class of 1954 Treasury Fund				79					3,221	3,300
1GG170	Class of 1971 Treasury Fund				1					43	44
1GG171	Class of 2010 Reunion Fund				59					2,420	2,479
1GG172	Class of 1960 Treasury Fund				60					2,459	2,519
1GG173	Pease Greeter Scholarship									2,635	2,635
1GG174	David Ellsworth Davis-NH Scholarshp	(2,000)			2,428					5,214	5,642
1GG175	Class of 1962 Fund				26					1,062	1,088
1GG176	Gregg Sanborn Alumni Golf Schol.	(10,000)								38,079	28,079
1GG177	UNH Alumni Association Program Fund								(111,010)	111,010	-
1GG180	Class of 1963 Fund				20					818	838
1GG181	Alumni Association Tuition Award	(18,270)			1,830		(4,709)			91,453	70,304
1GG184	UNH Tolerance Programming Fund	(1,000)			11,567		(3,862)			10,870	17,575
1GG185	Prudential Inclusive									1,025	1,025
1GG186	Educational Talent Search Gifts	(16,000)			31,925		(1,054)			23,588	38,459
1GG188	McNair Scholars Program						(223)			223	-
1GG190	UNH Alumni Networking Events				10,167	(271)	(7,396)			-	2,500
1GG191	603 Challenge Underwriters Fund				320,580				(181,876)	212,115	350,819
1GG192	Multicultural Student Affairs Gifts				175					1,335	1,510
1GG193	Rudman Public Forum Series									20,000	20,000
1GG194	UNH Veteran Student Services						(135)			4,863	4,728
1GG195	Class of 1966 Fund				109					4,452	4,561
1GG197	Donovan Family TRIO Scholarship	(10,000)								10,000	-
1GG198	UNH Military & Veteran Services				2,234				602	3,234	6,070
1GG199	The Kidder Fund for LGBTQ+ Support				1,400				350	5,088	6,838
1GG200	Diversity Connections	(149)			335		(97)			510	599
1GG201	NALA				(1,313)					1,313	-
1GG203	UNH Alumni Programming				35					1,770	1,805
1GG204	DEF - Presidential Study Grant				10,000					10,000	20,000
1GG205	President's Strategic Initiatives				500,000				12,915	-	512,915
1GG206	UNH Mini Dorms - Alumni & Friends				616					-	616
1GJ002	SAFO Miscellaneous Gifts				798					5,791	6,589
1GJ003	WUNH Marathon				19,129		(5,276)			4,794	18,647
1GJ005	Commentary								(53)	53	-
1GJ006	Student Life Gift Fund									139	139
1GJ007	Patricia Wilkie Memorial Fund									144	144
1GJ013	Womens Greek Awards								(1)	1	-

UNIVERSITY OF NEW HAMPSHIRE DURHAM
DETAILED SCHEDULE OF REVENUES, EXPENSES, AND TRANSFERS
FOR THE YEAR ENDED JUNE 30, 2020

Fund	Fund Title	Net Student Tuition	Grant Revenue¹	Auxiliary Revenue	Appropriations & Other Revenue	Employee Compensation	Supplies and Services	Other Expenses	Transfers In/(Out)	Beginning Fund Balance 06/30/2019	Ending Fund Balance 06/30/2020
1GJ023	Safety Services Support Fund									860	860
1GJ026	Alternative Break Challenge				100					405	505
1GJ032	MUB Fund Raising/gift Account									276	276
1GJ034	Class of 29 Mub Living Room				2,119					9,880	11,999
1GJ035	MUB Gifts				25				266	16,266	16,557
1GJ038	Education Programming									147	147
1GJ040	Student Orgnization Furn-MUB								(21)	21	-
1GJ041	Student Affairs Programming				100					1,391	1,491
1GJ042	Recreation Development Fund				16,870		(5,102)		4,549	67,737	84,054
1GJ043	Friends of N. Hamp. Crew				1,775					1,035	2,810
1GJ044	Frederick C Walker Fund				941					10,572	11,513
1GJ045	Men's Golf				1,315		(919)		171	782	1,349
1GJ046	Badminton Club						(230)			230	-
1GJ047	Cycling Club				760				165	8,746	9,671
1GJ048	Fencing Club				618		(350)		748	13,072	14,088
1GJ049	Judo Club				705		(1,289)			23,334	22,750
1GJ050	Karate Club						(8,423)			8,423	-
1GJ051	Sailing Club				5,629		(5,437)		6,094	60,142	66,428
1GJ052	Triathlon Club									211	211
1GJ053	Volleyball Club Men				1,557				298	4,221	6,076
1GJ054	Volleyball Club Women				335					2,043	2,378
1GJ055	Woodmens Club				200		(2,980)		6,575	8,813	12,608
1GJ056	Tae Kwon Do Club									3,672	3,672
1GJ057	Billiards Club						(72)			72	-
1GJ058	UNH Rowing Club - Men's				3,852		(3,332)		4,673	6,419	11,612
1GJ059	Rugby Club				315		(3,383)		175	21,014	18,121
1GJ060	The Darling Fund				8,013					7,953	15,966
1GJ061	Women's Golf						(2,328)			2,328	-
1GJ062	Friends of UNH Sailing									5,607	5,607
1GJ063	Aikido Sports Club						(7,848)			7,848	-
1GJ064	Figure Skating Club				289		(758)		20	5,147	4,698
1GJ065	Women's Rugby Club				546				2,694	7,253	10,493
1GJ066	UNH Dance Club				1,735		(45)		6,639	3,159	11,488
1GJ067	Skate Boarding Club									756	756
1GJ068	Men's Lacrosse				7,300		(8,619)			26,962	25,643
1GJ069	Friends of Golf				50		(566)			547	31
1GJ070	Snowboarding Club				111				75	15,496	15,682
1GJ071	Archery Club				35					9,470	9,505
1GJ072	UNH Homecoming Road Race									12,515	12,515
1GJ073	Surf Club						(173)			173	-
1GJ074	Wrestling Club				2,178		(219)		4,448	4,405	10,812
1GJ075	Baseball Club				600				1,150	2,364	4,114
1GJ085	Women's Softball				345		(769)		1,000	7,538	8,114
1GJ087	Greek Philanthropy Fest				(675)					675	-
1GJ091	MUB Programming				3,028		(126)			28,526	31,428
1GJ092	Inter-Varsity Christian Fellowship				100		(112)			417	405
1GJ094	UNH Rifle Club				6,548		(735)			9,710	15,523
1GJ095	IFC Council								(10)	10	-
1GJ097	Donald F Harley Scholarship Fund	(10,000)			7,202					39,662	36,864
1GJ098	Men's Ice Hockey Club				3,217		(6,256)		2,500	3,614	3,075
1GJ099	Students for Choice Fund									664	664
1GJ100	The Ken Pope Scholarship Fund				676					8,948	9,624
1GJ101	Nat'l Society for Collegiate Schola									385	385
1GJ103	Not Too Sharp Acappella Club Gifts				100		(2,520)		110	3,143	833
1GJ104	Alabaster Blue Acapella Gift Fund				2,189		(749)		1,000	1,332	3,772

UNIVERSITY OF NEW HAMPSHIRE DURHAM
DETAILED SCHEDULE OF REVENUES, EXPENSES, AND TRANSFERS
FOR THE YEAR ENDED JUNE 30, 2020

Fund	Fund Title	Net Student Tuition	Grant Revenue¹	Auxiliary Revenue	Appropriations & Other Revenue	Employee Compensation	Supplies and Services	Other Expenses	Transfers In/(Out)	Beginning Fund Balance 06/30/2019	Ending Fund Balance 06/30/2020
1GJ105	Project Sunshine Fund				(116)		(25)			3,542	3,401
1GJ107	New Hampshire Outing Club				50					1,429	1,479
1GJ112	Student to Student Dialogue Fund									459	459
1GJ113	SAGE Gift Fund									279	279
1GJ116	UNH College Republicans Gift Fund									520	520
1GJ119	Robotics Club Gift Fund									846	846
1GJ122	UNH Rowing Club - Women's				6,446		(3,402)		2,665	23,940	29,649
1GJ123	Friends of UNH Tennis				310				3,348	6,451	10,109
1GJ124	UNH Nordic Ski Club-Misc. Gifts				20				25	984	1,029
1GJ125	Film Underground Gift Fund								(57)	57	-
1GJ126	Kelly Quinn Gode Fund for Crew				1,088					2,154	3,242
1GJ127	UNH Climbers Club				240					3,144	3,384
1GJ128	UNH Energy Club Gift Fund									116	116
1GJ131	Men's Ultimate Frisbee Club				984				81	-	1,065
1GJ132	Women's Ultimate Frisbee Club				206		(7,200)		41	19,341	12,388
1GJ133	Women's Lacrosse Club Gift Fund				770		(3,520)		1,578	8,777	7,605
1GJ142	Electronic Dance Music Association									3,000	3,000
1GJ144	UNH Crew-Spring Training Trip				8,225		(3,435)			1,132	5,922
1GJ145	CommUNHiversity Gift fund								(50)	50	-
1GJ146	Wildcat Marching Band Color Guard									1,917	1,917
1GJ147	SEAC Gift Fund								(75)	75	-
1GJ149	Class of 2012 Gift for Wellness									2,448	2,448
1GJ151	Native American Cultural Assoc.									686	686
1GJ153	Campus Rec Student Development				4,415		(55)			21,538	25,898
1GJ154	Alpha Phi Omega Gift				50					832	882
1GJ155	NH Gentlemen A Capella Gift Fund									125	125
1GJ156	Chi Omega Centennial									699	699
1GJ158	Women's Club Hockey Gift				1,905		(360)			11,344	12,889
1GJ160	Circle K Club						(372)			477	105
1GJ163	TNH Gift Fund				270					1,180	1,450
1GJ164	Best Buddies UNH				350		(577)			538	311
1GJ165	Alliance Club				75					495	570
1GJ167	Golden Key Honour Society								(50)	50	-
1GJ168	Cru UNH								(68)	68	-
1GJ169	United Asian Coalition								(60)	60	-
1GJ170	Model United Nations Student Org.				15					1,070	1,085
1GJ171	UNH Leadership Camp									162	162
1GJ172	Parents - Student Armed Forces Asso						(335)			349	14
1GJ173	National Assoc. for Music Education									200	200
1GJ175	Students for Life									250	250
1GJ176	Student Occupational Therapy Assoc									23	23
1GJ177	NH Notables				2,896				773	2,100	5,769
1GJ178	NSSLHA						(341)			345	4
1GJ179	UNH Students for Global Health								1,050	276	1,326
1GJ180	UNH Rec Center Club Sports						15,470		2,500	-	17,970
1GJ181	Arnold Air Society - Air Force ROTC				3,710		(476)			-	3,234
1GJ182	NALA				1,313					-	1,313
1GJ183	Assoc. of Exercise Science Students								1,000	-	1,000
1GJ185	MOS:DEF				50		3,710			-	3,760
1GJ186	Cat Pack Captains				841					-	841
1GJ189	AS-Biochemistry & Molecular Biology				218				(88)	-	130
1GK003	Cyber Security Awareness						(98)			98	-
1GK004	Parent Assn Safety & Security Edu						(1,735)			1,735	-
1GL001	Roland Douglas Sawyer Scholarship				2,749					40,923	43,672
1GL002	G Brooks Books & Pers/Humanities				5,526		(3,194)			6,127	8,459

UNIVERSITY OF NEW HAMPSHIRE DURHAM
DETAILED SCHEDULE OF REVENUES, EXPENSES, AND TRANSFERS
FOR THE YEAR ENDED JUNE 30, 2020

Fund	Fund Title	Net Student Tuition	Grant Revenue¹	Auxiliary Revenue	Appropriations & Other Revenue	Employee Compensation	Supplies and Services	Other Expenses	Transfers In/(Out)	Beginning Fund Balance 06/30/2019	Ending Fund Balance 06/30/2020
1GL003	Consolidated Library Fund				1,744		(1,451)			2,515	2,808
1GL004	Edward H Downing Library Book Fund				119		(68)			968	1,019
1GL005	Lillian Duncan Book Fund				4,735		(4,674)			3,564	3,625
1GL006	Marion E Nash Fund				1,874		(1,754)			6,195	6,315
1GL007	Douglas M Milne Endowment				10,747		(8,270)			4,563	7,040
1GL008	UNH Library - General Collections				469				7	-	476
1GL015	Friends of UNH Library						(72,633)			161,141	88,508
1GL016	University Museum				4,643		(4,831)			991	803
1GL017	Special Collections				1,450		(69)		110	3,881	5,372
1GL021	Shoals Barnacle Fund									516	516
1GL024	Douglas/Helena Mcelwain Milne				97,223	(36,986)	(13,439)			26,786	73,584
1GL026	Walter & Dorothy Peterson Library				1,535					7,573	9,108
1GL027	Traditional Jazz Collection				30,252	(25,799)				81,796	86,249
1GL028	Library Innovation				11,159		(97)		(2,301)	606,962	615,723
1GL033	The Library Commemorative Fund									847	847
1GL036	Rogers Mountaineering Books								(7)	7	-
1GL038	Blanche Foye Nash Library Fund				2,124		(33)			4,768	6,859
1GL042	Class of 1947 Library Fund				6,443					46,860	53,303
1GL043	Class of 1955 Dimond Library End				6,122					40,619	46,741
1GL044	E Ruth Buxton Stephenson Fund				1,004	322	(500)			2,174	3,000
1GL046	Addison Fund for the Library					(870)	(1,672)			284,920	282,378
1GL047	Dunleavy Library Fund				4,763					2,094	6,857
1GL048	Edmund G Miller Library Fund				14,686		(14,635)			6	57
1GL053	Charlotte K. Anderson Endowed Fund				1,386					9,246	10,632
1GL054	Collins Fund for Digital Collection				3,806					39,574	43,380
1GL055	Philip J Sawyer Quasi End Fund				1,849		(447)			2	1,404
1GL057	Prescott Family Fund				1,610					18,098	19,708
1GL058	Lorus and Margery Milne Gift Fund									21,310	21,310
1GL059	Murray Library Collections Endowmnt				2,748		(1,334)			3,434	4,848
1GL064	Rasmussen W European Art Book Fund									4,343	4,343
1GL065	Rasmussen(Chamber) Music Scores Fnd									2,585	2,585
1GL066	Hood '56 & '59 Endowed Fnd-Library				3,176		(2,121)			65	1,120
1GL067	Collins' Fund for Library Support						(5,000)			27,395	22,395
1GL068	Cohen Endow.-Collection Development				7,245		(5,399)			8,121	9,967
1GL070	Proper Fund for Special Collections				6,551		(3,147)			7,389	10,793
1GL071	Trad. Dance & Music Collections				6,040					64	6,104
1GL072	Robert R. Morin Library Fund		(500)							65,195	64,695
1GL074	Tom McNiff Val Operations Collect.				21,000					87,500	108,500
1GL075	Thomas & Sally Zyla Addison Fund				76,162		(10,624)		(125,000)	71,542	12,080
1GL076	Save Our Groundwater Digitization						(3,023)			3,342	319
1GL077	Library Dance History Collection									5,000	5,000
1GL080	Composition & Rhetoric Archive				2,000					-	2,000
1GP001	UNH Police Gift Fund					(1,250)	(4,000)		4,000	4,862	3,612
1GP002	Halias Safety Symposium				28,159					-	28,159
1GQ004	Hospitality Students Spec Projects									346	346
1GQ005	UNH Dining Services Nutrition Prgrm									3,625	3,625
1GQ006	UHS Scholarship Fund									2,507	2,507
1GQ007	Swipe it Forward UNH Food Program				11,809				333	2,180	14,322
1GR022	Northrop Grumman Patents Gift Fund									12,000	12,000
1GR026	Compliance Assist. Outrch Program				1,000					62	1,062
1GR029	UNH InterOperability Lab Gift Fund				8,740	(25,784)	(3,784)		250	78,146	57,568
1GR034	IOL Scholarship Fund				1,123				608	3,960	5,691
1GR035	ECenter General Fund				140,157	(16,763)	(47,211)		3,909	87,296	167,388
1GR036	Maurice Prize for Innovation				6,813		(5,958)			1,238	2,093
1GR037	University Instrumentation Center				354				496	1,185	2,035

UNIVERSITY OF NEW HAMPSHIRE DURHAM
DETAILED SCHEDULE OF REVENUES, EXPENSES, AND TRANSFERS
FOR THE YEAR ENDED JUNE 30, 2020

Fund	Fund Title	Net Student Tuition	Grant Revenue¹	Auxiliary Revenue	Appropriations & Other Revenue	Employee Compensation	Supplies and Services	Other Expenses	Transfers In/(Out)	Beginning Fund Balance 06/30/2019	Ending Fund Balance 06/30/2020
1GR038	Connectivity Research Center					(161)				161	-
1GR039	Research Computing Center				705		(984)		224	760	705
1GR040	Prevention Innovations Research Ctr				173		(27)		1,007	3,158	4,311
1GR041	uSafeNH					(378)	(640)			1,482	464
1GRECO	UNHInnovation Research Partnerships						(401)		2,000	9,533	11,132
1GRIEC	ECenter Sponsorship Support				161,280	(29,930)	(79,535)		3,500	269,289	324,604
1GRPTP	PTP ECenter Support				75,000	(132,440)			75,000	56,410	73,970
1GS001	Warren Brown Memorial Scholars	(736)			737					3	4
1GS002	Jere Chase Scholarship	(180)			180					2	2
1GS004	Craig Scholarship Fund	(5,302)			5,302					8	8
1GS005	Frederick K Johnson Memorial	(1,004)			1,004					2	2
1GS006	Philip C Jones Class of 1913	(1,312)			1,312					5	5
1GS007	Carl & Ada Lundholm Mem Scholr	(2,230)			2,231					5	6
1GS008	Carleton E Meader Jr Mem Schl	(710)			713					5	8
1GS009	Wc And Cd Skoglund Scholarship	(5,354)			5,344					10	-
1GS010	A Barr Whoop Snively Scholarsh	(1,228)			1,228					2	2
1GS011	Charles E Stillings Fund athle	(25,076)			25,076					34	34
1GS012	Paul C Sweet Scholarship Fund	(2,413)			2,413					7	7
1GS013	Phil Wageman Memorial Scholars	(326)			327					-	1
1GS014	Susanne Urban Memorial Scholarship	(2,790)			2,790					5	5
1GS015	'Cats Care									1,591	1,591
1GS016	Edward A Necker Fund	(9,318)			9,318					12	12
1GS018	Cheerleaders Annual Fundraising				31,160		(28,190)		1,310	12,625	16,905
1GS019	Jane Blalock Scholarship Fund	(3,719)			3,719					7	7
1GS023	Friends of Skiing				194,089	(21,167)	(145,372)		35,633	243,639	306,822
1GS024	Friends of Men's Soccer	(13,367)			112,986		(47,284)		4,306	52,241	108,882
1GS025	Friends of Swimming & Diving	(740)			35,193		(13,136)		14,904	93,547	129,768
1GS026	Wildcat Athletics Council Scholar.	(15,546)			15,531					17	2
1GS028	UNH Men's Hockey				500					-	500
1GS029	Friends of Football	(12,055)			227,306	(29,023)	(139,597)		12,854	33,451	92,936
1GS030	Don Melville Scholarship	(12,966)			12,967					13	14
1GS031	Friends of Men's Basketball	(14,389)			77,298	(5,583)	(30,370)		4,274	4,134	35,364
1GS032	UNH Ski Teams Endowed Fund	(5,500)			7,264					22,397	24,161
1GS035	Friends of Men's CC/Track				37,610	(276)	(6,834)		1,051	49,354	80,905
1GS039	Academic/Athletic Support Fund				140,227	(117,574)	(16,580)			89,927	96,000
1GS041	Creeley S "Buck" Buchanan Ftbl				523					-	523
1GS042	Bernice Hill Class of 1923 End	(3,110)			3,110					4	4
1GS045	Blue Line Club				14,972		(10,843)		1,962	30,510	36,601
1GS046	Friends of Women's CC/Track	(811)			17,673		(2,582)		1,927	21,077	37,284
1GS047	Athletic Training				1,893				373	13,707	15,973
1GS048	Friends of Women's Soccer	(1,560)			38,960	(193)	(15,545)		2,775	28,013	52,450
1GS049	Friends of Women's Lacrosse				58,435	(752)	(20,495)		616	51,350	89,154
1GS050	Friends of Women's Basketball	(10,810)			19,280		(6,350)		728	43,255	46,103
1GS051	Friends of Women's Field Hockey	(8,367)			33,531	(1,217)	(5,248)		3,253	46,471	68,423
1GS054	UNH Gym Cat Club				47,161	(3,186)	(19,679)		3,656	113,781	141,733
1GS057	Friends of Women's Volleyball				10,781	(163)	(3,637)		146	29,034	36,161
1GS061	Ac-Athl Achievement Reception									383	383
1GS062	Arden Atkins Endowed Scholarsh	(7,394)			7,394					-	-
1GS066	Athletic Scholarships	(16,384)			10,518		(1,701)		42	9,134	1,609
1GS067	Friends of Men's Hockey	(34,040)			155,144		(93,058)		5,427	30,570	64,043
1GS068	Edward Fish 58 Football Fund								(2)	2	-
1GS069	Mooradian Football Scholarship	(2,010)			2,011					41	42
1GS070	Holt Athletic Scholarship Fund	(6,462)			6,463					16	17
1GS072	George Batchelder Scholarship	(17,013)			16,999					16	2
1GS075	9.5 Gymnastic Award (houston)				6,677					25,459	32,136

UNIVERSITY OF NEW HAMPSHIRE DURHAM
DETAILED SCHEDULE OF REVENUES, EXPENSES, AND TRANSFERS
FOR THE YEAR ENDED JUNE 30, 2020

Fund	Fund Title	Net Student Tuition	Grant Revenue¹	Auxiliary Revenue	Appropriations & Other Revenue	Employee Compensation	Supplies and Services	Other Expenses	Transfers In/(Out)	Beginning Fund Balance 06/30/2019	Ending Fund Balance 06/30/2020
1GS076	Reggie Atkins Scholarship	(239,906)			239,344					562	-
1GS078	Robert A Kullen Memorial Fund	(1,710)			1,711					7	8
1GS080	Jane Blalock athletic Scholar	(1,950)			1,951					7	8
1GS081	Penley Endowed Scholarship Fnd	(3,456)			3,457					11	12
1GS082	James H "Red" Hayes Scholarship	(6,306)			6,307					21	22
1GS083	Virginia K Sullivan Ftbl Scholar	(1,378)			1,378					5	5
1GS084	Dickson Scholarship & Spirit Award	(6,582)			6,583					38	39
1GS085	William Holleman Footbal Sch	(4,606)			4,606					14	14
1GS086	Friends of UNH Mens Hockey	(10,601)			10,601					26	26
1GS087	Fish 58 Football Scholarship	(4,734)			4,734					13	13
1GS088	JV Hiller Athletic Scholarship				1,901					6,678	8,579
1GS089	Gordon K Hill Athletics Fund	(1,750)			1,750					7	7
1GS090	Grover B. Daniels '79 Alpine Fund	(1,693)			1,676					441	424
1GS091	Bill Knight Scholarship Fund	(2,956)			2,957					29	30
1GS092	K Beckingham Scholarship Fund	(5,388)			5,388					14	14
1GS093	Guy Leslie Smith Scholarship	(4,788)			4,789					13	14
1GS094	Paul Hobbs Endowed Scholarship	(1,264)			1,264					6	6
1GS095	Dorothy T Hobbs Endowed Fund				1,300		(924)			-	376
1GS096	Robert Towse Scholarship Fund	(7,672)			7,673					21	22
1GS099	Kenneth & Mary Grant Scholarship	(2,497)			2,497					7	7
1GS100	Bellavance Hockey Scholarship	(7,156)			7,156					19	19
1GS101	Bellavance Football Scholarship	(7,156)			7,157					20	21
1GS102	98-99 Mens Hockey Champions	(6,400)			6,400					18	18
1GS103	James & Elsa Callahan Scholarship	(5,184)			5,184					14	14
1GS104	Dutch Knox Football Scholarship	(84,525)			84,326					200	1
1GS105	Dutch Knox Football Program	(9,709)			39,596		(12,203)			16,091	33,775
1GS106	Bill Hinman Scholarship Fund	(2,746)			2,747					7	8
1GS107	Timothy & Edwin Dugal Hockey Scho	(1,834)			1,834					6	6
1GS109	Tina True Memorial Fund				2,067					-	2,067
1GS110	Athletic Director's Priorities				57,061	(16,468)	(35,951)		(15,615)	71,744	60,771
1GS111	Strength & Conditioning Training				13,125				(9,941)	-	3,184
1GS112	Student-Athlete Opportunity Fund	(315,333)			331,101	(2,288)	(13,481)			2	1
1GS113	Conrad Endowed Football Scholarship	(3,888)			3,889					13	14
1GS114	Endowed Fund for Football	(1,406)			1,406					5	5
1GS115	Chief Boston Football Scholarship	(2,844)			2,844					8	8
1GS116	Francis McGrail Endowed Scholarship	(534)			535					5	6
1GS118	Norma O'Dowd Hartnett Award									1,441	1,441
1GS120	David Sheen Endowed Hockey Schol	(2,442)			2,443					50	51
1GS121	James H Boulanger Endowed Fund	(2,522)			2,522					6,477	6,477
1GS122	UNH Ski Team Endowment	(71,626)			42,600		(71)			290,000	260,903
1GS123	Chandler & Ann Sanborn Football Sch	(3,974)			3,764					212	2
1GS124	Herbert S Gold Athletic Scholarship	(1,394)			1,394					7	7
1GS125	Wohlfarth Football Scholarship	(1,386)			1,387					5	6
1GS127	First 500 UNH Football Athletic Fnd	(14,116)			14,116					34	34
1GS128	Winslow & June Macdonald Football S	(2,600)			2,600					7	7
1GS129	Coach Gerry Friel Basketball Schol	(3,409)			3,409					41	41
1GS130	Robert Trouville 59 Athletic Schlsh	(5,457)			5,247					212	2
1GS131	Dr William '35 McLaughlin Hockey Sc	(5,296)			5,203					94	1
1GS132	Joan & Douglas Murphy Football Schl	(5,575)			5,575					14	14
1GS133	G 'Mike' Frigard '60 Athletic Schol	(1,479)			1,479					4	4
1GS134	Col John Howard Blewett Scholarship	(2,939)			2,850					91	2
1GS136	Donna Lynne '74 Scholarship Fund				1,271					3,852	5,123
1GS137	Paul E. Berton Scholarship Fund	(1,000)			2,487					10,833	12,320
1GS138	Franklin Taylor '52 Athletic Schol	(1,796)			1,796					8	8
1GS139	Franklin Taylor '52 Athletic Schol	(1,796)			1,796					5	5

UNIVERSITY OF NEW HAMPSHIRE DURHAM
DETAILED SCHEDULE OF REVENUES, EXPENSES, AND TRANSFERS
FOR THE YEAR ENDED JUNE 30, 2020

Fund	Fund Title	Net Student Tuition	Grant Revenue¹	Auxiliary Revenue	Appropriations & Other Revenue	Employee Compensation	Supplies and Services	Other Expenses	Transfers In/(Out)	Beginning Fund Balance 06/30/2019	Ending Fund Balance 06/30/2020
1GS140	Franklin Taylor '52 Athletic Schol	(2,476)			1,796					682	2
1GS141	William F. Degan Jr. Football Schol	(1,511)			1,511					16	16
1GS142	Wildcat Fan Gratitude Fund	(2,570)			2,570					7	7
1GS143	UNH Nordic Ski Team Scholarship	(500)			2,344					11,704	13,548
1GS144	Bertsch Family Scholarship Fund	(5,768)			5,767					15	14
1GS145	John & Catherine Goegel Scholarship	(4,415)			4,415					11	11
1GS146	Jim & Julie Hatch Basketball Schol.	(1,735)			1,735					45	45
1GS147	David M. Paul Family Scholarship	(2,650)			2,650					11	11
1GS148	Men's Soccer Need-Based Scholarship	(5,000)								15,000	10,000
1GS149	Barbara B. Peyser '50 Athletic Scho	(44,080)			12,794					41,294	10,008
1GS150	UNH Women's Lacrosse Scholarship	(5,000)			5,372					640	1,012
1GS151	Otis Family Athletic Scholarship	(2,861)			2,851					11	1
1GS152	Garron '84 Football Diversity Schol	(1,466)			1,466					5	5
1GS153	Norris Browne 55 Football Scholrshp	(2,206)			2,206					9	9
1GS154	UNH Wildcat Hockey Alumni Scholars.	(3,327)			3,327					73	73
1GS155	K & R Sandler Athletic Scholarship	(5,258)			2,235					3,050	27
1GS156	Service Credit Union Wildcat Schol.	(2,191)			2,191					10	10
1GS157	Fitzgerald & Gross Academic Excell.	(2,133)			2,133					9	9
1GS158	Tim Churchard '65 Athletic Scholars	(1,337)			1,337					4	4
1GS159	John Smith '50 Endowed Fund-Hockey	(17,273)			17,273					43	43
1GS160	Matthew J. Witkos '89 Soccer Schol.	(1,509)			1,509					5	5
1GS161	Stuart Cohen UNH Hockey Enhancement	(471)								471	-
1GS162	Robert S. Blood '78 Athletic Schol.	(4,549)			2,143					2,406	-
1GS164	Saunders '49 Athletic Scholarship	(2,250)			2,249					9	8
1GS165	Cross Country Book Scholarship Fund	(280)					(87)			367	-
1GS166	UNH Swimming & Diving Endowed Fund	(2,114)			2,114					6	6
1GS167	Tom Smart '70 Athletic Scholarship	(6,566)			2,158					4,409	1
1GS168	Biggleston Women's Athletics Schol.	(1,108)			1,108					4	4
1GS169	Bill & Hazel Pizzano Football Schol	(23,359)			23,359					1	1
1GS170	Cory L. Schwartz '82 Ski Team Endow	(500)			1,590					1,651	2,741
1GS171	Raymond Donnelly Jr Athletic Schol.	(2,018)			2,018					6	6
1GS172	Stockbridge - Kast Scholarship Fund	(1,349)			1,283					66	-
1GS173	Bob Lamothe '60 Family Scholarship	(104)			104					4	4
1GS174	Beaulieu '75 Athletic Scholarship	(1,431)			1,326					107	2
1GS175	Forkey - Lundholm Athletic Scholars	(175)			175					3	3
1GS176	Victory Fund						(1,601)		(35,453)	57,731	20,677
1GS177	Linda Hall '62 Women's Alpine Fund	(2,000)			3,017					3,053	4,070
1GS178	Megan E. Scanlon '13 Athl Schlarshp	(2,251)			2,251					7	7
1GS179	Brownell Family Athletic Scholarship	(3,004)			3,004					8	8
1GS180	NCAA Special One-Time Distribution	(13,640)				(94,680)	(33,114)			141,468	34
1GS181	Chandler Family Athletic Scholarship				(20,000)				10,425	10,000	425
1GS182	BGen Seay '68 Athletics Scholarship	(2,036)			2,036					1	1
1GS183	Skelley '52 Family Athletic Schol.	(353)			2,440					1,815	3,902
1GS184	Clevend "Howie" Howard III Scholars	(2,193)			2,193					-	-
1GS185	Student Athlete Excellence Fund				54,105		(16)			156,662	210,751
1GS186	Richard Umile 72 Hockey Scholarship	(2,266)			2,266					-	-
1GS187	Athletics Equipment Room				75				63	193	331
1GS188	Wildcat Fueling Station				500					100	600
1GT002	Facilities Chair Fund									230	230
1GT003	Coe-Hall Fund				8,522					8,429	16,951
1GU001	Winfred E Chesley Fund				772					7	779
1GU002	Concord Chapter Alumni Scholar				490					479	969
1GU008	Alvin R Ingram Fellowship	(341)			323					18	-
1GU009	Marcia McCann Scholarship				1,254					12,152	13,406
1GU010	Petmezas Scholarship				4,125					84,356	88,481

UNIVERSITY OF NEW HAMPSHIRE DURHAM
DETAILED SCHEDULE OF REVENUES, EXPENSES, AND TRANSFERS
FOR THE YEAR ENDED JUNE 30, 2020

Fund	Fund Title	Net Student Tuition	Grant Revenue¹	Auxiliary Revenue	Appropriations & Other Revenue	Employee Compensation	Supplies and Services	Other Expenses	Transfers In/(Out)	Beginning Fund Balance 06/30/2019	Ending Fund Balance 06/30/2020
1GU012	Counseling Program Scholarship				150					870	1,020
1GU015	Graduate School Scholarships				25					10,311	10,336
1GU016	UNH Graduate Fellowship Fund				4,660					8,373	13,033
1GU017	Winnie R Allen Scholarship	(45,600)			45,935				1	336	
1GU018	Abbiati Memorial Scholarship	(1,150)			1,020				301	171	
1GU019	Forrest Eugene Adams Memorial				447				439	886	
1GU020	Alpha Tau Omega - Albert A Bro				586				575	1,161	
1GU021	Governor John H Bartlett Fund				971				3	974	
1GU022	Frank Booma Memorial Scholarship				346				44	390	
1GU023	The Bunny Bryant Class of 1927	(9,500)			3,939				6,703	1,142	
1GU024	Louis P Bourgoin Scholarship				288				283	571	
1GU025	Harvey L Boutwell Scholarship				481				472	953	
1GU026	Edmund L Brigham Scholarship	(800)			812				7	19	
1GU027	O B Brown Scholarship Fund				777				2	779	
1GU028	Edna O Brown Scholarship	(3,000)			3,322				260	582	
1GU029	Cartlands of Lee Scholarship	(1,400)			1,111				1,237	948	
1GU030	James R. Carter Memorial Schola	(1,900)			1,960				3	63	
1GU031	Frank B Clark Fund				1,767				20,920	22,687	
1GU032	Stephen Decesare Memorial Schol				694				681	1,375	
1GU033	Class of 1898 Scholarship	(31,950)			31,995				4	49	
1GU034	Ben & Zelma Dorson Endowed Sch	(8,900)			8,902				37	39	
1GU035	Class of 1916 Scholarship				504				45	549	
1GU036	Class of 1925 Wm. S Sayward F Endow	(6,080)			6,083				19	22	
1GU037	Class of 1928 Scholarship	(12,650)			12,073				598	21	
1GU038	Class of 1922 Scholarship	(5,015)			5,006				13	4	
1GU039	Class of 1931 Alumni Memorial	(6,000)			6,710				585	1,295	
1GU040	Bank Meridian Scholarship	(17,750)			2,265				43,709	28,224	
1GU041	Class of 1938 Memorial Scholar	(2,100)			1,445				1,418	763	
1GU042	Clarence E Clement Scholarship				197				3	200	
1GU043	Corrine H Coburn Fund	(3,200)			1,628				1,598	26	
1GU044	Katharine Demeritt Memorial Sc				567				7	574	
1GU045	Melbourne W. Cummings Endowed	(87,425)			87,503				23	101	
1GU046	Paul Edward Corriveau Memorial				481				122	603	
1GU048	Currier Fisher Scholarship Fund	(2,800)			1,431				1,404	35	
1GU049	G Harris Daggett Memorial Schol	(1,550)			1,354				579	383	
1GU050	Alexander DanOff Endowed Schol				1,118				598	1,716	
1GU051	Robert L Deming Scholarship Fund				395				387	782	
1GU052	Kenneth E Denham Memorial Schol	(450)			451				3	4	
1GU053	Harry W Evans Scholarship				863				7	870	
1GU054	Sylvester M Foster Fund				169				6	175	
1GU055	Fred Englehart Scholarship Fun	(6,925)			6,888				110	73	
1GU056	Adelaide M Gooding Fund	(5,380)			5,382				2	4	
1GU057	John W Haines Scholarship				417				409	826	
1GU058	Willis DF Hayden Scholarship	(1,500)			772				757	29	
1GU059	Helen E Hayes Scholarship Fund	(1,282)			2,171				-	889	
1GU060	Henderson Memorial Scholarship	(1,050)			998				60	8	
1GU061	Larry Hogan Scholarship Fund	(11,900)			11,951				28	79	
1GU062	Hennessey Scholarship	(1,300)			1,283				49	32	
1GU063	Dorice & Richard Horan Scholarship	(1,950)			1,957				-	7	
1GU064	Edgar C Hirst Scholarship Fund	(2,200)			2,180				39	19	
1GU065	H A Holbrook Scholarship	(1,350)			1,395				1	46	
1GU066	Michael J and Nellie M Houriha	(3,450)			3,449				5	4	
1GU067	Cyril Thomas Hunt Memorial Schol	(1,650)			1,088				568	6	
1GU068	John S Holland Memorial Schol	(2,850)			836				2,042	28	
1GU069	Miriam Jackson Memorial Schol				1,753				5	1,758	

UNIVERSITY OF NEW HAMPSHIRE DURHAM
DETAILED SCHEDULE OF REVENUES, EXPENSES, AND TRANSFERS
FOR THE YEAR ENDED JUNE 30, 2020

Fund	Fund Title	Net Student Tuition	Grant Revenue¹	Auxiliary Revenue	Appropriations & Other Revenue	Employee Compensation	Supplies and Services	Other Expenses	Transfers In/(Out)	Beginning Fund Balance 06/30/2019	Ending Fund Balance 06/30/2020
1GU071	Lillian Johnson Scholarship	(34,075)			33,744					515	184
1GU072	Richard Bruce Johnston Scholar				412					404	816
1GU073	Elizabeth Jones Class of 1922	(28,650)			30,928					4,834	7,112
1GU074	Ilmari Kainu Memorial Scholars	(10,450)			10,603					30	183
1GU075	Hannaford Bros. Endowed Schol	(545)			553					3	11
1GU076	Donald Whitney Libby Memorial				536					106	642
1GU077	Mildred B Lionstone Scholarship				188					184	372
1GU078	Janet Clark '42 Memorial Endow	(2,350)			2,229					2,187	2,066
1GU079	Nancy E Lougee Memorial Schol	(1,700)			868					853	21
1GU080	Harry Macleod Memorial Schol	(195)			413					1	219
1GU081	Berry-Mattoon Fund	(4,660)			4,658					6	4
1GU082	J Herbert Marceau Scholarship	(1,465)			1,690					8	233
1GU083	Philip M Marston Scholarship				551					234	785
1GU084	McLane Family Endowed Scholarship				337					331	668
1GU085	Howard E Mclane Memorial Schol	(2,200)			2,208					3	11
1GU086	Jw Mcconnell Scholarship Fund	(1,500)			1,999					5	504
1GU087	Elinor Metcalf Scholarship				587					9	596
1GU088	E Roger Montgomery Memorial Schol				497					8	505
1GU089	Mortarboard Scholarship				285					125	410
1GU090	Maurice E Herbonne Scholarship				209					206	415
1GU091	Barbara King Newman Scholarship	(1,900)			1,924					3	27
1GU092	NH Branch National Civic Fed	(165)			185					2	22
1GU093	The Ordway Fund				348					17	365
1GU094	Albert N Otis Scholarship Fund	(4,640)			4,639					2	1
1GU095	George Downes Parnell Memorial				296					10	306
1GU096	Nettie M & Charles Parker Mem				132					129	261
1GU097	Isabel Paul Scholarships	(8,300)			8,434					327	461
1GU098	Robert G Perrault Memorial Schol	(1,450)			1,451					9	10
1GU099	Luella Pettee Fund				318					2	320
1GU100	Physical Plant O & M Public Sa	(1,080)			1,042					41	3
1GU101	Rosencrans W Pillsbury				84					83	167
1GU102	Phi Mu Delta Scholarship Fund				6,522					1	6,523
1GU103	Barbara Russell	(1,730)			1,731					9	10
1GU104	Frank Randall Scholarship Fund	(20,825)			20,798					29	2
1GU105	Alfred Ernest Richards Scholar	(1,800)			843					1,233	276
1GU106	Lena Snow Sargent Scholarship	(7,300)			7,595					609	904
1GU107	Charles H Sanders Fund				506					7	513
1GU108	Walter N Shipley Fund				337					31	368
1GU110	Mary F Simpson Scholarship Fun	(10,800)			11,334					22	556
1GU111	J Guy Smart Scholarship Fund	(14,063)			19,746					928	6,611
1GU112	Roderick W Smith Scholarship				169					166	335
1GU114	Frederick Smyth Book Fund				348					-	348
1GU115	E.F. & M.M. Cutts 1916 Scholar	(7,200)			8,109					56	965
1GU116	Victor & Mabel Smith Scholarship				576					5	581
1GU117	Paul Spilios Memorial Fund				224					214	438
1GU118	William C. + Doris E. Sterling				2,356					312	2,668
1GU119	Charles Stillings Fund	(25,000)			25,002					74	76
1GU120	Fred Weare Stone Memorial	(32,100)			32,166					10	76
1GU121	Colonel Samuel J Sutherland Sc				331					324	655
1GU122	Corinne Trippetti Art Scholars	(1,650)			1,657					26	33
1GU123	Alberta Curry Virgil Memorial	(4,585)			2,315					2,272	2
1GU124	Theron A Thorp Memorial Schol	(1,600)			1,410					233	43
1GU125	James A Wellman Memorial Schol	(4,200)			4,217					9	26
1GU126	Earle A Welch Scholarship	(785)			777					12	4
1GU127	Bertha I Norton	(1,650)			1,658					27	35

UNIVERSITY OF NEW HAMPSHIRE DURHAM
DETAILED SCHEDULE OF REVENUES, EXPENSES, AND TRANSFERS
FOR THE YEAR ENDED JUNE 30, 2020

Fund	Fund Title	Net Student Tuition	Grant Revenue¹	Auxiliary Revenue	Appropriations & Other Revenue	Employee Compensation	Supplies and Services	Other Expenses	Transfers In/(Out)	Beginning Fund Balance 06/30/2019	Ending Fund Balance 06/30/2020
1GU128	George T. Gilman Fund For Inte	(3,250)			3,310					8	68
1GU129	The Blanche Dimond White and G				275					-	275
1GU130	Avrum Gudelsky Endowed Schol	(4,950)			3,140					4,281	2,471
1GU131	Charles H Wiggin Scholarship	(2,650)			1,937					1,595	882
1GU132	Walter M Wiggin Scholarship	(840)			843					3	6
1GU134	John G. Winant Memorial Schol	(2,000)			16,821					14,800	29,621
1GU135	George H Williams Fund	(1,750)			1,785					2	37
1GU136	George P. Wood Shoals Marine L	(29,289)			19,420					33,461	23,592
1GU137	Austin Nickerson Memorial Fund	(3,450)			3,457					3	10
1GU138	Gladys Wheeler Simeroth Endow	(550)			984					6	440
1GU139	William H Yale Scholarship Fund	(11,550)			11,511					206	167
1GU140	Paul M. Barlow Memorial Prize	(250)			353		(200)			6,299	6,202
1GU141	Lt Albert A Charait Fund	(200)			169					413	382
1GU142	Class of 1899 Prize				141					-	141
1GU144	Helen Duncan Jones Prize				210					-	210
1GU145	Mr & Mrs S Morris Locke Prize				530					2,916	3,446
1GU146	Mask And Dagger Achievement Award	(1,000)			837					1,277	1,114
1GU147	Erskine Mason Memorial Prize				137					-	137
1GU148	Leonard P Novak Memorial Award				914					39	953
1GU149	Richard J. Shea Memorial Award	(400)			302					555	457
1GU150	Smyth Memorial Prize				442					434	876
1GU151	Anna Zornio Memorial Fund				426					741	1,167
1GU152	Raymond E Bassett Memorial Pri	(50)			62					1	13
1GU155	Class of 1948 Trust Fund	(2,900)			572					2,376	48
1GU156	Carol Korzeniewski Endowed Fun	(650)			651					8	9
1GU157	Dietrich Memorial Cup Fund	(1,000)			23					979	2
1GU158	The Ben Bronstein Endowed Schol	(1,700)			984					760	44
1GU160	Fuller Foundation Endowed Fund	(1,000)			1,017					3,953	3,970
1GU161	Sam Rosen Endowment Scholarship	(650)			689					107	146
1GU162	General Melvin Zais Endowed Schol				1,409					-	1,409
1GU163	The Frances Kling 1920 Schol	(910)			867					51	8
1GU164	Arthur E Clapp Memorial Schol	(700)			664					52	16
1GU165	S Judson Dunaway Fund	(3,250)			3,272					11	33
1GU167	American Hotel Foundation Schol	(2,900)								2,902	2
1GU168	Peter Lino Barili Mem Schol				2,576					12,790	15,366
1GU169	Gertrude Phelps Carlson Memorial	(1,150)			755					436	41
1GU172	W T Grant Scholarship	(1,240)			1,233					10	3
1GU181	Governor Wesley Powell Scholar	(1,000)			1,347					2	349
1GU192	Scholarships	(87,075)			69,415				2,336	36,418	21,094
1GU199	Scholarships	(5,850)			3,986					1,961	97
1GU201	Peter & Francis Martin	(7,750)			7,757					12	19
1GU202	Granger Scholarship Endow	(5,000)			5,012					18	30
1GU203	Class 33 End For Honors	(6,000)			6,537					915	1,452
1GU207	Martha Hopkins Award	(1,800)			1,114					46,998	46,312
1GU209	Paul A Cote Scholarship	(7,540)			7,516					26	2
1GU210	Penney Family Scholarship	(1,850)			1,844					10	4
1GU211	Honors Research Support Fund									113	113
1GU213	Class of 51 Endow Schol	(8,500)			8,208					314	22
1GU214	Ruth Cheney Streeter Schol Fnd	(1,064)			1,063					3	2
1GU215	Col John & Helena Ayotte	(18,195)			18,194					5	4
1GU216	Temple Beth Israel Scholarship	(3,240)			3,141					106	7
1GU217	Ruth Taber Morrell Scholar	(16,900)			15,325					1,606	31
1GU218	Bernice Gray Hanhisalo Art Sch	(1,450)			813				3,318	1,865	4,546
1GU219	Mcinch Foundation Scholarship				1,810					8	1,818
1GU220	CEPS Engineering Scholarship	(7,800)			7,851					11	62

UNIVERSITY OF NEW HAMPSHIRE DURHAM
DETAILED SCHEDULE OF REVENUES, EXPENSES, AND TRANSFERS
FOR THE YEAR ENDED JUNE 30, 2020

Fund	Fund Title	Net Student Tuition	Grant Revenue¹	Auxiliary Revenue	Appropriations & Other Revenue	Employee Compensation	Supplies and Services	Other Expenses	Transfers In/(Out)	Beginning Fund Balance 06/30/2019	Ending Fund Balance 06/30/2020
1GU221	Norma V And John W Spaven	(6,000)			6,628					504	1,132
1GU222	Forrest S Smith Fund	(39,325)			39,305					23	3
1GU223	Christopher F Weinheimer Schol	(2,000)			2,000					3,250	3,250
1GU226	Seron Bailey Hotel Admin Schol	(8,000)			6,636					8,353	6,989
1GU227	Lola M Preston Endowed Scholar	(2,750)			2,806					4	60
1GU230	Multiculture Recruitment Fund	(800)								812	12
1GU231	Class of 1944 Endowed Scholar	(3,100)			3,125					7	32
1GU232	Elizabeth Murdoch Fisher 29 Sc	(4,185)			4,185					2	2
1GU233	Class of 1961 Endowed Scholars	(6,300)			6,323					17	40
1GU235	William Law Scholarship Fund	(2,350)			2,321					56	27
1GU240	Peterson Carsey Minority Schol	(6,400)			6,396					37	33
1GU241	Ruth Woodruff Scholarship Fund	(2,390)			2,006					384	-
1GU242	Austin & Winona Hubbard Schol	(171,311)			172,007					5	701
1GU244	Class of 1950 Endowed Schol	(22,100)			21,409					725	34
1GU245	University Community Scholars	(5,500)			5,608					32	140
1GU246	Hutchins Family Fund Scholarship	(1,860)			1,862					2	4
1GU247	Ingeborg Lock Endowed Scholar	(3,200)			2,170					1,096	66
1GU248	Marvin A Levins Scholarship	(4,000)			4,199					131	330
1GU249	Class of 1948 Scholarship Fund	(7,900)			7,995					1,132	1,227
1GU250	Kate Harvey Burns Scholarship	(32,550)			32,246					346	42
1GU251	1929 Lewis Stark Scholarship	(1,000)			1,091					679	770
1GU252	Ralph & Aline Parker Endowment				887					79	966
1GU253	George Bergeron Scholarship	(10,100)			10,128					1,340	1,368
1GU254	Paul Caswell & Family Fund	(12,660)			12,725					35	100
1GU255	Brownell Family Scholarship	(11,100)			10,887					242	29
1GU256	Next Horizon Scholarship Fund	(6,400)			6,433					8	41
1GU257	Minigan Family Scholarship	(2,240)			1,906					342	8
1GU258	Robert & Bertha Laplante Schol	(1,850)			1,849					9	8
1GU259	Beverly Hoover Scholarship Fund	(5,140)			5,147					1	8
1GU260	Norman Gagnon Scholarship Fund	(3,000)			2,586					451	37
1GU261	Class of 1960 Scholarship Fund	(7,400)			6,637					768	5
1GU262	Tyco Scholars Fund	(93,690)			110,969					27,876	45,155
1GU263	Dean C Smith Whittemore Scholarship	(890)			905					-	15
1GU265	Robert & Linda Spear Scholarship	(4,500)			4,505					2,307	2,312
1GU266	Michael Berry Scholarship Fund	(3,900)			3,907					4	11
1GU267	Joseph Zock Liberal Arts Scholarshp	(3,850)			4,526					1,280	1,956
1GU268	Gullotti MBA Scholarship Fund	(3,000)			2,918					86	4
1GU269	Tracy Family Scholarship Fund	(2,840)			1,431					1,415	6
1GU270	Ernest Easter Scholarship Fund	(7,750)			7,742					48	40
1GU272	Edmund Miller Scholarship Fund	(5,500)			5,542					3	45
1GU273	Kyle Frey Endowed Scholarship	(5,000)			5,059					3	62
1GU274	Dean C Smith Thompson Schol				948					5	953
1GU275	Mid-Atlantic Chapters Schlrshp	(2,100)			2,066					43	9
1GU276	Levine/Benson Technology Schol	(6,900)			6,931					4	35
1GU277	Nassikas Scholarship Fund	(5,615)			5,591					29	5
1GU278	Class of 1953 Endowed Scholarship	(14,550)			13,892					708	50
1GU279	The Joy Student Scholarship Fund	(59,225)			59,049					199	23
1GU280	Granite State Scholars Endow PO	(77,940)			77,944					2	6
1GU282	Maurice C Paige Scholarship Fund	(2,750)			2,775					3	28
1GU284	John & Katharyn Williams Scholarshi	(3,300)			1,675					1,658	33
1GU286	Hanson Endowed Scholarship Fund	(130,627)			98,593					183,867	151,833
1GU287	Arthur H Carter	(22,000)			22,169					6	175
1GU290	Heath "Grumblenot" Scholarship Fund	(2,300)			1,542					763	5
1GU291	Pickett Family Scholarship Fund	(42,150)			29,393					19,131	6,374
1GU292	James H Trainor Memorial Scholarshp	(3,300)			3,318					7	25

UNIVERSITY OF NEW HAMPSHIRE DURHAM
DETAILED SCHEDULE OF REVENUES, EXPENSES, AND TRANSFERS
FOR THE YEAR ENDED JUNE 30, 2020

Fund	Fund Title	Net Student Tuition	Grant Revenue¹	Auxiliary Revenue	Appropriations & Other Revenue	Employee Compensation	Supplies and Services	Other Expenses	Transfers In/(Out)	Beginning Fund Balance 06/30/2019	Ending Fund Balance 06/30/2020
1GU293	Gray-White-Shields Scholarship Fund	(104,390)			104,361					47	18
1GU294	Class of 1956 Endowed Scholarship	(7,380)			7,459					1	80
1GU296	Unique Endowment Allocation Plan	(1,313,270)			1,313,270					10	10
1GU297	McCaffrey Endowed Scholarship Fund	(4,900)			4,947					2	49
1GU298	William Sanderson Endowed Scholarsh	(1,375)			1,375					-	-
1GU299	Terragni Family Scholarship Fund	(2,600)			2,610					-	10
1GU300	Wyman Endowed Scholarship Fund	(6,234)			6,027					211	4
1GU301	Class of 1957 Endowed Scholarship	(15,326)			15,340					11	25
1GU302	Ormond A Roberts Scholarship Fund	(3,900)			3,886					14	-
1GU303	Weglarz Memorial Scholarship Fund	(3,100)			3,112					8	20
1GU305	Libbey '79 Fund-Science Diversity	(9,150)			9,039					121	10
1GU306	Roger Bougie '56 Scholarship Fund	(7,860)			7,823					37	-
1GU307	Rydin Family Scholarship Fund	(5,000)			5,015					48	63
1GU308	UNH Rollinsford Area Scholarship	(7,880)			13,710					7,921	13,751
1GU309	Selma Naccach-Hoff Schol-Liberal Ar	(4,000)			1,545					2,528	73
1GU310	Takeuchi '48 & Rantala '44	(3,250)			3,243					7	-
1GU311	Edith M Blake Scholarship Fund	(19,800)			19,825					6	31
1GU312	Paul Shea '51 Memorial Scholarship	(1,000)			1,073					175	248
1GU313	Harvey & Carmen Bergeron Scholarship	(4,850)			3,862					1,000	12
1GU314	William Heywood '60 Endowed Schol	(3,900)			2,015					1,908	23
1GU315	Fred J Bennett '54	(4,450)			3,053					1,431	34
1GU317	70's Decade Alumni Scholarship Fund	(2,250)			2,071					198	19
1GU318	Claycomb '75 Environmental Sciences				2,598					9	2,607
1GU319	Class of 1958 Endowed Scholarship	(4,540)			4,547					-	7
1GU320	Andrew Janetos Scholarship Endowmnt				1,032					1,021	2,053
1GU322	Ambrose Occupational Therapy Schol	(5,200)			5,046					174	20
1GU323	UNH Nursing Alumni Scholarship	(1,000)			1,053					1,045	1,098
1GU324	Muriel Weissman Student Scholarship	(25,100)			24,995					120	15
1GU325	Christopher Arre MSW Scholarship	(1,000)								8,916	7,916
1GU327	UNH Foreign Language Scholarship	(4,200)			4,196					918	914
1GU328	UNH Engineering Scholarship	(4,100)			4,136					2	38
1GU329	John '54 & Anne '56 Boehle Scholrsh	(1,680)			1,677					8	5
1GU330	J Todd Minor '76 Schol/Life Science	(2,650)			2,678					1	29
1GU331	PB Allen '58 Tau Kappa Epsilon Scho	(10,000)			11,486					29,645	31,131
1GU332	Claire & Henry Grady	(2,300)			2,286					61	47
1GU333	Northeast Passage Athletic Excellen				2,080					1,296	3,376
1GU335	Jay McSharry '90 Diversity Schlrshp	(2,750)			2,759					1	10
1GU336	Hannaway '58 Scholarship Fund	(3,500)			2,643					932	75
1GU337	Robert & Tina Dudley Scholarship Fn	(3,000)			1,258					2,005	263
1GU338	Verne & Kay Brown Elec & Comp Scho	(3,400)			2,594					2,105	1,299
1GU339	Stephany M Lavallee Nursing Schol	(5,000)			3,322					2,220	542
1GU340	Occupational Therapy Scholarship				250					7,705	7,955
1GU341	Walter A. Calderwood Jr. '34 Schol.	(2,080)			2,080					7	7
1GU342	T. Ralph & Isabelle Meyers Fund	(1,200)			1,229					7	36
1GU343	UNH Foundation Scholarship	(2,450)			2,442					15	7
1GU344	Patricia M. Flowers '45 Scholarship	(9,200)			9,215					14	29
1GU345	Muriel M. Barr Nursing Scholarship	(8,100)			8,166					76	142
1GU346	Alice Freeman Reed Scholarship Fund	(2,050)			2,015					44	9
1GU348	Jane & Lincoln Colby Scholarship	(4,500)			4,481					31	12
1GU349	Kerry Duncan Forbes Scholarship	(3,350)			1,708					1,668	26
1GU351	Steelman Athletics Scholarship Fund	(1,375)			1,475					102	202
1GU352	Paul & Ann Stewart Memorial Schol.	(2,500)			2,533					9	42
1GU353	Doug & Stella Scamman Scholarship	(1,850)			1,245					617	12
1GU354	James Page & Amy Sherman Endowment	(1,480)			1,482					2	4
1GU355	Edward J. Flynn Scholarship Fund	(3,585)			3,588					-	3

UNIVERSITY OF NEW HAMPSHIRE DURHAM
DETAILED SCHEDULE OF REVENUES, EXPENSES, AND TRANSFERS
FOR THE YEAR ENDED JUNE 30, 2020

Fund	Fund Title	Net Student Tuition	Grant Revenue¹	Auxiliary Revenue	Appropriations & Other Revenue	Employee Compensation	Supplies and Services	Other Expenses	Transfers In/(Out)	Beginning Fund Balance 06/30/2019	Ending Fund Balance 06/30/2020
1GU356	Gay Brookes '61 Scholarship Fund	(2,800)			2,606					223	29
1GU357	The Patrick Family Scholarship Fund	(1,500)			1,534					3	37
1GU358	John D. DuRie Family Scholarship	(3,000)			1,511					1,494	5
1GU359	The Zissi Family Scholarship Fund	(2,300)			2,296					4	-
1GU360	A. Storace, DMD Family Scholarship	(1,650)			1,672					5	27
1GU361	Hitchiner Manufacturing Scholarship	(2,600)			2,591					20	11
1GU362	Dupont Family Scholarship Fund	(1,200)			1,223					2	25
1GU363	Deborah Ann Lada '78 Scholarship	(2,350)			2,354					3	7
1GU364	Martha R. Stebbins Scholarship Fund	(2,800)			2,795					23	18
1GU365	Thomas E. Callahan '62 Family Fund	(1,200)			1,236					6	42
1GU366	Virginia F. Small Scholarship Fund	(2,390)			2,359					33	2
1GU367	Cheryl Dickson '63 Athletics Schol.	(1,233)			1,233					-	-
1GU368	The Carver Scholarship Fund	(2,516)			2,294					222	-
1GU369	K. McKinnon '62 Athletics Schol.				1,306					1,284	2,590
1GU370	Michael Riley Memorial Scholarship	(2,000)			1,351					706	57
1GU371	M. Christine Dwyer '72G Scholarship	(3,370)			2,666					705	1
1GU372	Todd W. Hansen '86 Memorial Schol.	(3,250)			2,179					1,097	26
1GU373	J. Morgan & Tara Rutman Scholarship	(2,450)			1,234					1,220	4
1GU374	Harry A. Schult Scholarship Fund	(2,890)			2,898					2	10
1GU375	Bradley & Judith Aiken Scholarship	(1,200)			1,209					1	10
1GU376	Barbara Rose Noonan Scholarship	(1,140)			1,146					4	10
1GU377	Joseph L. Robinson Scholarship Fund				1,480					806	2,286
1GU378	Richard E. Galway '66 Scholarship	(1,200)			1,224					18	42
1GU379	Sharyn Zunz Scholarship Fund	(7,600)			5,350					6,172	3,922
1GU380	The Fund for New Hampshire Students	(114,200)			144,349				665	13,765	44,579
1GU381	Class of 1970 Scholarship Fund	(1,345)			1,344					1	-
1GU382	Lloyd & Beverley Jordan Scholarship	(7,825)			7,204					625	4
1GU383	Craig & Linda Rydin Scholarship	(94,750)			95,319					138,568	139,137
1GU384	'Navy' Labnon Hospitality Schol.	(19,500)			12,178					15,712	8,390
1GU385	Richard & Carol Trombly Scholarshp	(1,250)			1,250					6	6
1GU386	Iola & Leslie Hubbard Scholarship	(8,600)			8,622					14	36
1GU387	Dr. Filson H Glanz Scholarship-CEPS	(2,622)			2,515					623	516
1GU388	Cl' of '64 Endowed Scholarship Fund	(7,400)			7,396					4	-
1GU391	Eugene A. Savage Scholarship Fund	(2,900)			1,519					1,441	60
1GU392	McDevitt Family Scholarship Fund	(3,525)			2,098					1,449	22
1GU393	Judith Anne Hill '48 Scholarship	(2,520)			2,515					8	3
1GU394	Class of 1962 Student Enrichment	(2,638)			2,637					2	1
1GU395	Class of 1963 Scholarship Fund	(3,750)			4,084					707	1,041
1GU396	Joseph & Susan Garofoli Scholarship	(4,400)			4,482					33	115
1GU397	UNH Student Impact Scholarship Fund	(15,000)			22,500					5,000	12,500
1GU398	Charron Class of 1964 Scholarship	(4,580)			2,203					2,379	2
1GU399	Jeannette & Cedric Ruitter Scholarsh	(5,000)			4,385					787	172
1GU400	Charles & Miriam Nelson Scholarship	(8,100)			8,078					26	4
1GU401	Carl Sherman Batchelder Scholarship	(11,950)			11,950					1	1
1GU402	Matthew J. Witkos '89 Scholarship	(2,050)			1,509					692	151
1GU403	Henry & Estelle Hunt Scholarship	(4,670)			2,349					2,323	2
1GU404	Ernest J Clarke '59 Art Scholarship	(8,100)			7,769					334	3
1GU405	The Clark Family Scholarship Fund	(2,190)			2,188					8	6
1GU407	Staff Sgt Ryan Pitts '13 Sclarship	(1,500)			3,199					2,960	4,659
1GU408	Scholarships for Female Students				4,089,837				(3,926,243)	-	163,594
1GU409	Robart 73 & Shanahan 74 Scholarship	(3,230)			3,230					4	4
1GU410	Gorman Family Scholarship Fund	(8,600)			8,662					18	80
1GU411	Barbara & Irving Wood Scholarship	(7,250)			7,266					8	24
1GU412	Ellis-Armstrong Family Scholarshhip	(2,430)			2,407					31	8
1GU413	Hitchiner Mfg Schol. for Business	(2,500)			2,502					20	22

UNIVERSITY OF NEW HAMPSHIRE DURHAM
DETAILED SCHEDULE OF REVENUES, EXPENSES, AND TRANSFERS
FOR THE YEAR ENDED JUNE 30, 2020

Fund	Fund Title	Net Student Tuition	Grant Revenue¹	Auxiliary Revenue	Appropriations & Other Revenue	Employee Compensation	Supplies and Services	Other Expenses	Transfers In/(Out)	Beginning Fund Balance 06/30/2019	Ending Fund Balance 06/30/2020
1GU414	Pilot Scholarship Fund	(33,460)			33,456					13	9
1GU415	Angelo & Stewart Volpe Scholarship	(4,350)			4,353					5	8
1GU416	Bean Family Endowed Fund - Schol.	(2,200)			2,219					50	69
1GU417	Lynne & Michael Dougherty Scholrshp	(4,700)			4,693					8	1
1GU421	NH Veterans Family Scholarship Fund	(4,260)			4,253					9	2
1GU422	Clyde & Patricia Coolidge Scholars	(2,400)			2,378					30	8
1GU423	June C. Tanner Endowed Scholarship	(20,500)			20,568					2	70
1GU424	Connie Chung & Maury Povich Schol.	(4,360)			4,238					124	2
1GU425	George Guptill '28 Memorial Schol.	(4,430)			4,418					20	8
1GU426	Great East Scholarship Fund	(3,080)			1,740					1,342	2
1GU427	Governor's Success Scholarship	(16,470)			750					16,322	602
1GU428	Elizabeth Ward Scholarship Fund	(207,858)			120,093					120,888	33,123
1GU429	Susan H. McFarland '72 Scholarship	(4,268)			4,268					-	-
1GU430	Kent & Nancy Pieri Endowed Scholars	(2,100)			1,289					850	39
1GU431	James & Anne Twaddle Scholarship									1	1
1GU432	Leonard Seeche Family Scholarship	(1,580)			1,580					9	9
1GU433	Granite Guarantee	(4,600)			615					4,298	313
1GU435	Richard & Margot Oman Scholarship	(2,205)			2,211					7	13
1GU436	Hubbell Engineering Scholarship	(3,433)			3,425					8	-
1GU437	Stuart Eynon '49 Family Scholarship	(2,040)			2,036					13	9
1GU438	Erick Faul '00 Scholarship	(1,800)			2,332					5	537
1GU439	Elias Gordon '59 Scholarship	(5,300)			5,301					3	4
1GU440	PAUL -Stewart Family Scholarship	(1,250)			1,267					11	28
1GU441	COLSA - Stewart Family Scholarship	(2,450)			1,267					1,211	28
1GU442	Peter & Nancy French Scholarship	(1,230)			831					403	4
1GU443	Vickers Family Scholarship	(5,000)			10,000					-	5,000
1GU444	Martha Oakman Clinton 65 Arts Schol	(1,670)			1,673					5	8
1GU445	David Burton Schol for Mathematics	(3,240)			3,243					1	4
1GU446	Winfred Joslin Nichols '33 Scholars	(1,200)			839					405	44
1GU447	A. Basso & V. Luti Scholarship	(4,300)			4,302					-	2
1GU448	NH Governor's Scholarship Program									500	500
1GU449	Student Impact Scholarship-P Coffin	(2,500)								2,500	-
1GU450	Harold V. Jordan '49 Scholarship	(400)			408					-	8
1GU451	Student Impact Scholarship-J. Trepp									10,000	10,000
1GU452	Montrone Family Scholarship	(20,000)			20,000					-	-
1GU453	David Fine '80 Family Scholarship	(5,000)			7,500					-	2,500
1GW047	Dr Frederick Samuels Fund Diversity	(3,000)			1,511					4,988	3,499
1GX002	4-H Camp Scholarships				7,365		(47)			14,100	21,418
1GX003	Marine Docent Endowed Fund				22,510		(18,238)		135	48,642	53,049
1GX006	CE Gifts-Sea Grant&Water Res				580				370	4,583	5,533
1GX007	Community & Economic Development				331				24	138	493
1GX008	CE Gifts-Family Development									3,764	3,764
1GX009	Food & Agriculture Gift Fund				3,715	(1,912)	(1,050)			9,167	9,920
1GX010	NH 4-H Fdn & 4-H Youth Development				59,670	(1,063)	(83,496)		699	183,686	159,496
1GX011	CE Youth & Family Development				5,234		(1,017)		24	4,002	8,243
1GX012	CE Natural Resources Gift Fund				4,152	(11,475)	(1,505)		392	36,928	28,492
1GX014	4-H Sheep Program Fund									1,235	1,235
1GX015	Coos County 4-H Youth Dev Fund				538					3,492	4,030
1GX016	Ruth Kimball 4-H Endowed Fund				7,016		(5,975)			2,643	3,684
1GX017	Skoglung Endowed 4-H Fund				2,480		(1,288)			566	1,758
1GX018	Carl Hess 4-H Memorial Fund				2,778		(2,668)			696	806
1GX019	NH 4-H Milk Dealers Fund				1,368		(177)			2,415	3,606
1GX020	George D Kidder 4-H Fund				759		(1,400)			2,995	2,354
1GX021	Carroll T Stoddard 4-H Fund				624					5,645	6,269
1GX022	Tom Fairchild 4-H Dairy Fund				3,808		(4,000)			1,371	1,179

UNIVERSITY OF NEW HAMPSHIRE DURHAM
DETAILED SCHEDULE OF REVENUES, EXPENSES, AND TRANSFERS
FOR THE YEAR ENDED JUNE 30, 2020

Fund	Fund Title	Net Student Tuition	Grant Revenue¹	Auxiliary Revenue	Appropriations & Other Revenue	Employee Compensation	Supplies and Services	Other Expenses	Transfers In/(Out)	Beginning Fund Balance 06/30/2019	Ending Fund Balance 06/30/2020
1GX023	Pual Carbino 4-H Scholarship				159					1,219	1,378
1GX024	Lucile Poland 4-H Teen Conference				120					273	393
1GX025	NH 4-H Horse Program Fund				291					629	920
1GX026	NH 4-H Poultry Growers Fund				212		(2,691)			2,986	507
1GX027	Internat'l 4-H Youth Exchange				538		(1,571)			5,527	4,494
1GX028	NH 4-H Alliance Endowed Fund				1,270					960	2,230
1GX029	Anna Mosher Boardman 4-H Fund				1,543		(244)			2,005	3,304
1GX031	Grube Other Research				6,200	(4,986)	(2,622)			12,750	11,342
1GX033	Neal Other Research				300	(2,741)	(1,813)			16,901	12,647
1GX034	New England Agriculture Eng						(200)			752	552
1GX035	Heckel Ext Educator Fellowship				1,834		(1,195)			12,744	13,383
1GX036	Caswell Fund-Resrch Teaching Outrch				15,751	(2,227)				-	13,524
1GX037	Ruth Stimson Community Outreach Fnd				2,218					2,180	4,398
1GX038	Roy Foundation Conservation Fund					(19,388)				19,916	528
1GX040	Marshall 4-H Youth Opportunities Fn				1,455		(826)			1,847	2,476
1GX041	Dalrymple Community Outreach Fund				1,963	(1,800)	(78)			-	85
1GX042	Extension Volunteers in Conservatio									6,904	6,904
1GX043	Cooperative Extension Gift Fund				7,716		(1,333)		1,818	12,023	20,224
1GX044	Master Gardener Program Gift Fund				3,304		(555)			8,112	10,861
1GX045	PB Smith - Other Research									4,296	4,296
1GX046	William Spaulding Sea Grant Endowme				620		(578)			2,480	2,522
1GX047	CE Lakes Lay Monitoring				4,301				1,522	5,379	11,202
1GX048	4-H Camp Gifts				2,865					8,611	11,476
1GX049	4-H Urban Programming-Hillsborough									1,590	1,590
1GX050	William J Cowie 4-H Fund				47					1,805	1,852
1GX051	Saving Special Places Conference Fn					(7,797)				10,024	2,227
1GX052	Briggs NH Land & Water Education				13,967	(14,425)	(142)			36,947	36,347
1GX053	Greenhouse and Floriculture Gifts						(4,727)			15,885	11,158
1GX054	Pesticide safety Education Program				5,000		(1,208)			24,226	28,018
1GX055	CE Fund for Excellence				25					5,546	5,571
1GX056	Community Development Academy Fund						(25)			47	22
1GX057	4-H Healthy Living Fund									391	391
1GX058	Lakes Region Local Food Guide Gifts									1,125	1,125
1GX060	CE Stewardship Resource Center				550		(1,212)			9,805	9,143
1GX061	Pike Coop Ext Volunteer Leadership				2,278					120	2,398
1GX062	4-H Team CHAOS				3,463					9,734	13,197
1GX063	Tree Fruit Program									968	968
1GX064	Aquaculture Program									3,400	3,400
1GX066	UNH Nature Groupie				10,315	(4,387)	(1,238)		199	10,247	15,136
1GX067	Deans-Career & Professional Success				20,000	(12,631)	(397)			22,491	29,463
1GX068	NH Master Gardener Alumni Assoc.				8,949		(3,313)		1,467	13,801	20,904
1GX069	4-H InnovaTeen Program				6,000					6,000	12,000
1GX070	UNH Extension Coverts Project				2,112		(24)		935	3,953	6,976
1GX071	4-H Dairy Goat Program						(4,364)			5,000	636
1GX072	Coastal Research Volunteers						(521)			717	196
1GX073	Healthy Living Programs				2,060		(960)		224	5,621	6,945
1GX074	Richard George '65 Internships					(3,095)	(755)			45,723	41,873
1GZ000	Peter Paul Chair in Space Science				165,000	(165,000)				1	1
1GZ002	Climate Change Research Center									101	101
1GZ003	Iola Hubbard Climate Change Endowmt				97,476	(54,965)	(19,875)			9,418	32,054
1GZ005	Milton Bloomfield Fund				2,281					16,537	18,818
1GZ006	Huisking Foundation Gift Fund									1,500	1,500
1GZ009	Carbon Neutral New England 2020								(1)	1	-
1GZ010	LM RRS & Climate Change									4,940	4,940
1GZ011	Forest Watch Current Use									10,126	10,126

UNIVERSITY OF NEW HAMPSHIRE DURHAM
DETAILED SCHEDULE OF REVENUES, EXPENSES, AND TRANSFERS
FOR THE YEAR ENDED JUNE 30, 2020

Fund	Fund Title	Net Student Tuition	Grant Revenue¹	Auxiliary Revenue	Appropriations & Other Revenue	Employee Compensation	Supplies and Services	Other Expenses	Transfers In/(Out)	Beginning Fund Balance 06/30/2019	Ending Fund Balance 06/30/2020
1GZ012	SMI SCHOLARSHIPS				1,201					342	1,543
1GZ013	MAR SCIENCE SCHOLAR-BICKFORD								(1)	1	-
1GZ014	DR. MARJORIE A PARSONS FUND	(3,557)			1,791					1,766	-
1GZ015	DORIS CHILD RENEY ARMBRUST FUND				1,870					30,520	32,390
1GZ016	MARINE PROGRAM ENDOWMENT				919					18,825	19,744
1GZ017	SHOALS MARINE LAB ENDOWMENT				8,816					53,324	62,140
1GZ018	JEAN & CARMEN RAGONESE FUND				2,020	(265)				5,251	7,006
1GZ019	CLASS OF 1937 PROFESSORSHIP				10,328	(17,969)			(10,000)	60,699	43,058
1GZ020	SHOALS MARINE LAB GIFTS	(38,756)			263,413	(44,999)	(43,545)		2,779	172,945	311,837
1GZ021	JEL ANNUAL GIFTS				50					8,901	8,951
1GZ022	W P MOORE MAR SCI LECTURE									10,000	10,000
1GZ023	ROBERT & DORIS TUTTLE ENDOWED FUND	(16,500)			31,959		(10,750)			67,096	71,805
1GZ024	NEW HAMPSHIRE ESTUARIES PROJECT FUN					(4,163)	(1,063)			25,834	20,608
1GZ025	UNH MARINE PROGRAM GIFT FUND				8,351				708	27,847	36,906
1GZ026	C.F.JACKSON SCHOLARSHIP FUND	(3,950)			2,085					2,046	181
1GZ027	SPAULDING SHOALS LABORATORY ENDOW	(3,359)			1,689					1,670	-
1GZ028	SPAULDING JACKSON ESTUARINE LAB				1,689	(2,187)				3,350	2,852
1GZ029	Earth Watch Picture Post Network									130	130
1GZ031	CHASE '58 EXCELLENCE IN MARINE SCIE				2,269		(1,601)			1,889	2,557
1GZ032	ANDERSON FAMILY FUND-MARINE PROGRAM				1,092					3,794	4,886
1GZ033	PREP GIFT FUND					(5,340)	(19,906)			85,454	60,208
1GZ101	Center for Coastal Mapping (CCOM)									1,694	1,694
1GZ144	GEBCO Program Gift Fund				5,010					2,880	7,890
1GZ163	Rutman Shoals Marine Lab Scholars	(52,700)			55,000		(2,250)			325,890	325,940
1GZ164	Dalton Shoals Marine Lab Fund				10,000		(3,506)			16,752	23,246
1GZ165	Shoals Artist-in-Residence Program						(123)			140,914	140,791
1GZ166	SeaBASS-BioAcoustic Summer School									1,292	1,292
1GZ167	Art Borrer SML Scholarship				25,230					50,000	75,230
1GZ170	EOS Institute				4,126		(1,948)		557	1,436	4,171
1GZ172	Shoals Live						(32,203)		58,835	-	26,632
1GZH21	CMB FACULTY SUPPORT								(23,709)	23,709	-
1GZH35	CEPS FACULTY SUPPORT								(1)	1	-
1GZH36	SMSOE Faculty Support									5,365	5,365
1GZH40	RESEARCH VESSEL				1,000				150	4,879	6,029
1GZH45	MARINE BIOLOGY PROGRAM					(1,374)	(2,987)		15,000	24,773	35,412
1GZH46	OCEAN ENGINEERING PROGRAM						(6,248)		16,507	16,066	26,325
1GZH47	OCEANOGRAPHY PROGRAM						(5,301)		15,000	4,221	13,920
1GZH53	MARINE PROGRAM					(232,949)			261,848	27,710	56,609
1GZH74	HUBBARD SEA GRANT SUPPORT				1,200		(5,606)			6,738	2,332
1GZH76	CHASE OCEAN ENGINEERING LAB SUPPORT								(59)	59	-
1GZH78	SHOALS MARINE LAB SUPPORT									2,506	2,506
1GZH79	START UP FUNDS FOR J. PRINGLE								(1)	1	-
1GZH80	MP - RESEARCH & TRAVEL SPPT PAYOUT					(500)	(6,068)			17,068	10,500
1GZHUB	HUBBARD MARINE PROGRAM FUND				561,772	(12,206)	(3,539)		(283,139)	1,345,198	1,608,086
1GZSSC	Space Science Center Gift Fund								(86)	86	-
	TOTAL RESTRICTED GIFTS & ENDOWMENT INCOME	(9,924,048)	0	0	30,064,301	(6,732,836)	(4,896,675)	(560)	(5,737,240)	32,129,917	34,902,859
	<u>SPONSORED RESEARCH & PROGRAMS</u>										
110249	Nitrogen Synchrony		(12,752)				12,752			-	-
110257	USFS Demography & Ecosystems		2,607			(2,607)				-	-
110269	Sustaining Local Agriculture		53,312			(12,649)	(40,663)			-	-
110273	Frankia Signal Molecule		26,169			(3,686)	(22,483)			-	-
110274	UNH USDA NE Climate Hub		39,842			(25,506)	(14,336)			-	-
110275	Getting from here to there		35,050			(23,404)	(11,646)			-	-
110276	Field Office Grad & Undergrad		1,474			(1,474)				-	-

UNIVERSITY OF NEW HAMPSHIRE DURHAM
DETAILED SCHEDULE OF REVENUES, EXPENSES, AND TRANSFERS
FOR THE YEAR ENDED JUNE 30, 2020

Fund	Fund Title	Net Student Tuition	Grant Revenue¹	Auxiliary Revenue	Appropriations & Other Revenue	Employee Compensation	Supplies and Services	Other Expenses	Transfers In/(Out)	Beginning Fund Balance 06/30/2019	Ending Fund Balance 06/30/2020
110278	NSRC Administration		46,452			(34,358)	(12,094)			-	-
110279	NSRC Forest Carbon Cycle		4,259			(4,259)				-	-
110284	Predicting Carbon Dynamics		58,160			(40,887)	(17,273)			-	-
110288	Organic Pastures		18,116				(18,116)			-	-
110295	Northeastern States Research		13,946			(10,315)	(3,631)			-	-
110298	Plots on White MTN Natl Forest		26,063			(14,982)	(11,081)			-	-
110300	Global Diets & Impacts		21,109			(19,607)	(1,502)			-	-
110311	Perennial Legume-Grass Mixture	(5,168)	150,583			(45,142)	(100,273)			-	-
110312	UNH Urban FIA Partnership		99,943			(99,943)				-	-
110313	Managing Invasive Plants		118,457			(81,265)	(37,192)			-	-
110316	Collateral Protection		120,886			(22,568)	(98,318)			-	-
110317	Watershed Scale Carbon Cycling		3,973			(2,640)	(1,333)			-	-
110318	Old-Growth Forests Dynamics		7,479			(7,174)	(305)			-	-
110319	Long-Term Research in Northern		4,536			(4,536)				-	-
110320	Chaga Resources in the WMNF		10,770			(8,548)	(2,222)			-	-
110322	Effects of Stress Factors		6,710			(5,407)	(1,303)			-	-
110326	NH Invasives Academy		56,155			(30,781)	(25,374)			-	-
110328	Northern Forest Response		1,968				(1,968)			-	-
110329	USDA Pest Management 17-20		140,636			(133,065)	(7,571)			-	-
110332	Seed-Propagated Strawberries		148,296			(114,577)	(33,719)			-	-
110333	Forage Brassicas		15,652				(15,652)			-	-
110334	Optimizing Aquaponic Production	(15,748)	177,324			(82,600)	(78,976)			-	-
110335	Microbiome & Methane Emissions		39,240			(8,117)	(31,123)			-	-
110336	Tracking the Vernal Window		612				(612)			-	-
110338	Sensor Network Research		44,760			(42,482)	(2,278)			-	-
110339	American Ash Resistance		115,872			(91,048)	(24,824)			-	-
110340	Forest Pest Outreach FY 2018		1,733			(1,507)	(226)			-	-
110341	Forest Practices Support 18-21		47,116			(41,292)	(5,824)			-	-
110342	Urban FIA Analytical Assist		83,398			(75,817)	(7,581)			-	-
110343	Town Forests & Citizen Science		42,100			(30,010)	(12,090)			-	-
110345	2018-20 Crop Insurance & Risk		100,151			(56,110)	(44,041)			-	-
110346	Assisting Maple Syrup Producer		11,369			(9,023)	(2,346)			-	-
110347	Benchmarks for NE High-Value		77,591			(23,495)	(54,096)			-	-
110348	NH's Food Safety Education		43,788			(34,389)	(9,399)			-	-
110349	TeleECHO Infrastructure		12,834				(12,834)			-	-
110350	2018-19 NH Rural Tech Assist		4,380			(4,380)				-	-
110351	Bioenergy Feedstock Yield		24,611			(9,641)	(14,970)			-	-
110352	Mammals & Mycorrhizal Fungi		67,094			(65,896)	(1,198)			-	-
110353	National Visitor Use Monitoring		56,470			(43,900)	(12,570)			-	-
110354	Small Mammal Population		13,030			(8,657)	(4,373)			-	-
110356	Climate Risk on Working Lands		61,508			(59,313)	(2,195)			-	-
110357	Green Mountain National Forest		46,800			(36,659)	(10,141)			-	-
110358	Forest Pest Outreach 2019		31,498			(26,773)	(4,725)			-	-
110359	American Ash Resistance	(7,523)	76,881			(53,064)	(16,294)			-	-
110360	Supplement		29,002			(26,365)	(2,637)			-	-
110361	Functional Diversity		22,483			(15,738)	(6,745)			-	-
112150	Hawaii Seed Dispersal		1,149			(756)	(393)			-	-
112169	Models for Manufacturing	(9,645)	82,754			(43,462)	(29,647)			-	-
112180	Cycle of Ice-Ocean Interaction		11,854			(7,178)	(4,676)			-	-
112181	SAS Performance Estimation		30,388			(20,093)	(10,295)			-	-
112182	Scattering Mechanisms		73,892			(45,696)	(28,196)			-	-
112183	Monitoring Odontocete Shifts		99,651			(56,090)	(43,561)			-	-
112187	ISM Velocity with IBEX and Uly		15,285			(10,156)	(5,129)			-	-
112188	LF-VLF Radio Waves	(1,684)	165,726			(96,489)	(67,553)			-	-
112190	High Reynolds Numbers		188,034			(41,025)	(147,009)			-	-

UNIVERSITY OF NEW HAMPSHIRE DURHAM
DETAILED SCHEDULE OF REVENUES, EXPENSES, AND TRANSFERS
FOR THE YEAR ENDED JUNE 30, 2020

Fund	Fund Title	Net Student Tuition	Grant Revenue¹	Auxiliary Revenue	Appropriations & Other Revenue	Employee Compensation	Supplies and Services	Other Expenses	Transfers In/(Out)	Beginning Fund Balance 06/30/2019	Ending Fund Balance 06/30/2020
112192	Development of Autonomous	(5,348)	94,124			(50,219)	(38,557)			-	-
112193	High-Frequency Scattering		122,394			(75,706)	(46,688)			-	-
112195	Underwater Munitions Pressure	(7,853)	69,751			(34,664)	(27,234)			-	-
112197	Exploitation of the CTBTO		81,501			(64,683)	(16,818)			-	-
112199	Cold Regions Operations		246,303			(149,891)	(96,412)			-	-
112200	The Origin of HF and VHF	(11,120)	156,019			(87,709)	(57,190)			-	-
112201	Synthetic Polymers	(6,574)	154,028			(81,118)	(66,336)			-	-
112203	DoD CRREL Testing Services Con		33,416			(19,908)	(13,508)			-	-
112204	Ocean Acoustics	(32,589)	376,728			(67,215)	(276,924)			-	-
112206	Temporal Changes Seafloor		194,712			(46,318)	(148,394)			-	-
112207	IPA Navy		62,416			(41,472)	(20,944)			-	-
112208	ARMY AEOP		1,000			(1,000)				-	-
112209	Upper Atmosphere Emulation Fac		298,738				(298,738)			-	-
112210	Next-Generation Neutron Imager		173,944			(58,548)	(115,396)			-	-
112211	Multi-Look SAS Techniques		9,916			(6,580)	(3,336)			-	-
112212	DURIP		5,121				(5,121)			-	-
112213	UUV-ASV System		1,560			(1,037)	(523)			-	-
112214	AEON in the NW Atlantic		383,982				(383,982)			-	-
114000	HUD Assisted DisableResidents		27,106			(18,011)	(9,095)			-	-
115111	Assessment of Offshore Sources		196				(196)			-	-
115125	Ditch Plug Removal at PRNWR		22,593			(18,887)	(3,706)			-	-
115131	Effects of Dissolved Organic		17,311				(17,311)			-	-
115132	ADEON		1,295,704			(194,106)	(1,101,598)			-	-
115142	Assessment: Offshore Sources 2		10,844			(7,040)	(3,804)			-	-
115144	Little Brown Bats Populations		22,130			(6,690)	(15,440)			-	-
115145	Clean Air Act Effectiveness		8,883				(8,883)			-	-
115149	African American Exp NPS	(2,103)	51,536			(42,071)	(7,362)			-	-
115150	Ice Core Facility (NSF-ICF-SMO		68,973			(44,781)	(24,192)			-	-
115151	Nicrophorus Americanus		8,981			(1,640)	(7,341)			-	-
115152	Clean Air Act Effectiveness 2		200,299			(58,451)	(141,848)			-	-
115153	WRRC Administration Yr 4		17,028			(13,305)	(3,723)			-	-
115154	WRRC Info Transfer Yr 4		13,856			(6,097)	(7,759)			-	-
115155	WRRC Micropollutant Yr 4		9,026			(7,022)	(2,004)			-	-
115156	WRRC Water Quality Yr 4		23,305			(20,220)	(3,085)			-	-
115158	Harmful Algal Blooms		24,493			(15,675)	(8,818)			-	-
115159	WRRC Administration Yr 5		495			(495)				-	-
115160	WRRC Info Transfer Yr 5		495			(495)				-	-
115161	WRRC Invasive Species Yr 5		3,940			(3,679)	(261)			-	-
115162	WRRC Real Time Monitoring Yr 5		3,284			(2,741)	(510)	(33)		-	-
115165	Clean Air Act Effectiveness 3		12,727			(8,279)	(4,448)			-	-
116119	OVW Technical Assistance		220,058			(75,495)	(144,563)			-	-
116120	Transitional Living Facility		84,667			721	(85,388)			-	-
116121	Hate Crime Investigations		284,596			(171,202)	(113,394)			-	-
116122	Investigating Child Pornography		101,236			(67,267)	(33,969)			-	-
116123	National Survey of Internet &		53,225			(35,366)	(17,859)			-	-
120081	Little Bay Bridge Service Exp		166,321			(44,645)	(121,676)			-	-
143339	CRaTER Science Mission Phase		1,063,919			(463,868)	(600,051)			-	-
143388	MHD & Kinetic Effect Integrat.	(5,901)	37,898			(21,693)	(10,304)			-	-
143399	DREAM 2		78,479			(53,206)	(25,273)			-	-
143407	Wind Stress and Sea State		(1,921)			(2,762)	4,683			-	-
143410	Magnetic Field in CME's		117,882			(74,242)	(43,640)			-	-
143412	Snowmelt in RRB	(8,111)	91,714			(36,680)	(46,923)			-	-
143413	NASA HGI-EMIC Waves		146,043			(95,320)	(50,723)			-	-
143415	NASA ATom Mission		37,936			(25,720)	(12,216)			-	-
143419	NH Space Grant		617,224			(192,113)	(425,111)			-	-

UNIVERSITY OF NEW HAMPSHIRE DURHAM
DETAILED SCHEDULE OF REVENUES, EXPENSES, AND TRANSFERS
FOR THE YEAR ENDED JUNE 30, 2020

Fund	Fund Title	Net Student Tuition	Grant Revenue¹	Auxiliary Revenue	Appropriations & Other Revenue	Employee Compensation	Supplies and Services	Other Expenses	Transfers In/(Out)	Beginning Fund Balance 06/30/2019	Ending Fund Balance 06/30/2020
143426	Autonomous Rovers		114,805			(17,892)	(96,913)			-	-
143431	MIC Magnetotail Fast Flows		13,838			(9,382)	(4,456)			-	-
143435	GRAPE 2016		(5,738)			7,994	(2,256)			-	-
143437	Vision Changes in Microgravity		7,756			(1,306)	(6,450)			-	-
143439	Interstellar Flow Direction		40,933			(23,029)	(17,904)			-	-
143440	US National Climate Assessment		159,151			(103,926)	(55,225)			-	-
143441	COMPTEL Albedo	(570)	95,489			(29,787)	(65,132)			-	-
143442	Non-Maxwellian Distributions		33,864				(33,864)			-	-
143446	NH Space Grant-Fay Rubin		22,803			(20,269)	(2,534)			-	-
143448	Snow and Soil Interactions		39,763			(18,414)	(21,349)			-	-
143449	Structure of the Solar Wind		54,204			(32,431)	(21,773)			-	-
143450	Impulsive Ions		(422)				422			-	-
143451	High Mtn Asia & Beyond		28,845			(19,166)	(9,679)			-	-
143454	Flooding Red River Basin		96,438			(31,912)	(64,526)			-	-
143455	Western Lake Erie Responses		67,501			(42,043)	(25,458)			-	-
143456	Soft Gamma-Ray Concentrator	(2,191)	37,368			(22,935)	(12,242)			-	-
143457	Harmful Algal Blooms-Lake Erie		8,149			(2,607)	(5,542)			-	-
143458	Crab Nebula Flares		6,624			(4,491)	(2,133)			-	-
143459	Helium in the Solar Wind		283,184			(73,845)	(209,339)			-	-
143460	From Archea to the Atmosphere		492,085			(152,109)	(339,976)			-	-
143461	XMM-Newton Serendipitous X-Ray		20,777			(13,805)	(6,972)			-	-
143462	Neutron Spectrometer Technique		72,717			(26,129)	(46,588)			-	-
143463	Investigating Interannual Fres		190,832			(68,823)	(122,009)			-	-
143464	Suprathermal Ion Populations		467,388			(223,657)	(243,731)			-	-
143465	Solar Wind Observations Quad	(2,191)	636,745			(409,999)	(224,555)			-	-
143467	Storm Enhanced Density		178,931			(23,991)	(154,940)			-	-
143468	Near-Earth Plasma Sheet		137,835			(80,764)	(57,071)			-	-
143469	GLOBE SRS		55,898			(19,734)	(36,164)			-	-
143470	Diamond Scattering Detectors		259,579				(259,579)			-	-
143471	Geo-CAPE Proposal for FY 2018		4,901			(3,256)	(1,645)			-	-
143472	EPSCoR-Antifreeze Proteins		384			(255)	(129)			-	-
143473	Tsavalas EPScOR	(4,383)	58,663			(35,244)	(19,036)			-	-
143474	Varga EPScOR	(5,291)	139,501			(37,238)	(96,972)			-	-
143475	Kilonovae Light Curves		94,922			(38,365)	(56,557)			-	-
143476	Augmentation to NHSGC Training	(19,395)	70,924			(51,529)				-	-
143477	Plasma Flows Around the Helios		106,112			(68,724)	(37,388)			-	-
143478	DC-8 Payload for FIREChem		74,471			(39,519)	(34,952)			-	-
143480	LAMP	(4,707)	146,096			(76,448)	(64,941)			-	-
143482	Kelvin-Helmholtz Waves		116,142			(77,101)	(39,041)			-	-
143483	Pickup-Ion-Driven Turbulence		177,232			(114,506)	(62,726)			-	-
143484	SeaWinds on QuikSCAT		97,352			(62,087)	(35,265)			-	-
143485	NuSTAR Survey		(4,022)			2,672	1,350			-	-
143486	Synthetic Diamond Cherenkov		79,554			(47,051)	(32,503)			-	-
143487	ESDR of the Ocean Surface Wind		101,911			(67,715)	(34,196)			-	-
143488	Dynamo 2	(19,151)	426,868			(239,877)	(167,840)			-	-
143489	Geostationary Ocean Color		37,361			(24,825)	(12,536)			-	-
143490	Ion Composition Control Factor	(4,383)	179,699			(103,418)	(71,898)			-	-
143491	RAADFRG Cross Section		60,902			(36,858)	(24,044)			-	-
143492	SIPM Compton Telescope Sup.		11,378			(7,560)	(3,818)			-	-
143493	FAST TEAMS		8,316			(5,526)	(2,790)			-	-
143494	C-SWEPA Modules 1 Year	(5,313)	210,219			(27,450)	(177,456)			-	-
143495	NH NASA EPSCoR RID 19-20		36,890			(18,339)	(18,551)			-	-
143496	Low-Energy Compton Imager	(16,369)	323,435			(106,725)	(200,341)			-	-
143497	Polar Wind Ambipolar Electric	(4,138)	211,120			(117,707)	(89,275)			-	-
143498	Hybrid Simulations Turbulence		141,068			(89,894)	(51,174)			-	-

UNIVERSITY OF NEW HAMPSHIRE DURHAM
DETAILED SCHEDULE OF REVENUES, EXPENSES, AND TRANSFERS
FOR THE YEAR ENDED JUNE 30, 2020

Fund	Fund Title	Net Student Tuition	Grant Revenue¹	Auxiliary Revenue	Appropriations & Other Revenue	Employee Compensation	Supplies and Services	Other Expenses	Transfers In/(Out)	Beginning Fund Balance 06/30/2019	Ending Fund Balance 06/30/2020
143499	Hyperluminous Intermediate-Mas		53,559			(35,587)	(17,972)			-	-
143500	XMM-Newton Observations		28,075			(18,655)	(9,420)			-	-
143501	Coronal Mass Ejections		118,200			(71,521)	(46,679)			-	-
143502	TWINS and SWMF		105,455			(63,651)	(41,804)			-	-
143503	TWINS and SWMF-No F&A		39,435				(39,435)			-	-
143504	IMAP Student Collaboration		25,089			(6,318)	(18,771)			-	-
143505	H-ECIP Proposal		73,611			(47,554)	(26,057)			-	-
143506	Scientist-in-the-Loop Event		62,116			(37,077)	(25,039)			-	-
143507	Downstream Acceleration		55,933			(29,287)	(26,646)			-	-
143508	Parametric Instability		5,805			(787)	(5,018)			-	-
143509	Wind's Contributions at 1 AU		23,780			(15,801)	(7,979)			-	-
143510	Neutron Spectrometers Techniq		30,185			(20,057)	(10,128)			-	-
143511	Aeronomy at Earth		318,720			(212,198)	(106,522)			-	-
143512	GLIMR 1 Project Management		102,722			(65,093)	(37,629)			-	-
143513	Magnetospheric Field & Plasmas		10,770			(7,156)	(3,614)			-	-
143514	Exploring the Effects of Water		54,973			(34,212)	(20,761)			-	-
143515	LEADER		28,263			(18,445)	(9,818)			-	-
143516	TOMEXplus		253,974			(124,761)	(129,213)			-	-
143517	GLIMR 2 Systems Engineering		59,018			(37,593)	(21,425)			-	-
143519	GLIMR 4.1 Pre-Launch Science		22,957			(14,176)	(8,781)			-	-
143520	RAADFRG		24,585			(16,287)	(8,298)			-	-
143521	Lightning Advisory Panel		7,417			(5,486)	(1,931)			-	-
143522	Solar Wind Observations		8,710			(5,787)	(2,923)			-	-
143525	CLUSTER EDI		2,452			(1,629)	(823)			-	-
143526	Modeling and Data Assimilation		3,049			(2,026)	(1,023)			-	-
143528	LEAP - Phase A		28,178			(28,178)				-	-
143529	NH Space Grant Consortium Opp.		1,664			(1,387)	(277)			-	-
143530	NASA Internships Fellowships		13,726			(13,726)				-	-
143532	IMAP Student Collaboration		4,550			(3,024)	(1,526)			-	-
145018	After Empiricism:		67,701			(15,982)	(51,719)			-	-
147667	South Pole		20,128			(9,451)	(10,677)			-	-
147688	GOALI: CBT		855				(855)			-	-
147691	Macroalgal Digitization TCN		50,727			(30,968)	(19,759)			-	-
147728	ArcSEES: Water, Energy & Food		283				(283)			-	-
147736	Hydrologic Service Payments		27,534			(19,544)	(7,990)			-	-
147737	Luquillo CZO	(23,239)	1,172,706			(373,675)	(775,792)			-	-
147738	STEM Inquiry Course Video		17,229			(8,890)	(8,339)			-	-
147741	Development of a Broadband		22,128			(3,924)	(18,204)			-	-
147743	CAREER: RTF Eartquakes		10,656			(6,912)	(3,744)			-	-
147756	CAREER: Binuclear Chemistry		61,385			(41,617)	(19,768)			-	-
147759	Reactive Intermediates	(6,574)	80,481			(40,776)	(33,131)			-	-
147760	The Living Bridge	(3,389)	67,078			(31,413)	(32,276)			-	-
147766	NSF Fellowship		86						(86)	-	-
147767	Amanda Daly NSF Fellow		223						(223)	-	-
147769	Patrick MacArthur		285						(285)	-	-
147770	Nicole Jaskiewicz NSF Fellow		8,600						(8,600)	-	-
147771	Andrea Jilling NSF Fellow		3,409				(3,065)		(344)	-	-
147778	TEAM Scholars		82,724				(82,724)			-	-
147779	GOALI: HIP-SWaD	(2,674)	46,493			(28,883)	(14,936)			-	-
147783	Supporting the Multibeam Sonar		14,822			(9,265)	(5,557)			-	-
147784	REU GOALI HIP-SWAD		9,480				(9,480)			-	-
147787	LTREB Soil Warming		17,055			(7,442)	(9,613)			-	-
147793	Basin Scale Forcing	(7,668)	69,404			(38,045)	(23,691)			-	-
147797	Ion and Electron Beams		37,569			(14,437)	(23,132)			-	-
147801	NSF GFRP-Elizabeth Landis		5,000						(5,000)	-	-

UNIVERSITY OF NEW HAMPSHIRE DURHAM
DETAILED SCHEDULE OF REVENUES, EXPENSES, AND TRANSFERS
FOR THE YEAR ENDED JUNE 30, 2020

Fund	Fund Title	Net Student Tuition	Grant Revenue¹	Auxiliary Revenue	Appropriations & Other Revenue	Employee Compensation	Supplies and Services	Other Expenses	Transfers In/(Out)	Beginning Fund Balance 06/30/2019	Ending Fund Balance 06/30/2020
147802	NSF GFRP-Lauren Koenig		6,428						(6,428)	-	-
147803	NSF GFRP Rory Carroll		8,131						(8,131)	-	-
147810	Complex Ejecta & Geo-Effective	(2,191)	101,177			(57,393)	(41,593)			-	-
147812	Mark Anthony NSF GFRP		100						(100)	-	-
147813	GOALI: Impact Welding	(2,674)	41,468			(18,475)	(20,319)			-	-
147821	RII Track-2 FEC		178,170			(73,798)	(104,372)			-	-
147823	Defining Stream Biomes	(6,686)	114,511			(59,958)	(47,867)			-	-
147825	Gardner Research	(24,082)	266,039			(159,671)	(82,286)			-	-
147826	Ashcraft Research		20,791			(14,095)	(6,696)			-	-
147828	Mo Research		21,116			(14,315)	(6,801)			-	-
147829	Subawards		690,620				(690,620)			-	-
147832	Auxetic Chiral Structures		18,023			(12,026)	(5,997)			-	-
147833	RNA Dynamics	(7,703)	94,405			(52,408)	(34,294)			-	-
147834	I-Corps Sites Program		8,449				(8,449)			-	-
147835	GEM: Sawtooth Oscillations		1,159			(716)	(443)			-	-
147839	Turbulence & Computing	(18,744)	114,714			(65,064)	(30,906)			-	-
147842	REU		3,877				(3,877)			-	-
147843	Acid Deposition&Forest H2O Use		28,102			(14,744)	(13,358)			-	-
147847	DON In Stream Nutrient Cycling	(4,383)	59,215			(32,456)	(22,376)			-	-
147848	Elastin-Like Polymer		848			(563)	(285)			-	-
147851	NSF BREAD		17,260				(17,260)			-	-
147852	Radiation form Thunderstorms		6,201			(4,120)	(2,081)			-	-
147853	Multi-Spacecraft Observational		60,214			(35,004)	(25,210)			-	-
147854	Role of Intermittency & Shear		56,269			(37,388)	(18,881)			-	-
147859	Sponge Growth is Nitrogen	(2,976)	86,032			(60,975)	(22,081)			-	-
147860	Clarice Perryman NSF Grad Fell	(12,000)	46,000			(34,000)				-	-
147862	Lauren Brez NSF Grad Res Fello		3,947						(3,947)	-	-
147864	Stabilization Chaotic Systems	(5,348)	101,346			(57,339)	(38,659)			-	-
147865	Axial Eruption Dynamics		(1,006)				1,006			-	-
147867	Methane Ebullition Fluxes		7,133			(4,740)	(2,393)			-	-
147869	Physics for the Life Sciences		16,765			(10,119)	(6,646)			-	-
147870	Arctic-GRO		4,273			(2,839)	(1,434)			-	-
147871	Sponges and their Microbiomes		286,190			(123,246)	(162,944)			-	-
147872	MRI: Water Tunnel Flows		9,452				(9,452)			-	-
147873	Magnetosphere Plasma Entropy		44,934			(24,601)	(20,333)			-	-
147874	Earth's Energy Release	(4,383)	90,237			(33,102)	(52,752)			-	-
147875	Thunderstorms Gamma-Ray Glows	(1,684)	85,875			(28,343)	(55,848)			-	-
147876	Adding Animals to the Equation	(8,168)	99,088			(36,952)	(53,968)			-	-
147877	Biological Diversity Influence		296,187			(187,080)	(109,107)			-	-
147881	CRII: CHS: Robot Learns	(2,674)	21,546			(12,540)	(6,332)			-	-
147882	Organic Alkalinity		65,208			(22,547)	(42,661)			-	-
147886	REU Supplement-RNA Dynamics		2,400				(2,400)			-	-
147887	IRES: US-German Research		14,882			(3,908)	(10,974)			-	-
147888	Chip Integrity and Security		38,114			(22,563)	(15,551)			-	-
147889	Modeling Fracture:Haxagon Metl	(8,386)	101,998			(49,618)	(43,994)			-	-
147891	Color Pattern Divergence		98,649			(64,532)	(34,117)			-	-
147894	RET SITE: Rise UP		106,956			(46,944)	(60,012)			-	-
147896	CREST: Teacher Success	(90,376)	140,345			(35,368)	(14,601)			-	-
147898	REU Supplement		1,452				(1,452)			-	-
147899	Enhancing Prep of Secondary		54,091			(28,259)	(25,832)			-	-
147900	Proton Exchange Membrane Cell	(9,681)	140,900			(75,426)	(55,793)			-	-
147901	Role of Inhomogeneities	(4,383)	93,488			(51,562)	(37,543)			-	-
147902	Participant Support		234				(234)			-	-
147903	Landscape Scale Detection		16,017			(9,892)	(6,125)			-	-
147904	Legal Socialization Model	(8,276)	14,186			(3,717)	(2,193)			-	-

UNIVERSITY OF NEW HAMPSHIRE DURHAM
DETAILED SCHEDULE OF REVENUES, EXPENSES, AND TRANSFERS
FOR THE YEAR ENDED JUNE 30, 2020

Fund	Fund Title	Net Student Tuition	Grant Revenue¹	Auxiliary Revenue	Appropriations & Other Revenue	Employee Compensation	Supplies and Services	Other Expenses	Transfers In/(Out)	Beginning Fund Balance 06/30/2019	Ending Fund Balance 06/30/2020
147905	RPA-Directed Repair of DNA		176,619			(114,044)	(62,575)			-	-
147906	3D Woven Composites Stresses	(9,645)	129,208			(44,994)	(74,569)			-	-
147907	Next Generation: Deep Drawing		130,675			(17,127)	(113,548)			-	-
147908	Invasive Species Management	(11,729)	122,507			(69,700)	(41,078)			-	-
147909	Solar-Driven Hydrogenation CO2	(2,191)	71,948			(40,503)	(29,254)			-	-
147910	Ecosystem Phenology Feedbacks		72,823			(45,342)	(27,481)			-	-
147911	Ultrafine-Laminated Structures	(5,348)	77,718			(34,239)	(38,131)			-	-
147913	Distributed Water and Energy	(2,191)	68,302			(43,899)	(22,212)			-	-
147915	SPRINGS		92,022			(31,635)	(60,387)			-	-
147916	Air-Sea CO2 Flux Measurements		59,828			(17,883)	(41,945)			-	-
147917	Bias Intervention Guide & Tool		245,867			(122,711)	(123,156)			-	-
147918	NSF Includes DDLP:		41,884			(8,582)	(33,302)			-	-
147920	A Spectroscopic Study of Jets		71,345			(19,595)	(51,750)			-	-
147921	Managing Hardware Security	11,943	55,319			(38,382)	(28,880)			-	-
147922	Longitudinal Impact of PLTL		44,296			(28,867)	(15,429)			-	-
147923	Phase 2 of the SIPN		55,133			(29,469)	(25,664)			-	-
147926	The Finishers Program	(12,191)	54,746			(21,476)	(21,079)			-	-
147927	EAGER PERR		16,474			(9,929)	(6,545)			-	-
147928	Participant Support	(150,985)	150,985							-	-
147930	Teton Range Tectonic Activity		98,458			(46,525)	(51,933)			-	-
147931	Ultrahigh-Resolution Analyses	(5,348)	39,071			(21,105)	(12,618)			-	-
147934	Deep Shale and its Interfaces		13,499				(13,499)			-	-
147936	GEM Workshop Coordination		81,200			(476)	(80,724)			-	-
147938	RUE Supplemnt 2: RNA Dynamics		9,630				(9,630)			-	-
147941	Participant Support		1,400				(1,400)			-	-
147942	Participant Support		2,800				(2,800)			-	-
147945	Col Res: RUI: Hagfish Slime	(11,898)	95,236			(38,738)	(44,600)			-	-
147946	GOALI Supplement		8,000				(8,000)			-	-
147947	UNH Neutron Monitor Network		4,767			(2,298)	(2,469)			-	-
147948	Braided Tensor Categories		51,828			(28,285)	(23,543)			-	-
147949	Lacustrine Microbialite Carbon	(4,383)	54,065			(29,191)	(20,491)			-	-
147950	Conjugate Area Array Expmnt	(6,738)	129,527			(72,985)	(49,804)			-	-
147951	A Lengthening Vernal Window		130,631			(79,359)	(51,272)			-	-
147952	Amendment 009 Supplement		800				(800)			-	-
147953	RII-Track 1 Management		433,478			(211,118)	(222,360)			-	-
147954	RII-Track 1 E.Berda	(2,280)	60,594			(32,708)	(25,606)			-	-
147955	RII-Track 1 M.Knezevic	(2,280)	74,882			(41,274)	(31,328)			-	-
147956	RII-Track 1 J.Tsavalas	(2,280)	102,345			(47,795)	(52,270)			-	-
147957	Energy Harvesting Models		61,636			(40,954)	(20,682)			-	-
147958	Robust Reinforcement	(5,348)	90,650			(56,679)	(28,623)			-	-
147959	TundraPEAT		113,551			(75,060)	(38,491)			-	-
147961	Wyatt Shell NSF GRFP	(5,161)	39,196			(34,035)				-	-
147962	Excess Funding GRFP	12,000	(41,423)			29,423				-	-
147964	Multi-Messenger Emission		45,836			(30,456)	(15,380)			-	-
147965	Chemistry for the Community		39,539			(24,799)	(14,740)			-	-
147966	PFI-TT: Aqueous Stationary		90,411			(44,106)	(46,305)			-	-
147967	RII Track-2FEC: GECO	(38,858)	832,104			(152,165)	(641,081)			-	-
147968	Protein Evolution	(5,168)	79,799			(44,728)	(29,903)			-	-
147969	GP-Extra: Closes Gap		61,457			(18,884)	(42,573)			-	-
147970	RII Track-4 Next Gen Climate		26,711			(12,918)	(13,793)			-	-
147971	RII Track-4: Winter Weather		27,649			(15,715)	(11,934)			-	-
147972	Dissolved Organic Phosphorus		30,570			(17,019)	(13,551)			-	-
147973	Wind-Driven Exchange		82,871			(55,063)	(27,808)			-	-
147974	MRI: NMR Spectrometer		302,754				(302,754)			-	-
147975	4D Variations in Stress		10,804			(7,178)	(3,626)			-	-

UNIVERSITY OF NEW HAMPSHIRE DURHAM
DETAILED SCHEDULE OF REVENUES, EXPENSES, AND TRANSFERS
FOR THE YEAR ENDED JUNE 30, 2020

Fund	Fund Title	Net Student Tuition	Grant Revenue¹	Auxiliary Revenue	Appropriations & Other Revenue	Employee Compensation	Supplies and Services	Other Expenses	Transfers In/(Out)	Beginning Fund Balance 06/30/2019	Ending Fund Balance 06/30/2020
147976	FW-HTF Theme 2	(8,790)	59,753			(28,360)	(22,603)			-	-
147978	Precip. Atmospheric NOx & O3		16,113			(10,636)	(5,477)			-	-
147979	RII-Track 1 Communication		7,333			(4,872)	(2,461)			-	-
147980	RII-Track 1 Partnerships		143,006			(95,021)	(47,985)			-	-
147981	RII-Track 1 Subawards		733,812				(733,812)			-	-
147982	RII-Track 1 Hale Learning Opps		23,585			(15,671)	(7,914)			-	-
147983	RII-Track 1 Hale Scholars		15,639			(10,392)	(5,247)			-	-
147984	RII-Track 1 Hale Course Dev.		7,802			(5,184)	(2,618)			-	-
147985	RII-Track 1 Hale REU WKFD		7,859			(5,184)	(2,675)			-	-
147986	RII-Track 1 Hale REU Diversity		23,629			(10,392)	(13,237)			-	-
147987	RII-Track 1 Varner Mentorship		72,990			(48,498)	(24,492)			-	-
147988	RII-Track 1 B.Kinsey Res. 1		120,030			(75,803)	(44,227)			-	-
147989	RII-Track 1 J. Ha		10,547			(7,008)	(3,539)			-	-
147991	RII-Track 1 BK Core Facilities		1,098,221				(1,098,221)			-	-
147992	RII-Track 1 C.Chapman	(2,280)	60,767			(38,862)	(19,625)			-	-
147993	RII-Track 1 K.Jeong		9,133			(6,069)	(3,064)			-	-
147994	RII-Track 1 Y.Li		5,179			(3,441)	(1,738)			-	-
147995	RII-Track 1 I.Tsukrov	(2,280)	68,694			(43,327)	(23,087)			-	-
147996	RII-Track 1 H.Vashisth		116,166			(68,517)	(47,649)			-	-
147997	Sequential Motion	(23,803)	150,893			(81,445)	(45,645)			-	-
147998	RII Track-2FEC: GECCO: S.Hale		15,433			(10,254)	(5,179)			-	-
147999	Fine-grained Knowledge	(5,348)	103,581			(65,272)	(32,961)			-	-
159077	2019 SBDC Central		217,426			(108,259)	(109,167)			-	-
159078	2019 SBDC Merrimack Valley		134,862			(103,501)	(31,361)			-	-
159080	2019 SBDC North Country		3,353			(338)	(3,015)			-	-
159081	2019 SBDC Seacoast		51,949			(37,498)	(14,451)			-	-
159082	2019 SBDC Statewide Education		30,638			(24,041)	(6,597)			-	-
159083	2020 Small Business Center		369,313			(255,998)	(113,315)			-	-
159084	C19 ASBDC Corona Supplemental		64,318			(56,009)	(8,309)			-	-
164005	FY19 VA Adaptive Sports Prog		28,693			(25,517)	(3,176)			-	-
164006	CHOIR IPA		12,829			(12,829)				-	-
164007	VA Adaptive Sports 2019		100,686			(65,817)	(34,869)			-	-
164008	CHOIR IPA		19,845			(19,845)				-	-
166217	Taking it to the Streets	(13,145)	98,798			(61,339)	(24,314)			-	-
166238	Stormwater Runoff Nutrients		12,351			(1,090)	(11,261)			-	-
166240	Nitrogen Removal Beaver Ponds		4,020				(4,020)			-	-
166242	PREP Year 21 Work Plan 2016		(1,218)				1,218			-	-
166245	2017 Estuarine Monitoring		(413)				413			-	-
166247	FY 2018 PREP Workplan: Year 22		73,114			(11,425)	(61,689)			-	-
166248	Tidal Tributary Monitoring		7,852			(6,543)	(1,309)			-	-
166250	Nutrient Sensor Action Stage1		176						(176)	-	-
166251	PREP 2018 Tidal Tributary Samp		125				(125)			-	-
166252	FY 2019 PREP Workplan (Year 23		260,693			(178,747)	(81,946)			-	-
166253	Piscataqua Region Estuaries		31,688			(14,486)	(17,202)			-	-
166254	UNH Estuarine Monitoring-Prep		31,291			(24,159)	(7,132)			-	-
166255	PREP 2019 Tidal Tributary Samp		6,076			(4,799)	(1,277)			-	-
166256	FFY 2019 & FY2020 PREP Yr 24		239,829			(196,812)	(43,017)			-	-
166257	Wetland BMP Retrofits		78,716			(23,307)	(55,409)			-	-
166258	Nutrient Sensor Action		12,696			(12,696)				-	-
181050	DoE HEDLP		51,776			(34,038)	(17,738)			-	-
181068	Surface Molecular Chemistry		43,276			(28,678)	(14,598)			-	-
181069	DOE EPSCoR		16,530			(10,236)	(6,294)			-	-
181071	Surface Molecular Chem-Synthes		15,922			(10,579)	(5,343)			-	-
181073	Irradiated Fuel Rods		152,871			(18,029)	(134,842)			-	-
181075	Nucleon and Nuclear Structure	(29,435)	644,633			(409,327)	(205,871)			-	-

UNIVERSITY OF NEW HAMPSHIRE DURHAM
DETAILED SCHEDULE OF REVENUES, EXPENSES, AND TRANSFERS
FOR THE YEAR ENDED JUNE 30, 2020

Fund	Fund Title	Net Student Tuition	Grant Revenue¹	Auxiliary Revenue	Appropriations & Other Revenue	Employee Compensation	Supplies and Services	Other Expenses	Transfers In/(Out)	Beginning Fund Balance 06/30/2019	Ending Fund Balance 06/30/2020
181076	Asynchronous Sampling Engine		62,413			(36,150)	(26,263)			-	-
181077	Na-ion and K-ion Storage	(12,594)	154,430			(79,402)	(62,434)			-	-
181078	Influence of Microbial Membran		249,132			(112,344)	(136,788)			-	-
181080	Tropical Soils & Wetlands		39,643			(28,426)	(11,217)			-	-
181081	Theoretical High Physics UNH		26,970			(17,920)	(9,050)			-	-
181082	181075 Supplemental Funding		87,519			(69,429)	(18,090)			-	-
181083	Topological Spin Textures	(4,383)	72,976			(43,761)	(24,832)			-	-
181084	Nuclear Astrophysics		27,637			(17,208)	(10,429)			-	-
181085	Tropical Soils & Wetlands		9,321			(6,193)	(3,128)			-	-
181086	Low-Income Solar Finance		25,825			(19,101)	(6,724)			-	-
181087	Environmental Compliance Cost		6,852			(4,553)	(2,299)			-	-
184183	GATE CITY	1,040	(1,040)							-	-
184187	EarlyChildhood SpED AT Project	(25,000)	34,377			(8,621)	(756)			-	-
184204	Educational Talent Search		620,768			(504,461)	(116,307)			-	-
184207	UNH-TRRE		719,384			(332,069)	(387,315)			-	-
184208	TQP-Carsey Subfund	(2,280)	71,127			(58,872)	(9,975)			-	-
184209	TQP-CoopExt Subfund		7,605			(6,555)	(1,050)			-	-
184210	UNH Upward Bound	561	501,727			(359,116)	(143,172)			-	-
184211	Student Support Services-Yr 3									-	-
184212	McNair Scholars Program		294,084			(186,131)	(107,953)			-	-
184213	Student Support Services-Yr 4		52,140			(48,278)	(3,862)			-	-
184214	Improve Services		195,946			(77,077)	(118,869)			-	-
184215	Student Support Services Year		305,469			(240,913)	(64,556)			-	-
184216	C19 UNH CARES Student Relief				3,511,750		(3,511,750)			-	-
184217	UNH Upward Bound		23				(23)			-	-
184219	06.01.20-05.31.21		61,302			(48,799)	(12,503)			-	-
193271	cGMP Photoreceptor Function		134,985			(78,903)	(56,082)			-	-
193289	Technology for Older Adults		47,125			(11,820)	(35,305)			-	-
193315	Reg Ceramide-Based Therapeutic		6,792			(15,700)	8,908			-	-
193317	The Cognitive Thalamus		24,982			(6,048)	(18,934)			-	-
193334	EPO Regulated Eythropoiesis		462,331			(247,993)	(214,338)			-	-
193336	StatsRRTC Year 5		106,647			(30,663)	(75,984)			-	-
193339	Serratia Pathogenesis	(19,185)	105,517			(52,073)	(34,259)			-	-
193342	Behavioral Health Workforce		481,453			(160,576)	(320,877)			-	-
193346	Sexual Violence: Peer-Led Yr2		6,748				(6,707)	(41)		-	-
193348	Living Well NH Quality Frame		196,421			(109,587)	(86,834)			-	-
193349	AT Leadership FY19		51,342			(22,575)	(28,767)			-	-
193352	Contact Lens-Corneal Melting		133,598			(14,679)	(118,919)			-	-
193353	NE Regional Genetics Network-2		157,074				(157,074)			-	-
193356	CIBBR Yr2: Research Core Equip		(423,627)				423,627			-	-
193357	CIBBR Yr2: Neural Pathways		1,040			(691)	(349)			-	-
193362	NH Disability Public Health 3		135				(135)			-	-
193363	UCEDD FY19		(7,415)				7,415			-	-
193364	Expansion of NHOHS Program Yr4		178				(178)			-	-
193365	NonResidential & Community-Yr3		2,933			(1,206)	(1,727)			-	-
193366	Ecophysical Genomics	(11,878)	461,930			(176,067)	(273,985)			-	-
193367	Role of GLI2 in B Cell Biology		90,441			(11,454)	(78,987)			-	-
193368	Shaping MSn Technology Year2		13,144			(8,733)	(4,411)			-	-
193370	STATS RRTC		239,891			(55,639)	(184,252)			-	-
193371	EPM RRTC Year 4 of 5		246,621			(54,045)	(192,576)			-	-
193372	Job Crafting Intervention Yr2	(7,281)	60,857			(32,916)	(20,660)			-	-
193374	Opiate Use DisorderTreatment		18,293			(16,938)	(1,355)			-	-
193375	AT State FY19		152,903			(52,437)	(100,466)			-	-
193376	IHPP SAMHSA		74,166			(50,545)	(23,621)			-	-
193377	CIBBR Yr2: Pilot: Role of GLI3		(698)				698			-	-

UNIVERSITY OF NEW HAMPSHIRE DURHAM
DETAILED SCHEDULE OF REVENUES, EXPENSES, AND TRANSFERS
FOR THE YEAR ENDED JUNE 30, 2020

Fund	Fund Title	Net Student Tuition	Grant Revenue¹	Auxiliary Revenue	Appropriations & Other Revenue	Employee Compensation	Supplies and Services	Other Expenses	Transfers In/(Out)	Beginning Fund Balance 06/30/2019	Ending Fund Balance 06/30/2020
193378	PDG B-5		1,745,724			(357,525)	(1,388,199)			-	-
193379	NH Coalition for Citizens		145,061				(145,061)			-	-
193380	Early Learning NH		124,819				(124,819)			-	-
193381	RAND Corporation		250,944				(250,944)			-	-
193382	PDG B-5 Contract 4		178,702				(178,702)			-	-
193384	Shaping MSn Carryforward Yr2		17,762			(8,675)	(9,087)			-	-
193385	NE Regional Genetics Network-3		558,911			(169,562)	(389,349)			-	-
193386	Final Year of Project		141,616			(107,072)	(34,544)			-	-
193387	CIBBR Yr3: Administrative Core		212,306			(111,896)	(100,410)			-	-
193388	CIBBR Yr3: Research Core		165,511			(62,137)	(103,374)			-	-
193389	CIBBR Yr3: Research Core Equip		423,627				(423,627)			-	-
193390	CIBBR Yr3: Neural Pathways		196,109			(88,474)	(107,635)			-	-
193391	CIBBR Yr3: cAMP Signaling	(4,383)	197,476			(89,306)	(103,787)			-	-
193392	CIBBR Yr3: Diagnostic Sensor	(3,908)	137,587			(64,352)	(69,327)			-	-
193393	CIBBR Yr3: Design Principles		84,294			(20,455)	(63,839)			-	-
193394	CIBBR Yr3: Implantable Sensor	(5,317)	192,132			(100,882)	(85,933)			-	-
193395	MCH LEND - FY20		686,861			(326,843)	(360,018)			-	-
193396	NH Disability Public Health 4		422,665			(247,518)	(175,147)			-	-
193397	Equipment Supplement		164,215				(164,215)			-	-
193398	UCEDD FY20		569,399			(510,493)	(58,906)			-	-
193399	PACT		440,410			(216,049)	(224,361)			-	-
193400	Shaping MSn Technology Yr3		300,722			(194,979)	(105,743)			-	-
193401	CIBBR Yr3: Pilot: Dev of Gdf-1		67,858			(15,269)	(52,589)			-	-
193402	CIBBR Yr3: Pilot: Role of GLI3		34,019			(10,276)	(23,743)			-	-
193403	Job Crafting Intervention Yr3	(3,889)	122,910			(56,501)	(62,520)			-	-
193404	STATS RRTC Yr 2 of 5		628,807			(269,232)	(359,575)			-	-
193405	CIBBR Yr3: Pilot: Bromodomain		46,627			(18,762)	(27,865)			-	-
193406	CIBBR Yr3: Pilot: G-Protein	(3,335)	69,425			(22,633)	(43,457)			-	-
193407	CIBBR Yr3:Pilot: Role of STAT3		24,350			(3,489)	(20,861)			-	-
193408	EPM RRTC Year 5 of 5		604,635			(164,891)	(439,744)			-	-
193409	AT Leadership FY20		86,173			(70,434)	(15,739)			-	-
193410	AT State FY20		165,960			(81,339)	(84,621)			-	-
193411	Living Well NH Quality Frame		371,886			(231,649)	(140,237)			-	-
193412	PDG Implementation Grant		530,186			(246,567)	(283,619)			-	-
193413	PDG-I Pyramid Model Consort		26,128				(26,128)			-	-
193414	PDG-I Early Learning		162,625				(162,625)			-	-
193415	PDG-I Rebel Interactive Group		81,125				(81,125)			-	-
193416	PDG-I NH Childrens Trust		512,625				(512,625)			-	-
193425	PDG-I Pear Associates		33,403				(33,403)			-	-
193428	Shaping MSn Carryforward Yr 3		38,841			(25,808)	(13,033)			-	-
193429	NERGN year 3 of 5		22,214			(17,671)	(4,543)			-	-
193430	CIBBR YR4: Administrative Core		36,735			(25,218)	(11,517)			-	-
193434	CIBBR Yr4: cAMP Signaling		24,464			(16,221)	(8,243)			-	-
193435	CIBBR Yr4: TLR-TRIF		4,484				(4,484)			-	-
193436	CIBBR Yr4: Bromodomain Protein		20,338			(13,514)	(6,824)			-	-
111E14	TS Sensor		156,692			(88,112)	(68,580)			-	-
111E16	Continuation of NOAA JHC	(162,934)	6,955,615			(3,939,181)	(2,853,500)			-	-
111E17	Continuation of NOAA JHC-Off		1,084,437			(752,374)	(332,063)			-	-
111E18	SG Aquaculture-Tech Transfer		2,473				(2,473)			-	-
111E23	Program Management		3,150				(3,150)			-	-
111E27	Interactions in Dune Systems		1,878			(1,491)	(387)			-	-
111E29	Chemical Signatures as Tags		8,720			(6,970)	(1,750)			-	-
111E30	Emerging Oyster Industry in NH		(722)				722			-	-
111E32	FIREX		54,637			(33,677)	(20,960)			-	-
111E35	Plymouth State-Chabot		15,535				(15,535)			-	-

UNIVERSITY OF NEW HAMPSHIRE DURHAM
DETAILED SCHEDULE OF REVENUES, EXPENSES, AND TRANSFERS
FOR THE YEAR ENDED JUNE 30, 2020

Fund	Fund Title	Net Student Tuition	Grant Revenue¹	Auxiliary Revenue	Appropriations & Other Revenue	Employee Compensation	Supplies and Services	Other Expenses	Transfers In/(Out)	Beginning Fund Balance 06/30/2019	Ending Fund Balance 06/30/2020
111E38	Cod Genomics Stock Structure		13,951			(5,958)	(7,993)			-	-
111E40	IT Support for NOAA UNH Employ		59,088				(59,088)			-	-
111E42	Shellfish Aquaculture		18,937			(7,639)	(11,298)			-	-
111E49	Assessment Atlantic Wolffish		16,724			(13,404)	(3,320)			-	-
111E52	CRRC Admin	(12,966)	947,984			(121,559)	(813,266)	(193)		-	-
111E53	Alleviate Eider Duck Predation		91,059			(28,658)	(62,401)			-	-
111E54	Garfo Fishing Gear Workshops		16,803			(13,336)	(3,467)			-	-
111E57	Underutilized Fish Species		1,809				(1,809)			-	-
111E58	Network Visioning Project		3,814			(2,973)	(841)			-	-
111E59	NH Sea Grant 2018-2021 Omnibus		67,909			(42,022)	(25,887)			-	-
111E60	Sustainability of NE Aquacult		61,592			(35,785)	(25,807)			-	-
111E62	ERMA Continue of Tasks		203,366				(203,366)			-	-
111E63	Berlinsky-Striped Bass	(5,901)	55,612			(13,627)	(36,084)			-	-
111E64	Program Development		1,000				(1,000)			-	-
111E65	Chen Dartmouth Sub		109,427				(109,427)			-	-
111E66	Communications		113,367			(97,304)	(16,063)			-	-
111E67	Watson Jonah Crabs		49,550			(21,912)	(27,638)			-	-
111E68	Watts Ecosystem Assessments		5,245			(2,810)	(2,435)			-	-
111E69	Whistler Vibrio		45,692			(26,370)	(19,322)			-	-
111E72	Education		110,999			(109,116)	(1,883)			-	-
111E73	Extension		229,950			(201,581)	(28,369)			-	-
111E74	Workforce Development		28,085			(14,936)	(13,149)			-	-
111E77	2018-19 NOAA Great Bay System		93,668			(60,680)	(32,988)			-	-
111E78	Fellowship Program Supplement		11,463			(9,097)	(2,366)			-	-
111E79	Offshore Aquaculture Demo		230,601			(70,233)	(160,368)			-	-
111E81	iXblue		419,265				(419,265)			-	-
111E82	Mouser-Development		1,167				(1,167)			-	-
111E83	Emerging Shellfish Aquaculture		200,121			(103,136)	(96,985)			-	-
111E84	Offshore Wind Energy Dev in NH		3,660			(3,475)	(185)			-	-
111E85	Preliminary Analysis of PFAS		6,968			(1,105)	(5,863)			-	-
111E86	Oyster Relay		6,797			(6,797)				-	-
111E87	Artificial Lobster Bait		7,659			(4,976)	(2,683)			-	-
111E88	Microplastic Particle Distrib		5,911				(5,911)			-	-
111E89	Comparative Study of Eelgrass		6,052			(4,667)	(1,385)			-	-
111E90	Biological Stock Structure		8,340				(8,340)			-	-
111E91	Oyster Larvae and Recruitment		5,001			(2,721)	(2,280)			-	-
111E92	SG: Regional Lobster Extension		5,245			(4,162)	(1,083)			-	-
111E93	Sea Grant Visioning Efforts		4,268			(3,157)	(1,111)			-	-
111E94	Fishing Gear Workshops		6,264			(4,162)	(2,102)			-	-
111E95	Usefulness of High-Resolution		7,753			(7,753)				-	-
111E96	NH American Eel		19,891			(15,616)	(4,275)			-	-
111E97	ASV Funding		25,554				(25,554)			-	-
111E98	IT Support NOAA UNH Employ CF		7,034				(7,034)			-	-
111E99	Undercurrents		12,325			(5,325)	(7,000)			-	-
111D80	2014 Program Management		179				(179)			-	-
111D83	2014-17 NHSG Extension		5,474			(5,474)				-	-
111D84	2014-2017 NHSG Communities		9,252			(7,090)	(2,162)			-	-
111D90	2014-17 NHSG Education		10,096			(10,096)				-	-
111D91	2014-17 NHSG Communications		13,650			(13,567)	(83)			-	-
111F00	Saildrone Surveyor: Deep Ocean		234,300				(234,300)			-	-
111F01	CAMPI		56,680			(21,603)	(35,077)			-	-
111F02	Oil Database		30,705			(13,140)	(17,565)			-	-
111F03	Jesse Ross - 2020 Knauss		24,084			(21,113)	(2,971)			-	-
111F04	ERMA FY20-21		41,470				(41,470)			-	-
111F05	Rainbow Smelt in NH		902			(599)	(303)			-	-

UNIVERSITY OF NEW HAMPSHIRE DURHAM
DETAILED SCHEDULE OF REVENUES, EXPENSES, AND TRANSFERS
FOR THE YEAR ENDED JUNE 30, 2020

Fund	Fund Title	Net Student Tuition	Grant Revenue¹	Auxiliary Revenue	Appropriations & Other Revenue	Employee Compensation	Supplies and Services	Other Expenses	Transfers In/(Out)	Beginning Fund Balance 06/30/2019	Ending Fund Balance 06/30/2020
111F06	Seabirds as Indicators		1,454			(997)	(457)			-	-
111F08	Wastewater Treatment Processes		4,616			(3,067)	(1,549)			-	-
111F12	Graduate Summer Fellowship		6,028			(4,784)	(1,244)			-	-
13A095	Food Safety Modernization Act		64,255			(48,593)	(15,662)			-	-
13A096	2019 IPM Vegetable		36,394			(21,943)	(14,451)			-	-
13A097	2019 IPM SWD		39,356			(25,663)	(13,693)			-	-
13A099	2019 IPM BMSB		22,697			(9,427)	(13,270)			-	-
13A100	BMSB & SWD		9,680			(4,264)	(5,416)			-	-
13A101	2019-2020 Supervisory Cert Trn		21,906			(17,386)	(4,520)			-	-
13A102	Cold-Hardy Hydrangea Cultivars		1,635			(259)	(1,376)			-	-
13A103	Integration of Natural Product		1,701			(1,701)				-	-
13A104	2020 IPM Program for Veg. Crop		436			(346)	(90)			-	-
13A106	20 Brown Marmorated Stink Bug		903				(903)			-	-
13C005	2018 NH Forest Stewardship		2,737			(2,173)	(564)			-	-
13C006	2019 NH Forest Stewardship		72,092			(57,216)	(14,876)			-	-
13C007	2019 Urban Community Forestry		51,671			(41,009)	(10,662)			-	-
13D087	UNH-TRRE		7,998				(7,998)			-	-
13D088	UNH 4U - Voc Rehab		10,686			(6,920)	(3,766)			-	-
13D089	UNH Upward Bound		19,093				(19,093)			-	-
13D090	Proposal Study School Funding		86,741			(60,523)	(26,218)			-	-
13F089	Moose Population Dynamics	(1,691)	47,165			(31,770)	(13,704)			-	-
13F104	Rainbow Smelt Resource		26,306				(26,306)			-	-
13F341	Taking Action Wildlife-Pr Yr2		1,748				(1,748)			-	-
13F344	White and Seavey Islands		28,053			(18,043)	(10,010)			-	-
13F345	Predator Mangement		724			(485)	(239)			-	-
13F346	Roseate		6,737			(4,971)	(1,766)			-	-
13F347	Ext Wildlife Conservation		73,763			(56,991)	(16,772)			-	-
13F348	Proj 1B-Coverts Training		42,096			(32,159)	(9,937)			-	-
13F349	ProjII: Taking Action Wildlife		34,764			(26,128)	(8,636)			-	-
13F350	ProjIII:TechAsst-SpeciesHabita		17,230			(11,107)	(6,123)			-	-
13F351	Proj IV: SGCN		10,302			(7,959)	(2,343)			-	-
13F352	Rainbow Smelt Resource		1,008			(694)	(314)			-	-
13F353	White and Seavey Islands Tern		24,001			(15,373)	(8,628)			-	-
13F354	ST1206 (Predator Mgmt)		1,361			(1,080)	(281)			-	-
13G101	GRANIT FY20-21		97,499			(67,641)	(29,858)			-	-
13GFN0	2009-2010 NH State Grant									250	250
13GFN9	2008-2009 NH State Grant									500	500
13H243	CORE FY18-FY19 OMBP FY19		47				(47)			-	-
13H245	STY-I Grant		186,622			(89,552)	(97,070)			-	-
13H247	Education Tuition Partnership	(2,336)	2,336							-	-
13H248	Core FY19		(3,068)			1	3,067			-	-
13H254	NH Public Health Labs Study		15,561			(10,339)	(5,222)			-	-
13H255	Business Case Development		469,083			(213,917)	(255,166)			-	-
13H258	Harm Reduction Education		108,496			(48,953)	(59,543)			-	-
13H259	Bioinformatics Analysis of PB		3,132			(2,081)	(1,051)			-	-
13H260	Pediatric Mental Health Care		269,064			(181,533)	(87,531)			-	-
13H261	Community Collaboration		923				(923)			-	-
13H262	Community Collaboration Yr 2		118,938			(84,685)	(34,253)			-	-
13H263	Core FY20		186,630			(165,026)	(21,604)			-	-
13H264	CORE FY20: OMBP		311,541			(234,178)	(77,363)			-	-
13H265	CORE FY20: Elec Health Records		454,145			(159,025)	(295,120)			-	-
13H266	CORE FY20: DPHS		224,205			(173,550)	(50,655)			-	-
13H267	CORE FY20: Oral Health		53,373			(38,638)	(14,735)			-	-
13H268	CORE FY20: State Opiod Respons		144,327			(125,480)	(18,847)			-	-
13H269	Epidemiological Support		165,147			(125,701)	(39,446)			-	-

UNIVERSITY OF NEW HAMPSHIRE DURHAM
DETAILED SCHEDULE OF REVENUES, EXPENSES, AND TRANSFERS
FOR THE YEAR ENDED JUNE 30, 2020

Fund	Fund Title	Net Student Tuition	Grant Revenue¹	Auxiliary Revenue	Appropriations & Other Revenue	Employee Compensation	Supplies and Services	Other Expenses	Transfers In/(Out)	Beginning Fund Balance 06/30/2019	Ending Fund Balance 06/30/2020
13H270	SNAP-ED FY20		245,291			(160,100)	(85,191)			-	-
13H271	SNAP-ED FY20 Jaffee		4,219			(3,336)	(883)			-	-
13H272	Ed Tuition Partnership FY20	(84,590)	139,430			(31,578)	(23,262)			-	-
13H273	DD Council - Think College		22,514			(17,868)	(4,646)			-	-
13H274	FY20 Epidemiological Support		41,753			(20,234)	(21,519)			-	-
13H277	Harm Reduction Education		62,608			(26,788)	(35,820)			-	-
13H278	13H255 Large Vendors		54,402				(54,402)			-	-
13H279	Implementation Science Team Re		9,949			(382)	(9,567)			-	-
13H282	NH SNAP-ED		689,303			(506,971)	(182,332)			-	-
13J072	Victims of Crime Act (VOCA)		304,379			(163,105)	(141,274)			-	-
13J073	Littleton Hospital Withdrawal		9,027			(2,627)	(6,400)			-	-
13J074	NH DOJ Dartmouth-CMC		30,022			(10,382)	(19,640)			-	-
13R262	Drinking Water Improvement		9,721			(5,963)	(3,758)			-	-
13R265	NHIRC Microstructure and Mech	4,994	(4,994)							-	-
13R268	NHIRC: Dartmouth Sub-MRI		(2,345)				2,345			-	-
13R269	NHIRC:Dartmouth Sub Bioimpede		29,695				(29,695)			-	-
13R285	NHIRC Dev. Watts Pipe Tool		(179)				179			-	-
13R293	NHIRC Admin SBIR STTR FY18		9,859				(9,859)			-	-
13R296	NHIRC Admin SBIR STTR FY19		30,815			(30,815)				-	-
13R297	Diameter Bioreactor (VDB)		10,337			(3,148)	(7,189)			-	-
13R298	Dartmouth-JavelinOncology FY19		46,884				(46,884)			-	-
13R299	NHIRC: C3I, Inc		11,035			(11,035)				-	-
13R300	Dartmouth Lyticon, LLC FY19		7,213				(7,213)			-	-
13R301	2019-2021 SBDC		375,313			(375,313)				-	-
13R302	NHIRC Admin SBIR-STTR		47,056			(47,056)				-	-
13R304	NHIRC Dartmouth-Javelin		34,993				(34,993)			-	-
13R307	NHIRC Revision Military		5,486			(5,486)				-	-
13R308	NHIRC US Nanosolutions	(6,381)	20,264			(13,883)				-	-
13S043	SkyWatch		5,264				(5,264)			-	-
13S058	ILO-Steven Clark		2,565			(2,565)				-	-
13S059	ILO-Kevin Cyr		3,335			(3,335)				-	-
13S062	Impaired Driving Campaign		20,000				(20,000)			-	-
13S063	2019 NH Seat Belt Observation		7,930			(6,294)	(1,636)			-	-
13S064	2019 NH Seat Belt Attitude		6,500			(3,898)	(2,602)			-	-
13S065	UNH SMG-UEG-UC Active Threat		4,101				(4,101)			-	-
13S066	Intelligence Liaison Officer		3,173			(3,173)				-	-
13S067	Intelligence Liaison Officer		40,366			(40,366)				-	-
13S068	GSC Table Top Exercise		4,489				(4,489)			-	-
13S069	Drive Sober or Get Pulled Over		5,040				(5,040)			-	-
13S072	Las Vegas Event Shoot Response		5,345				(5,345)			-	-
13S073	AAIR Course		1,755				(1,755)			-	-
13S074	2020 UNH Seat Belt Survey		22,359			(17,672)	(4,687)			-	-
13T058	NH DOT Bay Bridge Service		4,014			(88)	(3,926)			-	-
13T082	Concrete Bridge Curb SPR26962P	(3,623)	18,853			(10,092)	(5,138)			-	-
13T088	T2 2018-2019 Workshops		164,915			(81,788)	(83,127)			-	-
13T089	T2 2018-2019 Services		62,313			(34,635)	(27,678)			-	-
13T090	T2 2018-2019 SADES Maintenance		42,650			(19,980)	(22,670)			-	-
13T091	T2 2018-2019 Bridge		17,861			(13,231)	(4,630)			-	-
13T092	Green Infrastructure Restorat		24,955			(19,806)	(5,149)			-	-
13T093	SADES RSMS		18,750			(13,784)	(4,966)			-	-
13T094	SADES Ped		17,473			(12,900)	(4,573)			-	-
13T095	SADES CCDS		9,453			(6,872)	(2,581)			-	-
13T096	SADES Stream		2,641			(1,956)	(685)			-	-
13T097	SADES Research		3,176			(2,353)	(823)			-	-
13T098	SADES Pavement		1,988			(1,472)	(516)			-	-

UNIVERSITY OF NEW HAMPSHIRE DURHAM
DETAILED SCHEDULE OF REVENUES, EXPENSES, AND TRANSFERS
FOR THE YEAR ENDED JUNE 30, 2020

Fund	Fund Title	Net Student Tuition	Grant Revenue¹	Auxiliary Revenue	Appropriations & Other Revenue	Employee Compensation	Supplies and Services	Other Expenses	Transfers In/(Out)	Beginning Fund Balance 06/30/2019	Ending Fund Balance 06/30/2020
13T099	Permeafor	(7,619)	54,952			(29,124)	(18,209)			-	-
13T100	RAC-Smart Rock		25,801			(15,725)	(10,076)			-	-
13T101	Culvert Low Flow Hydraulics		7,785			(5,881)	(1,904)			-	-
13T102	Monitoring Engineered Log Jam		24,386			(16,611)	(7,775)			-	-
13T103	NH Summer TIP		31,216			(22,257)	(8,959)			-	-
13T104	NH Summer TIP: Part Support		17,815				(17,815)			-	-
13T105	Forecast Bridge Condition	(8,993)	34,890			(19,183)	(6,714)			-	-
13T106	SADES Guardrail		45,936			(33,984)	(11,952)			-	-
13T107	SADES Signs		5,762			(4,268)	(1,494)			-	-
13T108	T2 Workshops		97,929			(71,367)	(26,562)			-	-
13T109	T2-Outreach		42,056			(27,259)	(14,797)			-	-
13T110	T2-SADES		12,108			(6,861)	(5,247)			-	-
13V113	Chloride Mitigation		(567)				567			-	-
13V194	NH GRANIT LIDAR Data Mgmt		8,478			(6,271)	(2,207)			-	-
13V204	PTAPP: Phase 3		24,445			(18,507)	(5,938)			-	-
13V205	Nature-Based Coastal Infra		40,837			(26,179)	(14,658)			-	-
13V207	Data Lifecycle Framework		63,262			(10,084)	(53,178)			-	-
13V210	Natural Resource Outreach		1				(1)			-	-
13V211	NH Coastal Viewer		31				(31)			-	-
13V212	FY18 Comprehensive Monitoring		2,998			(2,499)	(499)			-	-
13V214	FY18 CM-David Burdick		7,073			(5,222)	(1,851)			-	-
13V215	FY18 CM-Thomas Gregory		36,197			(30,165)	(6,032)			-	-
13V218	2018 - 19 DES Shellfish Vibrio		15,085			(8,269)	(6,816)			-	-
13V219	Great Bay Waterbody		21,500			(19,545)	(1,955)			-	-
13V220	Lowering Arsenic Water Levels		2,373			(1,883)	(490)			-	-
13V221	LAWL-Woodward		13,603			(10,796)	(2,807)			-	-
13V222	Resilient Coastal NH		9,523			(7,076)	(2,447)			-	-
13V223	Using Science, Building Social		11,190			(5,276)	(5,914)			-	-
13V224	Nutrient Pollution Implement		36,799			(33,454)	(3,345)			-	-
13V225	Alyson Eberhardt		5,999			(4,729)	(1,270)			-	-
13V226	Classroom School Program		13,442			(7,566)	(5,876)			-	-
13V227	Seagrass Health in 2019		36,683			(30,569)	(6,114)			-	-
13V229	Leveraging Natural Resources		34,259			(27,005)	(7,254)			-	-
13V230	Seagrass Health 2019		30,874			(25,729)	(5,145)			-	-
13V232	Algal Classification Index		43,392			(31,510)	(11,882)			-	-
13V233	Northeast Regional Lakes eDNA		7,985			(4,945)	(3,040)			-	-
13V234	Natural Resources Outreach		12,499			(9,920)	(2,579)			-	-
13V235	Volunteer Beach Profiling Prog		34,234			(16,391)	(17,843)			-	-
13V236	Volunteer Beach: Larry Ward		20,573			(15,366)	(5,207)			-	-
13V237	NH Coastal Viewer Enhancement		20,004			(12,296)	(7,708)			-	-
13V238	Coast Shift: NH Seacoast		2,000			(1,479)	(521)			-	-
13V239	Estuarine Monitoring Capital		2,978				(2,978)			-	-
13V242	National Coastal Assessment		7,186			(5,431)	(1,755)			-	-
13Z150	Website nhhealthcost.nh.gov		11,432			(6,374)	(5,058)			-	-
13Z157	NHPG FY19-FY20		22,585			(17,498)	(5,087)			-	-
13Z159	Agency Map Viewers Pilot Proje		70,775			(38,620)	(32,155)			-	-
13Z160	Univ. Museum Textile Digitizat		498			(498)				-	-
13ZG20	2019-2020 Governor's Schol. Program	(118,500)	118,500							-	-
13ZU20	2019-2020 UNIQUE Grant	(497,250)	497,250							-	-
147A00	NUMIFORM 2019		24,034				(24,034)			-	-
147A01	Arctic Village Dynamics		4,752			(3,157)	(1,595)			-	-
147A02	CAREER: An Integrated Platform		21,097			(11,675)	(9,422)			-	-
147A04	GRFP: Alexandria Hidrovo	(6,696)	46,442			(38,169)	(1,577)			-	-
147A05	GRFP: Sydney Birch	(12,000)	50,169			(38,169)				-	-
147A06	GRFP: Alexandria Hidrovo		(3,923)			3,923				-	-

UNIVERSITY OF NEW HAMPSHIRE DURHAM
DETAILED SCHEDULE OF REVENUES, EXPENSES, AND TRANSFERS
FOR THE YEAR ENDED JUNE 30, 2020

Fund	Fund Title	Net Student Tuition	Grant Revenue¹	Auxiliary Revenue	Appropriations & Other Revenue	Employee Compensation	Supplies and Services	Other Expenses	Transfers In/(Out)	Beginning Fund Balance 06/30/2019	Ending Fund Balance 06/30/2020
147A07	GRFP: Sydney Birch		(3,923)			3,923				-	-
147A09	REU Supplement		9,713				(9,713)			-	-
147A10	Genomic Heterogeneity	(8,308)	72,740			(34,170)	(30,262)			-	-
147A11	CR: Multibeam Sonar Systems		19,942			(7,946)	(11,996)			-	-
147A12	Student Scholarships	(30,000)	30,000							-	-
147A13	Col Res: Transport Processes		13,137			(2,060)	(11,077)			-	-
147A14	Col Res: Summit Station		54,603			(34,820)	(19,783)			-	-
147A15	uSafeHS	(14,273)	132,457			(71,788)	(46,396)			-	-
147A16	Part Support-Summer Tuition	(4,267)	4,267							-	-
147A17	Col Res: Tree-Ring Data		124,241			(82,108)	(42,133)			-	-
147A18	EPSCoR Part. Sppt. WKFD		6,280				(6,280)			-	-
147A19	ArcticGRO		46,616			(27,245)	(19,371)			-	-
147A20	Collab Res: Sea-Level Rise		55,535			(36,900)	(18,635)			-	-
147A21	AccelNet: ICNet Global		37,536			(20,891)	(16,645)			-	-
147A22	GRFP: Emily Snowman	(5,161)	34,619			(29,458)				-	-
147A23	GRFP: Savannah DeVoe	(12,000)	41,458			(29,458)				-	-
147A24	GRFP: Samuel Palmer	(12,000)	41,458			(29,458)				-	-
147A25	Acquisition Computer Cluster		602,942				(602,942)			-	-
147A26	Collab. Res. Digitization TCN		52,395			(5,663)	(46,732)			-	-
147A27	Pathways to Professions Biosci		38,523			(19,938)	(18,585)			-	-
147A28	Mobilizing Our Coastal Commun		37,816			(24,963)	(12,853)			-	-
147A29	Seed Funds		4,091				(4,091)			-	-
147A31	ITsukrov Res. 3 TP		20,561			(13,594)	(6,967)			-	-
147A34	CR:GOALI: Strain Gradient		14,755			(3,456)	(11,299)			-	-
147A35	CR: Exopolymer & Phytoplankton		55,810			(24,177)	(31,633)			-	-
147A36	SitS NSF UKRI		6,157			(1,230)	(4,927)			-	-
147A37	Nitrogen & Carbon Cycles		6,851			(4,552)	(2,299)			-	-
147A38	DASI Track 2: SWUG		59,653			(32,085)	(27,568)			-	-
147A39	Seed Funding: Intro to Biofab		1,788				(1,788)			-	-
147A40	RII Track-4 Making Galaxies		43,166			(17,119)	(26,047)			-	-
147A41	RII Track-4 Canary Watershed		96,423			(37,991)	(58,432)			-	-
147A42	Land-to-Water Transport		6,851			(4,552)	(2,299)			-	-
147A43	Plasma Sheet Bubbles		634				(634)			-	-
147A44	Soil Warming & Forest Ecosys.		7,143			(4,746)	(2,397)			-	-
147A49	Boolean-Arithmetic Obfuscated		23,656			(15,718)	(7,938)			-	-
147A50	CAREER: Teach Mathematics		4,650			(3,090)	(1,560)			-	-
147A53	CR:Quantification Larval Disp		20,600			(13,688)	(6,912)			-	-
147A54	C19 FW-HTF Theme 2		9,946			(3,940)	(6,006)			-	-
147A56	Andean- Amazonian Watershed		9,780			(7,762)	(2,018)			-	-
14B191	Fast Ethernet	(3,217)	850,846		50,250	(639,027)	(298,241)		39,389	-	-
14B192	InterOperability Lab		1,628,061		43,201	(629,373)	(303,605)		(738,284)	-	-
14B203	Fibre Channel		35,938			(15,127)	(4,358)		(16,453)	-	-
14B206	Wireless Networks		107,249			(115,560)	(32,846)		41,157	-	-
14B214	Adsl		458,914		3,712	(257,069)	(135,211)		(70,346)	-	-
14B215	Bridge Functions		84,375			(40,516)	(8,103)		(35,756)	-	-
14B266	I-Scsi		14,500			(4,873)	(1,189)		(8,438)	-	-
14B347	IPv6	(19,802)	1,418,433		34,500	(795,580)	(242,449)		(395,102)	-	-
14B348	Power over DTE		228,312			(143,329)	(54,488)		(30,495)	-	-
14B411	UV Disinfection of Water Validation	(5,300)	28,391			(8,161)	(14,930)			-	-
14B604	MIPI		140,000			(68,519)	(54,799)		(16,682)	-	-
14B676	AVB-Audio Video Bridging	(16,016)	197,275		450	(132,340)	(24,356)		(25,013)	-	-
14B707	1588 - Precision Clock		78,300			(90,579)	(22,503)		34,782	-	-
14B765	NVMe		526,000		14,925	(295,973)	(102,410)		(142,542)	-	-
14B867	Hybrid Processing Squash		10,720			(4,440)	(6,280)			-	-
14B883	Breeding Striped Pumpkins		4,280			(3,278)	(1,002)			-	-

UNIVERSITY OF NEW HAMPSHIRE DURHAM
DETAILED SCHEDULE OF REVENUES, EXPENSES, AND TRANSFERS
FOR THE YEAR ENDED JUNE 30, 2020

Fund	Fund Title	Net Student Tuition	Grant Revenue¹	Auxiliary Revenue	Appropriations & Other Revenue	Employee Compensation	Supplies and Services	Other Expenses	Transfers In/(Out)	Beginning Fund Balance 06/30/2019	Ending Fund Balance 06/30/2020
14B895	IRB Support for JUICE		4,330			(2,200)	(2,130)			-	-
14B899	IOL Equipment Fund						(30,745)		30,745	-	-
14B921	OBHC		146,802			(86,962)	(59,840)			-	-
14B925	Polymer Research Group Indust	(2,191)	87,098			(76,577)	(8,330)			-	-
14B946	Time Sensitive Networks	(5,166)	261,688			(227,727)	(75,940)		47,145	-	-
14B947	Carrier Ethernet					94	19		(113)	-	-
14B951	PREP Monitoring Collaborative		50,078			(14,262)	(35,816)			-	-
14B966	Sustained Real-Time Turbidity		39,408				(39,408)			-	-
14B969	NatSCEV4		17,276			(11,479)	(5,797)			-	-
14B970	Viavi MLTT Support Project		110,102			(74,399)	(15,162)		(20,541)	-	-
14B978	Electrochemical Synthesis		4,035			(2,876)	(1,159)			-	-
14B979	Deep Water Atlantic Habitats		15,582			(10,139)	(5,443)			-	-
14B981	Halo Triton Barrier at UNH		32,831			(12,884)	(19,947)			-	-
14B982	Managing Hardware Security	(22,554)	38,020			(9,287)	(6,179)			-	-
14B983	EHIS Spare Instrument-38		(2,091)				2,091			-	-
14B984	OPNFV	(9,231)	233,251			(167,496)	(61,789)		5,265	-	-
14B986	IOL Software Development		48,750			(36,334)	(7,267)		(5,149)	-	-
14B987	Sodium Butyrate & Monensin		24,525			(1,816)	(22,709)			-	-
14B988	AquaShield Testing		41,070			(14,472)	(26,598)			-	-
14B991	AquaShield Testing		14,447			(3,699)	(10,748)			-	-
14B995	Continuous, High Yield Kelp	(32,010)	195,308			(94,084)	(69,214)			-	-
14BA00	NISMART-4		75,872			(50,413)	(25,459)			-	-
14BA05	(BIA) Internet Safety Ed		111,106			(63,159)	(40,510)		(7,437)	-	-
14BA06	IOL Investments		2,000						588,008	468,498	1,058,506
14BA08	EHIS Software Support 44		(854)				854			-	-
14BA09	EHIS GOES 16 GS PLPT Suppt 45		2,271			(1,509)	(762)			-	-
14BA10	Miscellaneous Business		(68,731)			(1,114)	(110)		69,955	-	-
14BA12	EHIS Spare Emulator Build-43		31,666			(21,041)	(10,625)			-	-
14BA13	EHIS GOES-16 OnOrbitTrending41		46,629			(30,874)	(15,755)			-	-
14BA15	Spare Assembly Test-45		244,059			(145,125)	(98,934)			-	-
14BA17	Particle Swarm Optimization	(12,147)	90,083			(43,331)	(34,605)			-	-
14BA18	UNH Oceanography Graduate Prog		285				(285)			-	-
14BA19	3D-Printed Scintillation		103			(103)				-	-
14BA21	Rye Water Dist. Water Quality		1,273			(783)	(490)			-	-
14BA22	Photon-Based Methods		42,521			(25,866)	(16,655)			-	-
14BA23	DRIVEN		61,945			(51,621)	(10,324)			-	-
14BA24	Predicting SPE Fluxes		4,367			(2,902)	(1,465)			-	-
14BA28	NETC ICNet Workshop		2,315			(1,712)	(603)			-	-
14BA30	Workplace Sexual Harassment		20,198			61	(20,259)			-	-
14BA31	PREP Monitoring D.Burdick		3,591			(2,754)	(837)			-	-
14BA32	PREP Monitoring F.Short		6,365			(5,304)	(1,061)			-	-
14BA34	Integrated Stormwater Mgmt		96,188			(70,781)	(25,407)			-	-
14BA35	SML Calendar Year 19		308,135			(192,258)	(115,877)			-	-
14BA36	ENSEMBLE Toolkit	(5,196)	80,347			(47,949)	(27,202)			-	-
14BA37	Cost of Chlorine Testing		17,247			(1,274)	(15,973)			-	-
14BA38	Innovative Packaging	(4,056)	43,716			(25,701)	(13,959)			-	-
14BA39	Micro Faraday Cup		7,542			(3,271)	(4,271)			-	-
14BA40	Biofab & Bioengineering K12		86,962			(14,268)	(72,694)			-	-
14BA41	Transient Phenomena		3,425			(2,276)	(1,149)			-	-
14BA42	Seagrass Site in Ports Harbor		21,952			(18,293)	(3,659)			-	-
14BA43	Miscellaneous Business		466,879			(336,873)	(109,121)		(20,885)	-	-
14BA44	Determining Bioavailabilty		54,570			(15,607)	(27,027)		(11,936)	-	-
14BA45	ORPC: HighDeflection Hydrofoil	(17,987)	67,850			(32,360)	(17,503)			-	-
14BA46	NVMe Over Fabrics		143,626		1,350	(107,352)	(23,941)		(13,683)	-	-
14BA47	GLOBE SRS: 2019 and 2020		1,100				(1,100)			-	-

UNIVERSITY OF NEW HAMPSHIRE DURHAM
DETAILED SCHEDULE OF REVENUES, EXPENSES, AND TRANSFERS
FOR THE YEAR ENDED JUNE 30, 2020

Fund	Fund Title	Net Student Tuition	Grant Revenue¹	Auxiliary Revenue	Appropriations & Other Revenue	Employee Compensation	Supplies and Services	Other Expenses	Transfers In/(Out)	Beginning Fund Balance 06/30/2019	Ending Fund Balance 06/30/2020
14BA48	Evaluation - Carsey School		9,019			(8,200)	(819)			-	-
14BA49	Cutts Cove Living Shoreline		16,213			(11,863)	(4,350)			-	-
14BA50	(SMET) Tele-Operation Feedback	(448)	38,225			(22,898)	(12,233)		(2,646)	-	-
14BA51	Pall Corp Misc Proj XVIII		119,248			(71,575)	(47,673)			-	-
14BA52	MIGSI Sensor		48,653			(28,242)	(20,411)			-	-
14BA53	NH-JMH, Inc Disinfection Study	(3,352)	9,962			(4,392)	(2,218)			-	-
14BA54	CDFI Capital Project		68,253			(54,091)	(14,162)			-	-
14BA55	Energetic Electron Microinject		42,620			(28,319)	(14,301)			-	-
14BA56	Value of Aramid Fiber	(7,439)	36,774			(17,687)	(11,648)			-	-
14BA57	Marine Atmospheric Modeling		43,403			(13,385)	(29,511)		(507)	-	-
14BA58	Watts Water	(9,969)	80,030			(46,252)	(23,809)			-	-
14BA59	Road Usage Fee Deployment		39,214			(21,887)	(17,327)			-	-
14BA60	Curved Microchannel Plates	(2,191)	60,435			(27,720)	(30,524)			-	-
14BA61	Testing for StormKleener		4,384			(1,001)	(3,383)			-	-
14BA62	Country Pond Watershed Plan		4,266			(3,386)	(880)			-	-
14BA63	Rumen Protected Lysine		62,684			(30,459)	(32,225)			-	-
14BA64	Denitrifying Probiotic		42,417			(16,275)	(26,142)			-	-
14BA65	TO 366 SSY Youth Emp.		5,635			(3,744)	(1,891)			-	-
14BA66	Summit TO #459 MRFC		15,844			(10,528)	(5,316)			-	-
14BA68	Misc Business 11/21/19 - 5/31/20		224,083			(167,205)	(56,878)			-	-
14BA69	SML Calendar Year 20		213,243		188	(165,689)	(47,556)			-	186
14BA72	PFAS in Drinking Water		6,212			(4,127)	(2,085)			-	-
14BA73	CDFI Capital Project		55,758			(40,689)	(15,069)			-	-
14BA75	Nitrogen budgets of Lamprey Rv		5,051			(4,592)	(459)			-	-
14BA76	CDFI Capital Project		10,764			(7,286)	(3,478)			-	-
14BA77	FM4 Sensor PSR Support		26,947			(17,905)	(9,042)			-	-
14BA78	Monitoring stormwater		5,940			(3,444)	(2,496)			-	-
14BA80	PREP: Town of Durham		14,525			(11,575)	(2,950)			-	-
14BA81	Mercer-EVV		9,152			(7,264)	(1,888)			-	-
14BA82	MISC PALL XIX		51,497			(31,811)	(19,686)			-	-
14BA84	PREP Data Management	(2,855)	8,886			(3,893)	(2,138)			-	-
14BA85	G16 Operations Support - 47		4,496			(2,974)	(1,522)			-	-
14BA87	Misc Business 05.1.20-04.30.21		20,224			(17,434)	(2,790)			-	-
14BA88	Incorporation of high-fidelity		3,703			(3,366)	(337)			-	-
14BA89	Curved Integral Abutment Bridg		8,966			(5,957)	(3,009)			-	-
14BA90	Monitoring Seaweed Abundance		11				(11)			-	-
14F151	Confucius Institute		145,482		83		(145,482)			-	83
14F158	Integrated Multibeam Survey		130,534			(25,727)	(104,807)			-	-
14F160	GEBCO Years 13 & 14 Travel		(240)				240			-	-
14F164	James Bay Ecology		(2,853)				2,853			-	-
14F165	Hemoglobin Oxygen Therapeutic		8,267			(1,973)	(995)		(5,299)	-	-
14F166	Sound and Marine Life Joint In		7,372			(4,898)	(2,474)			-	-
14F171	3rd NOAA Chart Adequacy Eval		682						(682)	-	-
14F180	Hybrid Pumpkin&Squash Varities		3,087			(1,967)	(1,120)			-	-
14F181	Nagoya University Visiting Sci		13,517			(35,161)			21,644	-	-
14F183	Effect of Selisseo		55,620			(36,367)	(19,253)			-	-
14F185	In Vivo Plasma Dose-Response		3,397			(2,271)	(1,126)			-	-
14F186	GEBCO Training Project 15 & 16	(160,486)	592,111			(330,887)	(100,738)			-	-
14F187	GEBCO Travel 15 & 16		73,355				(73,355)			-	-
14F188	Network for Seabed 2030		81,038				(81,038)			-	-
14F189	GEBCO-NF: XPRIZE Round 2		13,593				(13,593)			-	-
14F190	Seabed 2030		31,689			(21,184)	(10,505)			-	-
14F192	Rumen Protected Histidine Supp		1,417				(725)		(692)	-	-
14F194	The Missing Link:		4,804			(3,192)	(1,612)			-	-
14F195	2018-2019 Scholars Renewal App		35,848			(7,997)	(27,851)			-	-

UNIVERSITY OF NEW HAMPSHIRE DURHAM
DETAILED SCHEDULE OF REVENUES, EXPENSES, AND TRANSFERS
FOR THE YEAR ENDED JUNE 30, 2020

Fund	Fund Title	Net Student Tuition	Grant Revenue¹	Auxiliary Revenue	Appropriations & Other Revenue	Employee Compensation	Supplies and Services	Other Expenses	Transfers In/(Out)	Beginning Fund Balance 06/30/2019	Ending Fund Balance 06/30/2020
14F196	The Legacy of Birgitta Sweden		123,792			(98,248)	(25,544)			-	-
14F198	Ecological Health of James Bay		87,951			(69,802)	(18,149)			-	-
14F199	Online Violence Against Children		39,935			(35,340)	(4,595)			-	-
14F200	UNIKE on Mycotoxin		57,799			(18,762)	(39,037)			-	-
14F201	Efficacy Testing LALGUARD		34,995			(19,378)	(15,617)			-	-
14F202	Plasma Sulfur Amino Acid Level		57,971			(20,299)	(37,672)			-	-
14F203	Bell Tower and Minarets		18,000			(18,000)				-	-
14F204	Rumen Protected Lys Products		8,572			(2,220)	(6,352)			-	-
14G257	Case Study of Collapsed Stock		2,024				(2,024)			-	-
14G267	Friends of Fulbright Undergrad		12,486			(2,525)	(9,961)			-	-
14G269	Vertical Science Literacy		137						(137)	-	-
14G270	Rehabilitation of Concrete	(6,287)	52,739			(29,226)	(17,226)			-	-
14G276	Prairie Mole Cricket Yr 2 & 3		1,363				(1,363)			-	-
14G277	Prairie Mole Cricket Year 2		4,876			(3,240)	(1,636)			-	-
14G279	Natural Sediment Event		(268)			212	56			-	-
14G280	IDN 6 SSA Facilitation and Int		122						(122)	-	-
14G281	NERR Sentinel Site Data		18,215			(12,739)	(5,476)			-	-
14G282	Florida FWC 2019 Apalachicola		210,369			(87,593)	(122,776)			-	-
14G283	Shoreline Wagon Hill Farm		20,286			(14,682)	(5,604)			-	-
14G284	Lamprey River Water Quality		34,318			(19,701)	(14,617)			-	-
14G285	Berlin School Governance NMEF		28,315			(23,340)	(4,975)			-	-
14G286	Jackson Lab Contract		9,437			(6,980)	(2,457)			-	-
14G287	Effects of Air Voids on DCT		2,638			(1,753)	(885)			-	-
14G288	200 TN Samples		4,173			(2,534)	(1,639)			-	-
14G289	Distribution System Disinfectant		4,571			(3,037)	(1,534)			-	-
14G291	Using Environmental DNA (eDNA)		10,000			(9,502)	(498)			-	-
14G292	2018-2019 VT Fuel Assessment		24,443			(19,627)	(4,816)			-	-
14G293	IDN 6 SSA Facilitation and Int		121,675			(85,492)	(36,183)			-	-
14G294	Pathway to Work 2019-20		118,343			(118,026)	(317)			-	-
14G295	oTherm		46,279			(30,750)	(15,529)			-	-
14G296	Mechanistic Load Restriction		19,503			(12,481)	(7,022)			-	-
14G297	oTherm-J.Lapak		31,515			(20,396)	(11,119)			-	-
14G298	No Markets, No Managements		13,906			(11,036)	(2,870)			-	-
14G299	(CIR) Materials	(6,832)	41,003			(20,550)	(13,621)			-	-
14G300	Monitoring Stormwater Systems		4,385			(1,892)	(2,493)			-	-
14G301	Tide and Flood Monitoring		6,804			(5,400)	(1,404)			-	-
14G302	Friends of Fulbright Undergrad		25,545				(25,545)			-	-
14G303	Walleye Triploidy Testing		48,797			(30,545)	(18,252)			-	-
14GFVD	2017-2018 Vermont State Grant									500	500
14GFVF	2019-2020 Vermont State Grant	(79,125)	79,125							-	-
14N808	MMS - Project Management		39,406			(24,943)	(14,463)			-	-
14N820	MMS - Phase E - MO & DA	(8,765)	3,308,654			(691,723)	(2,608,166)			-	-
14NC57	Solar Orbiter Project Mgmt		17,320			(11,742)	(5,578)			-	-
14NC58	Solar Orbiter-Science		102,550			(60,462)	(42,088)			-	-
14NC59	Solar Orbiter-Sys. Engineer		1,597			(1,082)	(515)			-	-
14NF54	WMI NEC Genetic Monitoring		5,620			(2,197)	(1,137)		(2,286)	-	-
14NF56	Sexual Perpetration in Teens		50,643			(34,334)	(16,309)			-	-
14NG25	Center Broadband Excellence		1,943				(1,943)			-	-
14NG71	New York State APCD Support		20,847						(20,847)	-	-
14NG93	NATSAP FY17-19		25,564			(25,479)	(85)			-	-
14NG97	WISE Self Study and Prevention		4,038						(4,038)	-	-
14NG98	Challenges to Amer Democracy		2,056			(2,056)				-	-
14NH17	NERACOOS: IOOS		283,562			(196,847)	(86,715)			-	-
14NH24	LTER-Plum Island Ecosystems	(8,308)	66,015			(37,487)	(20,220)			-	-
14NH31	MoS2 Catalysis		12,156			(12,156)				-	-

UNIVERSITY OF NEW HAMPSHIRE DURHAM
DETAILED SCHEDULE OF REVENUES, EXPENSES, AND TRANSFERS
FOR THE YEAR ENDED JUNE 30, 2020

Fund	Fund Title	Net Student Tuition	Grant Revenue¹	Auxiliary Revenue	Appropriations & Other Revenue	Employee Compensation	Supplies and Services	Other Expenses	Transfers In/(Out)	Beginning Fund Balance 06/30/2019	Ending Fund Balance 06/30/2020
14NH32	Kessler Employer Survey		48,343			(40,062)	(8,281)			-	-
14NH34	DWH GoMRI Year 2- Jan 2017	770							(770)	-	-
14NH37	NH Humanities Collaborative		124,170			(102,028)	(22,142)			-	-
14NH56	HYPE		178						(178)	-	-
14NH62	Older Youth at Risk		7,225			(6,283)	(942)			-	-
14NH66	LTER: Hubbard Brook Exp Forest		88,939			(68,919)	(20,020)			-	-
14NH67	Modeling and Remote Sensing		23,501			(15,099)	(8,402)			-	-
14NH68	DroughNet		6,108			(3,198)	(2,910)			-	-
14NH78	NHEEMC Mathematics Instruction		21,620			(11,619)	(10,001)			-	-
14NH79	Healy Wave Energy Convertor		10,875			(7,226)	(3,649)			-	-
14NH80	CC Cyber Team		63,180			(45,286)	(17,894)			-	-
14NH81	Bathymetric Surveys		(576)				576			-	-
14NH90	Aging Network Advocacy Project		34,024			(29,473)	(4,551)			-	-
14NI00	Wages of Power & Wages		10,077			(5,577)	(4,500)			-	-
14NI03	CF North Miami Dave Evaluation		13,307			(11,571)	(1,736)			-	-
14NI07	Status of Women & Girls in NH		10,655			(9,686)	(969)			-	-
14NI14	VFRP: Child & Family Poverty		1,552			(1,413)	(139)			-	-
14NI32	Potential of Farmed Kelp		44,456			(29,360)	(15,096)			-	-
14NI33	ACE Project		174				(174)			-	-
14NI37	NH CBO Business Acumen		8,934			(291)	(8,643)			-	-
14NI39	IDN Region 4		22,262			(18,492)	(3,770)			-	-
14NI42	Investing in Our Future		31,664				(31,664)			-	-
14NI44	Coos Youth Study		158						(158)	-	-
14NI46	Code.org Regional Partnership		25,716				(25,716)			-	-
14NI47	Energetic Storm Particle Event		17,237			(11,453)	(5,784)			-	-
14NI48	Thin Layer Sediment Placement		20,389			(14,026)	(6,363)			-	-
14NI52	DWH GoMRI Year 3 - Jan 2018		109,845				(109,845)		199	-	199
14NI54	Creating Functioning Landscape	(5,331)	49,529			(27,056)	(17,142)			-	-
14NI56	IDN1 Project Facilitation		71,247				(549)		(70,698)	-	-
14NI60	Science Friday		34				(34)			-	-
14NI66	Embedding Public Engagemen		12,280			(8,267)	(4,013)			-	-
14NI69	Summer Boot Camps		56,676			(4,629)	(52,047)			-	-
14NI70	Science-Based Rehabilitation		45,037			(24,625)	(20,412)			-	-
14NI72	NEC Forestry in Southern NH		9,226			(7,323)	(1,903)			-	-
14NI74	The PATH Program: VISN 1 Expan		31,290			(27,938)	(3,352)			-	-
14NI77	HYPE Program 2018		8,137				(8,137)			-	-
14NI78	Tobacco Free Campus		10,357			(2,023)	(8,334)			-	-
14NI86	Antibiotic Use in Shelter Cats		1,165			(181)	(984)			-	-
14NI87	Melissa Bauer: Grant-in-Aid		(395)			395				-	-
14NI88	Food Sources in NH		673			(251)	(422)			-	-
14NI89	Victim of Crime Act: VOCA FY19		(416)			378	38			-	-
14NI90	Diet of Adult Puffins		216						(216)	-	-
14NI91	Code.org K-5 Regional Partner		883				(883)			-	-
14NI95	NNE ECHO Cares Yr2		1,016				(11)		(1,005)	-	-
14NJ00	Healthy Aging Caregiving		449				(449)			-	-
14NJ01	NAHDO Sponsorship		12,539			(6,826)	(5,713)			-	-
14NJ02	CUBESWARM (ARCS) Mission		(198)				198			-	-
14NJ03	The Opt-Out Mechanism		8,987			(8,987)				-	-
14NJ04	African American Experience		15,998			(15,868)	(130)			-	-
14NJ06	SPIRDV FY19		45			(41)	(4)			-	-
14NJ07	VOCA-SA FY19		86				(86)			-	-
14NJ08	VOCA Supp FY19 FY20		35,130			(31,936)	(3,194)			-	-
14NJ09	Everyday Democracy		(822)			715	107			-	-
14NJ10	PESaLTERs Project		26,427			(17,559)	(8,868)			-	-
14NJ13	Field Hearing Innovation		10,550			(9,414)	(1,136)			-	-

UNIVERSITY OF NEW HAMPSHIRE DURHAM
DETAILED SCHEDULE OF REVENUES, EXPENSES, AND TRANSFERS
FOR THE YEAR ENDED JUNE 30, 2020

Fund	Fund Title	Net Student Tuition	Grant Revenue¹	Auxiliary Revenue	Appropriations & Other Revenue	Employee Compensation	Supplies and Services	Other Expenses	Transfers In/(Out)	Beginning Fund Balance 06/30/2019	Ending Fund Balance 06/30/2020
14NJ19	CMMI PTN Year 4 of 5		333,584			(123,954)	(209,630)			-	-
14NJ20	CMMI PTN Year 4 Analytics		69,080			(22,230)	(46,850)			-	-
14NJ21	Maine: Leadership Learning		4,763			(3,898)	(865)			-	-
14NJ22	NTAE-CRM Fellowship		2,081			(2,081)				-	-
14NJ23	RII Track-2 FEC: Genome	(9,037)	175,557			(93,920)	(72,600)			-	-
14NJ24	NAHDO EPHT Technical Assistanc		6,605			(5,744)	(861)			-	-
14NJ25	Americorp		18,803			(16,350)	(2,453)			-	-
14NJ28	BHI Year 4 Funding		31,751			(14,938)	(16,813)			-	-
14NJ34	Oyster Reef Monitoring 18-20		4,657			(4,234)	(423)			-	-
14NJ35	Vibrio Parahaemolyticus Concen		39,064			(26,306)	(12,758)			-	-
14NJ38	Ocean Acidifications Threshold		6,388			(4,083)	(2,305)			-	-
14NJ40	NAHDO- AHRQ Health Care Data		15,696			(13,104)	(2,592)			-	-
14NJ41	IDN 5 SSA Continuation		1,223			(904)	(319)			-	-
14NJ42	Student Cognition Toolbox		126,632			(123,326)	(3,306)			-	-
14NJ43	Statement of Work #6		35						(35)	-	-
14NJ44	Transforming Health-HealthCare		34,170			(25,684)	(8,486)			-	-
14NJ45	L2E2 Sector-Based Cohorts 2019		14,321			(9,432)	(4,889)			-	-
14NJ47	Statewide Conference on Aging		10,000				(10,000)			-	-
14NJ48	Health Policy Response		80,111			(62,991)	(17,120)			-	-
14NJ49	Oyster River Schools Outreach		225						(225)	-	-
14NJ50	NH StateView Program		27,293			(23,189)	(4,104)			-	-
14NJ52	Pesticide Safety ChristmasTree		11,736			(9,314)	(2,422)			-	-
14NJ53	NH CBO Business Acumen		13,480			(2,899)	(10,581)			-	-
14NJ54	Synthesis Long-Term Studies		24,619			(16,358)	(8,261)			-	-
14NJ55	Family Connections 2019		11,072			(7,202)	(3,870)			-	-
14NJ56	JSI-CF SUD HUB TA		22,900			(8,265)	(1,117)		(13,518)	-	-
14NJ58	Educational Outreach: Results		100				(100)			-	-
14NJ59	Metazoan Tree Gene Gain		2,000				(2,000)			-	-
14NJ61	Network Leadership Institute		1,522			(1,126)	(396)			-	-
14NJ62	IDN 7 SSA Continuation		1,787			(1,322)	(465)			-	-
14NJ63	NAHDO CA OSHPD		14,399			(5,580)	(837)		(7,982)	-	-
14NJ66	ABLE NH - Coleman		3,387			(3,387)				-	-
14NJ67	Leadership Learning Exchange		24,743			(7,834)	(16,909)			-	-
14NJ68	Belize River Watershed		33,433			(1,597)	(31,836)			-	-
14NJ69	Backbone Support 2019		107,584			(73,457)	(34,127)			-	-
14NJ70	Lower Wage Workers									-	-
14NJ71	AGS Power Soccer Invitational		12,072			(1,067)	(11,005)			-	-
14NJ72	Financial Engagement		15,111			(11,910)	(3,201)			-	-
14NJ73	NE Coastal Ocean Forecast		103,540			(67,719)	(35,821)			-	-
14NJ75	ECHO Planning		79,965			(57,423)	(22,542)			-	-
14NJ76	Oyster Reef Restoration		38,349			(33,579)	(4,770)			-	-
14NJ77	Risky Behaviors&Public Policy	(2,716)	22,157			(17,735)	(1,706)			-	-
14NJ79	Enhancing NH Quality		87,104			(38,975)	(48,129)			-	-
14NJ80	Lead Poisoning		7,231			(3,458)	(3,773)			-	-
14NJ81	IDN Region 3 SSA		6,791			(5,023)	(1,768)			-	-
14NJ82	Lobsters Natural Habitat		3,245				(3,093)		(152)	-	-
14NJ83	ASV Exploration		110,448				(110,448)			-	-
14NJ84	Epigenetic Regulation WM Bio		122,832			(72,041)	(50,791)			-	-
14NJ85	Pediatric Primary Care		51,243			(40,503)	(10,740)			-	-
14NJ86	Bridging Civic Education		25,000			(15,712)	(9,288)			-	-
14NJ87	Salt Marsh Resilience		2,840			(1,897)	(943)			-	-
14NJ89	State of Philanthropy in NH		13,729			(11,740)	(1,989)			-	-
14NJ90	FY20 Victims of Crime Act		99,562			(86,909)	(12,653)			-	-
14NJ91	NAHDO IDAHO		2,485						(2,485)	-	-
14NJ92	Integrated Seaweed Hatchery		18,903			(14,607)	(4,296)			-	-

UNIVERSITY OF NEW HAMPSHIRE DURHAM
DETAILED SCHEDULE OF REVENUES, EXPENSES, AND TRANSFERS
FOR THE YEAR ENDED JUNE 30, 2020

Fund	Fund Title	Net Student Tuition	Grant Revenue¹	Auxiliary Revenue	Appropriations & Other Revenue	Employee Compensation	Supplies and Services	Other Expenses	Transfers In/(Out)	Beginning Fund Balance 06/30/2019	Ending Fund Balance 06/30/2020
14NJ93	GB NERR Salt Marsh Resilience		16,294			(10,826)	(5,468)			-	-
14NJ94	Support Strong Families		38,455			(34,537)	(3,918)			-	-
14NJ95	Microbial Mortality in Ocean		38,389			(6,529)	(31,860)			-	-
14NJ96	Trauma-Informed Care Training		117,897			(104,896)	(13,001)			-	-
14NJ97	Oral Health Report Suite		17,445			(13,972)	(3,473)			-	-
14NJ98	Healthy Aging		8,758			(6,510)	(2,248)			-	-
14NJ99	Civic Health Index		24,993			(5,952)	(19,041)			-	-
14NK00	Epi Pens in Dining Halls		413				(413)			-	-
14NK01	IDN1 Project SOW 8		8,109			(6,600)	(1,509)			-	-
14NK02	CA Healthcare Cost Trans Pt.2		28,869			(20,678)	(8,191)			-	-
14NK03	NNE ECHO Cares Yr3		20,459			(16,238)	(4,221)			-	-
14NK04	Resilient Salt Marshes in NH		15,798			(11,685)	(4,113)			-	-
14NK05	NMEF Contract Phase IV		17,705			(14,612)	(3,093)			-	-
14NK06	Civic Health Index		24,957			(5,188)	(19,769)			-	-
14NK07	SLAN FY20		10,768			(9,233)	(1,535)			-	-
14NK08	Soft-Shell Green Crab Industry		39,996			(31,743)	(8,253)			-	-
14NK09	HRF Soundview Oyster Reef Mon		12,599			(10,956)	(1,643)			-	-
14NK10	IDN Region 4-Revised Workplan		12,563			(10,646)	(1,917)			-	-
14NK11	2019-20 Belknap EDC Technical		81,113			(79,993)	(1,120)			-	-
14NK12	MASPEX		5,059				(5,059)			-	-
14NK13	Identifying Significant Path		2,500				(2,500)			-	-
14NK14	PAWS Veterinary Teaching		5,000				(5,000)			-	-
14NK15	SVP FY 20		14,822			(7,599)	(7,223)			-	-
14NK16	IDN1 Amendment #9		56,028			(26,992)	(5,662)		(23,374)	-	-
14NK17	Oyster Larvae and Recruitment		2,500			(1,985)	(515)			-	-
14NK18	SPRIDV FY 20		20,608			(16,882)	(3,726)			-	-
14NK19	(ACRP) Graduate Research Award		9,000			(9,000)				-	-
14NK20	Parity Guide Update		10,000			(8,056)	(1,208)		(736)	-	-
14NK21	Schmidt Ocean Institute 2019		13,563			(11,794)	(1,769)			-	-
14NK22	VOCA SA FY 20		2,811			(2,811)				-	-
14NK23	Old Town Hill Salt Marsh		21,305			(15,070)	(6,235)			-	-
14NK24	Society of American Foresters		1,000			(1,000)				-	-
14NK25	Everyday Democracy		60,604			(52,699)	(7,905)			-	-
14NK26	GLOBE Implementation Office		74,764			(64,544)	(10,220)			-	-
14NK27	DVPP FY20		24,876			(22,298)	(2,578)			-	-
14NK28	Behavioral Health Learning		13,863			(12,055)	(1,808)			-	-
14NK30	Stories from the Archives		2,603			(2,415)	(188)			-	-
14NK32	Restoring NE's Saltmarsh		47,556			(35,091)	(12,465)			-	-
14NK33	NH Humanities Collaborative		54,347			(43,535)	(10,812)		9,197	-	9,197
14NK34	ASCLS Fellowship		40,000			(40,000)				-	-
14NK35	Recent College Graduates		94,676			(43,962)	(50,714)			-	-
14NK36	Health Policy Research		125,428			(90,047)	(35,381)			-	-
14NK37	Oyster Mitigation Monitoring		18,759			(15,406)	(3,353)			-	-
14NK38	Alliance for Healthy Aging		37,662			(28,822)	(8,840)			-	-
14NK39	WITH Foundation Grant		5,587			(2,376)	(3,211)			-	-
14NK40	Coupling of Ovigerous Female		2,684			(1,728)	(956)			-	-
14NK41	SUD Perinatal Project		27,135			(24,668)	(2,467)			-	-
14NK43	Maine Leadership Learning		18,258			(14,643)	(3,615)			-	-
14NK44	Joshua Law FY20		3,325				(3,325)			-	-
14NK45	Behavioral Health Scholarship	(45,000)	45,000							-	-
14NK46	Sexual Violence Prevention		22,224			(22,133)	(91)			-	-
14NK47	Adult Youth Workers		101,594			(42,227)	(59,367)			-	-
14NK48	Visualizing Qualitative Data		243				(243)			-	-
14NK50	NAHDO New Mexico		7,833			(6,811)	(1,022)			-	-
14NK51	Financial Innovations		7,485			(7,485)				-	-

UNIVERSITY OF NEW HAMPSHIRE DURHAM
DETAILED SCHEDULE OF REVENUES, EXPENSES, AND TRANSFERS
FOR THE YEAR ENDED JUNE 30, 2020

Fund	Fund Title	Net Student Tuition	Grant Revenue¹	Auxiliary Revenue	Appropriations & Other Revenue	Employee Compensation	Supplies and Services	Other Expenses	Transfers In/(Out)	Beginning Fund Balance 06/30/2019	Ending Fund Balance 06/30/2020
14NK54	Food Security & Health		6,294			(5,721)	(573)			-	-
14NK57	Ocean Sound Software		30,138				(30,138)			-	-
14NK58	Joppa Flats Salt March		20,513			(15,998)	(4,515)			-	-
14NK59	CE Sarah Grosvenor		20,341			(9,773)	(10,568)			-	-
14NK60	Free and Reduced Price Lunch		5,067			(4,286)	(781)			-	-
14NK62	Diversity, Equity and Inclusio		11,194			(2,778)	(8,416)			-	-
14NK63	Family Connections 2020		8,581			(8,381)	(200)			-	-
14NK64	Southern New Eng. JSHS- 2020		10,357			(6,156)	(4,201)			-	-
14NK65	Northern New England Symposium		10,263			(6,156)	(4,107)			-	-
14NK66	Lamprey YR1 Ends 06-30-20		1,752			(1,391)	(361)			-	-
14NK70	Youth Entrepreneurship Program		1,125				(1,125)			-	-
14NK71	2020 PSEFMP		7,465			(5,925)	(1,540)			-	-
14NK72	Backbone Support to NH Allianc		58,667			(46,300)	(12,367)			-	-
14NK73	Leadership Learning Exchange		11,826			(9,664)	(2,162)			-	-
14NK74	DOE Marine Energy Collegiate		376				(376)			-	-
14NK75	MEAF-The Disability Road Map		2,169			(1,712)	(457)			-	-
14NK76	Dietary CationAnion Difference		1,443				(1,443)			-	-
14NK77	NH CBO Buisness Acument YR3		119			(104)	(15)			-	-
14NK78	NH Cottontail Monitoring		7,997			(121)	(7,876)			-	-
14NK79	Population and Habitat Assessm		2,998			(2,499)	(499)			-	-
14NK81	Financial Engagement		32,877			(26,093)	(6,784)			-	-
14NK82	CDFI Capital Project		56,747			(48,363)	(8,384)			-	-
14NK84	UNH WCC Project		1,897			(1,533)	(364)			-	-
14NK89	Instrument Management		112,433			(73,197)	(39,236)			-	-
14NK90	C19 Govenor Sununu Award		2,439				(2,439)			-	-
14NK95	Small Mammals as Forest Arch		148				(148)			-	-
14U609	THEMIS U.C. Berkley		22,739			(15,424)	(7,315)			-	-
14UA03	LTER V: New Science		142			(96)	(46)			-	-
14UA47	Ice Drilling Program Office		79,223			(39,092)	(40,131)			-	-
14UA74	RosBREED II		5,967			(3,793)	(2,174)			-	-
14UB12	Protected Berry Culture		2,343			(1,328)	(1,015)			-	-
14UB33	Carbon		21,653			(15,157)	(6,496)			-	-
14UB51	High Tunnel Mangement		40,813			(14,897)	(25,916)			-	-
14UB62	ICMEs at Mercury		(2,603)				2,603			-	-
14UB65	IOP Measurement Uncertainties		7,389			(5,010)	(2,379)			-	-
14UB71	Plasmaspheric Drainage Plumes		(7,803)			5,290	2,513			-	-
14UB74	LTER 5b		34,768			(18,220)	(16,548)			-	-
14UB76	Microbes-Climate-Livestock		107,301			(75,111)	(32,190)			-	-
14UB84	RBSP-ECT Instrument Suite		1,714,684			(395,904)	(1,318,780)			-	-
14UB85	Extended Mission Science		185,414			(120,381)	(65,033)			-	-
14UB86	Magnetometer Science		179,148			(119,035)	(60,113)			-	-
14UB87	Instrument Operations		21,341			(14,113)	(7,228)			-	-
14UB97	NE Region Ctr Diagnostics Net		13,716			(7,114)	(6,602)			-	-
14UC16	Health and Living Arrangements		24,323			(16,162)	(8,161)			-	-
14UC18	INFEWS-T3: REFIEWS		270,580			(179,717)	(90,863)			-	-
14UC20	Who and How of Microbial Contr		174,821			(99,614)	(75,164)	(43)		-	-
14UC21	Energy-Water-Land-Nexus		315,975			(209,950)	(106,025)			-	-
14UC31	Navigating the Trade-Off	(22,048)	104,083			(52,004)	(30,031)			-	-
14UC32	Solar Probe Plus (SPP) Mission		602,089			(386,807)	(215,282)			-	-
14UC33	Building Resilience in the NE		43,217			(29,355)	(13,862)			-	-
14UC36	Mission Earth:STEM Education		67,738			(53,429)	(14,309)			-	-
14UC37	Thawing Permafrost Peatlands		29,166			(12,277)	(16,889)			-	-
14UC38	Kelp Meal Supplementation		104,480			(28,628)	(75,852)			-	-
14UC39	Optical Protein Nanostuctures		(272)				272			-	-
14UC42	IBEX Operation		302,237			(195,361)	(106,876)			-	-

UNIVERSITY OF NEW HAMPSHIRE DURHAM
DETAILED SCHEDULE OF REVENUES, EXPENSES, AND TRANSFERS
FOR THE YEAR ENDED JUNE 30, 2020

Fund	Fund Title	Net Student Tuition	Grant Revenue¹	Auxiliary Revenue	Appropriations & Other Revenue	Employee Compensation	Supplies and Services	Other Expenses	Transfers In/(Out)	Beginning Fund Balance 06/30/2019	Ending Fund Balance 06/30/2020
14UC46	Maintaining Cell Polarity		(577)			384	193			-	-
14UC47	GOM-2 Deepwater Methane		42,222			(22,921)	(19,301)			-	-
14UC54	Rhizosphere Microbiome		6,000			(4,195)	(1,805)			-	-
14UC61	Environmental Infrastructures		5,261			(3,299)	(1,961)			-	-
14UC62	Photovoice Project		7,855			(6,830)	(1,025)			-	-
14UC64	Resolving Fine-Scale Coupling		103,025			(65,824)	(37,201)			-	-
14UC74	C-Rex2		66,527			(20,411)	(46,116)			-	-
14UC75	CoastalCirculation Application		88,617			(56,461)	(32,156)			-	-
14UC76	University Partnership Year 5	(7,777)	7,777							-	-
14UC77	STEM Education		20,618			(2,796)	(17,822)			-	-
14UC79	Effects of Catchment on Water		192,481			(125,209)	(67,272)			-	-
14UC80	Energy Dense Legume-Grass		2,664				(2,664)			-	-
14UC83	Using DNA Methods		275,325			(30,370)	(244,955)			-	-
14UC84	Litter Quailty and Stream Food		22,037			(14,423)	(7,614)			-	-
14UC85	Multi-Sensor-Air-Sea Studies		40,947			(21,480)	(19,467)			-	-
14UC86	Understanding Role of Moisture		11,015			(7,319)	(3,696)			-	-
14UC88	Epigenetic Barriers	(3,261)	57,904			(28,901)	(25,742)			-	-
14UC89	NH SBIRT-IPE Training Year 3									-	-
14UC90	Low pH in the Coastal Waters		42,910			(28,512)	(14,398)			-	-
14UC92	AdjustDepth		8,866			(1,334)	(7,532)			-	-
14UC93	Inventory of Barriers in NE		4,284			(4,284)				-	-
14UC94	IBEX Support, Science Analysis	(11,803)	295,121			(173,122)	(110,196)			-	-
14UC96	Calibrating Pesticide		1,440			(1,296)	(144)			-	-
14UD00	ADDOMEx-2		15,724			(10,448)	(5,276)			-	-
14UD01	ULF Data Processing		26,842			(15,530)	(11,312)			-	-
14UD03	Think College		3,780				(3,780)			-	-
14UD04	Reducing Legal Risks		8,596			(813)	(7,783)			-	-
14UD05	Antioch MRSoC		724						(724)	-	-
14UD06	Antioch NHSoC		437						(437)	-	-
14UD07	No-Till Organic Vegetable Prod		32,418			(19,336)	(13,082)			-	-
14UD09	Hurricane Sandy Marsh Restor		6,186			(1,509)	(4,677)			-	-
14UD10	Micro-Truss Structures		7,883			(5,238)	(2,645)			-	-
14UD13	MO & DA: Extended Phase E		95,682			(63,576)	(32,106)			-	-
14UD15	NEON PhenoCam Network		68,552			(50,704)	(17,848)			-	-
14UD16	Violence and Stalking Prevent		61,591			(43,796)	(17,795)			-	-
14UD18	KiNET-X	(4,707)	144,528			(87,266)	(52,555)			-	-
14UD19	Brassica Crops		15,981			(14,383)	(1,598)			-	-
14UD22	Brady Ed Foundation Initiative		20,111			(18,283)	(1,828)			-	-
14UD24	Manure Fertilization Nutrient		19,584			(19,584)				-	-
14UD25	IES RENEW-Year 4		97,451			(30,529)	(66,922)			-	-
14UD28	Noyce Programs		3,250			(1,114)	(2,136)			-	-
14UD33	NH-INBRE Year 4		7,163				(7,163)			-	-
14UD39	C-Rex-2 Addendum:	(210)	20,043			(8,463)	(11,370)			-	-
14UD40	Sap and Producing Syrup		5,911				(5,911)			-	-
14UD41	IMAP-Lo Instrument Development	(2,191)	266,205			(131,355)	(132,659)			-	-
14UD42	NE Strawberry Production		1,848			(1,680)	(168)			-	-
14UD43	Improve Labor Mgmt Skills Farm		16,226			(12,838)	(3,388)			-	-
14UD45	DPI		29,194			(11,191)	(18,003)			-	-
14UD46	IMAP-Hi		102,805			(62,701)	(40,104)			-	-
14UD47	CoDICE		12,796			(8,502)	(4,294)			-	-
14UD49	Pteridological Collections		(1,529)			1,016	513			-	-
14UD50	GreenDot Year 4		(1,744)		(474)		1,744			474	-
14UD51	Extreme Solar Storms Weather	(20,414)	337,003			(197,149)	(119,440)			-	-
14UD52	Finfish Aquaculture Operation		7,600			(3,915)	(3,685)			-	-
14UD53	SeaPaddock		6,114			(4,062)	(2,052)			-	-

UNIVERSITY OF NEW HAMPSHIRE DURHAM
DETAILED SCHEDULE OF REVENUES, EXPENSES, AND TRANSFERS
FOR THE YEAR ENDED JUNE 30, 2020

Fund	Fund Title	Net Student Tuition	Grant Revenue¹	Auxiliary Revenue	Appropriations & Other Revenue	Employee Compensation	Supplies and Services	Other Expenses	Transfers In/(Out)	Beginning Fund Balance 06/30/2019	Ending Fund Balance 06/30/2020
14UD55	MMS EPD ESM1		89,637			(59,559)	(30,078)			-	-
14UD56	Helium and the Heliosphere		17,526			(11,016)	(6,510)			-	-
14UD59	Risk Management Strategies		11,566			(10,459)	(1,107)			-	-
14UD62	Magnetic Reconnection		8,916			(5,924)	(2,992)			-	-
14UD63	Techniques of Lumpfish		43,042			(32,334)	(10,708)			-	-
14UD64	Tech-Transfer for NH Beekeeper		21,179			(15,329)	(5,850)			-	-
14UD65	CariCOOS Coastal Intelligence	(4,383)	26,975			(17,457)	(5,135)			-	-
14UD66	oTherm: Data Dictionary		4,605			(3,772)	(833)			-	-
14UD67	IndianRiver Lagoon Light Field		20,840			(19,493)	(1,347)			-	-
14UD68	Rutgers Prevention Tech Trnsf		10,058			(9,313)	(745)			-	-
14UD69	Hurricane Effects		29,108			(19,292)	(9,816)			-	-
14UD70	Aquaculture Waste-Sludge		65,031			(53,551)	(11,480)			-	-
14UD71	Dartmouth Medical School ECHO		306,174			(173,014)	(133,160)			-	-
14UD72	Northeast Heat & Power Center		78,414			(57,077)	(21,337)			-	-
14UD73	LTER: Microbes to Macrosystems		54,198			(34,168)	(20,030)			-	-
14UD74	LTER: From Microbers to Macros		33,617			(26,680)	(6,937)			-	-
14UD77	Ocean Exploration Cooperative		(48,175)				48,175			-	-
14UD78	Chandran Phase E Through F		42,459			(24,760)	(17,699)			-	-
14UD79	Dartmouth College's SVP Proj		112,449			(81,497)	(30,952)			-	-
14UD80	2019 4-H Military Partnership		7,069			(2,779)	(4,290)			-	-
14UD81	HollySeep Acoustic Observatory		33,311			(12,628)	(20,683)			-	-
14UD82	Integrated Observation-Model		7,747			(3,346)	(4,401)			-	-
14UD84	NH DOE AUNE		11,260						(11,260)	-	-
14UD85	Fast Forward 2 AUNE		8,762						(8,762)	-	-
14UD86	MRSoc3 AUNE		11,287						(11,287)	-	-
14UD87	UPR LTER		69,242			(47,815)	(21,427)			-	-
14UD88	AFIRE CubeSat Proposal		6,295			(3,831)	(2,464)			-	-
14UD89	Ice Drilling Program (IDPO)		91,940			(61,014)	(30,926)			-	-
14UD90	Oil Spill Modeling	(7,674)	72,187			(46,987)	(17,526)			-	-
14UD91	Oil Spill Modeling Participant		4,000				(4,000)			-	-
14UD92	Role of Force Balance		36,845			(24,482)	(12,363)			-	-
14UD93	ICMEs at Mercury		18,079			(17,308)	(771)			-	-
14UD94	NESCO-UMASS		10,980			(7,932)	(3,048)			-	-
14UD95	Puerto Rican Adults Health		21,140			(14,047)	(7,093)			-	-
14UD96	Cardiometabolic Risk Factors		6,483			(6,483)				-	-
14UD97	UNH Sports Inclusion-Malawi IU		29,937			(8,115)	(21,822)			-	-
14UD98	ACES Sounding Rocket Exper II		106,619			(69,266)	(37,353)			-	-
14UD99	Vocational Factors on Job Tran		16,667			(11,074)	(5,593)			-	-
14UE00	MAT ECHO NIDA NE		91,250			(66,429)	(24,821)			-	-
14UE01	Understanding Impulse Propagat		13,799			(7,027)	(6,772)			-	-
14UE02	Casco Bay Estuary Partnership		16,772			(11,024)	(5,748)			-	-
14UE03	Food-Related Hardships		13,553			(9,005)	(4,548)			-	-
14UE04	DISCERNNE Study		13,000			(10,317)	(2,683)			-	-
14UE05	Low Voltage, Ultra-Compact P2		20,704			(13,757)	(6,947)			-	-
14UE06	Affective Reactivity Cognitive		77,434			(44,329)	(33,105)			-	-
14UE07	Evaluating Novel Methods		4,876			(3,950)	(926)			-	-
14UE08	NH INBRE Yr5		263,211			(160,214)	(102,997)			-	-
14UE09	Rural Innovation Character		17,553			(17,553)				-	-
14UE10	Improving WDMApp Performance		69,010			(42,954)	(26,056)			-	-
14UE11	North American Boreal Forests		18,954			(12,594)	(6,360)			-	-
14UE13	Global Magnetoshere Codes		86,727			(55,511)	(31,216)			-	-
14UE14	RII Track-2 FEC:HarnessBigData		169,920			(96,443)	(73,477)			-	-
14UE15	Maintaining Cell Polarity FY20	(5,953)	68,553			(37,829)	(24,771)			-	-
14UE16	Cognitive Processes (MD		11,940			(7,934)	(4,006)			-	-
14UE17	Writing Assessment Tool (WAT)		40,334			(26,800)	(13,534)			-	-

UNIVERSITY OF NEW HAMPSHIRE DURHAM
DETAILED SCHEDULE OF REVENUES, EXPENSES, AND TRANSFERS
FOR THE YEAR ENDED JUNE 30, 2020

Fund	Fund Title	Net Student Tuition	Grant Revenue¹	Auxiliary Revenue	Appropriations & Other Revenue	Employee Compensation	Supplies and Services	Other Expenses	Transfers In/(Out)	Beginning Fund Balance 06/30/2019	Ending Fund Balance 06/30/2020
14UE18	Domestic Seaweed Aquaculture		23,835			(15,052)	(8,783)			-	-
14UE22	Preventing Sexual Violence		30,919			(20,304)	(10,615)			-	-
14UE24	RII Track-2 FEC		23,475			(12,103)	(11,372)			-	-
14UE26	Migrating CZO Data HydroShare		26,620			(17,688)	(8,932)			-	-
14UE27	Breast Density Awareness		10,178			(8,482)	(1,696)			-	-
14UE28	GSMFC Phase 2									-	-
14UE29	INFEWS T2:Global-Local-Global		139,528			(89,513)	(50,015)			-	-
14UE30	THEMIS-Time History Events		82,046			(54,516)	(27,530)			-	-
14UE31	Tech Transfer for NH Beekeeper		27,159			(23,887)	(3,272)			-	-
14UE32	UVM HRSA Opioids		113,186			(83,041)	(30,145)			-	-
14UE33	Inclusive Health		27,350			(10,504)	(16,846)			-	-
14UE34	Using Computational Linguistic		12,370			(8,219)	(4,151)			-	-
14UE35	SNEP Technical Assistance		63,887			(37,873)	(26,014)			-	-
14UE36	Undergraduates STEM		1,864				(1,864)			-	-
14UE37	RII Track-2: Comp Methods		70,959			(47,044)	(23,915)			-	-
14UE38	CISESS Multi Sensor		70,013			(46,520)	(23,493)			-	-
14UE40	Biopesticide Efficacy of Apple		4,018				(4,018)			-	-
14UE41	Optimizing Ocean Acidification		14,480			(9,201)	(5,279)			-	-
14UE42	US Cropping Systems		4,040			(2,828)	(1,212)			-	-
14UE43	RII Track-2: INSPIRES	(6,381)	271,799			(173,868)	(91,550)			-	-
14UE44	DISCERNNE Study		47,144			(37,416)	(9,728)			-	-
14UE45	NH Hospital Transaction Review		3,667			(2,910)	(757)			-	-
14UE47	Social Media Comprehension		54,937			(35,427)	(19,510)			-	-
14UE48	IMAP-Lo Management		105,432			(7,438)	(97,994)			-	-
14UE49	IMAP-Lo Systems Engineering		69,048			(45,879)	(23,169)			-	-
14UE50	IMAP-Lo Sensor Front End Elect	(4,546)	368,224			(161,930)	(201,748)			-	-
14UE51	IMAP-Lo Performance Assurance		2,047				(2,047)			-	-
14UE52	IMAP-Lo Science		28,368			(13,065)	(15,303)			-	-
14UE53	IMAP-Lo Flight Software		14,380				(14,380)			-	-
14UE54	Geotechnical Soil-Coastal NH		2,353			(1,524)	(829)			-	-
14UE56	Tracers Extended Phase A		69,479			(37,430)	(32,049)			-	-
14UE57	CHIMERA		50,361			(20,717)	(29,644)			-	-
14UE58	CNH2 Dynamics		17,150			(13,611)	(3,539)			-	-
14UE59	Sustaining Forests & Community		9,650			(7,351)	(2,299)			-	-
14UE60	PLASMIC		70,485			(45,467)	(25,018)			-	-
14UE61	Back Bay Shellfish Farms	(7,853)	27,967			(15,529)	(4,585)			-	-
14UE62	CERC 3		4,065			(2,701)	(1,364)			-	-
14UE63	Positive Action Program		4,839			(3,216)	(1,623)			-	-
14UE64	Additional Funding		20,112			(12,370)	(7,742)			-	-
14UE65	NHSoC- Evaluation of System of		7,760			(5,261)	(2,499)			-	-
14UE66	MRSOC- Evaluation of System		5,414			(3,597)	(1,817)			-	-
14UE67	Fast Forward- Evaluation of Sy		5,806			(3,858)	(1,948)			-	-
14UE68	PP Project Management		105,819				(105,819)			-	-
14UE69	PP Systems Engineering		147,403				(147,403)			-	-
14UE70	PP Mission Assurance		1,285				(1,285)			-	-
14UE71	Pivot Platform Mechanism		52,538				(52,538)			-	-
14UE72	Pivot Control Card		38,353				(38,353)			-	-
14UE74	PPM and PPC GSE		1,880				(1,880)			-	-
14UE75	PP Integration and Test		250				(250)			-	-
14UE76	Sea Grant: StriperHub		10,453			(6,945)	(3,508)			-	-
14UE78	Ice Storm Experiment		10,301			(6,844)	(3,457)			-	-
14UE80	GEOSPACE Storms		2,404			(1,597)	(807)			-	-
14UE82	Neutron Stars & Black Holes		20,554			(13,601)	(6,953)			-	-
14UE84	Enhancing Substance Abuse Yr 2		9,254			(8,569)	(685)			-	-
14UE85	C19, NCHPAD Apr-Sep 2020		6,649			(6,044)	(605)			-	-

UNIVERSITY OF NEW HAMPSHIRE DURHAM
DETAILED SCHEDULE OF REVENUES, EXPENSES, AND TRANSFERS
FOR THE YEAR ENDED JUNE 30, 2020

Fund	Fund Title	Net Student Tuition	Grant Revenue¹	Auxiliary Revenue	Appropriations & Other Revenue	Employee Compensation	Supplies and Services	Other Expenses	Transfers In/(Out)	Beginning Fund Balance 06/30/2019	Ending Fund Balance 06/30/2020
14UE87	RII Track 2 Johnson		31,954			(21,232)	(10,722)			-	-
14UE88	C19 Dartmouth Med. School ECHO		58,187			(18,812)	(39,375)			-	-
14UE89	SCAR		6,791			(4,656)	(2,135)			-	-
14UE91	Northeast SARE		1,134			(1,021)	(113)			-	-
14UE92	IBEX Science Extended Mission		100,978			(64,685)	(36,293)			-	-
14UE93	NE Women Livestock Producers									-	-
14UE94	Multi-Cultivar Grafting		1,030				(1,030)			-	-
14UE95	Macro-Cycle Antifreeze Prop KV		4,570			(3,037)	(1,533)			-	-
14UE96	IMAP-Lo CAVA									-	-
14UE97	Daily DIARY		30,876			(28,476)	(2,400)			-	-
14UE98	IMAP-Lo Bulk Supplies									-	-
14UE99	Striped Cucumber Beetle		1,897			(825)	(1,072)			-	-
14UF02	Sphingolipid Metabolism of AML		7,730			(5,136)	(2,594)			-	-
14UF03	Integrating Autonomous Field O		17,207			(11,433)	(5,774)			-	-
14ZAD1	UNH P1 Adjustments						4,320,704		(4,320,704)	-	-
14ZAD3	UNH P1 Adjustments		(177,946)		(2,312,027)		177,945			-	(2,312,028)
14ZCLR	UNH Cost Sharing Clearing Fund						709,718		(709,718)	-	-
14ZU04	CWS Kittery Recreation Department				420	(420)				-	-
14ZU05	CWS Children's Museum of Portsmouth				1,249	(1,249)				-	-
14ZU10	CWS Town of Durham				8,160	(8,160)				-	-
14ZU11	CWS Developmental Services				2,006	(2,042)	36			-	-
14ZU21	CWS Growing Places				14,309	(14,609)	300			-	-
14ZU24	CWS Housing Partnership				991	(991)				-	-
14ZU67	CWS Dover Housing Authority				3,033	(3,033)				-	-
14ZUNH	Restricted Rev Adjustment- UNH								5	103,242	103,247
14ZW09	McGregor Memorial Ambulance				1,491	(1,491)				-	-
14ZW21	United Campus Ministry				(270)	(85)	355			-	-
14ZW22	New Hampshire Public Broadcasting				730	(1,250)	520			-	-
14ZW39	Leading Age Maine & New Hampshire				309	(309)				-	-
14ZW43	Freedom Cafe				4,117	(4,117)				-	-
14ZZNH	Restricted Rev Adjustment		(21,666,537)				21,666,537			-	-
15C944	2014 Program Management - CS								(41,361)	41,361	-
15CA05	Cost Share					(1,270)	(603)		1,872	1	-
15CA07	UNH USDA NE Climate Hub - CS					(2,208)	(1,049)		3,257	-	-
15CA08	Cost Share					(364)	(173)		537	-	-
15CA22	Expanding the Safety Net-CS								(1,394)	1,394	-
15CA27	Confucius Institute - CS					(103,875)			103,875	-	-
15CA31	SG Aquaculture-Tech Transfer - CS					(12,523)	(3,256)		15,779	-	-
15CA32	Autonomous Rovers - CS					(188)	(89)		277	-	-
15CA42	The Living Bridge: Benchmark - CS								(8,718)	8,718	-
15CA72	Institutional Commitment	(7,539)				(44,778)	(22,614)		75,042	1,685	1,796
15CA73	Global Diets & Impacts Cost Share					(2,605)	(1,395)		4,000	-	-
15CA74	Cost Share					(463)			463	-	-
15CA76	Year 2 funding - CS									4,248	4,248
15CA79	MRI: Water Tunnel Flows - CS						(355)			355	-
15CA89	TQP-Coop Ext					(9,188)	(735)		8,033	1,890	-
15CA90	UNH-TRRE - CS	(187,459)				(206,517)	(16,521)		409,777	720	-
15CA92	Cost Share								(1,493)	1,493	-
15CA96	NH Humanities Collaborative - CS					(2,722)			(9,198)	11,920	-
15CAUS	Undistributed Sals for Acad Affairs					(367)			367	-	-
15CB00	Rainbow Smelt Resource - CS					(3,961)	(2,000)		5,961	-	-
15CB03	Old-Growth Forests Dynamics - CS					(2,038)			2,038	-	-
15CB04	Long-Term Research in Northern - CS					(947)	(478)		1,425	-	-
15CB11	Effects of Stress Factors - CS					(1,240)			1,240	-	-
15CB15	Cost Share						(843)		819	24	-

UNIVERSITY OF NEW HAMPSHIRE DURHAM
DETAILED SCHEDULE OF REVENUES, EXPENSES, AND TRANSFERS
FOR THE YEAR ENDED JUNE 30, 2020

Fund	Fund Title	Net Student Tuition	Grant Revenue¹	Auxiliary Revenue	Appropriations & Other Revenue	Employee Compensation	Supplies and Services	Other Expenses	Transfers In/(Out)	Beginning Fund Balance 06/30/2019	Ending Fund Balance 06/30/2020
15CB18	Student Support Services-Yr 3 - CS									4,869	4,869
15CB25	EPO Regulated Eythropoiesis C-S					(4,433)			4,433	-	-
15CB41	Investing in Our Future - CS					(80,932)	(8,992)		89,929	-	5
15CB43	NH Sea Grant 2018-2021 Omnibus - CS					(130,341)	(65,822)		112,886	132,975	49,698
15CB44	Continuous, High Yield Kelp - CS					(74,264)	(37,503)		111,769	-	2
15CB45	Nature-Based Coastal Infra - CS					(17,004)	(8,587)		25,591	-	-
15CB46	Tsavalas EPScOR Cost Share					(34,457)	(17,401)		51,966	2	110
15CB47	Varga EPScOR - CS					(36,885)	(18,627)		55,512	-	-
15CB48	Creating Functioning Landscape CS					(37,431)	(18,903)		56,334	-	-
15CB50	Micro-Truss Structures - CS								(148)	148	-
15CB51	Science-Based Rehabilitation - CS					(3,595)	(1,816)		5,411	-	-
15CB52	CS Sustainability of NE Aquacult					(27,905)	(14,092)		41,997	-	-
15CB53	Communications - CS					(48,236)	(12,541)		60,782	-	5
15CB55	Watts Ecosystem Assessments - CS						(419)		402	17	-
15CB56	Whistler Vibrio - CS					(43,953)	(22,196)		66,149	-	-
15CB57	Berlinsky-Striped Bass - CS					(26,385)	(13,324)		41,154	-	1,445
15CB60	Education - CS					(10,170)	(2,644)		12,859	-	45
15CB61	Workforce Development - CS					(12,263)	(4,316)		16,579	-	-
15CB62	Extension - CS					(39,488)	(10,267)		49,486	383	114
15CB70	Manure Fertilization Nutrient - CS									33	33
15CB71	Natural Resource Outreach - CS						(4)		(1)	5	-
15CB72	Education Tuition Partnership - CS					(23,858)	(8,398)		32,256	-	-
15CB73	UCEDD FY19 Cost Share									-	-
15CB74	Victims of Crime Act (VOCA) - CS					(30,660)	(10,793)		41,453	-	-
15CB75	Loeb Classical Library Fellow CS									-	-
15CB78	2018-19 NOAA Great Bay System - CS					(12,893)	(6,511)		19,404	-	-
15CB79	CIBBR Yr2: cAMP Signaling - CS									-	-
15CB80	WRRC Administration Yr3 - CS					(2,463)	(867)		3,330	-	-
15CB81	WRRC Info Transfer Yr3 - CS									-	-
15CB83	NH-INBRE Year 4 CS									-	-
15CB84	Green Infrastructure Restorat - CS						(158)		158	-	-
15CB85	Fellowship Program Supplement - CS									-	-
15CB86	Offshore Aquaculture Demo - CS					(6,915)	(3,491)		10,408	-	2
15CB90	Student Support Services-Yr 4 CS					(9,009)	(720)		1,117	8,612	-
15CB91	MRI: NMR Spectrometer - CS					(20,779)	(572,903)		31,780	561,902	-
15CB92	Prairie Mole Cricket - CS									-	-
15CB93	Prairie Mole Cricket Yr 2 & 3- CS									-	-
15CB94	RII-Track 1 Cost Share					(142,524)	(273,425)		434,016	178,260	196,327
15CB95	Great Bay Waterbody - CS									-	-
15CB96	SeaPaddock - CS									-	-
15CB97	Americorp - CS						(129)		29	100	-
15CB98	Natural Sediment Event - CS									-	-
15CB99	RII-Track 1 E.Berda CS	(4,458)							4,458	-	-
15CBUS	Undistributed Salaries for COLSA					(752)			752	-	-
15CC00	RII-Track 1 M.Knezevic CS	(7,778)							7,778	-	-
15CC01	RII-Track 1 J.Tsavalas CS	(8,188)				(8,716)	(4,401)		21,305	-	-
15CC02	JSHS 2019 - CS									-	-
15CC04	2019 SBDC Central - CS					(1,444)	(508)		508	3,678	2,234
15CC05	TeleECHO Infrastructure - CS						(1,959)		1,959	-	-
15CC06	PDG B-5 Cost Share									-	-
15CC08	ENSEMBLE Toolkit - CS	(5,085)				(25,531)	(12,893)		43,509	-	-
15CC09	WRRC Water Quality Yr 3 CS									13	13
15CC11	Ocean Exploration Cooperative - CS					(48,978)	(24,734)		73,712	-	-
15CC12	2018 Urban Community Forestry CS									-	-
15CC13	2018 NH Forest Stewardship CS		1			(2,173)	(565)		2,737	-	-

UNIVERSITY OF NEW HAMPSHIRE DURHAM
DETAILED SCHEDULE OF REVENUES, EXPENSES, AND TRANSFERS
FOR THE YEAR ENDED JUNE 30, 2020

Fund	Fund Title	Net Student Tuition	Grant Revenue¹	Auxiliary Revenue	Appropriations & Other Revenue	Employee Compensation	Supplies and Services	Other Expenses	Transfers In/(Out)	Beginning Fund Balance 06/30/2019	Ending Fund Balance 06/30/2020
15CC14	NH Invasives Academy CS					(8,947)	(2,326)		11,294	-	21
15CC15	Town Forests & Citizen Science CS					(18,004)	(4,681)		23,433	-	748
15CC16	Leveraging Natural Resources - CS					(2,594)	(674)		4,072	-	804
15CC17	Biofab & Bioengineering K12 - CS					(9,281)	(4,687)		13,968	-	-
15CC18	Collection Assessment CS					(4,781)			4,781	-	-
15CC19	NH NASA EPSCoR RID 19-20 - CS					(5,101)	(2,576)		7,677	-	-
15CC20	Roseate - CS					(879)	(229)		1,108	-	-
15CC21	White and Seavey Islands - CS					(18,865)	(4,905)		23,770	-	-
15CC22	EPSCoR BioMade CS	(9,622)				(22,474)	(11,348)		43,444	-	-
15CC23	RII-Track 1 C.Chapman CS	(5,243)							5,243	-	-
15CC25	RII-Track 1 I.Tsukrov CS	(12,213)							12,213	-	-
15CC26	ORPC: HighDeflection Hydrofoil - CS					(12,970)	(6,549)		19,519	-	-
15CC27	Piscataqua Region Estuaries - CS					(9,278)	(1,856)		11,134	-	-
15CC28	National Vistor Use Monitoring - CS	(6,951)							6,951	-	-
15CC29	Small Mammal Population - CS					(2,403)	(1,213)		3,616	-	-
15CC30	CIBBR Yr3: Neural Pathways - CS					(37,199)			37,199	-	-
15CC31	CIBBR Yr3: cAMP Signaling - CS					(40,214)			40,214	-	-
15CC32	CIBBR Yr3: Diagnostic Sensor - CS					(46,814)			46,814	-	-
15CC33	CIBBR Yr3: Design Principles - CS					(69,222)			69,222	-	-
15CC34	CIBBR Yr3: Implantable Sensor - CS					(46,308)			46,308	-	-
15CC35	CIBBR Yr3: Administrative Core - CS					(15,875)			15,875	-	-
15CC36	Vocational Factors on Job Tran CS					(553)	(279)		832	-	-
15CC37	Climate Risk on Working Lands CS					(2,165)	(1,094)		3,259	-	-
15CC38	Natural Resources Outreach - CS					(9,920)	(2,579)		12,524	-	25
15CC39	Green Mountain National Forest - CS	(6,377)					(1,118)		7,495	-	-
15CC42	Epi Pens in Dining Halls CS						(384)		384	-	-
15CC43	WRRC Info Transfer Yr 4 - CS					(5,343)	(2,698)		8,041	-	-
15CC44	WRRC Administration Yr 4 - CS					(4,007)	(1,411)		5,418	-	-
15CC45	WRRC Micropollutant Yr 4 CS					(19,491)	(17,653)		37,144	-	-
15CC46	UCEDD FY20 - CS					(74,323)	(26,163)		100,486	-	-
15CC48	Sensor Network Research CS					(687)	(347)		1,034	-	-
15CC49	Proj 1B-Coverts Training CS					(12,970)	(3,372)		18,607	-	2,265
15CC50	Proj IV: SGCN CS					(5,369)	(1,396)		6,786	-	21
15CC51	Ext Wildlife Conservation CS					(19,520)	(5,075)		25,262	-	667
15CC52	ProjIII:TechAsst-SpeciesHabita CS					(8,319)	(2,163)		10,502	-	20
15CC53	ProjII: Taking Action Wildlife CS					(8,932)	(2,322)		12,465	-	1,211
15CC54	SG: Regional Lobster Extension CS					(3,225)	(1,630)		4,951	-	96
15CC55	Sea Grant Visioning Efforts - CS					(1,528)	(771)		2,299	-	-
15CC56	NH INBRE Yr5 - CS					(3,311)	(1,165)		4,476	-	-
15CC57	Student Support Services Year - CS					(53,424)	(4,275)		70,242	-	12,543
15CC58	Acquisition Computer Cluster - CS						(135,318)		259,075	-	123,757
15CC63	DD Council - Think College - CS					(4,273)	(1,111)		5,384	-	-
15CC64	Domestic Seaweed Aquaculture - CS					(7,562)	(3,819)		11,503	-	122
15CC65	Society of American Foresters CS					(1,000)			1,000	-	-
15CC66	Restoring NE's Saltmarsh - CS					(6,666)	(1,733)		8,399	-	-
15CC67	Coupling of Ovigerous Female - CS					(9,417)	(4,755)		14,172	-	-
15CC68	SNEP Technical Assistance - CS					(14,410)	(5,072)		19,482	-	-
15CC69	No Markets, No Managements - CS					(11,913)	(3,097)		15,059	-	49
15CC70	2019 NH Forest Stewardship - CS					(53,948)	(14,025)		72,005	-	4,032
15CC71	2019 Urban Community Forestry - CS					(41,009)	(10,662)		52,067	-	396
15CC75	RII-Track 1 J.Ha CS								25,000	-	25,000
15CC76	RII-Track 1 H.Vashisth CS					(8,652)	(4,370)		13,022	-	-
15CC77	Sustaining Forests & Community - CS					(2,362)	(615)		2,994	-	17
15CC81	2020 Small Business Center CS					(9,112)			10,000	-	888
15CC88	WRRC Real Time Monitoring Yr 5 - CS	(509)				(3,375)	(1,704)		19,370	-	13,782

UNIVERSITY OF NEW HAMPSHIRE DURHAM
DETAILED SCHEDULE OF REVENUES, EXPENSES, AND TRANSFERS
FOR THE YEAR ENDED JUNE 30, 2020

Fund	Fund Title	Net Student Tuition	Grant Revenue¹	Auxiliary Revenue	Appropriations & Other Revenue	Employee Compensation	Supplies and Services	Other Expenses	Transfers In/(Out)	Beginning Fund Balance 06/30/2019	Ending Fund Balance 06/30/2020
15CC89	Wastewater Treatment Processes - CS								9,314	-	9,314
15CC91	LEAP - Phase A CS								50,000	-	50,000
15CC92	Aeronomy at Earth CS					(10,500)			50,000	-	39,500
15CZSU	Undistributed Salaries for EOS-SSC					(1,452)			1,452	-	-
15P134	NH DOT Bay Bridge Service - PI						(1,361)			1,361	-
15P176	South Pole Program Income				2,070		(2,534)			464	-
15P184	Program Income						(1,281)			1,281	-
15P188	Program Income Year 1					(13,867)	(2,030)			26,653	10,756
15P189	Program Income Fund Year 2						29			17,533	17,562
15P190	Program Income Fund Year 3				95,270	(48,219)	(17,098)			-	29,953
15P195	Program Income					(1,833)				1,831	(2)
15P196	Program Income Carryforward					(37,782)				37,782	-
15P198	NH Humanities Collaborative ProgInc						(1,457)		1,042	415	-
15P200	Continuation of NOAA JHC Prog Inc				2,350		(5,008)			150	(2,508)
15P208	FY 2018 PREP Workplan: Year 22 - PI									583	583
15P213	T2 2018-2019 Program Income				(6,893)	668	(22,642)			28,867	-
15P215	Summer Boot Camps Program Inc								7,831	101	7,932
15P217	T2 2018-2019 Prog Inc CF						(996)			996	-
15P218	UCEDD FY19 Program Income						(8,006)			8,006	-
15P219	Ext. Wildlife Conservation PI				(814)					814	-
15P221	2018-20 Crop Insurance & Risk PI				385		(385)			-	-
15P223	AT Leadership FY19 Prog. Inc.					(7,109)	(598)			7,707	-
15P224	Little Bay Bridge Service Exp				3,261		(3,261)			-	-
15P225	NH's Food Safety Education PI				280		(280)			-	-
15P226	2018-2019 Scholars Renewal App PI					(369)	(37)		71	335	-
15P227	High Tunnel Mangement PI						(618)			618	-
15P229	NH Invasives Academy Prog Inc				2,535		(5,005)			2,470	-
15P230	Program Income								986	-	986
15P231	Risk Management Strategies PI				625		(625)			-	-
15P232	Aquaculture Waste-Sludge PI				1,500		(1,500)			-	-
15P233	UCEDD FY20 CS				203,844	(99,668)	(100,765)			-	3,411
15P234	Project 1B - Coverts Training PI				814		(380)			-	434
15P236	NH Humanities Collaborative PI								5,881	-	5,881
15P237	CDFI Capital Project Program Inc								1,061	-	1,061
15P238	Program Income				700					-	700
15P241	T2 Workshops Prog Inc CF				63,393	(325)	(2,187)			-	60,881
15S000	DRIVEN Salary Cap					(3,977)			3,977	-	-
15S004	CIBBR YR4: Administrative CS					(1,455)			1,455	-	-
17C016	External Cost Share		(4,500)							4,500	-
17C019	NHIRC Dev. Watts Pipe Tool Ext CS		10,268			(10,089)	(179)			-	-
17C022	Diameter Bioreactor (VDB) CS						(929)			1,791	862
17C023	NHIRC: C3I, Inc CS					(6,250)				6,250	-
17C024	FY 2019 PREP Year 23 CS		4,500			(3,803)	(761)		64	-	-
17C025	Biofab & Bioengineering K12 CS						(1,352)			1,000	(352)
17C027	NHIRC US Nanosolutions Ext CS		4,529			(3,456)				-	1,073
17C028	NHIRC Revision Military Ext CS		1,250							-	1,250
184FCF	2019-2020 FWS Community Dev.		26,181			(26,181)				-	-
184FJF	2019-2020 FWS Job Locator		26,181			(26,181)				-	-
184FPC	2016-2017 Federal Pell Grant	1,983	(1,983)							-	-
184FPD	2017-2018 Federal Pell Grant	5,180	(5,180)							-	-
184FPE	2018-2019 Federal Pell Grant	(18,278)	18,278							-	-
184FPF	2019-2020 Federal Pell Grant	(12,669,150)	12,670,985							-	1,835
184FSF	2019-2020 Federal SEOG	(1,956,644)	1,409,396						547,248	-	-
184FWC	2016-2017 Federal Work Study									23	23
184FWD	2017-2018 Federal Work Study									133	133

UNIVERSITY OF NEW HAMPSHIRE DURHAM
DETAILED SCHEDULE OF REVENUES, EXPENSES, AND TRANSFERS
FOR THE YEAR ENDED JUNE 30, 2020

Fund	Fund Title	Net Student Tuition	Grant Revenue¹	Auxiliary Revenue	Appropriations & Other Revenue	Employee Compensation	Supplies and Services	Other Expenses	Transfers In/(Out)	Beginning Fund Balance 06/30/2019	Ending Fund Balance 06/30/2020
184FWE	2018-2019 Federal Work Study		218,811			(12,782)	(205,803)			-	226
184FWF	2019-2020 Federal Work Study		2,093,902			(1,546,654)			(547,248)	-	-
184FWG	2020-2021 Federal Work Study		584			(584)				-	-
	TOTAL SPONSORED RESEARCH & PROGRAMS	(17,455,053)	104,305,201		1,753,773	(56,478,284)	(31,887,437)	(310)	(2,378,279)	1,689,934	(450,456)
	<u>SPONSORED PROGRAM APPROPRIATIONS</u>										
11AG03	Ovarian Vascular Network 2018		(2,021)				2,021			-	-
11AI04	Building-Maint Ovarian NetworK 2020		4,181				(4,181)			-	-
11HH00	Hatch Administration 2019		75,105			(73,972)	(1,133)			-	-
11HH09	Exploratory Research 2019		15,441			(10,213)	(5,228)			-	-
11HH56	Use of phosphodiesterase 2019		11,293			(9,088)	(2,205)			-	-
11HH57	Applied Agricultural Genomics 2019		17,097			(16,412)	(685)			-	-
11HH58	Soil Organic Matter Formation 2019		16,297			(14,663)	(1,634)			-	-
11HH60	Varieties & Small Fruit Prod 2019		15,439			(8,734)	(6,705)			-	-
11HH62	Frankia-Actinorhizal Plant 2019		10,991			(7,045)	(3,946)			-	-
11HH64	Improving finfish production 2019		13,518			(12,249)	(1,269)			-	-
11HH68	The Ecology of Soil Health 2019		8,176			(7,022)	(1,154)			-	-
11HH69	Interspecies Hybrids Squash 2019		14,205			(13,359)	(846)			-	-
11HH70	Wind Turbine Induced Noise 2019		7,381			(7,022)	(359)			-	-
11HH71	Impacts on Shellfish Safety 2019		18,390			(11,105)	(7,285)			-	-
11HH72	Recirculating Aquaponic System 2019		18,260			(3,345)	(14,915)			-	-
11HH73	NH Watershed Management 2019		11,212			(11,212)				-	-
11HH74	Pop structure & heterogeneity 2019		6,646			(6,646)				-	-
11HH75	Behavioral Genomics Larval 2019		5,187			(3,345)	(1,842)			-	-
11HH76	Biomarkers for metagenomics 2019		7,858			(6,874)	(984)			-	-
11HH78	Water Quality,River Network 2019		18,104			(10,631)	(7,473)			-	-
11HH79	Ecosystem Services Oyster Farms2019		5,672			(5,481)	(191)			-	-
11HH80	Quantifying the drivers of weed2019		19,086			(18,283)	(803)			-	-
11HH81	Soil Microbial Growth 2019		13,305			(11,117)	(2,188)			-	-
11HH82	Soil Microbiome in NH Ag 2019		6,452			(6,452)				-	-
11HH83	Mapping productivity and climat2019		7,625			(7,096)	(529)			-	-
11HH84	Integrating Sea Urchins ME 2019		18,963			(14,228)	(4,735)			-	-
11HH85	Minimize Sea Lice Infestation 2019		22,927			(16,357)	(6,570)			-	-
11HI00	Hatch Administration 2020		146,858			(143,939)	(2,919)			-	-
11HI09	Exploratory Research 2020		29,988			(29,107)	(881)			-	-
11HI68	The Ecology of Soil Health 2020		17,844			(4,193)	(13,651)			-	-
11HI72	Recirculating Aquaponic Systems2020		18,269			(593)	(17,676)			-	-
11HI73	NH Watershed Management 2020		8,578			(8,533)	(45)			-	-
11HI75	Behavioral Genomics Larval 2020		15,991			(3,346)	(12,645)			-	-
11HI76	Biomarkers for metagenomics 2020		18,987			(5,451)	(13,536)			-	-
11HI77	Ecological InvasionST36 Vibrio2020		1,224				(1,224)			-	-
11HI78	Water Quality,River Network 2020		10,941			(10,915)	(26)			-	-
11HI79	Ecosystem Services Oyster Farms2020		6,650			(6,650)				-	-
11HI80	Quantifying the drivers of weed2020		17,267			(16,974)	(293)			-	-
11HI81	Soil Microbial Growth 2020		15,265			(13,112)	(1,926)	(227)		-	-
11HI82	Soil Microbiome in NH Ag 2020		21,742			(11,837)	(9,905)			-	-
11HI83	Mapping productivity & climate 2020		3,561			(2,940)	(621)			-	-
11HI84	Integrating Sea Urchins ME 2020		18,868			(18,387)	(481)			-	-
11HI85	Minimize sea Lice Infestation 2020		13,239			(11,009)	(2,230)			-	-
11HI86	From Native Plants to New Crops2020		38,045			(32,090)	(5,955)			-	-
11HI87	Cyclic Nucleotide Phosphodiesterase2020		13,218			(8,505)	(4,713)			-	-
11HI88	Bioavailable Nitrogen 2020		21,084			(21,084)				-	-
11HI89	Improving Finfish Production 2020		24,538			(19,934)	(4,604)			-	-
11HI90	Thermal Stress in New England 2020		4,532			(557)	(3,975)			-	-
11HI91	Ecosystem Variation&Pathogenic2020		14,968			(11,183)	(3,785)			-	-

UNIVERSITY OF NEW HAMPSHIRE DURHAM
DETAILED SCHEDULE OF REVENUES, EXPENSES, AND TRANSFERS
FOR THE YEAR ENDED JUNE 30, 2020

Fund	Fund Title	Net Student Tuition	Grant Revenue¹	Auxiliary Revenue	Appropriations & Other Revenue	Employee Compensation	Supplies and Services	Other Expenses	Transfers In/(Out)	Beginning Fund Balance 06/30/2019	Ending Fund Balance 06/30/2020
11HI92	Plant Improvement in Cucurbita 2020		25,513			(24,047)	(1,466)			-	-
11HI93	Veg & small fruit productionNH 2020		23,702			(20,898)	(2,804)			-	-
11HI94	Frankia-Actinorhizal PlantAssoc2020		14,924			(4,338)	(10,586)			-	-
11HI95	The Impact of SNAP-Ed 2020		30,679			(8,553)	(22,126)			-	-
11HI96	Strawberry Breeding resources 2020		7,591			(7,555)	(36)			-	-
11HI97	Phytochemicals: improve plant 2020		12,962			(8,505)	(4,457)			-	-
11MH00	McIntire Stennis Admin 2019		6,394			(5,103)	(1,291)			-	-
11MH17	Complex Forest Landscapes 2019		19,363				(19,363)			-	-
11MH19	Connectivity of Wildlife Pop 2019		14,201			(2,116)	(12,085)			-	-
11MH20	Impact of Invasive Shrubs 2019		7,784			(7,784)				-	-
11MH21	Decadal trends in forest biogeo2019		8,308			(8,308)				-	-
11MH23	Isolation by Synurbization 2019		2,412				(2,412)			-	-
11MH24	Nitrogen & Carbon Assimilation 2019		13,315			(8,260)	(5,055)			-	-
11MH25	Invasive plant impacts NH 2019		31,444			(29,968)	(1,476)			-	-
11MH26	Disease-associated bark comm 2019		37,700			(26,014)	(11,686)			-	-
11MH27	Ecohydrological Impacts Forest 2019		9,192			(7,539)	(1,653)			-	-
11MH29	Small Mammals in North Forests 2019		22,420			(15,295)	(7,125)			-	-
11MH30	Mapping Forest Type and Struct 2019		29,609			(23,739)	(5,870)			-	-
11MI00	McIntire Stennis Admin 2020		58,599			(54,171)	(4,428)			-	-
11MI19	Connectivity of Wildlife Pop 2020		26,778			(19,451)	(7,327)			-	-
11MI26	Disease-associated bark comm 2020		17,143			(14,892)	(2,251)			-	-
11MI27	Ecohydrological Impacts Forest 2020		12,954			(11,666)	(1,288)			-	-
11MI29	Small Mammals in North Forests 2020		22,690			(16,974)	(5,716)			-	-
11MI30	Mapping Forest Type & Structure2020		20,631			(13,492)	(7,139)			-	-
11MI31	Forest Structure, Volume, Biomass2020		8,587			(4,305)	(4,282)			-	-
11MI32	Rehabilitating the NorthForest 2020		47,100			(47,060)	(40)			-	-
11MI33	Quantifying decadal trends 2020		40,465			(17,869)	(22,511)	(85)		-	-
11MI34	Nitrogen & Carbon Assimilation 2020		6,749			(5,628)	(1,121)			-	-
11RH00	Hatch Regional Administration 2019		41,894			(21,874)	(20,020)			-	-
11RH25	Solutions to Bee Problems 2019		1,696			(1,338)	(358)			-	-
11RH26	Weight Related Factors 2019		5,399			(5,488)	89			-	-
11RH27	Bee Health 2019		3,650			(3,604)	(46)			-	-
11RH30	Demographic Change RuralAmerica2019		9,280			(5,042)	(4,238)			-	-
11RH31	Influence of Ovary Uterus &Emb 2019		7,363			(1,338)	(6,025)			-	-
11RH32	Harnessing Chemical Ecology 2019		1,338			(1,338)				-	-
11RH33	Conservation and Utilization 2019		8,037			(6,331)	(1,706)			-	-
11RH34	Enhancing Rural Economic Opp 2019		78				(78)			-	-
11RH35	Using metagenomics dairy cows 2019		11,647			(5,697)	(5,950)			-	-
11RH36	Managing Plant Microbe Interac 2019		12,045			(7,236)	(4,809)			-	-
11RH37	Management Systems to Improve 2019		6,480			(1,419)	(5,061)			-	-
11RH38	Conservation and Utilization 2019		4,562			(3,887)	(675)			-	-
11RI00	Hatch Regional Administration 2020		65,624			(62,737)	(2,887)			-	-
11RI26	Weight Related Factors 2020		11,486			(9,891)	(1,595)			-	-
11RI30	Demographic Change Rural US 2020		7,598			(6,102)	(1,496)			-	-
11RI31	Influence of Ovary Uterus &Emb 2020		15,894			(2,993)	(12,901)			-	-
11RI32	Harnessing Chemical Ecology 2020		43,967			(43,967)				-	-
11RI33	Conservation and Utilization 2020		46,478			(26,112)	(20,366)			-	-
11RI34	Enhancing Rural Economic Opp 2020		3,053			(2,993)	(60)			-	-
11RI35	Using metagenomics dairy cows 2020		52,841			(39,648)	(13,193)			-	-
11RI36	Managing Plant Microbe Interac 2020		28,156			(22,642)	(5,514)			-	-
11RI37	Management Systems to Improve 2020		15,249			(3,164)	(12,085)			-	-
11RI38	Conservation and Utilization 2020		19,587			(18,901)	(686)			-	-
11RI39	Antimicrobial Resistance 2020		40,299			(20,624)	(19,675)			-	-
11RI40	NRSP3: NADP 2020		2,794			(2,794)				-	-
11X690	Youth & Family Program Support		(30)				30			-	-

UNIVERSITY OF NEW HAMPSHIRE DURHAM
DETAILED SCHEDULE OF REVENUES, EXPENSES, AND TRANSFERS
FOR THE YEAR ENDED JUNE 30, 2020

Fund	Fund Title	Net Student Tuition	Grant Revenue¹	Auxiliary Revenue	Appropriations & Other Revenue	Employee Compensation	Supplies and Services	Other Expenses	Transfers In/(Out)	Beginning Fund Balance 06/30/2019	Ending Fund Balance 06/30/2020
11X693	CE&D Program Support		(1)				1			-	-
11X705	SL Renewable Resources		22,381			(22,381)				-	-
11X706	SL Administration		226,073			(224,295)	(1,778)			-	-
11X707	SL ITDE		19,084				(19,084)			-	-
11X708	SL Multi-State Programs		5,660				(5,660)			-	-
11X709	Natural Resources PTL		6,775			(314)	(6,461)			-	-
11X710	Natural Resources Personnel		95,434			(95,434)				-	-
11X711	Natural Resources Program Support		26,644			(3,011)	(23,633)			-	-
11X712	Food & Agriculture PTL		12,882			(4,448)	(8,434)			-	-
11X713	Food & Agriculture Personnel		136,805			(136,805)				-	-
11X714	Food & Agriculture Program Support		14,851			(459)	(14,392)			-	-
11X715	Youth & Family PTL		8,613				(8,613)			-	-
11X716	Youth & Family Program Personnel		115,711			(115,711)				-	-
11X717	Youth & Family Program Support		23,573			(1,559)	(22,014)			-	-
11X718	CE&D Program Team Leader		2,432				(2,432)			-	-
11X719	CE&D Program Personnel		83,216			(83,216)				-	-
11X720	CE&D Program Support		8,544			(531)	(8,013)			-	-
11X721	Belknap County		10,612			(10,612)				-	-
11X722	Carroll County		24,117			(24,117)				-	-
11X723	Cheshire County		14,596			(14,596)				-	-
11X724	Coos County		19,731			(19,731)				-	-
11X725	Grafton County		10,576			(11,051)	475			-	-
11X726	Hillsborough County		2,822			(2,822)				-	-
11X727	Merrimack County		18,465			(18,465)				-	-
11X728	Rockingham County		10,621			(10,621)				-	-
11X730	Sullivan County		24,830			(24,830)				-	-
11X731	Expanded Food and Nutrition		160,882			(147,764)	(13,118)			-	-
11X732	SL Renewable Resources		37,458			(37,458)				-	-
11X733	SL Administration		128,398			(127,157)	(1,241)			-	-
11X734	SL ITDE		6,448				(6,448)			-	-
11X735	SL Multi-State Programs		9,183				(9,183)			-	-
11X736	Natural Resources PTL		610				(610)			-	-
11X737	Natural Resources Personnel		120,735			(120,609)	(126)			-	-
11X738	Natural Resources Program Support		12,458			(2,002)	(10,456)			-	-
11X739	Food & Agriculture PTL		1,109				(1,109)			-	-
11X740	Food & Agriculture Personnel		119,297			(119,297)				-	-
11X741	Food & Agriculture Program Support		5,340			(771)	(4,569)			-	-
11X742	Youth & Family PTL		1,305				(1,305)			-	-
11X743	Youth & Family Program Personnel		100,914			(100,914)				-	-
11X744	Youth & Family Program Support		19,953			(1,576)	(18,377)			-	-
11X745	CE&D Program Team Leader		2,411			(1,500)	(911)			-	-
11X746	CE&D Program Personnel		32,056			(32,056)				-	-
11X747	CE&D Program Support		2,593			(536)	(2,057)			-	-
11X748	Belknap County		4,403			(4,403)				-	-
11X749	Carroll County		36,540			(36,540)				-	-
11X750	Cheshire County		25,087			(25,087)				-	-
11X751	Coos County		28,350			(28,350)				-	-
11X752	Grafton County		14,380			(14,380)				-	-
11X753	Hillsborough County		17,909			(17,909)				-	-
11X754	Merrimack County		32,823			(32,823)				-	-
11X755	Rockingham County		30,374			(30,374)				-	-
11X756	Strafford County		10,513			(10,513)				-	-
11X757	Sullivan County		39,455			(39,455)				-	-
11X758	Expanded Food and Nutrition		155,476			(144,749)	(10,727)			-	-
11X759	SL Renewable Resources		4,001			(4,001)				-	-

UNIVERSITY OF NEW HAMPSHIRE DURHAM
DETAILED SCHEDULE OF REVENUES, EXPENSES, AND TRANSFERS
FOR THE YEAR ENDED JUNE 30, 2020

Fund	Fund Title	Net Student Tuition	Grant Revenue¹	Auxiliary Revenue	Appropriations & Other Revenue	Employee Compensation	Supplies and Services	Other Expenses	Transfers In/(Out)	Beginning Fund Balance 06/30/2019	Ending Fund Balance 06/30/2020
1QA001	Winnie R. Allen Fund				(41,099)					1,224,223	1,183,124
1QA002	Rosamond L. Granger				(4,484)					133,569	129,085
1QA003	S. Judson Dunaway				(2,928)					87,214	84,286
1QA004	Carpenter Quasi Endowment				(9,564)					284,884	275,320
1QA005	Harold Mckinley Lander Clof24				(3,566)					106,220	102,654
1QA006	Excellence in Teaching				(1,103)					32,863	31,760
1QA007	Robert G Wakefield Quasi Endow				(1,243)					37,029	35,786
1QA008	Carl M Gahan '53 Scholarship				(90,705)					2,701,840	2,611,135
1QA009	Maurice C Paige Endow Schol Fund				(2,482)					73,946	71,464
1QA010	Arthur H Carter Scholarship Fund				(19,836)					590,846	571,010
1QA021	Paul W & Dorothy T Hobbs Fund				(39,952)				618,400	-	578,448
1QB001	Albion Hodgson Memorial Fund				(328)					9,771	9,443
1QB002	Dean C Smith Thompson School				(848)					25,265	24,417
1QB003	Elinor Dodge Quasi				(2,501)					74,497	71,996
1QB004	Dunlop Fund				(7,146)					212,848	205,702
1QB005	Putnam Memorial Scholarship Fd				(1,160)					34,563	33,403
1QB006	Nancy Coutu Memorial Quasi Endow				(410)					12,217	11,807
1QB007	Thomas Fairchild Fund-Animal Scienc				(1,270)					37,834	36,564
1QC001	Alfred & Sallie Lamberton Quasi				(15,686)				242,797	-	227,111
1QC002	College of Liberal Arts Endow				(4,309)					128,351	124,042
1QC003	Theater Resources for Youth				(4,670)					139,105	134,435
1QC004	Signal Corp Religious Studies				(1,845)					54,959	53,114
1QC005	Gunst/Wilcox History Grad Prog				(880)					26,198	25,318
1QC006	Winthrop L Carter Art Exhibits				(2,112)					62,921	60,809
1QC007	Mcarthur/Simic Writers Series				(4,721)					140,633	135,912
1QC008	University Art Gallery				(3,593)					111,136	107,543
1QC009	The Signal History Fund				(3,617)					107,734	104,117
1QC010	Thomas Williams Memorial Fund				(493)					14,693	14,200
1QC011	Russell Wheeler Fund				(949)					28,259	27,310
1QC012	William Nicol Memorial				(351)					10,466	10,115
1QC013	Pitavy Schol Quasi-Endow Fund				(442)					13,174	12,732
1QC014	Arnold S Linksky Quasi Endow				(617)					18,369	17,752
1QC015	Katharine C & Charles H Sawyer Quas				(1,970)					58,674	56,704
1QC016	Dion Janetos 39 Fnd0Hellenic Studie				(3,640)					108,438	104,798
1QC017	John Hanlon Memorial Scholarship				(387)					11,541	11,154
1QC018	COLA Undergrad Annual Appeal Schol				(3,501)					104,270	100,769
1QC019	Alberta Johnson Quasi Endowment				(2,551)				39,493	-	36,942
1QC020	Frederick Gates Music Schol. -quasi				(907)					27,009	26,102
1QC021	Italian Studies				(7,858)				121,628	-	113,770
1QD001	Chemical Engineering Quasi				(7,347)					233,011	225,664
1QD002	Thomas R. Anderton				(5,044)					150,231	145,187
1QD003	Marion Mitchell Cutts				(8,799)					262,098	253,299
1QD004	Electrical & Computer Eng				(939)					27,968	27,029
1QD005	Earth Sciences Memorial Fund				(522)					15,541	15,019
1QD006	Donald G Obrien Fund				(3,004)					89,481	86,477
1QD007	Gordon H Bassett Endow Scholar				(611)					18,194	17,583
1QD008	Harold H Warren Quasi Endowment				(13,046)				201,931	-	188,885
1QD009	Lewis Knight Scholarship				552				42,998	-	43,550
1QE001	Dean C Smith Whittemore School				(810)					24,118	23,308
1QE002	Rosenberg Quasi Endowment				(34,492)					1,027,406	992,914
1QE003	C Donald Mckelvie Econ-Scholar				(4,657)					138,726	134,069
1QE004	Sam Rosen Quasi-Endowment Fund				(1,626)				22,681	18,376	39,431
1QE005	Undergraduate Scholarships Qua				(1,478)					44,014	42,536
1QE007	Roberta T Bartlett Scholarship Quas				(3,999)					119,126	115,127
1QF001	School of HHS Endowed Scholar				(1,613)					48,058	46,445

UNIVERSITY OF NEW HAMPSHIRE DURHAM
DETAILED SCHEDULE OF REVENUES, EXPENSES, AND TRANSFERS
FOR THE YEAR ENDED JUNE 30, 2020

Fund	Fund Title	Net Student Tuition	Grant Revenue¹	Auxiliary Revenue	Appropriations & Other Revenue	Employee Compensation	Supplies and Services	Other Expenses	Transfers In/(Out)	Beginning Fund Balance 06/30/2019	Ending Fund Balance 06/30/2020
1QF002	Robert Jolley Scholarship Fund				(2,489)					80,861	78,372
1QG001	Paul W & Dorothy T Hobbs Fund				19,858				(618,400)	598,542	-
1QG002	UNH Alumni Assn Endowment				(5,919)					176,318	170,399
1QG003	UNH Alumni Scholars Fund				(13,675)					407,330	393,655
1QG008	Alfred & Sallie Lamberton Quasi				7,796				(242,796)	235,000	-
1QG009	Alberta Johnson Quasi Endowment				1,268				(39,493)	38,225	-
1QG010	Italian Studies Quasi Endowment				3,906				(121,629)	117,723	-
1QG011	Harold H Warren Quasi Endowment				6,484				(201,931)	195,447	-
1QG013	IOL Scholarship Fund				10,121				(315,189)	305,068	-
1QG500	UNHL Operations Quasi Endowment Fd				(1,016,613)					1,329,170	312,557
1QJ001	Charles Harvey Hood House Main				(11,327)					337,410	326,083
1QJ003	Class of 29 Mub Living Room				(1,896)					56,463	54,567
1QL001	Lillian P. Duncan				(4,058)					120,867	116,809
1QL002	UNH Bookstore Inventory Fund				(25,314)					754,038	728,724
1QL003	University Museum Fund				(4,155)					123,751	119,596
1QL004	Milne Special Collections Endo				(86,989)					2,591,129	2,504,140
1QL005	Walter & Dorothy Peterson Lib				(1,374)					40,913	39,539
1QL006	Phillip J. Sawyer Quasi Endowment				(1,654)					49,274	47,620
1QR002	IOL Scholarship Fund				(20,363)				315,189	-	294,826
1QS001	Edward A. Necker				(8,337)					248,344	240,007
1QS002	Jane Blalock Athletic Scholar				(3,328)					99,123	95,795
1QS003	George H Batchelder Scholar				(15,209)					453,035	437,826
1QU001	Shirley F. Barker Fund				(39)					1,147	1,108
1QU002	Edward F. Cate Fund				(763)					22,725	21,962
1QU003	Barbara Sands Emery Fund				(1,724)					51,363	49,639
1QU004	Simes T. Hoyt Fund				(1,278)					38,055	36,777
1QU005	Cyrus F. & Dorothy H. Jenness Fund				(1,045)					31,112	30,067
1QU006	J. O. Lyford Fund				(16)					476	460
1QU007	Theodora Lyman Fund				(3,173)					94,514	91,341
1QU008	Helen McLaughlin Fund				(1,878)					55,953	54,075
1QU009	Isabel Harriet A. Paul				(83,155)					2,476,931	2,393,776
1QU010	Ruth E. Rumery Fund				(1,649)					49,116	47,467
1QU011	Victor P. Sanborn Fund				(6,733)					200,560	193,827
1QU012	Chester A. Scammon Fund				(506)					15,062	14,556
1QU013	Alice Hamilton Smith Fund				(20,458)					609,374	588,916
1QU014	Morris A. Stewart Fund				(145)					4,332	4,187
1QU015	General Unrestricted Endowment				(92)					2,753	2,661
1QU016	Ormond A Roberts Scholarship Fund				(3,477)					103,579	100,102
1QU017	Edith M. Blake Scholarship Fund				(17,738)					528,374	510,636
1QU018	William Wade Perkins Quasi Endowmen				(5,128)					152,755	147,627
1QU019	UNH ECOLine Quasi Endowment				(122,789)					3,657,523	3,534,734
1TA002	Putnam Memorial Scholarship Fd				(1,915)					57,030	55,115
1TA003	Furio A Abbiatti, Cl' of 1927				(913)					27,194	26,281
1TA004	Ben Bronstein Endowed Scholars				(880)					26,223	25,343
1TA005	Jean Brierly Fund				(12,533)					373,320	360,787
1TA006	Janet Clark Class of '42				(1,994)					59,401	57,407
1TA007	Class of 1922 Golden Anniv Gif				(4,479)					133,430	128,951
1TA008	Mr. & Mrs. Robert Davison				(6,789)					202,222	195,433
1TA009	Class of 1928 Scholarship Fund				(10,802)					321,750	310,948
1TA010	Class of 1933 Honors				(5,849)					174,225	168,376
1TA011	Class of 1954 Endowment Fund				(14,054)					419,436	405,382
1TA012	Concord Alumni Scholarship Fun				(437)					13,020	12,583
1TA013	Paul A. Cote				(6,725)					200,319	193,594
1TA014	Melbourne W. Cummings End. Fun				(78,292)					2,332,082	2,253,790
1TA015	Elmer F. & Marion M.cutts				(7,255)					216,112	208,857

UNIVERSITY OF NEW HAMPSHIRE DURHAM
DETAILED SCHEDULE OF REVENUES, EXPENSES, AND TRANSFERS
FOR THE YEAR ENDED JUNE 30, 2020

Fund	Fund Title	Net Student Tuition	Grant Revenue¹	Auxiliary Revenue	Appropriations & Other Revenue	Employee Compensation	Supplies and Services	Other Expenses	Transfers In/(Out)	Beginning Fund Balance 06/30/2019	Ending Fund Balance 06/30/2020
1TA016	Gwynne Harris Daggett Mem. Sch				28,004					36,201	64,205
1TA017	Alexander P. Danoff Endowed Sc				(1,001)					29,807	28,806
1TA018	Robert L. Deming Mem. Scholars				(353)					10,522	10,169
1TA019	Ben & Zelma Dorson Scholarship				(7,965)					237,262	229,297
1TA020	Forrest Smith Fund				(35,168)					1,047,549	1,012,381
1TA021	Fred Engelhardt Fund				(6,163)					183,574	177,411
1TA022	Avrum Gudelsky				(2,810)					83,697	80,887
1TA023	Bank Meridian				(2,026)					60,356	58,330
1TA024	Hannaford Brothers Endowment				(494)					14,728	14,234
1TA025	William C. Hennessy Scholarshi				(1,148)					34,197	33,049
1TA026	George T. Gilman				(2,961)					88,210	85,249
1TA027	Larry Hogan Scholarship Fund				(10,693)					318,512	307,819
1TA028	Harold A. Holbrook Memorial S				(1,248)					37,184	35,936
1TA029	John S.holland Mem. Scholarshi				(748)					22,273	21,525
1TA030	Dorice & Richard Horan End Schol				151					54,342	54,493
1TA031	Cyril Thomas Hunt Mem. Sch. Fu				(974)					29,003	28,029
1TA032	Miriam Jackson Mem Scholarship				113,300					46,708	160,008
1TA033	Elizabeth Jones Class 1922 Sch				19,013					824,434	843,447
1TA034	Helen Duncan Jones Prize				(188)					5,602	5,414
1TA035	Frances Kling				(776)					23,117	22,341
1TA036	Peter & Francis Martin Schol Fund				(6,940)					206,729	199,789
1TA037	Marcia Mccann				(1,122)					33,416	32,294
1TA038	John W. Mcconnell Scholarship				(1,742)					53,268	51,526
1TA039	McLane Family Endowed Scholarship				(1,971)					59,170	57,199
1TA040	Elinor Metcalf Scholarship				(525)					15,649	15,124
1TA041	Barbara King Newman Sch. Fund				(1,628)					51,286	49,658
1TA042	Nickerson Scholarship Fund				(3,093)					92,135	89,042
1TA043	Bertha I. Norton Endowment Sch				(1,483)					44,184	42,701
1TA044	Leonard P. Novak				(815)					24,582	23,767
1TA045	Albert N. Otis Scholarship Fun				(4,151)					123,631	119,480
1TA046	Nettie M. & Charles Parker Mem				(118)					3,508	3,390
1TA047	Robert G. Perrault Mem.scholar				6,691					41,739	48,430
1TA048	Constantine A. Petmezas Schola				(3,691)					109,931	106,240
1TA049	'bunny' Bryant Band Scholarshi				(3,142)					139,215	136,073
1TA050	Paul Barlow				(316)					9,414	9,098
1TA051	Peter Lino Barili				(361)					68,650	68,289
1TA052	O. B. Brown Endowed Scholarshi				(695)					20,706	20,011
1TA053	K. Denham				43					12,022	12,065
1TA054	Arthur E. Clapp Memorial Schol				(594)					17,704	17,110
1TA055	Fuller Foundation Endowed Fund				(910)					27,113	26,203
1TA056	Alvin R. Ingram Graduate Fello				(290)					8,628	8,338
1TA057	Carol Koreniewski Endowed Fund				(582)					17,337	16,755
1TA058	Mortar Board				(255)					7,601	7,346
1TA059	Phi Mu Dellta Scholarship Fund				(5,836)					173,823	167,987
1TA060	Facilities Services				(932)					27,770	26,838
1TA061	Governor Wesley Powell				(1,205)					35,895	34,690
1TA062	Barbara M. Russell Mem'l Sch				(1,549)					46,129	44,580
1TA063	Earle A. welch Scholarship				(695)					20,706	20,011
1TA064	Governor John H. Bartlett Fund				(869)					25,883	25,014
1TA065	Thomas J. Davis Prize Award				(60)					1,784	1,724
1TA067	Frank W. Randall Scholarship F				(18,609)					554,300	535,691
1TA068	Gladys Wheeler Simeroth Schol				(880)					26,223	25,343
1TA069	Victor M.& Mabel Foster Smith				(515)					15,343	14,828
1TA070	Frederick Smyth Book Fund				(312)					9,284	8,972
1TA071	Paul Spilios Memorial Award Fu				(201)					5,977	5,776

UNIVERSITY OF NEW HAMPSHIRE DURHAM
DETAILED SCHEDULE OF REVENUES, EXPENSES, AND TRANSFERS
FOR THE YEAR ENDED JUNE 30, 2020

Fund	Fund Title	Net Student Tuition	Grant Revenue¹	Auxiliary Revenue	Appropriations & Other Revenue	Employee Compensation	Supplies and Services	Other Expenses	Transfers In/(Out)	Beginning Fund Balance 06/30/2019	Ending Fund Balance 06/30/2020
1TA072	Corinne Tripetti Art Scholars				(1,482)					44,153	42,671
1TA073	Alberta C. Virgil				(2,071)					61,693	59,622
1TA074	William & Doris Sterling				(2,108)					62,787	60,679
1TA075	Blanche D. & George L. White				(246)					7,341	7,095
1TA076	John G. Winant				(15,003)					448,299	433,296
1TA077	Arthur Whitcomb				(8,281)					246,662	238,381
1TA078	George P. Wood Shoals Marine				(17,375)					517,562	500,187
1TA079	Melvin Zais				(1,261)					37,549	36,288
1TA080	Anna Zornio				(331)					11,344	11,013
1TA081	Ato Alfred H. Brown Scholarshi				(524)					15,610	15,086
1TA082	Richard Bruce Johnston Scholar				(369)					10,979	10,610
1TA083	Roland H. O'Neal, Professorship				(10,845)					323,046	312,201
1TA084	Raymond E. Bassett Memorial Fu				(56)					1,665	1,609
1TA085	Frank Booma Memorial Fund				(309)					9,209	8,900
1TA086	Louis P. Bourgoin Scholarship				(258)					7,678	7,420
1TA087	H. L. Boutwell Scholarship Fun				(430)					12,821	12,391
1TA088	Edmund L. Brigham Scholarship				(726)					21,636	20,910
1TA089	Edna O. Brown Scholarship Fund				(2,972)					88,536	85,564
1TA090	Philip R Burlingame Sr St Loan				(1,113)					33,157	32,044
1TA091	Cartlands-Of-lee Scholarship F				(994)					29,607	28,613
1TA092	Lt. Albert A. Chariat Fund				(151)					4,496	4,345
1TA093	Winifred E. Chesley Fund				(691)					20,569	19,878
1TA094	Frank B. Clark Fund				(1,581)					47,087	45,506
1TA095	Class of 1916 Sch. Fund				(451)					13,443	12,992
1TA096	Forrest E Adams Mem. Sch.				(400)					11,912	11,512
1TA097	Berry-Mattoon Fund Cl'22				(4,168)					124,148	119,980
1TA098	Philip M. Marston Scholarship				(493)					14,689	14,196
1TA099	Class of 1925 Wm. S. Sayward F				(5,442)					162,112	156,670
1TA100	Class of 1938 Memorial Scholar				(1,293)					38,504	37,211
1TA101	Class of 1948 Trust Fund				(511)					15,232	14,721
1TA102	Class of 1898 Scholarship Fund				(28,627)					852,713	824,086
1TA103	Class of 1899 Prize				(126)					3,747	3,621
1TA104	Clarence E. Clement Sch. Fund				(176)					5,248	5,072
1TA105	Corinne H. Coburn Fund				(1,457)					43,390	41,933
1TA106	Arthur W. Colburn St. Loan F				(589)					17,554	16,965
1TA107	Paul Edward Corriveau Mem. Sc				(430)					12,821	12,391
1TA108	Fisher Currier Scholarship Fu				(1,280)					38,133	36,853
1TA109	Dietrich, Memorial Cup Fund				(21)					621	600
1TA110	Harry W. Evans Sch. Fund				(772)					22,996	22,224
1TA111	Sylvester M. Foster Fund				(151)					4,496	4,345
1TA112	Adelaide M. Godding Fund				(4,816)					143,449	138,633
1TA113	John Haines Scholarship Fund				(373)					11,120	10,747
1TA114	Willis D. F. Hayden Sch. Fund				(690)					20,566	19,876
1TA115	Helen E. Hayes Sch. Fund				(1,942)					57,857	55,915
1TA116	Henderson Memorial Sch. Fund				(893)					26,608	25,715
1TA117	Edgar C. Hirst Scholarship Fu				(1,950)					58,092	56,142
1TA118	Michael J. & Nellie Hourihan				(3,086)					91,931	88,845
1TA120	Lillian M. Johnson Fund				(30,192)					899,332	869,140
1TA121	Ilmari Kainu Mem. Sch. Fund				(9,487)					282,585	273,098
1TA122	Donald Whitney Libby Memorial				(479)					14,281	13,802
1TA123	Mildred B. Lionstone Scholars				(168)					5,002	4,834
1TA124	Locke Prize Fund				(474)					14,129	13,655
1TA125	Nancy E. Lougee Memorial Fund				(776)					23,127	22,351
1TA126	Harry Macleod Memorial Schol				(370)					11,015	10,645
1TA127	J. Herbert Marceau Scholarshi				(1,512)					45,046	43,534

UNIVERSITY OF NEW HAMPSHIRE DURHAM
DETAILED SCHEDULE OF REVENUES, EXPENSES, AND TRANSFERS
FOR THE YEAR ENDED JUNE 30, 2020

Fund	Fund Title	Net Student Tuition	Grant Revenue¹	Auxiliary Revenue	Appropriations & Other Revenue	Employee Compensation	Supplies and Services	Other Expenses	Transfers In/(Out)	Beginning Fund Balance 06/30/2019	Ending Fund Balance 06/30/2020
1TA128	William F. Marsh Scholarship				(302)					8,989	8,687
1TA129	Mask & Dagger Fund				(749)					22,316	21,567
1TA130	Erskine Mason Memorial Prize				(122)					3,639	3,517
1TA131	Roger E. Montgomery Mem. Sch.				(445)					13,252	12,807
1TA132	N.h. Branch Nat'l Civic Fdn.				(166)					4,939	4,773
1TA133	Maurice E. Nerbonne Sch. Fund				(187)					5,583	5,396
1TA134	Ordway Fund				(312)					9,288	8,976
1TA135	George Downes Parnell Mem. Sc				(265)					7,882	7,617
1TA136	Paul Scholarship Fund				(7,546)					224,772	217,226
1TA137	Luella Pettee Fund				(285)					8,483	8,198
1TA138	Rosecrans W. Pillsbury Fund				(75)					2,243	2,168
1TA139	Alfred Ernest Richards Mem. S				(755)					22,480	21,725
1TA140	Charles H. Sanders Fund				(453)					13,491	13,038
1TA141	Lena Snow Sargent Fund				(6,796)					202,423	195,627
1TA142	Walter M. Shipley Scholarship				(302)					8,989	8,687
1TA143	Mary F. Simpson Sch. Fund				(10,141)					302,055	291,914
1TA144	J. Guy Smart Scholarship Fund				(17,667)					526,256	508,589
1TA145	Roderick W. Smith Scholarship				(151)					4,496	4,345
1TA146	Smyth, Memorial Fund				(395)					11,769	11,374
1TA147	James Carter				(1,753)					52,227	50,474
1TA148	Col. Samuel J. Sutherland				(296)					8,808	8,512
1TA149	Theron A. Thorp Mem. Sch. Fun				(1,261)					37,571	36,310
1TA150	James A. Wellman Mem. Sch.				(3,773)					112,394	108,621
1TA151	Charles H. Wiggin Sch. Fund				(1,733)					51,631	49,898
1TA152	Walter M. Wiggin Scholarship				(754)					22,474	21,720
1TA153	George H. Williams Fund				(1,597)					47,576	45,979
1TA154	Richard J. Shea Memorial Award				(270)					8,052	7,782
1TA155	William H. Yale Sch. Fund				(10,299)					306,781	296,482
1TA156	Class of 1931 Alumni Mem. Scho				(6,004)					178,829	172,825
1TA157	Fred Weare Stone Mem. Sch. Fun				(28,780)					857,281	828,501
1TA158	Stephen D. DeCesare Memorial S				(621)					18,491	17,870
1TA159	Penny Family School				(1,650)					49,151	47,501
1TA160	Ruth Cheney Streeter Shcol				(951)					28,326	27,375
1TA161	Katherine Demeritt Memorial				(508)					15,120	14,612
1TA162	Col John & Helena Ayotte				(16,279)					484,909	468,630
1TA163	Ray Macdonald End Scholarship				(22,917)					682,629	659,712
1TA164	Gertrude Phelps Carlson Mem				(675)					20,120	19,445
1TA165	Class of 51 Endowed Scholarshi				(6,391)					219,831	213,440
1TA166	Norma V and John Spaven				(5,930)					176,633	170,703
1TA167	Lola M Preston Endowed Scholar				(2,511)					74,791	72,280
1TA168	Class of 38 Professorship Endo				(7,656)					228,055	220,399
1TA169	Class of 41 Educational Endow				(10,154)					303,451	293,297
1TA170	CEPS Endowed Scholar				(7,025)					209,250	202,225
1TA171	Class of 1964 Endowed Scholarship				1,553					202,152	203,705
1TA172	Class of 40 Professorship				(19,221)					572,532	553,311
1TA173	Class of 44 Endowed Professor				(7,358)					219,173	211,815
1TA174	Class of 1944 Endowed Scholar				(2,674)					92,028	89,354
1TA175	Charles A. Hopkins Family Fund				(1,664)					49,561	47,897
1TA176	Class 1961 Endowed Scholarship				(5,188)					168,523	163,335
1TA178	William S Law Scholarship Fund				(2,076)					61,847	59,771
1TA179	Frank A Joy Endowed Fund				(52,833)					1,573,737	1,520,904
1TA181	Ernest Easter Scholarship Fund				(6,927)					206,343	199,416
1TA182	Scott Chadwick Memorial Scholarship				(1,429)					42,569	41,140
1TA183	Earl & Ethel Handly Faculty Endwmnt				(24,060)					1,009,102	985,042
1TB001	Edward Cass Adams				(1,055)					31,414	30,359

UNIVERSITY OF NEW HAMPSHIRE DURHAM
DETAILED SCHEDULE OF REVENUES, EXPENSES, AND TRANSFERS
FOR THE YEAR ENDED JUNE 30, 2020

Fund	Fund Title	Net Student Tuition	Grant Revenue¹	Auxiliary Revenue	Appropriations & Other Revenue	Employee Compensation	Supplies and Services	Other Expenses	Transfers In/(Out)	Beginning Fund Balance 06/30/2019	Ending Fund Balance 06/30/2020
1TB002	Robert P. Ahern Mem. Fund				(3,354)					99,907	96,553
1TB003	Albert H. Brown Student Loan				(7,617)					226,897	219,280
1TB004	Thomas W. Keller Mem. Scholars				(963)					28,699	27,736
1TB005	C. Hilton Boynton				(3,032)				24	91,805	88,797
1TB006	Gertrude Burnham Fund				(20,464)					609,550	589,086
1TB007	Conant Scholarship Fund				(8,058)					240,036	231,978
1TB008	Crop Protection Institute				(1,018)					30,309	29,291
1TB009	David W. Drew Memorial Scholar				(1,389)					41,374	39,985
1TB010	Clyde & Isabel Eaton				(1,813)					53,992	52,179
1TB011	Kenneth Fowler				(2,338)					69,631	67,293
1TB012	Norman Hubbard Scholarship				(247)					7,359	7,112
1TB013	Oliver J. Hubbard Fund				(40,962)					1,220,147	1,179,185
1TB014	Basil & Alice Johnson				(1,933)					57,590	55,657
1TB015	Gunnar B. Olsson Fund				(883)					26,310	25,427
1TB016	Dan Heath Memorial				(410)					12,204	11,794
1TB017	Richard A. Andrews Mem'l Award				(187)					5,558	5,371
1TB018	Paul Gilman				(352)					10,474	10,122
1TB019	Albion Hodgson Memorial Fund				(430)					12,819	12,389
1TB020	Barbara M. Lucier Endowed Mem				(898)					26,759	25,861
1TB021	George M. Moore Scholarship				(432)					12,872	12,440
1TB022	Constance L. Rollins Memorial				(4,289)					130,094	125,805
1TB023	Plant Science Scholarship Fund				(333)					9,933	9,600
1TB024	James A. Purington Scholarship				(1,990)					59,282	57,292
1TB026	Laurence W. Slanetz Memorial				(1,791)					62,056	60,265
1TB027	Clark L. Stevens Sch. in Fore				(428)					12,737	12,309
1TB028	Charles A. & F. W. Stone Schol				(4,533)					135,011	130,478
1TB029	L.v. "cy" Tirrell Prof. Sch.				(2,057)					65,945	63,888
1TB030	Agricultural Alumni Associatio				(954)					28,402	27,448
1TB031	Richard B. Johnston Mem. Schol				(959)					28,554	27,595
1TB032	Stephen W & Helen H Dyer Schlr				(3,388)					100,925	97,537
1TB033	Ruth E. Farrington Fund				(52,142)					1,553,166	1,501,024
1TB034	Andrew L. Felker Sch. Fund				(499)					14,874	14,375
1TB035	Hood Prize Fund				(906)					26,973	26,067
1TB036	Hubbard Farms Grad. Fellow/Pou				(6,323)					188,355	182,032
1TB037	Norma Ikawa Scholarship Fund				242					38,034	38,276
1TB038	Industrial Education Fund				(79)					2,343	2,264
1TB039	Kenneth L. Isaacs Sch. Fnd.				(1,209)					36,021	34,812
1TB040	Lilac Endowment Fund				(929)					27,668	26,739
1TB041	Lord Scholarship Fund				(60,963)					1,830,213	1,769,250
1TB042	Fred W. Menns Scholarship Fun				(356)					10,632	10,276
1TB043	Kenneth S. Morrow Scholarship				(1,118)					33,304	32,186
1TB044	Walhowdon Farm Scholarship				(185)					5,498	5,313
1TB046	Stacey Cole				(18,845)					561,337	542,492
1TB047	Lloyd Hawkensen Fund				(798)					23,763	22,965
1TB048	Marty Mitchell Scholarship				(312)					23,213	22,901
1TB049	Virginia M & William L Conrad				(1,755)					52,273	50,518
1TB050	Eric Wilkes Bell Mem End Award				9,149					23,777	32,926
1TB051	Drs. Lorus & Margery Milne				(17,815)					530,668	512,853
1TC001	John D. Batcheller Memorial				(1,494)					44,509	43,015
1TC002	Foreign Language Study				(914)					27,215	26,301
1TC003	Gary Lindberg				(1,469)					43,742	42,273
1TC004	Raymond J. Bernier Scholarship				(474)					14,126	13,652
1TC005	S. P. Edelman				(102)					3,036	2,934
1TC006	Excellence in Teaching Scholar				(2,799)					83,364	80,565
1TC007	Jean Mattox				(1,835)					57,796	55,961

UNIVERSITY OF NEW HAMPSHIRE DURHAM
DETAILED SCHEDULE OF REVENUES, EXPENSES, AND TRANSFERS
FOR THE YEAR ENDED JUNE 30, 2020

Fund	Fund Title	Net Student Tuition	Grant Revenue¹	Auxiliary Revenue	Appropriations & Other Revenue	Employee Compensation	Supplies and Services	Other Expenses	Transfers In/(Out)	Beginning Fund Balance 06/30/2019	Ending Fund Balance 06/30/2020
ITC008	Richard A. Morse Scholarship				(6,567)					200,503	193,936
ITC009	Gary R. O'neal Musical Theater				(1,257)					43,672	42,415
ITC010	William H Annis Occupation Edu				(69)					9,546	9,477
ITC011	Jani Smith				4,675					20,238	24,913
ITC013	Donald E. Steele				(551)					19,301	18,750
ITC014	Arts Dept Scholarship Fund				(679)					20,219	19,540
ITC015	German Soc. of Manchester, NH				(151)					4,501	4,350
ITC016	Adaline W. Paul Sch. Fund				(985)					29,354	28,369
ITC017	Thomas O Marshall Fund				(377)					11,231	10,854
ITC018	NH Library of Traditional Jazz				(81,204)					2,418,811	2,337,607
ITC019	Seiler, Study of Music				13					13,829	13,842
ITC020	Ann Pazo Mayberry Fund				(1,441)					50,717	49,276
ITC021	Grant Carlson Fund				(701)					20,873	20,172
ITC022	Humanities Challenge				(30,091)					904,121	874,030
ITC023	Louise Harwell Rogers Endowmen				(839)					27,824	26,985
ITC024	Malcolm & Virginia Smith Endow				(679)					20,236	19,557
ITC025	Theater Education Endowed Fund				(2,565)					82,066	79,501
ITC026	Lucha-Burns Musical Theatre Endowmt				(4,270)					127,200	122,930
ITC027	Whitlock Music Education Schol				(486)					14,469	13,983
ITC028	Shatterly Fund for Education				(2,330)					69,538	67,208
ITC029	Shatterly Fund for Poli Sci				(4,610)					137,307	132,697
ITC030	Conover Endowed Fund				(2,049)					61,029	58,980
ITC031	Edwin and Mary Scheier Fund				(89,799)					2,674,856	2,585,057
ITC032	Blanche C Bailey Fund				(1,639)					48,824	47,185
1TD001	Gordon H. Bassett				(936)					27,873	26,937
1TD002	Champlin Scholarship Fund				(12,438)					370,488	358,050
1TD003	Howard W. Cope Mem Scholarship				(1,765)					58,277	56,512
1TD004	Edward T. Donovan Scholarship				(1,229)					36,602	35,373
1TD005	Donald Fox Mem Scholarship				(1,879)					55,955	54,076
1TD006	Harry L. Farnham Scholarship				(522)					15,534	15,012
1TD007	Joseph L Fearer Scholar Fund				(2,461)					73,313	70,852
1TD008	Harold A. Iddles Lecture Fund				(4,151)					123,651	119,500
1TD009	William Knox Endowed Fund				(498)					14,838	14,340
1TD010	Marie L. Langelier				(11,712)					348,877	337,165
1TD011	Vernon Lerch				(937)					27,906	26,969
1TD012	David Owen Libby				(1,640)					48,860	47,220
1TD013	Frank Block Fund				(896)					26,688	25,792
1TD014	Randolph W. Chapman Lecture Fu				(579)					17,255	16,676
1TD015	W. Edwards Deming				(578)					17,219	16,641
1TD016	Dr. Ruth Peters Memorial Award				(237)					7,044	6,807
1TD017	Stolworthy Fund				(290)					8,628	8,338
1TD018	Richard & Georgia Balomenos				8,842					46,689	55,531
1TD019	Bacon Award				(66)					1,959	1,893
1TD020	Velma W. Scruton Fund				(4,652)					295,254	290,602
1TD021	Raymond B. Seymour Chem.				(195)					5,812	5,617
1TD022	Tappi Endowed Fund				(1,499)					44,649	43,150
1TD023	Winchester R. Wood Fund				(23,423)					697,712	674,289
1TD024	Leroy Johnson				(13,485)					401,669	388,184
1TD025	J & Rm Kurtz Endowed Fund				(9,117)					271,566	262,449
1TD026	Bailey Prize Fund				(38)					1,126	1,088
1TD027	Albert W. Diniak Memorial Fun				(147)					4,391	4,244
1TD028	Heman Charles Fogg Sch. Fund				(508)					15,120	14,612
1TD029	Kingsbury Memorial Award				(3,152)					99,958	96,806
1TD030	Locke Scholarship Fund				(453)					13,488	13,035
1TD031	Lester A. Pratt Grad. Prize				(3,891)					118,735	114,844

UNIVERSITY OF NEW HAMPSHIRE DURHAM
DETAILED SCHEDULE OF REVENUES, EXPENSES, AND TRANSFERS
FOR THE YEAR ENDED JUNE 30, 2020

Fund	Fund Title	Net Student Tuition	Grant Revenue¹	Auxiliary Revenue	Appropriations & Other Revenue	Employee Compensation	Supplies and Services	Other Expenses	Transfers In/(Out)	Beginning Fund Balance 06/30/2019	Ending Fund Balance 06/30/2020
1TD032	Lucinda & Melvin Smith Sch. F				(1,251)					37,265	36,014
1TD033	Waite Professorship				(6,800)					202,548	195,748
1TD034	Fred Waite Class of 1927				(17,302)					515,382	498,080
1TD035	R C Kimball Scholar				(728)					21,684	20,956
1TD036	Robert T. Hart				(1,646)					49,028	47,382
1TD037	Leon W Hitchcock Award				(4,142)					123,389	119,247
1TD038	Olivette Dussault Hemon Schola				(647)					19,261	18,614
1TD039	Kenneth J Higson Endowed Schol				(18,939)					564,149	545,210
1TD040	Helmut M Haendler Endowed Fund				(2,223)					73,413	71,190
1TD041	Frederick N Walker Jr Ee Schol				(9,478)					282,314	272,836
1TD042	Craig A West Memorial Endow				266					22,221	22,487
1TD043	Harold M Lander Cl of 24 Fund				(500)					14,880	14,380
1TD044	Clarence & Eleanor Shuttlewort				(20,681)					616,029	595,348
1TD045	Shatterly Fund for Engineering				(4,822)					143,644	138,822
1TD046	Tenho S Kauppinen Scholarship Fund				(211)					6,296	6,085
1TD047	Roland S. Burlingame Scholarship				(21,144)					629,822	608,678
1TE001	John A. Beckett Writing Prize				(557)					17,989	17,432
1TE002	Patrick Carlson Memorial Schol				(1,132)					33,729	32,597
1TE003	Jan E. Clee Fellowship Fund				(964)					28,721	27,757
1TE004	Carroll M. Degler Fund				(2,552)					76,004	73,452
1TE005	James R. Carter Professorship				(28,495)					848,767	820,272
1TE006	William T. Cushing Memorial Sc				(2,728)					111,279	108,551
1TE007	Patricia Vinnicombe Endow Fund				(1,326)					39,512	38,186
1TE008	Hollis Harrington				(4,026)					119,933	115,907
1TE009	Virginia Paul Dee Professorshi				(9,877)					294,217	284,340
1TE010	Ellen Mae Greenaway Scholar				(1,762)					52,497	50,735
1TE012	JA Hogan Distinguished Visiting Pro				(31,176)					928,627	897,451
1TF001	Dr E Elizabeth French Mem Fund				(1,655)					49,283	47,628
1TF002	Gerald L & Dorothy K Smith Fun				(3,445)					106,985	103,540
1TF004	Elizabeth Rand				(7,790)					232,031	224,241
1TF005	Hamilton Putnam				(1,423)					42,402	40,979
1TF006	Robert J. & Mary E. Mitchell				(6,969)					207,573	200,604
1TF007	Daniel Beatrice Rogers Schl				(1,379)					41,348	39,969
1TF008	Marion Beckwith Endowed Fund				(393)					11,717	11,324
1TG002	UNH Venture Capital Endowment				(9,439)					281,155	271,716
1TG003	Alumni Merit Serv Award Assn				(1,493)					44,475	42,982
1TG004	Honors Program/Urop Endowment				(8,875)					264,347	255,472
1TG005	Class of 1953				(1,914)					57,004	55,090
1TG006	Dr. Phyllis Lucasse				(59,283)					1,765,856	1,706,573
1TG007	Avis Perkins Smart '42' Fund				(796)					26,934	26,138
1TG008	John S. Elliott Fund				(531,735)					13,431,668	12,899,933
1TG009	Smith Sanborn Lecture Fund				(978)					29,127	28,149
1TG010	President's Discretionary Fund				(1,605)					47,808	46,203
1TG011	Nash - President's Disc. Fund				(1,677)					49,939	48,262
1TG012	Class of 36 Cultural Enrichmnt				(6,106)					181,866	175,760
1TG013	Louis B. Hoffman Endowment				(8,204)					244,358	236,154
1TG015	Class of 1929 Dad Henderson				(7,239)					215,625	208,386
1TG016	Henderson Mem. Carillon Maint.				(485)					14,458	13,973
1TG017	A.E. Kenison, Jr./D.L. Kenison Endo				(4,338)					129,218	124,880
1TG018	Granite State Scholars Endowment				(69,739)					2,077,316	2,007,577
1TG020	Elizabeth Farmer McIninch Fund				(1,251)					37,259	36,008
1TG021	Esther Eastman Endowment				(803)					23,914	23,111
1TG022	Warren H. Hay Endowment				(10,395)					309,645	299,250
1TG023	Helena M Milne Endowment				(99,942)				1,546,976	-	1,447,034
1TG024	Spaulding Memorial Fund				(145,548)				2,252,895	-	2,107,347

UNIVERSITY OF NEW HAMPSHIRE DURHAM
DETAILED SCHEDULE OF REVENUES, EXPENSES, AND TRANSFERS
FOR THE YEAR ENDED JUNE 30, 2020

Fund	Fund Title	Net Student Tuition	Grant Revenue¹	Auxiliary Revenue	Appropriations & Other Revenue	Employee Compensation	Supplies and Services	Other Expenses	Transfers In/(Out)	Beginning Fund Balance 06/30/2019	Ending Fund Balance 06/30/2020
1TJ001	Frederick Walker				(842)					25,066	24,224
1TJ003	Morris F Darling Memorial Fund				(7,169)					213,554	206,385
1TL001	Gladys Brooks Endowment Fund				(4,944)					147,280	142,336
1TL002	Douglas M. Milne				(9,616)					286,431	276,815
1TL003	Roland Douglas Sawyer				(2,459)					73,255	70,796
1TL004	Consolidated Library Fund				(1,561)					46,491	44,930
1TL005	Edward H. Downing Fund				(107)					3,183	3,076
1TL006	Marion E. Nash Fund				(1,677)					49,939	48,262
1TL007	Helena M Milne Endowment				49,675				(1,546,976)	1,497,301	-
1TL008	Blanche Foye Nash Library Fund				(1,803)					56,716	54,913
1TR001	Prof. & Mrs. F. Jackson				(1,865)					55,556	53,691
1TR003	Shoals Marine Scholarship Fund				5,577					39,436	45,013
1TR004	Class of 1937 Professorship				(9,240)					275,247	266,007
1TS001	Charles H. Stillings Trust				(41,193)					1,337,783	1,296,590
1TS002	Warren Brown Memorial Scholars				(659)					19,643	18,984
1TS003	Carl & Ada Lundholm Mem Scholr				2,692					59,463	62,155
1TS004	Peter G Markos Chemistry Endowment				(2,474)					73,699	71,225
1TS005	Carlton E. Meader, Jr. Mem. Sc				(638)					19,011	18,373
1TS006	Donald Melville				(11,602)					345,579	333,977
1TS007	W. C. & Clara D. Skoglund				(4,782)					142,431	137,649
1TS008	Suzanne Urban Memorial Scholarship				(476)					75,460	74,984
1TS009	P. Wageman				(293)					8,724	8,431
1TS010	Ski Team UNH				(6,431)					198,540	192,109
1TS011	Paul C. Sweet Scholarship Fund				(2,159)					64,307	62,148
1TS012	A. Barr "whoops" Snively Schol				(1,052)					32,727	31,675
1TS013	Jere A. Chase Scholarship				(161)					4,785	4,624
1TS014	Frederick A. Johnson Mem. Sch				(899)					26,766	25,867
1TS015	Philip C. Jones/1913 Trust				(1,174)					34,963	33,789
1TS016	UNH 100 Club / General Award				(13,896)					413,929	400,033
1TS017	Creeley S. Buchanan Football				(468)					13,936	13,468
1TS018	Craig Scholarship Fund				(4,744)					141,296	136,552
1TS019	Andrew Mooradian Endowed Schol				(1,799)					53,587	51,788
1TS020	Bernice Hill Class of 23 Endow				(2,782)					82,878	80,096
1TS021	Arden G. Atkins Scholarship				(6,615)					197,051	190,436
1TS022	Ken Pope Endowed Scholarship				(605)					18,019	17,414
1TS023	Holt Endowed Fund				(2,335)					172,382	170,047
1TU001	Walter W. Lucasse				(34,777)					1,035,935	1,001,158
1TU002	Alice M. Mitchell Scholarship				(6,968)					207,573	200,605
1TU003	Edward and Selma Bacon Simon Fund				922					118,005	118,927
1TU004	Richard M. Ford Endowed Mem				(1,057)					31,505	30,448
1TU005	Agnes & M Jane Linen Scholarsh				26					8,963	8,989
1TU006	Ben Thompson Trust				(110,251)					2,387,022	2,276,771
1TU008	Spaulding Memorial Fund				72,343				(2,252,895)	2,180,552	-
1TU009	Paul J Holloway Endowment Fund				(9,310)					277,309	267,999
1TU010	Gray-White-Shields Scholarship Fund				(93,376)					2,781,384	2,688,008
1TU013	UNH Foreign Language Scholarship				(3,653)					111,935	108,282
1TU014	UNH Engineering Scholarship				(3,701)					110,233	106,532
1TU015	T. Ralph & Isabelle Meyers Fund				(1,100)					32,767	31,667
1TU016	Joseph L. Robinson Scholarship Fund				(1,324)					39,449	38,125
1TU020	UNIQUE Endowment Alloc Plan-UNH				2,572,624					36,584,647	39,157,271
1TX001	Marine Docent Endowment Fund				6,200					151,482	157,682
	TOTAL ENDOWMENT & SIMILAR FUNDS	-	-	-	(1,935,671)	-	-	-	65,703	147,627,129	145,757,161
	PLANT FUNDS										
1N0ADJ	UNH Net Invested in Plant Adjustmen				44,100		1,000,000		(44,100)	(2,000,000)	(1,000,000)

UNIVERSITY OF NEW HAMPSHIRE DURHAM
DETAILED SCHEDULE OF REVENUES, EXPENSES, AND TRANSFERS
FOR THE YEAR ENDED JUNE 30, 2020

Fund	Fund Title	Net Student Tuition	Grant Revenue¹	Auxiliary Revenue	Appropriations & Other Revenue	Employee Compensation	Supplies and Services	Other Expenses	Transfers In/(Out)	Beginning Fund Balance 06/30/2019	Ending Fund Balance 06/30/2020
1NU001	UNH Net Invested				(1,204,511)		(10,498)	(38,036,248)	41,403,228	694,000,693	696,152,664
1NU002	UNH Equipment				(629,958)			(11,463,405)	12,326,298	33,640,595	33,873,530
1NU006	2001 HEFA DEBT							(1,809,495)	4,113,271	(45,367,618)	(43,063,842)
1NU008	2001R HEFA DEBT							(358,002)	1,975,354	(8,950,056)	(7,332,704)
1NU011	2002 HEFA Refunding Debt							(71,140)	2,270,614	(2,199,474)	-
1NU013	2006B-2 HEFA DEBT							(865,469)	1,571,591	(21,504,276)	(20,798,154)
1NU015	2005A HEFA DEBT							(1,056,679)	(2,374,574)	(21,745,990)	(25,177,243)
1NU023	2006 HEFA Debt							(1,182,723)	6,883,082	(33,798,030)	(28,097,671)
1NU024	Ecoline HEFA 2007 Debt								(15,897)	15,897	-
1NU09A	2009A HEFA DEBT							(78,190)	614,080	(2,440,403)	(1,904,513)
1NU15A	UNH 2015A HEFA Debt							(1,199,307)	(2,578,045)	(36,835,639)	(40,612,991)
1NUIFB	UNH Internal Borrowings								71,596,399	(71,596,399)	-
1NUNEC	NEC Balance								277,568	(2,220,540)	(1,942,972)
1X0ADG	UNH Unexp Plant Grant Adjustments						1,346,151		(1,346,151)	-	-
1X0ADJ	UNH Unexpended Plant Adjustments						46,391,713		(47,197,285)	(880,381)	(1,685,953)
1X1117	Woodman Paving-Davis				14,480		(14,480)			-	-
1X1118	Woodman Paving-Sideman				14,480		(14,480)			-	-
1X1119	Woodman Paving-Smith				14,480		(14,480)			-	-
1X1120	Woodman Paving-Admin				28,959		(28,959)			-	-
1X1121	Woodman Paving-Umbrella				28,959		(28,959)			-	-
1X1122	Greenhouse Renovation				512,475		(512,475)			-	-
1X1123	Greenhouse Renovation-Hale				119,274		(119,274)			-	-
1X2024	Bus Maint Lift Replacements				124		(124)			-	-
1X2025	Bus Shelters-Main St West				57,357		(57,357)			-	-
1X3T13	Main Street South Sidewalk				38,843		(38,843)			-	-
1X3V01	Water Line Extension to Lee TC				574,913		(574,913)			-	-
1X5C24	Bus Maint Lift Repl - Match						(31)			-	(31)
1X5C25	Bus Shelters-Main St West-Match						(31,328)		(104)	31,432	-
1X5C26	Main Street South Sidewalk-Match						(9,711)		34,435	79,000	103,724
1XA001	VPAA R&R Electronic Campus						(22,408)			181,193	158,785
1XA003	VPAA Grad School R&R Electronic Cmp									2	2
1XA010	VPAA Health Services R&R				121					4,176,441	4,176,562
1XA011	VPAA Health Services Computer Syst.									217,955	217,955
1XA014	AT Technology Fee - Plant						(354,203)		331,579	1,388,682	1,366,058
1XA016	Academic Technology Plant						(667,409)		135,800	933,933	402,324
1XA049	VPAA Health Services Equip Replace						(19,571)			94,851	75,280
1XA050	VPAA Counseling Center								3,507	16,790	20,297
1XB002	COLSA Green House Facilities									1,624	1,624
1XB003	COLSA Misc R&R						(27,479)		1,299	1,858,882	1,832,702
1XB005	COLSA TS Facilities Maint/Repairs									17,167	17,167
1XB015	COLSA TSAS Computer Replacement									22,864	22,864
1XB022	COLSA NR Dept Equipment Fund									4,906	4,906
1XB025	COLSA TSAS Vehicle Replacement									89,681	89,681
1XB033	COLSA TS Logging Equip R&R									871	871
1XB036	AES R&R				1,000				746,623	1,591,790	2,339,413
1XD001	CEPS Earth Science Van Fund						(876)			23,748	22,872
1XE005	Paul College Technology R&R Fund						(602,689)		147,000	1,267,289	811,600
1XF003	SHHS miscellaneous R&R									6,620,498	6,620,498
1XF004	Browne Center R&R									11,394	11,394
1XG002	Alumni EAC Capital Fund Class of 42				4,967					203,551	208,518
1XG020	Phonathon Program Automation									10,129	10,129
1XG021	Photo and Video Services Equip Repl						(16,682)			72,527	55,845
1XG023	Advancement Equipment Replacement						(94,907)		97,615	13,410	16,118
1XG025	Advancement CRM System Replacement						(311,608)		(97,615)	598,031	188,808
1XJ005	VPSA Health Services Computer Syst									100	100

UNIVERSITY OF NEW HAMPSHIRE DURHAM
DETAILED SCHEDULE OF REVENUES, EXPENSES, AND TRANSFERS
FOR THE YEAR ENDED JUNE 30, 2020

Fund	Fund Title	Net Student Tuition	Grant Revenue¹	Auxiliary Revenue	Appropriations & Other Revenue	Employee Compensation	Supplies and Services	Other Expenses	Transfers In/(Out)	Beginning Fund Balance 06/30/2019	Ending Fund Balance 06/30/2020
1XJ019	VPSA MUB Unexpended R&R								125,000	2,107,614	2,232,614
1XJ020	VPSA Recreation R&R						(19,966)		66,007	3,467,924	3,513,965
1XJ021	VPSA Student Rec Field									362,557	362,557
1XJ043	VPSA MUB Theater									2	2
1XJ059	SAF Equipment Replacement						(933)		(50,000)	468,438	417,505
1XJ067	Whittemore Center R&R Reserves									250	250
1XJ068	Ice Plant/Equipment Sinking Fund									38,159	38,159
1XJTRF	Turf Field Operations				3,719					1,976	5,695
1XJTRM	Turf Field Major Repairs				10,886		4,340			87,861	103,087
1XK001	HelpDesk Repl Sft Plant						(11,069)		14,000	97,938	100,869
1XK008	IT Central Replacement Acct						(5,290)		(300,693)	415,368	109,385
1XK009	IT Equipment Replacement						(895,077)		1,841,554	4,405,521	5,351,998
1XK011	IT Telecom R&R						(2,160,464)		26,939	7,821,818	5,688,293
1XL001	Library Equip & Physical Plant Fund						(89,207)		(638,724)	727,931	-
1XL002	Library Repair & Replacement								(59,355)	59,355	-
1XP001	UNH Police Vehicle Replacement				12,545		(83,866)		50,000	117,913	96,592
1XPEMR	UNH Police Emergency Preparedness								137,374	99,505	236,879
1XQ022	UNH Dining R&R Reserves						(32,464)		52,904	3,463,253	3,483,693
1XQ024	UNH Housing R&R Reserves						(732,029)		(1,543,511)	2,395,590	120,050
1XQ105	Business Affairs BSC R & R Reserve									170,768	170,768
1XQ128	Transportation R & R Reserve						(35,395)		755,890	3,543,105	4,263,600
1XQ163	Printing R & R Reserve								(33,274)	274,053	240,779
1XQ164	Mail Svcs NHCUC Vehicle Replmnt								(14,430)	14,430	-
1XQ171	UTS Bus Procurement									155,630	155,630
1XQ174	Mail Services R & R Reserve								14,430	23,190	37,620
1XQ303	CNG Fueling Station Maint & Repair						(21,992)			100,548	78,556
1XQ330	Garage Equipment Replacement				246		(6,000)		4,110	1,681	37
1XQ414	Parking Lot Maintenance								69,774	94,290	164,064
1XQ427	UCO Facility & Equipment Upgrades						(65,763)		72,564	319,726	326,527
1XQ443	Furniture Summer 2018 FY19								(326)	326	-
1XQ447	Exterior Door Replacement								(5,766)	5,766	-
1XQ450	Print Dept Small Projects						(19,840)			49,614	29,774
1XQ452	Housing Study						(32,703)		2,277	30,426	-
1XQ456	FY20 Summer 2019 housing project						(171,284)		171,284	-	-
1XQ457	Hospitality Dining Hall Summer Proj						(62,734)		70,000	-	7,266
1XQ461	Housing Summer 2020 FY21 projects						(8,307)		8,307	-	-
1XR005	UIC Equipment Replacement Fund						(27,935)		35,000	24,468	31,533
1XRIO2	IOL Plant Fund for New Building									64,658	64,658
1XROSR	OSR Equipment Replacement Fund									29,535	29,535
1XRRCI	RCI Equipment Replacement						(39,034)		52,297	313,196	326,459
1XS003	Athletic Dept R & R						(21,770)		13,274	8,496	-
1XT014	UNH R&R Elliott Alumni Ctr Priority								(134,599)	135,334	735
1XT025	UNH R&R Emergency Repairs								426,679	6,370	433,049
1XT038	UNH R&R Campus Pavement						(58,915)		52,600	20,260	13,945
1XT041	UNH R&R Utility Tunnel Repairs						(6,468)		50,000	81,113	124,645
1XT069	UNH R&R Fire Station Repair&Upgrade								25,000	49,281	74,281
1XT119	UNH R&R Exterior Stairs						(31,200)		40,000	50,104	58,904
1XT218	UNH R&R Water System Repairs						(638)		88,211	275,810	363,383
1XT543	Sewer System Upgrades						(6,668)		45,000	41,174	79,506
1XT708	Campus Tribute Gift Projects				4,050		(13,140)			17,200	8,110
1XT785	SARRC Discretionary Funds								3,032,969	1,730,055	4,763,024
1XT787	SARRC-VPAA Unexpended								83,521	83,875	167,396
1XT788	SARRC-VPFA Unexpended								31,048	44,272	75,320
1XT789	SARRC-VPR&PS Unexpended								16,251	39,629	55,880
1XT790	SAARC - VP Enrollment Unexp								(30,997)	30,997	-

UNIVERSITY OF NEW HAMPSHIRE DURHAM
DETAILED SCHEDULE OF REVENUES, EXPENSES, AND TRANSFERS
FOR THE YEAR ENDED JUNE 30, 2020

Fund	Fund Title	Net Student Tuition	Grant Revenue¹	Auxiliary Revenue	Appropriations & Other Revenue	Employee Compensation	Supplies and Services	Other Expenses	Transfers In/(Out)	Beginning Fund Balance 06/30/2019	Ending Fund Balance 06/30/2020
1XT791	SARRC-VP Advancement Unexp								20,000	70,436	90,436
1XT793	Campus Beautification Gift Fund									865	865
1XT811	Water Supply Study						(13,560)			18,118	4,558
1XT826	Design-Future Inst R&R Projects								1,241	92	1,333
1XT844	Radio Meter Reading System						(7,948)		20,000	67,995	80,047
1XT877	Emcor Contracted Utility Repairs						(91,554)		123,142	6,116	37,704
1XT907	Energy Efficiency Projects				94,915		(15,825)		179,525	1,973,012	2,231,627
1XT947	UNH/Durham Traffic Model								3,000	6,672	9,672
1XT955	Paul College Construction						(6,897)			30,506	23,609
1XT958	ADA Projects								92,048	230,111	322,159
1XT989	Co-Gen/Utility System Repairs								(22,295)	329,923	307,628
1XT994	Storm Drain Repair & Replace								75,000	104,429	179,429
1XTA25	Asset Management/Maintenance						(696,259)		295,462	447,713	46,916
1XTA59	Solar Major Overhaul								288,000	695,755	983,755
1XTA60	Solar Recuperator								72,000	305,889	377,889
1XTA63	Nesmith - Misc Repairs						(6,913)		6,913	-	-
1XTA64	T-Hall - Misc Repairs						(13,973)		9,987	4,513	527
1XTA66	SARRC - Athletics Discretionary								(1,663)	10,842	9,179
1XTA68	Rail Corridor Safety Protection									1,458	1,458
1XTA69	Rail Platform/Transit Station Maint				3,033		(2,916)			10,113	10,230
1XTB02	Sidewalk Repairs						(42,385)		58,000	339	15,954
1XTB03	Campus Tree Planting/Repl								(1,458)	1,458	-
1XTB12	Ecoline R&R								(360,918)	3,153,728	2,792,810
1XTB83	High Voltage Electr Distribution								114,600	63,062	177,662
1XTB86	Miscellaneous Electrical								(133)	133	-
1XTB87	AV - Electrical Projects								(6,906)	6,906	-
1XTB90	Minor Flood Cleanup						(46,968)		46,968	-	-
1XTB98	Ham-Smith Renovation Programming						(51,624)			263,777	212,153
1XTC07	Classroom White Board Replacements									7,478	7,478
1XTC15	Landscape Repairs & Renovations								(66,114)	66,114	-
1XTC83	OBA Christensen Roof Replace						(311,664)		387,693	-	76,029
1XTC99	Bike Rack Installations									14,761	14,761
1XTD19	Huddleston - Misc Repairs						(9,125)		15,659	341	6,875
1XTD24	Field House - Misc Repairs						(17,350)			28,417	11,067
1XTD30	McConnell Hall Repurpose - Renov									24,612	24,612
1XTD33	James Hall - Misc Repairs						(1,920)		1,920	-	-
1XTD35	UNH West Stadium				465,100				(465,100)	-	-
1XTD47	Hamel Recreation Renov-Expansion						(34,614)		(10,217)	44,831	-
1XTD48	Roof Safety Restraint Systems								(25,707)	25,707	-
1XTD68	South Drive Design Advancement						(2,000)			4,152	2,152
1XTD82	1 Leavitt Lane - Misc Rep & Electr						(696)		(1,035)	1,731	-
1XTDMA	UNH Deferred Maint Assessments								204,964	919,518	1,124,482
1XTE07	UNH Campus Exterior Lighting Improv								(2,219)	2,219	-
1XTE08	Signs - Campus Wayfinding and Bldg						(132,389)		4,489	156,894	28,994
1XTE14	Dimond Library Space Repurposing								(37,681)	37,681	-
1XTE46	1 Leavitt Lane - HVAC Modifications								(3,345)	3,345	-
1XTE53	Holloway Expansion and Renovations								(30,757)	30,757	-
1XTE58	Pettee Hall - Misc Repairs & Modif						(5,766)		6,455	-	689
1XTE69	Spaulding Hall - Misc Repairs						(5,648)		3,674	2,626	652
1XTE88	Spaulding Hall Expansion-Renov				10,000,000		(10,399,079)		399,079	-	-
1XTE92	Rudman Hall Fire Alarm Replacement						(380,018)			416,775	36,757
1XTECO	Ecoline Renewal and Replacement								500,000	3,450,000	3,950,000
1XTF02	Kendall Ceiling & Floor Abatement								(85,441)	85,441	-
1XTF30	Kingsbury Hall - Card Access						(12,537)		13,283	-	746
1XTF33	Morse RCC Fire Suppression System						(2,494)		2,494	-	-

UNIVERSITY OF NEW HAMPSHIRE DURHAM
DETAILED SCHEDULE OF REVENUES, EXPENSES, AND TRANSFERS
FOR THE YEAR ENDED JUNE 30, 2020

Fund	Fund Title	Net Student Tuition	Grant Revenue¹	Auxiliary Revenue	Appropriations & Other Revenue	Employee Compensation	Supplies and Services	Other Expenses	Transfers In/(Out)	Beginning Fund Balance 06/30/2019	Ending Fund Balance 06/30/2020
1XTF36	Repl Interior Room Signs-Mult Bldgs								(9,434)	9,434	-
1XTF37	Campus Fire Alarm Infrastructure						(24,496)		4,596	34,005	14,105
1XTF50	Barton-Cole - Misc Repairs & Upgr									225	225
1XTF59	Barton Hall - B119 Renovation									967	967
1XTF64	Dimond Lib - Minor Repairs-Upgrades								(4,298)	4,298	-
1XTF96	UNH Water Treatment Plant						(2,230,140)		2,230,140	-	-
1XTG01	Philbrook Hall - Replace Boiler								(5,500)	5,500	-
1XTG27	Service Bldg Heat & Life Safety								(95,192)	95,192	-
1XTG37	Philbrook Refrigeration Rack System								(261,506)	261,506	-
1XTG39	Madbury Commons Lease - Furniture								(10)	10	-
1XTG47	66 Main Street Development									13,958	13,958
1XTG48	Whittemore Center Generator Upgrade									584	584
1XTG53	Presidents House Repairs-SAARC								54	25	79
1XTG55	Conant Hall-Room 204 & 221 Upgrades									500	500
1XTG56	Whittemore - Ice Sensor Syst Power									795	795
1XTG78	1 LL Data Ctr West Fire Suppression									101	101
1XTG91	MUB Move CO2 Tank from PPC									1,454	1,454
1XTG97	Eye Wash & Shower Station Installs									3,504	3,504
1XTG98	Health Services Renov-Expansion									57,769	57,769
1XTGEN	University Operations Equipment 09						(50,460)		(871,073)	921,533	-
1XTH05	Stillings Andover Controls Sys Conv									2,945	2,945
1XTH07	Mendums Pond - Temporary Walkway									567	567
1XTH08	Soccer-Womens Lacrosse Field Upgr				67,052		(67,052)			-	-
1XTH10	MUB - 2nd Floor South Deck Repl								(1)	1	-
1XTH15	Huddleston Hall Ballroom AC						(1,045,760)		254,786	902,876	111,902
1XTH23	Rudman Hall - Misc Repairs - Mods						(15,250)		15,250	-	-
1XTH28	PCAC Elevator Install-Bathroom Ren								(152,527)	152,527	-
1XTH29	Morrill Hall Room 4 Renovation									826	826
1XTH38	Rudman - Install Steam Turbine						(60)			27,371	27,311
1XTH39	Rudman Animal Area Add Filtration									900	900
1XTH40	Huddleston Hall Egress Modif									37,383	37,383
1XTH42	Museum of Art Planning Study								(3,491)	3,491	-
1XTH51	Kingsbury-Generator Gas Service								(12,231)	12,231	-
1XTH53	East Stadium Upgrades and Repairs								(537)	537	-
1XTH62	Morse Hall-Misc Upgrades & Repairs						(4,066)		7,718	367	4,019
1XTH68	Health Serv - Dry Sprinkler Piping								(15,084)	15,084	-
1XTH74	Rudman Lab Fume Hd Contr Syst Repl						(1,492,677)			3,315,447	1,822,770
1XTH76	Ham-Smith Sanitary Sewer System								(45,066)	45,066	-
1XTH77	McConnell Hall - Misc Repairs-Upgr									237	237
1XTH80	MUB Pedestrian Bridge Repair-Upgr								(3,000)	3,000	-
1XTH82	James Hall AHU Snow Melt System								(27,500)	27,500	-
1XTH85	1 Leavitt Lane Data Ctr UPS Upgrade								(15,704)	15,704	-
1XTH92	Hood House - Renovations & Upgrades						(72,942)			85,914	12,972
1XTJ02	Paul College-Generator Connect-Hub									138	138
1XTJ05	CSDC - Misc Repairs and Upgrades						(50)		700	-	650
1XTJ10	NEC Boiler Repl and BAS Controls						(601,369)		666,350	832	65,813
1XTJ17	Main St Piping Repl - HVT092-94								(9,552)	9,552	-
1XTJ19	MacFarlane Greenhouse-2nd Floor Use									880	880
1XTJ21	Exterior Stairs-Main St-Dairy Bar									1,106	1,106
1XTJ27	Emerg Lock Down Install - NEC & EAC									392	392
1XTJ29	Ultra-Low Freezer Replacement Progr						(7,500)		15,000	1,600	9,100
1XTJ31	Rudman-Inst Sterilizer-Cage Washer						(435,568)			475,670	40,102
1XTJ32	High Voltage Circuit 12 Ext - Loop								(61,180)	61,180	-
1XTJ34	Field House 331B Ductless Split AC									1,810	1,810
1XTJ36	Grounds & Roads Bathroom Renov									169	169

UNIVERSITY OF NEW HAMPSHIRE DURHAM
DETAILED SCHEDULE OF REVENUES, EXPENSES, AND TRANSFERS
FOR THE YEAR ENDED JUNE 30, 2020

Fund	Fund Title	Net Student Tuition	Grant Revenue¹	Auxiliary Revenue	Appropriations & Other Revenue	Employee Compensation	Supplies and Services	Other Expenses	Transfers In/(Out)	Beginning Fund Balance 06/30/2019	Ending Fund Balance 06/30/2020
1XTJ39	Transp Garage Nat Gas Boiler Conv									3,038	3,038
1XTJ46	Edgewood Water Tank Decommission						(117,874)		21,789	98,585	2,500
1XTJ55	Conant Hall - Interior Renovations									58,925	58,925
1XTJ58	Campus Fire Damper Study									6,382	6,382
1XTJ59	Utility Distr-College Rd to Nesmith						(1,678)		1,678	-	-
1XTJ60	Utility Pole Storage Area								(2,304)	2,304	-
1XTJ62	Dimond-Conant - Remove Steam Serv									9,206	9,206
1XTJ66	2 Leavitt - 75 KVA Transformer Repl								(4,000)	4,000	-
1XTJ67	6 Leavitt-225 KVA Transformer Repl								(4,500)	4,500	-
1XTJ70	T-Hall Retaining Wall - Walkway Rep									105,580	105,580
1XTJ75	MacFarlane GreenHse-Classroom Reno									100	100
1XTJ80	Gregg Hall-Chiller Replacement						(450)			14,819	14,369
1XTJ83	Ham Smith Sewer Line Replacement								(38,655)	38,655	-
1XTJ86	Transportation Garage Misc Repairs								(175)	175	-
1XTJ89	Arts Center Study								(7,514)	7,514	-
1XTJ94	Browne Center - Misc Repairs & Upgr									200	200
1XTJ97	Parsons Hall - Misc Repairs & Upgra						(11,186)		5,375	11,778	5,967
1XTK00	Central Heat Plant - Major Repairs						(206,244)		180,345	77,738	51,839
1XTK02	Health Services -Odor Investigation									500	500
1XTK05	Smith Hall - RM 416 Cooling								(3,507)	3,507	-
1XTK13	UNHM Mechanical Technology Lab						1,247			-	1,247
1XTK15	Burley-Demerritt Org Dairy - Paving									1,104	1,104
1XTK23	Woodsides ABC - Boiler Replacement								(112,690)	112,690	-
1XTK24	Keener Dairy - High Tunnels						(525)		536	85	96
1XTK30	Strategic Infrastructure Improvement								2,382,208	3,688,415	6,070,623
1XTK36	Thompson Hall - Replace Furniture								(5,002)	5,002	-
1XTK40	NEC - Strafford Ave Water Valve Rep									2,039	2,039
1XTK50	Browne Center - Install Heat Pumps									1,950	1,950
1XTK52	Field House - New Ski Locker Room						(720)			4,020	3,300
1XTK57	Field House Steam to DHW Syst Repl						(28,743)		(22,512)	51,255	-
1XTK59	Stoke Hall - Elevator Upgrade								(36,898)	36,898	-
1XTK61	Williamson - Drainage Improve & Rep									44	44
1XTK62	James Hall - Replace Heat Exchanger						(6,520)		125	6,395	-
1XTK64	Minor Roofing Repairs and Repl						(4,885)		4,885	-	-
1XTK65	Kingman Main Lab -Install Generator									1,680	1,680
1XTK69	BAS Upgrades									1,385	1,385
1XTK70	Stoke - Registrar's Offices Renov						(7,804)			8,760	956
1XTK71	10 Pettee Brook Addt Lease Fit Out						(2,100)		633	1,467	-
1XTK73	CSDC- Roof and Misc Repairs						(5,191)			14,814	9,623
1XTK74	Whittemore - Dehumidification Sys						(85,615)			158,493	72,878
1XTK75	Elliott Alumni - Boiler Replacement								(40,439)	40,439	-
1XTK78	Huddleston Hall - Roof Replacement									26,219	26,219
1XTK79	Rudman Hall - Replace ARO Autoclave						(2,100)			20,151	18,051
1XTK80	Parking Lot Pay & Display Installs						(13,150)		14,620	380	1,850
1XTK81	Gregg - Move AC from Rm 420 to 437									613	613
1XTK82	9 Madbury Rd Lease - PIRC Fit-Up								(88,570)	88,570	-
1XTK84	FAMIS Replacement						(365,268)		(1,633,973)	2,000,000	759
1XTK89	Parsons - Rm S128 Ammonia Gas Sys								(7,237)	7,237	-
1XTK90	Philbrook - Kitchen Modifications						(1,514,156)		(424,618)	2,177,036	238,262
1XTK99	College Brook Culvert Repair						(276,114)			613,952	337,838
1XTL01	Campus Security Cameras									850	850
1XTL07	UNHM-Bio-manufacturing Innov Ctr						(2,220,958)		2,220,958	-	-
1XTL09	MUB - Driveway & Sidewalk						(114,228)		60,057	54,171	-
1XTL12	Northwest Heat Plant						(175)		(226,669)	226,844	-
1XTL13	Gregg Hall - Misc Repairs & Upgrade									1,385	1,385

UNIVERSITY OF NEW HAMPSHIRE DURHAM
DETAILED SCHEDULE OF REVENUES, EXPENSES, AND TRANSFERS
FOR THE YEAR ENDED JUNE 30, 2020

Fund	Fund Title	Net Student Tuition	Grant Revenue¹	Auxiliary Revenue	Appropriations & Other Revenue	Employee Compensation	Supplies and Services	Other Expenses	Transfers In/(Out)	Beginning Fund Balance 06/30/2019	Ending Fund Balance 06/30/2020
1XTL14	Hewitt Hall - Rm G02 Renovations						(212,460)		(35,245)	247,705	-
1XTL19	Parsons - N104 & N108 Renovations						(149,247)		200,000	33,175	83,928
1XTL22	PCAC - Bratton ADA Access						(2,344)			5,167	2,823
1XTL27	Telecom Center - Addition and Renov						(2,024,984)		3,024,430	269,050	1,268,496
1XTL28	T-Hall - Graduate Student Center									3,166	3,166
1XTL29	James Hall - AHU-3 Repair									1,920	1,920
1XTL30	Stoke - BSC Exterior Wall Repairs								(13,778)	13,778	-
1XTL31	South Drive Connection						(5,709)			15,003	9,294
1XTL32	Parsons - Chilled Water System Rep						(22,498)		4,084	18,414	-
1XTL34	T-Hall Card Access-Security Camera								(6,637)	6,637	-
1XTL36	NH Hall Window Repl - Ext Painting						(18,148)		262,930	-	244,782
1XTL38	Marine Facility - Fire Restoration									16,282	16,282
1XTL40	CHP - Siemens Core Replacement								300,000	-	300,000
1XTL41	Nesmith - Improvements to G17-G26						(47)		(2,307)	2,354	-
1XTL42	President's House Int-Ext Repairs								(54)	54	-
1XTL46	Fairchild - Site Stairs									4,725	4,725
1XTL47	Morse Hall Security Upgrades								(30,737)	30,737	-
1XTL48	Dining Bldgs - Digital Menu Boards								(3,399)	3,399	-
1XTL51	Stoke - High Voltage Replacement						(791,086)		875,000	228	84,142
1XTL53	MacFarlane Greenhouse Renovations						(1,475,966)			1,938,650	462,684
1XTL54	Taylor Hall - Misc Repairs & Upg									1,761	1,761
1XTL56	Kendall Hall Levels 3-5 Repurposing						(2,565,675)		85,441	3,087,098	606,864
1XTL58	MacFarlane Greenhouse HVAC Repl								(5,848)	5,848	-
1XTL60	Major Capital Projects Reserve								165,000	7,470,000	7,635,000
1XTL62	Elliott Alumni - Chiller Mods&Upgr						(778,855)		775,500	16,000	12,645
1XTL63	Campus Tree Removal									796	796
1XTL64	McLaughlin Hall - Fire Alarm Replac						(125,534)			151,245	25,711
1XTL68	Hewitt - Fire Alarm Replacement						(8,124)			29,597	21,473
1XTL69	Morse Hall Rm 159 and 160 Lab Renov						(208,920)		93,518	125,254	9,852
1XTL70	Philbrook - Cafe Equipment Reorg								(850)	850	-
1XTL71	Rudman Level G Instr Supp Expan						(4,793)		(37,634)	42,427	-
1XTL76	Campus Salt Inhibitor Application						(900)			21,950	21,050
1XTL84	PCAC - 1st fl Music Wing Restoration									6,447	6,447
1XTL85	Morse Hall HVAC Evaluation									35,244	35,244
1XTL87	Main St Water Main-NH Hall-Congreve								(10,000)	10,000	-
1XTL88	Hewitt-Telecom-Rudman Courtyd Study									682	682
1XTL89	Dimond - Room 402 Replace Flooring						(28,508)		9,541	18,967	-
1XTL90	1 Leavitt Lane - Card Access									1,523	1,523
1XTL93	Mills Hall - Replace Cooling Tower						(175,031)		119,715	117,949	62,633
1XTL95	Horton Hall - G04 Classroom AC						(458,875)		(206,700)	706,200	40,625
1XTL96	Forest Park Decommissioning						(782,738)		572,152	256,863	46,277
1XTL97	Murkland Hall - Misc Repairs & Upgr						(37,660)		37,660	-	-
1XTL98	Taylor Hall - Drainage Installation						(2,348)			3,194	846
1XTM01	Field House - Repave West Parking						(4,550)			12,403	7,853
1XTM02	Parking Lot E1 Repaving						(132,078)		(40,937)	173,015	-
1XTM03	NH Hall - Rm 300ZPA Mezzanine Mods						(12,823)		1,829	10,994	-
1XTM04	PCAC - Drainage Installation						(6,247)			7,219	972
1XTM05	Main St - Crosswalk Design & Coring								(1,589)	1,589	-
1XTM06	EAC - Patio Egress Stair									3,404	3,404
1XTM07	PCAC - Update Life Safety Report									1,528	1,528
1XTM08	Holloway Conf Area Carpeting Repl						(8,237)			14,762	6,525
1XTM09	Utility Distr Realign Sub Station 1						(211,935)		(281,055)	497,041	4,051
1XTM10	Stoke Hall - Card Access								(300)	300	-
1XTM11	Campus Steam Trap Monitoring System						(67,000)		67,000	-	-
1XTM12	MUB - Strafford Rm Exterior Egress						(103,459)			107,783	4,324

UNIVERSITY OF NEW HAMPSHIRE DURHAM
DETAILED SCHEDULE OF REVENUES, EXPENSES, AND TRANSFERS
FOR THE YEAR ENDED JUNE 30, 2020

Fund	Fund Title	Net Student Tuition	Grant Revenue¹	Auxiliary Revenue	Appropriations & Other Revenue	Employee Compensation	Supplies and Services	Other Expenses	Transfers In/(Out)	Beginning Fund Balance 06/30/2019	Ending Fund Balance 06/30/2020
1XTM13	Campus Dual-Temp Interconnection						(2,434,737)		2,350,000	145,820	61,083
1XTM14	Elliott Alumni - Rm 102 Renovation								(4,773)	4,773	-
1XTM16	District System Heat Exch Cleaning									5,102	5,102
1XTM17	Morrill - Drainage Installation						(501)			3,693	3,192
1XTM20	121 Tech Dr - Fume Hood SW101								(3,120)	3,120	-
1XTM21	Wildcatessen Courtyard Reconstr						(89,580)		89,580	-	-
1XTM22	Fish Hatchery - Misc Repairs & Upgr									688	688
1XTM23	T-Hall Finance and Planning Offices						(102,531)			153,318	50,787
1XTM24	Mills to Fairchild Repl Condensate						(99,172)		98,742	430	-
1XTM25	Holloway Retro-Commissioning Repair						(14,805)			50,447	35,642
1XTM26	Wildcat Stadium - HVAC Repairs						(3,260)		3,260	-	-
1XTM27	10 West Edge - Roof Replacement						(9,888)		5,200	5,000	312
1XTM28	Paul College - Entrance Grate Rep								(3,429)	3,429	-
1XTM29	Academic Way Improvements-Mods.						(37,222)			81,195	43,973
1XTM30	T-Hall - G01A Testing Center						(75)			69,794	69,719
1XTM31	Utility Distr HVT086 to Handler						(841,362)		842,685	-	1,323
1XTM33	Field Hse Football Locker Room II				161,343		(166,450)		5,107	-	-
1XTM34	O'Kane Road Reconstruction						(36,345)		36,345	-	-
1XTM35	T-Hall - Clock Tower Repairs								50,000	-	50,000
1XTM36	Demeritt Hall - Rm 112 Carpet Repl						(11,450)		21,750	-	10,300
1XTM37	Dimond - South Wall Masonry Repoint						(97,488)		96,624	864	-
1XTM38	Tennis Court Renovation						(8,784)		1,784	7,000	-
1XTM39	Field House - 1st Floor AC Install						(1,185,529)		900,501	763,640	478,612
1XTM40	Stoke - Business in Practice Renov						(15,395)			26,389	10,994
1XTM41	TSAS Campus Master Planning						(9,955)			9,965	10
1XTM42	Hood House - Attic Access Mods						(22,500)			26,100	3,600
1XTM43	T-Hall - Attic and Roof Access Mods						(42,264)			50,500	8,236
1XTM44	Field House - Indoor Access Mods									463	463
1XTM45	Service Bldg Art Dept Spray Booth						(41,348)		(7,033)	48,381	-
1XTM46	Active Learning Classroom Improv						(108,875)			131,043	22,168
1XTM47	MUB Hillside Stair-West Side						(10,770)			30,000	19,230
1XTM48	Murkland - COLA BSC Relocation						(85,464)		16,000	79,000	9,536
1XTM49	Dimond - Major Chiller Repairs						(39,980)			39,980	-
1XTM50	Adams Tower - New Boiler Install						(509,631)			649,248	139,617
1XTM51	T-Hall - Replace Elevator Cylinder								263,640	-	263,640
1XTM52	MUB - Replace Radiator Heating						(45,534)		25,534	20,000	-
1XTM53	Kingsbury - North Wall Repairs						(21,500)		20,146	1,354	-
1XTM54	Health Science Facilities Study				8,700		(26,600)		17,900	-	-
1XTM55	Morse - Elev NHE 1997 and 1998 Upgr						(24,090)		528,340	-	504,250
1XTM56	Morse - Telecom Closet Construction									1,002	1,002
1XTM57	Philbrook Hall - Boiler Replacement						(119,164)		30,118	98,752	9,706
1XTM58	Co-Gen Plant- Power Factor Correct						(19,395)			19,395	-
1XTM59	MUB -Granite Square Mailbox Removal								(1,080)	1,080	-
1XTM60	Holloway - DD Exhaust and Cooling									8,227	8,227
1XTM61	Gables A,B,C - Replace Transformers						(93,870)			95,000	1,130
1XTM62	Co-Gen Plant - Heat Exchanger Repl						(34,500)		175,000	-	140,500
1XTM63	Zais Hall - Room 101 Flooring Repl						(46,614)			47,194	580
1XTM64	Chase Ocean Eng - Rm 121 Renovation								(8,385)	8,385	-
1XTM65	Campus Envelope and Interior Paint						(6,639)		60,000	7,992	61,353
1XTM66	Field House - UV Filter Replacement						(87,407)			112,125	24,718
1XTM68	Library Way Utility Tunnel Reconstr						(374,291)		372,886	1,405	-
1XTM69	Health & Wellness - 2nd Fl Upgrades						(42,720)		(11,080)	53,800	-
1XTM70	PCAC Rm A203 Art Lab Improv						(15,941)		(4,704)	20,645	-
1XTM71	Campus - Space Planning Studies								(20,296)	32,700	12,404
1XTM72	Utility Circuit 11 Conduit Repl								50,000	-	50,000

UNIVERSITY OF NEW HAMPSHIRE DURHAM
DETAILED SCHEDULE OF REVENUES, EXPENSES, AND TRANSFERS
FOR THE YEAR ENDED JUNE 30, 2020

Fund	Fund Title	Net Student Tuition	Grant Revenue¹	Auxiliary Revenue	Appropriations & Other Revenue	Employee Compensation	Supplies and Services	Other Expenses	Transfers In/(Out)	Beginning Fund Balance 06/30/2019	Ending Fund Balance 06/30/2020
1XTM73	1 Leavitt Ln Upgr Paint and Carpet								(5,421)	5,421	-
1XTM74	Huddleston - 307, 308 Carpet Repl						(18,234)		2,734	15,500	-
1XTM75	Main Street Paving-Catch Basins						(191,967)		191,967	-	-
1XTM76	Rudman - Micro Labs Drying Oven						(14,174)		14,174	-	-
1XTM79	NH Hall - Water Infiltration Gnd Fl						(16,565)		(3,435)	20,000	-
1XTM80	Morrill Hall - Programming Study						(25,921)			57,720	31,799
1XTM82	6 Leavitt - Electrical Service Repl						(109,572)		109,572	-	-
1XTM83	Equine Facilities Planning Study						(10,600)			10,600	-
1XTM85	President's House - Solarium Renov						(30,655)		26,328	4,327	-
1XTM86	Dimond - Special Collections Upgr						(9,534)			11,866	2,332
1XTM87	Huddleston Hall - Slate Roof Repair						(39,596)			39,596	-
1XTM88	Parsons Hall - SmartStack						(87,598)		37,598	50,000	-
1XTM89	PCAC -Indoor Air Quality Assessment									7	7
1XTM90	Main St - Crosswalk Replacements						(3,240)		3,240	-	-
1XTM91	Smith Hall - Exterior Painting						(24,835)			24,975	140
1XTM92	Woodman Barn - Foundation Repair						(124,039)		150,000	2,938	28,899
1XTM93	Elliott Alumni Center - 1925 Room						(36,867)		37,800	11,688	12,621
1XTM94	PCAC-Museum Track Lighting-Receipt						(57,282)		5,925	51,995	638
1XTM95	MUB - Granite State Rm Chiller Repl						(18,500)			18,500	-
1XTM96	Assist Eversource Transmission Line				54,676		(54,676)			-	-
1XTM97	PCAC Johnson Theatre Modernization									30,000	30,000
1XTM98	PCAC Planning						(26,800)			100,000	73,200
1XTM99	Rudman Vivarium Upgrades-Phase 2									100,000	100,000
1XTN00	Barton-Cole-Putnam Relocation Costs						(10,911)			96,847	85,936
1XTN01	T-Hall - G302 Conference Room						(6,761)			7,100	339
1XTN02	Service Bldg - Flooring Abatement						(43,082)		43,082	-	-
1XTN04	Parsons Hall - Doorway Replacement						(15,344)			17,500	2,156
1XTN05	Hewitt - Duel Temperature Tie In						(264,106)		301,840	-	37,734
1XTN06	Field House - Concrete Spalling Rep						(86,806)		155,000	-	68,194
1XTN07	EAC - Patio Stairs to 1st Floor						(9,800)		9,800	-	-
1XTN08	Wildcat Stadium - Victory Club TV									8,354	8,354
1XTN09	Field Hse Relocate Spec Events Pwr						(13,274)			30,000	16,726
1XTN10	Morse Hall - Rm 332 Renovation						(17,620)		17,690	(70)	-
1XTN12	Wildcat Stadium - Misc Repairs						(14,534)		8,453	10,213	4,132
1XTN13	Utility Distr New Sub Station 4						(343,947)		10,659	334,388	1,100
1XTN14	Utility Distr Upgrade Sub Station 2						(214,657)		122,045	92,612	-
1XTN15	Utility Distr Cir 5&6 Riser Poles						(32,012)		32,012	-	-
1XTN16	Williamson & Christensen SecCameras						(45,513)		46,077	-	564
1XTN17	Hewitt Hall Parking Lot Repaving						(14,863)		14,863	-	-
1XTN19	Whittemore Ice and Arena Renov						(1,145,523)		1,300,000	-	154,477
1XTN20	PCAC -218 and 223 Fixed Seating Rep						(39,523)		40,000	-	477
1XTN21	MUB Office Multi-Cultural Students						(183,690)		233,236	-	49,546
1XTN22	Dimond - Rm 421 Minor Renovations						(96,260)		125,000	-	28,740
1XTN23	Barton-Cole Assessment & Repairs						(4,500)		10,000	-	5,500
1XTN24	Zais - Water Infiltration Design						(9,850)		12,850	-	3,000
1XTN25	Keener Dairy - Standby Generator						(15,780)		16,000	-	220
1XTN26	Rudman AHU-4 Assessment & Repair						(44,508)		62,000	-	17,492
1XTN27	Handler Hall - Replace PVI HW Tanks						(39,980)		813,550	-	773,570
1XTN28	Service Bldg - Storm Water Design						(11,200)		25,000	-	13,800
1XTN29	Morse Hall - Replace Transformer						(47,697)		47,697	-	-
1XTN30	McLaughlin - Replace exterior stair						(25,423)		188,762	-	163,339
1XTN31	Williamson Hall - Roof Replacement						(21,753)		25,300	-	3,547
1XTN32	121 Tech Dr - Misc Repairs & Upgr						(1,730)		1,730	-	-
1XTN33	Congreve - Install Door Operator						(3,875)		3,875	-	-
1XTN34	Rudman Hall - AHU 3 Replacement						(30,266)		47,875	-	17,609

UNIVERSITY OF NEW HAMPSHIRE DURHAM
DETAILED SCHEDULE OF REVENUES, EXPENSES, AND TRANSFERS
FOR THE YEAR ENDED JUNE 30, 2020

Fund	Fund Title	Net Student Tuition	Grant Revenue¹	Auxiliary Revenue	Appropriations & Other Revenue	Employee Compensation	Supplies and Services	Other Expenses	Transfers In/(Out)	Beginning Fund Balance 06/30/2019	Ending Fund Balance 06/30/2020
1XTN35	Thermal Energy Storage Tank						(33,155)		34,900	-	1,745
1XTN37	Christensen Hall A-Tower Roof Repl						(12,003)		14,050	-	2,047
1XTN39	Rudman - Modular ABSL-2 Cleanroom						(20,550)		20,550	-	-
1XTN40	Nesmith Hall - Warranty Carpet Repl						(7,623)		7,623	-	-
1XTN41	Field House - Pool Chemical Storage						(3,500)		35,500	-	32,000
1XTN42	T-Hall - Testing Center - Phase 2						(15,855)		50,000	-	34,145
1XTN43	Lord Hall- Fire Alarm Replacement						(7,000)		10,000	-	3,000
1XTN44	Kingsbury - Retro-Commissioning						(17,877)		17,877	-	-
1XTN45	Pettee - Drainage Repa & Stair Demo						(3,900)		90,000	-	86,100
1XTN46	PCAC - Fire Alarm Replacement								50,000	-	50,000
1XTN47	Christensen - Relocate Elec. Panels								23,000	-	23,000
1XTN48	Holloway - Front Stairs Repairs						(28,480)		35,870	-	7,390
1XTN49	MUB Bookstore Water Infiltration Re						(8,000)		10,000	-	2,000
1XTN50	Dimond Library Planning Effort						(139,820)		175,000	-	35,180
1XTN52	Cole Hall - Instructional Space Imp						(41,293)		100,000	-	58,707
1XTN53	Taylor - Flat and Shingle Roof Repl						(12,665)		25,000	-	12,335
1XTN54	McLaughlin - Abatement and Carpet						(20,565)		23,000	-	2,435
1XTN55	McLaughlin - Sprinkler Location						(5,400)		6,000	-	600
1XTN57	NEC Stair STR0079 Reconstruction						(7,850)		9,850	-	2,000
1XTN58	College Road - Extend Sidewalk						(17,400)		25,000	-	7,600
1XTN59	McDaniel Drive - Extend Sidewalk						(21,900)		50,000	-	28,100
1XTN60	PCAC - Music Wing Elevator						(65,783)		100,000	-	34,217
1XTN61	EAC- Renovate Restrooms 109 & 111						(6,040)		118,000	-	111,960
1XTN62	Stoke Hall - Lobby Renovation						(1,780)		3,000	-	1,220
1XTN63	CSDC - Playground Repairs						(8,820)		50,000	-	41,180
1XTN64	Morse - Emergency Eyewash Install						(32,795)		36,139	-	3,344
1XTN65	CHP Siemens Turbine Generator Repl						(934,930)		995,686	-	60,756
1XTN66	Kingsbury - Bathroom Repair and Upg						(17,735)		17,735	-	-
1XTN67	Chase Ocean - Rm S210 HVAC Repair						(16,660)		24,300	-	7,640
1XTN68	Research - Stand-by Power Projects								400,000	-	400,000
1XTN69	Holloway - Euro Kitchen Gasline Upg						(84,786)		121,529	-	36,743
1XTN70	PCAC - High Voltage Electrical Serv						(59,506)		150,000	-	90,494
1XTN71	Woodside - Air Handler Replacement						(7,500)		7,500	-	-
1XTN72	Woodside - Drainage Improvement						(2,993)		2,993	-	-
1XTN73	Indoor Pool Electrical Service Repl						(1,300)		13,000	-	11,700
1XTN75	Stoke Hall - Lounge Updates						(24,715)		31,265	-	6,550
1XTN78	Kingsbury Hall - Career Services						(26,640)		50,000	-	23,360
1XTN80	Dimond - Interior Heating Distr						(14,440)		15,000	-	560
1XTN81	Presidents Hse -Replace Garage Roof						(1,380)		1,380	-	-
1XTN82	Presidents House - Security Cameras								24,270	-	24,270
1XTN83	Field Hse - Outdoor Deck-Roof Repla						(18,312)		87,200	-	68,888
1XTN84	HSI - CHHS Modular Building				68,300		(68,300)			-	-
1XTN85	Morse Hall - Rm 419 New Equipment						(35,600)		210,000	-	174,400
1XTN86	Philbrook - Bathroom Locker Reno						(101)		29,000	-	28,899
1XTN88	Whittemore Ctr Fire Alarm Repairs						(104)		5,104	-	5,000
1XTN89	Nesmith Renovation Feasibility Stud				5,096		(5,096)			-	-
1XTN90	Kingsbury - Misc Repairs & Upgrades						(2,500)		2,500	-	-
1XTN91	Parsons Hall - N209 TEAL Classroom								35,000	-	35,000
1XTN93	Utility Distr 5KV Loop Circ 8 & 10						(216,522)		228,650	-	12,128
1XTN95	Utility 35KV Loop Circuit 11 & 12								78,775	-	78,775
1XTN97	Observatory - Misc Repairs & Upgr						(2,850)		2,850	-	-
1XTN98	CHP-Wtr Plt IT Security Remediation						(208,212)		224,999	-	16,787
1XTOMR	Operations & Maintenance R&R Reserve				14,119		(99,499)		(1,112,837)	1,198,217	-
1XTP01	SERC Tile and Shower Repairs						(582)		582	-	-
1XTP02	Putnam Hall - EMS COVID-19 Prep						(21,624)			-	(21,624)

UNIVERSITY OF NEW HAMPSHIRE DURHAM
DETAILED SCHEDULE OF REVENUES, EXPENSES, AND TRANSFERS
FOR THE YEAR ENDED JUNE 30, 2020

Fund	Fund Title	Net Student Tuition	Grant Revenue¹	Auxiliary Revenue	Appropriations & Other Revenue	Employee Compensation	Supplies and Services	Other Expenses	Transfers In/(Out)	Beginning Fund Balance 06/30/2019	Ending Fund Balance 06/30/2020
1XTP03	Academic Way-Utility Upgr-Reroute						(3,495,592)		4,535,000	-	1,039,408
1XTP05	Haaland Hall - PVI Tank Replacement						(107)		98,955	-	98,848
1XTP08	H&W COVID Testing Instrumentation						(2,550)			-	(2,550)
1XTP09	Hubbard Hall - Bedroom Doors						(450)		4,000	-	3,550
	TOTAL PLANT FUNDS	-	-	-	10,593,843	-	(9,912,128)	(56,120,658)	124,802,067	581,978,455	651,341,579
TOTAL UNIVERSITY OF NEW HAMPSHIRE - DURHAM		\$ 211,333,305	132,772,075	114,755,160	128,795,074	(367,029,689)	(139,059,311)	(64,378,152)	(13,486,210)	835,080,331	838,782,582

¹ Grant Revenue includes Federal Pell Grants (when applicable) which is shown in nonoperating revenues/expenses on the summary statement of revenues, expenses, and changes in net position

UNIVERSITY OF NEW HAMPSHIRE AT MANCHESTER
DETAILED SCHEDULE OF REVENUES, EXPENSES, AND TRANSFERS
FOR THE YEAR ENDED JUNE 30, 2020

Fund	Fund Title	Net Student Tuition	Grant Revenue¹	Auxiliary Revenue	Appropriations & Other Revenue	Employee Compensation	Supplies and Services	Other Expenses	Transfers In/(Out)	Beginning Fund Balance 06/30/2019	Ending Fund Balance 06/30/2020
<u>GENERAL OPERATING & OTHER RESTRICTED FUNDS</u>											
1UM050	UNHM Education and General	\$ 10,488,464	94,718		2,651,249	(11,722,024)	(5,159,015)	(148,567)	(599,095)	(19,835,454)	(24,229,724)
1WM106	Other Postemployment Bnft (OPEB)					52,046				(1,378,184)	(1,326,138)
TOTAL GENERAL OPERATING & OTHER UNRESTRICTED FUNDS		10,488,464	94,718	-	2,651,249	(11,669,978)	(5,159,015)	(148,567)	(599,095)	(21,213,638)	(25,555,862)
<u>INTERNALLY DESIGNATED</u>											
1DM3EE	UNHM Student Activities	79,688			6,680	(51,816)	(43,300)		10,000	13,021	14,273
1DM3FX	Alumni									291	291
1DM3MD	Dean's Discretionary Fund						(1,799)			2,881	1,082
1DMBIC	BIC Incubator						(19)			-	(19)
1DMDMC	Design-Make-Code									1,882	1,882
1DMDS1	PI Daniel Seichepine								1,789	-	1,789
1DMESP	Engagement STEM Partnerships									7,027	7,027
1DMGPO	UNHM Quasi Endowment Payout Fund				67,557		(32)		(65,643)	-	1,882
1DMINT	Sign Lang Club									1,090	1,090
1DMITR	IT Reserve									1,364	1,364
1DMJC1	PI John Cerullo									1	1
1DMJK1	PI Jeffrey Klenotic									401	401
1DMJS1	PI John Sparrow									61	61
1DMKJ1	PI Karen Jin						(1,266)		66	1,500	300
1DMKK1	PI Fund Kelly Kilcrease									4,000	4,000
1DMKM1	PI Kyle Maclea								13,028	2,063	15,091
1DMMS1	PI Mihaela Sabin								3,770	1,853	5,623
1DMNM1	PI Nicholas Mian								1	505	506
1DMOUT	Outreach Scholarship Grants									683	683
1DMRM1	PI Robert Macieski									(1)	(1)
1DMSDL	STEM Discovery Lab					(7,625)	(1,143)		8,768	-	-
1DMSPR	PI Sarah Prescott									1,210	1,210
1DMSTE	STEM Evaluation									7,077	7,077
1DMSTP	UNHM Strategic Planning (Huron)									3,125	3,125
TOTAL INTERNALLY DESIGNATED		79,688	-	-	74,237	(59,441)	(47,559)	-	(28,221)	50,034	68,738
<u>AUXILIARY</u>											
1AM005	UNHM Housing			162,872	9,689		(242,277)	(16,355)	135,708	-	49,637
TOTAL AUXILIARY		-	-	162,872	9,689	-	(242,277)	(16,355)	135,708	-	49,637
<u>RESTRICTED GIFTS & ENDOWMENT INCOME</u>											
1GM002	Friendship Fund				49					988	1,037
1GM003	NH INS Womens Leag Scholarship								(11)	11	-
1GM004	Harry P. Makris Memorial Scholars	(1,500)			486					1,062	48
1GM006	UNHM Gifts				5,318				697	17,658	23,673
1GM008	Eaton Fdn End For Comms				1,942					1,905	3,847
1GM009	UNHM Smyth Inst Award				3,150		(2,030)			2,534	3,654
1GM010	Barnes & Noble Scholarship Fund	(8,100)			8,181				301	11,260	11,642
1GM011	UMNM Library Gift Account				850					7,849	8,699
1GM012	UNHM Library and Technical Fund									100	100
1GM013	UNHM Scholarship Fund				25				26	1,451	1,502
1GM014	Lewis Knight Scholarship Fund								(6,880)	6,880	-
1GM015	Eng Tech									1,735	1,735
1GM016	STEM Gift Fund					(2,168)	(1,107)			48,760	45,485
1GM017	Syrian Lebanese Collection									4,479	4,479
1GM018	Sidore Lecture Series				2,500		(686)			615	2,429
1GM020	Sign Lang & Interpreting Gift Fund				150					10,420	10,570
1GM024	The Karol LaCroix Award								(15)	15	-
1GM025	Richard Freed Student Enrichment Fu									5,915	5,915
1GM026	Study Away Scholarship Fund	(4,000)			85				94	11,768	7,947
1GM027	EXCELL Program Gift Fund				20,000	(13,607)	(5,647)			27,887	28,633
1GM028	Emerging Technology Center Fund									862	862

UNIVERSITY OF NEW HAMPSHIRE AT MANCHESTER
DETAILED SCHEDULE OF REVENUES, EXPENSES, AND TRANSFERS
FOR THE YEAR ENDED JUNE 30, 2020

Fund	Fund Title	Net Student Tuition	Grant Revenue¹	Auxiliary Revenue	Appropriations & Other Revenue	Employee Compensation	Supplies and Services	Other Expenses	Transfers In/(Out)	Beginning Fund Balance 06/30/2019	Ending Fund Balance 06/30/2020
1GM029	Engineering Tech. Capstone Project						(339)			12,029	11,690
1GM131	Agnes M. Lindsay STEM Fellowship					(745)				4,248	3,503
1GM132	HP 1st Generation Term Scholarship	(2,500)								2,500	-
1GM133	James Diamantis Scholarship Fund	(1,280)			1,281					1,283	1,284
1GM134	UNH Manchester Student Activities									200	200
1GM137	Millyard Scholars at UNH Manchester	(15,000)			1,000					15,000	1,000
1GM138	UNHM Food Insecurity Program				6,486					-	6,486
1GM139	UNHM ESOL Programs				678				7,756	-	8,434
1GM141	DEKA - Millyard Scholars UNHM				50,000					-	50,000
1GMESP	Engagement STEM Partnerships									16,435	16,435
1GMWIT	Women in Information Technology				2,250		(3,898)			12,694	11,046
	TOTAL RESTRICTED GIFTS & ENDOWMENT INCOME	(32,380)	-	-	104,431	(16,520)	(13,707)	-	1,968	228,543	272,335
	<u>SPONSORED RESEARCH & PROGRAMS</u>										
14B989	Education & Workforce Develop		150,483			(110,055)	(40,428)			-	-
14B990	BioFabUSA Biomanufacturing		9,158				168		(9,326)	-	-
14NJ12	Campuses for Environmental Sus		790			(540)	(250)			-	-
14NJ30	Behavioral Health Careers		15,204			(13,482)	(1,722)			-	-
14NJ57	4-H Design-Make-Code		10,818			(5,095)	(5,723)			-	-
14UC41	NH-INBRE Yeast Prion Biology									-	-
14UD31	Parkinson's Disease Subtype		769				(769)			-	-
14UD34	NH-INBRE Pancreatic Cancer		16,788			(11,155)	(5,633)			-	-
14UD35	Sup35 Prion Propagation									-	-
14UD38	NH-INBRE Yeast Prion Biology		2,378				(2,378)			-	-
14ZADM	UNHM P1 Adjustments						400,983		(400,983)	-	-
14ZUNM	Restricted Rev Adjustment- UNHM									-	-
15CB36	Cost Share BioFabUSA						(168)		168	-	-
15CB37	Cost Share Education & Workforce					(110,055)	(40,426)		150,311	170	-
15CB89	Campuses for Environmental Sus - CS					(542)	(596)		1,150	-	12
197009	Emergency Management SoTL		1,993			(1,993)				-	-
	TOTAL SPONSORED RESEARCH & PROGRAMS	-	208,381	-	-	(252,917)	303,058	-	(258,680)	170	12
	<u>ENDOWMENT & SIMILAR FUNDS</u>										
1QM001	UNHM Scholarship Fund				(663)					19,748	19,085
1QM002	UNHM Quasi Endowment Fund				(60,445)					1,800,480	1,740,035
1QM003	Lewis Knight Scholarship fund								(25,962)	25,962	-
1TM001	Richard Eaton Foundation				(1,738)					51,766	50,028
1TM002	Harry P. Makris Memorial Scholars				(435)					12,947	12,512
1TM003	Mvc Scholarship				(44)					1,313	1,269
	TOTAL ENDOWMENT & SIMILAR FUNDS	-	-	-	(63,325)	-	-	-	(25,962)	1,912,216	1,822,929
	<u>PLANT FUNDS</u>										
1NM001	UNHM Net Invested in Plant							(1,224,907)	3,904,116	2,412,365	5,091,574
1NM002	UNHM Equipment							(98,349)	990,084	113,027	1,004,762
1XM005	Comm Arts Equipment Reserve									10	10
1XM006	Library Equipment Reservet									129	129
1XM007	UNHM Unexpended R&R General						(66,324)		45,899	20,425	-
1XM008	UNHM Computer Lab Equip Replac						(3,179)		26,000	25,936	48,757
1XMADJ	UNHM Unexpended Plant Adjustments						589,101		(589,101)	-	-
	TOTAL PLANT FUNDS	-	-	-	-	-	519,598	(1,323,256)	4,376,998	2,571,892	6,145,232
TOTAL UNIVERSITY OF NEW HAMPSHIRE AT MANCHESTER		10,535,772	303,099	162,872	2,776,281	(11,998,856)	(4,639,902)	(1,488,178)	3,602,716	(16,450,783)	(17,196,979)

¹ Grant Revenue includes Federal Pell Grants (when applicable) which is shown in nonoperating revenues/expenses on the summary statement of revenues, expenses, and changes in net position

UNIVERSITY OF NEW HAMPSHIRE SCHOOL OF LAW
DETAILED SCHEDULE OF REVENUES, EXPENSES, AND TRANSFERS
FOR THE YEAR ENDED JUNE 30, 2020

Fund	Fund Title	Net Student Tuition	Grant Revenue ¹	Auxiliary Revenue	Appropriations & Other Revenue	Employee Compensation	Supplies and Services	Other Expenses	Transfers In/(Out)	Beginning Fund Balance 06/30/2019	Ending Fund Balance 06/30/2020
<u>GENERAL OPERATING & OTHER RESTRICTED FUNDS</u>											
1UH000	UNH Law Educational & General	\$ 5,746,506			104,438	(8,330,446)	(2,534,255)		995,685	(27,787,504)	(31,805,576)
1UHADJ	UNH Law Unrestricted Adjustments						4,664		(4,664)	-	-
TOTAL GENERAL OPERATING & OTHER UNRESTRICTED FUNDS		5,746,506	-	-	104,438	(8,330,446)	(2,529,591)	-	991,021	(27,787,504)	(31,805,576)
<u>INTERNALLY DESIGNATED</u>											
1DH101	UNHL Clinic Improvements									1,904	1,904
1DH103	UNHL DWS Programing								650	-	650
1DH310	UNHL Dean's Discretionary Fund						(7,646)		8,559	262	1,175
1DH311	Law Library Improvements								160,000	-	160,000
1DH321	UNHL Strategic Reserve Allotments					(34,146)	(228,608)		262,754	(1)	(1)
1DH410	Student Accommodation								2,500	-	2,500
1DH430	UNHL - Craig Fellowships									2,583	2,583
1DH450	International Recruitment-Law					(6,608)	(36,735)			62,829	19,486
1DH500	UNHL Operations Quasi Endow Payout				1,087,886				(1,087,886)	-	-
1DH530	UNHL Merch				4,389		(7,839)		5,000	-	1,550
1DH53A	Law IT Equipment Replacement								467,888	-	467,888
1DH53B	Law Audio-Video Equip Replacement								125,854	-	125,854
1DH53C	Law Furniture and Fixtures								260,732	-	260,732
1DH832	UNHL SBA	25,275			136		(15,330)		(1,888)	15,530	23,723
1DH921	UNHL Employee Benefits Pool Fund								(381,667)	843,723	462,056
1DHWIP	WIPO-Franklin Pierce IP Summer Inst									49,383	49,383
TOTAL INTERNALLY DESIGNATED		25,275	-	-	1,092,411	(40,754)	(296,158)	-	(177,504)	976,213	1,579,483
<u>AUXILIARY</u>											
1AH301	UNHL Auxiliary Rental Operations			109,308			(34,023)	(20,259)		147,759	202,785
TOTAL AUXILIARY		-	-	109,308	-	-	(34,023)	(20,259)	-	147,759	202,785
<u>RESTRICTED GIFTS & ENDOWMENT INCOME</u>											
1GH101	Robert J. Dole Veteran Fellowship	(23,050)			5,305					39,609	21,864
1GH201	Daniel Webster Scholars Program				8,086		(839)			22,053	29,300
1GH202	F. Pierce Ctr for Intel Prop Gifts				39,096	(20,747)	420		540	25,366	44,675
1GH203	UNHL Library Operating Gift Fund				390				150	1,068	1,608
1GH204	Social Justice Institute Gift Fund						(100)			1,893	1,793
1GH205	Clinics Operating Gift Fund				600		(10,704)			10,104	-
1GH206	UNH Law - Rudman Fellows Program	(69,476)			42,295	(24,227)			2,163	49,245	-
1GH207	UNHL Loan Repay Assistance Fund				250					1,551	1,801
1GH208	UNH Law School Annual Fund	(8,000)			101,303		(6,844)	(733)	(1,562)	90,824	174,988
1GH209	UNHL Distinguished Alum Schol Fund									2,500	2,500
1GH20B	UNHL Financial Aid Gifts	(7,963)			12,742				108	3,959	8,846
1GH20D	UNHL Admissions Gifts				100					-	100
1GH212	Justice and Journalism Fund						(3,889)		(204)	23,159	19,066
1GH213	Sports & Entertainment Gift Fund				11,195	(16,260)	(309)			15,160	9,786
1GH411	UNHL General Schol Payout Fund	(2,900)			2,937					5	42
1GH412	Baer Family Patent Schol Payout Fd	(1,480)			1,480					-	-
1GH413	Stanley M. Brown Schol Payout Fund	(1,980)			1,980					-	-
1GH414	UNHL Fac & Staff Schol Payout Fund	(1,345)			1,345					173	173
1GH415	Bruce E. Friedman Schol Payout Fund	(3,800)			3,800					-	-
1GH416	Winnie McLaughlin Schol Payout Fund	(4,929)			4,929					-	-
1GH417	UNHL Sch for Minorities Payout Fund	(7,584)			7,584					-	-
1GH418	Robert J. O'Connell Sch Payout Fund	(3,678)			3,129					549	-
1GH419	Doris Monroe Rapee Sch Payout Fund	(1,161)			1,161					10	10
1GH422	Slutsky Family Schol Payout Fund	(500)			426					1,310	1,236
1GH423	Gordon & Nancy Smith Sch Payout Fd	(2,285)			2,285					5,170	5,170
1GH424	Douglas Wood Chairman Sch Payout Fd	(8,979)			8,979					-	-

UNIVERSITY OF NEW HAMPSHIRE SCHOOL OF LAW
DETAILED SCHEDULE OF REVENUES, EXPENSES, AND TRANSFERS
FOR THE YEAR ENDED JUNE 30, 2020

Fund	Fund Title	Net Student Tuition	Grant Revenue¹	Auxiliary Revenue	Appropriations & Other Revenue	Employee Compensation	Supplies and Services	Other Expenses	Transfers In/(Out)	Beginning Fund Balance 06/30/2019	Ending Fund Balance 06/30/2020
1GH442	Elder Law&Patient Rights Fellowship	(4,000)			2,651	(496)				6,205	4,360
1GH443	Robert M. Viles Fellowshp Payout Fd				5,734					23,692	29,426
1GH461	Nedved Commence Award Payout Fund									-	-
1GH462	Yacos Prize Payout Fund				1,899					6,227	8,126
1GH475	Wayne B. Hersher Graduation Award				1,270					-	1,270
1GH481	Goulder Endowed Chair Payout Fund				48,659	(48,516)				118	261
1GH500	UNHL Operations Quasi Payout Fund				419,493		(88,559)	(237,824)		12,007	105,117
1GH511	Rudman Center Payout Fund				28,685		(5,955)		(459)	41,035	63,306
1GH520	UNHL Operations Endowment Payout				2,170					848	3,018
1GH522	Alison Curelop Series in Ethics	(4,000)			20,000	(785)	(4,321)		(775)	47,387	57,506
1GH523	Andy Brown '06 Scholarship Fund	(2,500)								22,500	20,000
1GH527	UNH Law Alumni Networking Events				6,735		(5,587)		(1,148)	-	-
1GH528	Minhas Alumni Engagement & Developm				44,504		(16,134)		(49)	40,863	69,184
1GH529	UNHLScholarship-Intern'tl Students	(5,000)								5,000	-
1GH530	UNH Law Student Outdoors Club				669		(669)			-	-
1GH531	Class of 2020 Book Fund				1,210					-	1,210
1GH532	UNHLaw-Student Emergency Assistance	(7,032)			39,556					-	32,524
1GHADJ	UNH Law Restricted Gift Adjustments	7,032					(7,032)			-	-
	TOTAL RESTRICTED GIFTS & ENDOWMENT INCOME	(164,610)	-	-	884,632	(111,031)	(150,522)	(238,557)	(1,236)	499,590	718,266
	<u>SPONSORED RESEARCH & PROGRAMS</u>										
14NE23	Peterson Grant	(94,000)	123,495			(28,917)	(578)			-	-
15P170	Program Income						(1,249)		9,664	16,712	25,127
	TOTAL SPONSORED RESEARCH & PROGRAMS	(94,000)	123,495	-	-	(28,917)	(1,827)	-	9,664	16,712	25,127
	<u>LOAN FUNDS</u>										
1LH074	LRAP-Bill Phinney Endowment				11,038					28,776	39,814
1LH100	UNHL Insitutional Loan Funds				(78)		289			61,543	61,754
1LH401	UNHL Perkins Student Loan Fund				9,751		3,226		(21,318)	211,630	203,289
	TOTAL LOAN FUNDS	-	-	-	20,711	-	3,515	-	(21,318)	301,949	304,857
	<u>PLANT FUNDS</u>										
1NH001	UNHL Net Invested in Plant							(529,732)	(39,315)	9,321,906	8,752,859
1NH002	UNHL Equipment							(108,114)	60,701	329,007	281,594
1XH710	UNHL Unexpended Plant Funds						(108,032)		(539,474)	1,073,278	425,772
1XHADJ	UNH Law Unexpended Plant Adjustment						16,723		(16,723)	-	-
	TOTAL PLANT FUNDS	-	-	-	-	-	(91,309)	(637,846)	(534,811)	10,724,191	9,460,225
TOTAL UNIVERSITY OF NEW HAMPSHIRE SCHOOL OF LAW		\$ 5,513,171	123,495	109,308	2,102,192	(8,511,148)	(3,099,915)	(896,662)	265,816	(15,121,090)	(19,514,833)

¹ Grant Revenue includes Federal Pell Grants (when applicable) which is shown in nonoperating revenues/expenses on the summary statement of revenues, expenses, and changes in net position

UNIVERSITY OF NEW HAMPSHIRE FOUNDATION
DETAILED SCHEDULE OF REVENUES, EXPENSES, AND TRANSFERS
FOR THE YEAR ENDED JUNE 30, 2020

Fund	Fund Title	Net Student Tuition	Grant Revenue¹	Auxiliary Revenue	Appropriations & Other Revenue	Employee Compensation	Supplies and Services	Other Expenses	Transfers In/(Out)	Beginning Fund Balance 06/30/2019	Ending Fund Balance 06/30/2020
<u>INTERNALLY DESIGNATED</u>											
4DFADJ	UNHF Int Desig Adjustments	-					8,557		(8,557)	-	-
4DG070	UNH Foundation/Fundraising				2,496,361	(6,874,846)	2,778,075	(447)	2,305,543	1,215,290	1,919,976
4DG170	UNHF Internally Designated				19,447		(286,968)		(44,606)	427,947	115,820
	TOTAL INTERNALLY DESIGNATED	-	-	-	2,515,808	(6,874,846)	2,499,664	(447)	2,252,380	1,643,237	2,035,796
<u>RESTRICTED GIFTS & ENDOWMENT INCOME</u>											
4GFADJ	UNHF Restricted Gift Adjustments				845,000					-	845,000
4GG047	Temple Beth Scholarship	(1,570)			1,570					30	30
4GG050	UNHF Gifts Holding				150,669				(104,724)	733,630	779,575
4GG120	New Business Building Gift Challeng				25					-	25
4GG124	RGSCP Fund for St. Anselm College				97,224		(97,224)			-	-
4GG133	Hamilton Smith Renovation Fund				10,500					-	10,500
4GG134	Soccer & Lacrosse Facility Project				30,357					66,172	96,529
4GG135	603 Challenge Match Suspense Fund								4,017	1,294	5,311
4GG136	Football Locker Room Project				(142,122)				2,772	139,350	-
4GG137	PAUL College Development Fund				241,070	(84,284)				-	156,786
4GG138	SKIplex Project				25,000					-	25,000
4GG139	UNH ECenter Development Fund				112,500					-	112,500
4GGFZZ	UNHF contributions to UNH				16,336,873				(16,336,873)	-	-
4GGPLG	UNHF Pledge & Allowance Fund				(1,833,180)					8,097,745	6,264,565
	TOTAL RESTRICTED GIFTS & ENDOWMENT INCOME	(1,570)	-	-	15,875,486	(84,284)	(97,224)	-	(16,434,808)	9,038,221	8,295,821
<u>ENDOWMENT & SIMILAR FUNDS</u>											
4MG004	Ahti E Autio Pooled Income Fn				(609)			(501)		11,324	10,214
4MG006	Frank W. Brown				(970)			(797)		18,021	16,254
4MG007	Richard P Brouillard Fund				23			(350)	(12,915)	13,242	-
4MG009	Barry Cohen				(7,454)			(6,250)		138,639	124,935
4MG026	Jean V. Korpela				(585)			(482)		10,901	9,834
4MG034	William Machell Annuity				(285)			(234)		5,301	4,782
4MG035	Donald O'brien				(5,570)			(4,580)		103,535	93,385
4MG038	Roger Putnam Pooled Income Fnd				(432)			(355)		8,032	7,245
4MG040	Herbert Stebbins				(3,107)			(2,555)		57,757	52,095
4MG043	Priscilla R. Turner				(1,196)			(983)		22,229	20,050
4MG044	Roger Wood Pooled Income Fund				(916)			(753)		17,032	15,363
4MG059	Norman & Sarah Sutherland PIF				(328)			(270)		6,093	5,495
4MG097	John C DeWitt Pooled Income Fund				(320)			(263)		5,956	5,373
4QA001	UNH Parents Assoc Quasi Endow				(3,967)					90,381	86,414
4QA002	UNH Parents Assn UROP				(3,245)					73,932	70,687
4QA004	Hamel Scholars & Scholarships Prgrm				(908,013)					22,873,071	21,965,058
4QA005	Aulbani J. Beauregard Memorial Fund				(679)				50,000	(5)	49,316
4QA006	Centennial Fund				(992)				22,611	(5)	21,614
4QC001	The William L. Dunfey Endow				(26,889)					612,669	585,780
4QC002	John Hatch Fellowship Fund				(964)					21,970	21,006
4QC003	Jeanne Brandon Fund for Music				(7,517)					171,285	163,768
4QE002	Paul Fund for Innovation				(458,638)					6,042,938	5,584,300
4QF001	Forts Up Syndrome Leadership				(34,782)				8	369,613	334,839
4QG001	Centennial Fund								(22,611)	22,611	-
4QG002	J. S. Elliott Alumni Center				(7,730)					176,122	168,392
4QG003	Helen Thompson Heath Endowment				(3,866)					88,080	84,214
4QG004	Parent Assn Student Enrichment				(60,260)					1,373,028	1,312,768
4QG005	Honors Program				(5,453)					124,244	118,791
4QG006	UNH Foundation Unrestricted Quasi				(22,215)					506,161	483,946
4QG007	John H. Parsons Fund				(5,589)					127,347	121,758
4QG012	Genevieve Clark-Internat'l Studies				(27,699)					631,113	603,414

UNIVERSITY OF NEW HAMPSHIRE FOUNDATION
DETAILED SCHEDULE OF REVENUES, EXPENSES, AND TRANSFERS
FOR THE YEAR ENDED JUNE 30, 2020

Fund	Fund Title	Net Student Tuition	Grant Revenue¹	Auxiliary Revenue	Appropriations & Other Revenue	Employee Compensation	Supplies and Services	Other Expenses	Transfers In/(Out)	Beginning Fund Balance 06/30/2019	Ending Fund Balance 06/30/2020
4QG013	UNH Alumni Association Programs				(5,190)				111,010	-	105,820
4QS001	Friends of UNH Hockey Endowmnt				(11,276)					256,918	245,642
4QU001	Muriel Weissman Scholarship Quasi				(26,586)					605,761	579,175
4QU002	Unr Bequest-Class of 1944 Scholarsh				(1,887)					42,999	41,112
4QU003	Edward J. Flynn Scholarship Fund				(3,816)					86,952	83,136
4QU004	Henry & Estelle Hunt Scholarship				(2,498)					56,918	54,420
4QU005	UNH Women's Scholarships				(53,352)				3,926,243	-	3,872,891
4QZ001	Milton Bloomfield Fund				(2,426)					55,272	52,846
4QZ002	Rutman Shoals Marine Lab Scholars				(55,770)					155,039	99,269
4TA001	Baker Fund for Graduate Fellowships				(3,946)					112,933	108,987
4TA002	Brownell Family Scholarship				(11,580)					263,851	252,271
4TA003	George Bergeron Scholarship				93,209					504,378	597,587
4TA004	Class of 1948 50th Endowment				(8,487)				162	193,757	185,432
4TA005	Class of 1960 Scholarship Fund				(4,814)				24	161,202	156,412
4TA006	Paul Caswell & Family Fund				(13,535)					308,391	294,856
4TA007	Class of 1950 Endowed Scholars				(14,530)					518,870	504,340
4TA008	Class of 1957 Cie Endowment				(2,583)					58,843	56,260
4TA009	Burns, Kathy H Scholarship Fnd				(34,299)					781,500	747,201
4TA010	University Community Scholars				(5,709)					136,149	130,440
4TA011	Class of 49 Reunion Endowment				(11,223)					255,722	244,499
4TA012	Gerald & Jane Ellsworth Fund				(7,778)					177,226	169,448
4TA013	Kyle Frey Endowed Scholarship				(5,381)					122,603	117,222
4TA014	Norman Gagnon Scholarship Fund				(2,751)					62,685	59,934
4TA015	Husch International Scholarshp				(3,995)					145,324	141,329
4TA016	Honors Program				(26,476)					603,250	576,774
4TA017	Chair in Humanities				(78,786)					1,795,138	1,716,352
4TA018	Austin/Winona Hubbard Scholar				(182,958)					4,168,682	3,985,724
4TA019	Hutchins Family Fund Endowment				(1,981)					45,137	43,156
4TA020	Beverly Hoover Schlrship Fund				(5,475)					124,748	119,273
4TA021	Elizabeth Lunt Knowles Fund				(9,644)					219,747	210,103
4TA022	Marvin A Levins 54 Schlrshp				(3,957)					102,283	98,326
4TA023	Ingeborg Lock Endowed Scholars				93,017					52,585	145,602
4TA024	Robert & Bertha Laplante Schol				(1,967)					44,820	42,853
4TA025	Edmund G. Miller Endowed Fund				(2,385)					54,342	51,957
4TA026	Ruth Taber Morrell Scholarship				(16,301)					371,409	355,108
4TA027	Edmund Miller Scholarship Fund				(5,895)					134,322	128,427
4TA028	Samuels Fund for Diversity				(1,607)					36,624	35,017
4TA029	Next Horizon Scholarship Fund				(4,460)					155,915	151,455
4TA030	Next Horizon Faculty Support				(2,852)					64,975	62,123
4TA031	Next Horizon Learning Tools				(2,441)					55,607	53,166
4TA032	Next Horizon Academic Programs				(3,131)					71,334	68,203
4TA033	Dorothy P Oneil Endowed Fund				(2,013)					45,864	43,851
4TA034	Peterson Carsey Endow Scholar				(6,803)					155,002	148,199
4TA035	Ralph & Aline Parker Endowment				(944)					21,508	20,564
4TA036	Rogers Family Undergr Resrch				(13,079)					297,999	284,920
4TA037	1929 Lewis Stark Scholarship				(1,161)					26,449	25,288
4TA038	The Temple Beth Israel Scholar				(5,011)					114,179	109,168
4TA039	Tyco Fellowship/Ocean Mapping				(54,582)					1,243,654	1,189,072
4TA040	Tyco Scholars Fund				(118,034)					2,689,394	2,571,360
4TA041	Ruth Woodruff Scholarship Fund				(2,134)					48,619	46,485
4TA042	Donald James Wilcox Fund				(2,114)					48,170	46,056
4TA043	Yale-Maria Endowed Fund				(1,773)					40,388	38,615
4TA044	Endow for Internatl Studies				(5,180)					118,022	112,842
4TA045	Beaupre Entrepreneurial Schol				(8,373)					190,784	182,411
4TA046	Michael Berry Scholarship Fund				(4,156)					94,694	90,538

**UNIVERSITY OF NEW HAMPSHIRE FOUNDATION
DETAILED SCHEDULE OF REVENUES, EXPENSES, AND TRANSFERS
FOR THE YEAR ENDED JUNE 30, 2020**

Fund	Fund Title	Net Student Tuition	Grant Revenue¹	Auxiliary Revenue	Appropriations & Other Revenue	Employee Compensation	Supplies and Services	Other Expenses	Transfers In/(Out)	Beginning Fund Balance 06/30/2019	Ending Fund Balance 06/30/2020
4TA047	Glenice Dearborn Scholarship F				(39,770)					906,161	866,391
4TA048	Gullotti Mba Scholarship Fund				4,632					70,715	75,347
4TA049	Karen Harrower Earth Sci. Research				(2,258)					54,276	52,018
4TA051	Robert & Linda Spear Schlrshp				(4,792)					109,187	104,395
4TA052	William Sanderson Jr Scholrshp				(1,463)					33,328	31,865
4TA053	Tracy Family Scholarship Fund				(1,522)					34,684	33,162
4TA054	Joseph Zock Liberal Arts Schol				(4,814)					109,698	104,884
4TA055	David Long Memorial Scholarshp				(2,634)					125,402	122,768
4TA056	1952 Internat'l Research Fund				(7,261)					211,237	203,976
4TA057	Galanes Endowed Scholarship				(4,260)					97,067	92,807
4TA060	Nassikas Schol. in Mem. of Christn				(5,939)					136,520	130,581
4TA061	Terragni Family Scholarship Fund				(396)					63,245	62,849
4TA062	Carsey Instit/Families&Communities				(366,088)					8,341,290	7,975,202
4TA063	Rand Undergraduate Research Fund				(2,448)					56,217	53,769
4TA064	David and Marion Ellis Fund				(1,215)					32,034	30,819
4TA065	Robert G. LeBlanc Memorial Fund				(2,166)					49,359	47,193
4TA066	Leitzel Center for Math, Sci & Eng.				(113,726)				174	2,643,889	2,530,337
4TA067	Hanson Endowed Scholarship Fund				(104,870)					2,389,459	2,284,589
4TA069	Heath 'Grumblenot' Scholarship Fund				(1,641)					37,382	35,741
4TA070	Hills Memorial Science Scholarship				(23,785)					541,933	518,148
4TA071	Jackson Endowed Scholarship Fund				(10,029)					228,506	218,477
4TA072	Beyersdorf Fund for Internat'l Rsrc				(1,971)					99,123	97,152
4TA073	'85&'86 Leadership Scholarship End				23,817				148	78,871	102,836
4TA074	Ann W Hart Schol-Internat'l Study				(1,696)					38,640	36,944
4TA075	Danielle M Thompson Memorial Fund				2,832					28,877	31,709
4TA076	Atkinson-Woodbury Family Scholarshi				(2,722)					63,216	60,494
4TA077	Shulman Prof - European & Holocaust				(5,103)					116,279	111,176
4TA078	Class of 1959 Fund for Excellence				(12,755)					291,685	278,930
4TA079	Holly Peterson Breeden '73 Scholars				(1,427)					32,518	31,091
4TA082	Woodward Internship Opportunity				(1,425)					32,468	31,043
4TA083	Gerald & Dorothy Smith ROTC Schol				(2,364)					62,510	60,146
4TA084	Patricia M Flowers '45 Scholarship				(19,604)					446,674	427,070
4TA085	Fish '58 Student Opportunities Scho				(2,624)					59,793	57,169
4TA086	Cole Neurosci -Behavior Fac. Resrch				43,893					346,887	390,780
4TA087	Class of 1962 Student Enrichment				(4,044)				150	128,409	124,515
4TA088	The Thomas W. Haas Professorship				(24,423)					1,277,315	1,252,892
4TA089	Bill & Becky McGee Scholarship				(11,690)					266,344	254,654
4TA090	Kevin Knarr '91 Scholarship Fund				(2,228)					50,773	48,545
4TA091	George Walker Jaffurs Scholarship				(2,754)					74,382	71,628
4TA092	The Laurhammer Family Scholarship				(13,151)					568,365	555,214
4TA093	Carsey School for Public Policy				594,662					2,803,723	3,398,385
4TA095	Edward & Heather Dane Scholarship				23,954					86,763	110,717
4TA096	Brig Gen Bouchard '77 Scholarship				(4,019)					104,876	100,857
4TA097	The Mel Rines '47 Fellowship Fund				(4,562)					103,949	99,387
4TA099	Class of 1966 Scholarship Fund				(1,838)				7,997	64,914	71,073
4TA100	Wiatrowski-Madsen-Internat'l Serv.				12,721					31,876	44,597
4TA101	Class of 1967 Internship Fund				(1,485)				200	69,346	68,061
4TA102	Nordblom Family Fund				(4,330)					98,667	94,337
4TA103	Maj. Murray Smith '55 USAF Schlrshp				8,531					20,395	28,926
4TA104	Victor Benassi Fund				8,762					20,682	29,444
4TA105	Balomenos Fund-Undergrad. Research				13,821					39,577	53,398
4TB001	Clark-Donnelley Endowment Fund				(2,143)					48,832	46,689
4TB002	Callahan Family Scholarship				(4,302)					98,028	93,726
4TB003	Foster Class '44 Scholarship				534					140,840	141,374
4TB004	Frizzell Scholarship, Tj & Mm				(5,681)					129,432	123,751

UNIVERSITY OF NEW HAMPSHIRE FOUNDATION
DETAILED SCHEDULE OF REVENUES, EXPENSES, AND TRANSFERS
FOR THE YEAR ENDED JUNE 30, 2020

Fund	Fund Title	Net Student Tuition	Grant Revenue¹	Auxiliary Revenue	Appropriations & Other Revenue	Employee Compensation	Supplies and Services	Other Expenses	Transfers In/(Out)	Beginning Fund Balance 06/30/2019	Ending Fund Balance 06/30/2020
4TB005	Grange-Webster Scholarship				(4,775)					108,788	104,013
4TB006	J. Raymond Hepler Endowed Fund				(7,747)					230,816	223,069
4TB007	Sustainable Living Fund				(289,203)					15,189,530	14,900,327
4TB008	Hubbard Bros Chair in Biology				(256,292)					5,839,597	5,583,305
4TB009	Oliver Hubbard Biology Endow				(135,125)					3,078,803	2,943,678
4TB010	Edward F. Landry Memorial				(739)					16,847	16,108
4TB011	Herbert C. "dinty" Moore Fund				(1,338)					30,494	29,156
4TB012	Avery & Erma Rich Memorial Scholshp				(2,260)					52,664	50,404
4TB013	Lou & Lutza Smith Endowed Fund				(24,871)					566,678	541,807
4TB014	Herbert Soule Scholarship Fund				(1,119)					25,507	24,388
4TB015	Jack and Pat Weeks Fund				(15,058)					343,093	328,035
4TB017	Zsigray Academic Enrichment				(1,281)					154,593	153,312
4TB018	Keener Family Scholarship				(1,548)					35,269	33,721
4TB019	Fair Winds Farm Equine Schol				(2,236)					50,940	48,704
4TB020	Paine Fund for Freshwater Research				(5,809)					132,360	126,551
4TB021	College Woods Scholarship Fund				(2,392)					54,504	52,112
4TB022	Marietta & Jane Carr Endowed Fund				(6,784)					154,578	147,794
4TB023	Edith & Allen Neff Forestry Schlrsh				(1,583)					36,065	34,482
4TB024	Dickie Family Endowed Scholarship				(9,143)					782,703	773,560
4TB025	Thompson Forestry Scholarship				(1,471)					34,779	33,308
4TB026	Carberry '82 fund for Biological Sc				(3,612)					82,299	78,687
4TB027	George Frick Fellow for Resource Ec				(2,774)					63,197	60,423
4TB028	Charles E. Warren Memorial Fund				(1,415)					32,252	30,837
4TB029	Perkins '26 Memorial Livestock Educ				(1,624)					37,001	35,377
4TB030	Huntington Family Scholarship Fund				(7,310)					301,899	294,589
4TB031	Lawrence K Smith Natural Res Schol				(1,326)					30,209	28,883
4TB032	Gladys Brooks Scholarship Fund				(12,050)					274,549	262,499
4TB033	Shirley & Bob Lake Endowed Schol.				(2,671)					60,868	58,197
4TB034	Charles F. Marble Scholarship Fund				(55,805)					1,271,511	1,215,706
4TB035	The Bean Endowed Fund				(2,360)					53,779	51,419
4TB036	Anna Catherine Clark Schol - TSAS				(1,134)					25,845	24,711
4TB037	Fred Schmidt '52 Scholarship Fund				(4,253)					96,905	92,652
4TB039	Nobel K. Peterson Scholarship Fund				2,026					271,826	273,852
4TB040	St. Martin '82 Career Exploration				(23,981)					546,407	522,426
4TB041	NE Farm & Garden Scholarship				(5,113)					116,510	111,397
4TB042	John E Bachelder Family Scholarship				(14,549)					331,491	316,942
4TB043	Stewart Family Scholarship - COLSA				18,073					30,717	48,790
4TB045	Lewis Schol- Sustainability Studies				52,926					46,883	99,809
4TB047	Merrill 74 UNH Woodlands Stewardshp				392					52,571	52,963
4TB048	Andrea Bowen Fellowship in Forestry				528					-	528
4TB148	Richard & Eliza Stark Scholarship				409,374					-	409,374
4TC001	Edmund Miller Art Collection				(16,018)					364,964	348,946
4TC002	COLSA New Idea Endowment				(281)					6,391	6,110
4TC003	Jessie Potter Beck Fund				(3,629)					82,680	79,051
4TC005	Class of 58 Endowed Music Fnd				(4,098)					93,490	89,392
4TC006	John C Rouman Classical Lectur				(8,739)					231,700	222,961
4TC007	Miriam Carlson Memorial Fund				(539)					12,289	11,750
4TC008	Dey Family Fund				(2,984)					175,560	172,576
4TC009	Zelma Dorson Endow Fund				(32,027)					729,723	697,696
4TC010	Tommy Gallant Scholarship Fund				(3,756)					130,462	126,706
4TC011	Ole E. Haaland Endowment Fund				(858)					19,552	18,694
4TC012	John T Holden Memorial Fund				(4,633)					105,561	100,928
4TC013	Coe-Hall Deans Scholarship				(2,832)					64,532	61,700
4TC014	Roland and Charlotte Kimball				(2,518)					57,363	54,845
4TC015	Leland Fund for Performing Art				(3,325)					75,752	72,427

UNIVERSITY OF NEW HAMPSHIRE FOUNDATION
DETAILED SCHEDULE OF REVENUES, EXPENSES, AND TRANSFERS
FOR THE YEAR ENDED JUNE 30, 2020

Fund	Fund Title	Net Student Tuition	Grant Revenue¹	Auxiliary Revenue	Appropriations & Other Revenue	Employee Compensation	Supplies and Services	Other Expenses	Transfers In/(Out)	Beginning Fund Balance 06/30/2019	Ending Fund Balance 06/30/2020
4TC016	Lubow Memorial Scholarship				(604)					13,770	13,166
4TC017	Edmund G. Miller Fund Dept Eng				(10,586)					241,201	230,615
4TC018	Arthur J Mirable Scholarship				(1,501)					34,194	32,693
4TC019	Peterson Carsey Theater Endow				(8,755)					199,493	190,738
4TC020	Timothy Rogers Scholarship				508					101,798	102,306
4TC021	John Rouman Scholarship Fund				(184)					37,895	37,711
4TC022	Raitt-Wilson Music Scholarship				(4,186)					97,552	93,366
4TC023	Terry-Seiler-Verrette Fund				231,523					1,406,631	1,638,154
4TC024	Mary H Blum End Lecture Series				(2,498)					56,910	54,412
4TC025	Cleveland Howard Choral Music				(873)				300	27,183	26,610
4TC026	Killam Humanities Scholarship				(1,531)					67,944	66,413
4TC027	Rines Art Exhibition Fund				(2,843)					64,785	61,942
4TC028	Endowed Fund for Holocaust Educatio				2,610					232,481	235,091
4TC029	Endowed Fund for Holocaust				(2,230)					35,799	33,569
4TC030	Center for New England Culture Endo				(2,159)					49,186	47,027
4TC031	Michael Kelly Journalism Scholarshi				(1,381)					46,243	44,862
4TC032	Gilbert B Davenport Theatre Schol				(1,253)					33,867	32,614
4TC033	Donald Murray Visiting Journalist P				(3,802)				100	86,632	82,930
4TC034	Sargent Endowed History Scholarship				(4,072)					92,769	88,697
4TC035	Michael DePorte Eng Dept Book Fund				(1,341)					30,559	29,218
4TC036	Michael DePorte Memorial Schol				(1,369)					31,192	29,823
4TC037	Dawkins Prize in Creative Writing				(1,808)					41,188	39,380
4TC038	Hoffenberg End. Fund - Liberal Arts				11,372					98,969	110,341
4TC039	Rebecca Jane Lang '04 Memorial Fund				(1,461)					41,976	40,515
4TC040	John C. Edwards Theatre Scholarship				(3,078)					72,309	69,231
4TC041	Patricia F. Woodbury Memorial Fund				(1,335)					30,408	29,073
4TC042	William & Laura Hooper Endowed Fund				(3,349)					76,309	72,960
4TC043	Steelman History Fellowship Fund				(5,507)					136,174	130,667
4TC045	Natalie S Jacobson Journalism Schol				794					35,050	35,844
4TC046	Dr Samuel Hughes '68 Scholarship				(18,776)					427,811	409,035
4TC047	Carney Resrch-Literacy & Childr Lit				(2,906)					88,236	85,330
4TC049	Frederick Hyde Hibberd '88 Scholrsh				(5,552)					136,264	130,712
4TC050	Capt Benjamin Keating Memorial Fnd				(1,659)					42,157	40,498
4TC051	Music Initiatives Fund				(1,507)					34,340	32,833
4TC052	Daniel Hartz '50 Endowed Fund				(3,342)					76,157	72,815
4TC053	Mary Petrella '57 Schol-English Lit				(2,704)					61,618	58,914
4TC054	Ursula Daley '93 Women's Studies Sc				(2,097)					47,789	45,692
4TC055	Don Murray Memorial Scholarship				(1,804)					44,814	43,010
4TC056	Richard & Miriam Cook Family Schol.				(2,237)					59,660	57,423
4TC059	Balderacchi Study of Art in Italy				(154)					112,116	111,962
4TC061	Peters Professorship in Education				(35,566)					810,359	774,793
4TC062	McLean Fund - Journalism Excellence				(9,732)					221,743	212,011
4TC064	RGSCP Fund				388,268					4,961,225	5,349,493
4TC069	Daniel Valenza Art Scholarship Fund				(2,314)					52,731	50,417
4TC070	Koch Family Schol. - Humanities				(5,631)					128,293	122,662
4TC072	Davis '64 Fund for Science History				(2,417)					55,069	52,652
4TC073	Patricia G. Power MFA in Writing				(6,668)					151,926	145,258
4TC074	Nguyen '63 History Fellowship Fund				7,202					53,096	60,298
4TC075	Barbara Anne White Scholarship				2,480					59,711	62,191
4TC079	Chesley Family Fund				(5,064)					115,385	110,321
4TC081	Arlene Kies Enrichment for Piano				(2,715)					91,224	88,509
4TC082	Jack and Louise Harris Fund				(1,212)					51,668	50,456
4TC083	B. Thomas Trout Scholars				(2,276)					51,856	49,580
4TC085	Newkirk Family Fund				15,694					40,210	55,904
4TC086	McCabe Family Scholarship				45,977					104,144	150,121

UNIVERSITY OF NEW HAMPSHIRE FOUNDATION
DETAILED SCHEDULE OF REVENUES, EXPENSES, AND TRANSFERS
FOR THE YEAR ENDED JUNE 30, 2020

Fund	Fund Title	Net Student Tuition	Grant Revenue¹	Auxiliary Revenue	Appropriations & Other Revenue	Employee Compensation	Supplies and Services	Other Expenses	Transfers In/(Out)	Beginning Fund Balance 06/30/2019	Ending Fund Balance 06/30/2020
4TC087	Duane & Joan Whittier Music Fund				9,348					4,014,543	4,023,891
4TC089	Rutman Distinguished Lecture Series				(20,099)					457,947	437,848
4TC091	Perkins Family Memorial Scholarship				(9,139)					208,228	199,089
4TC092	Tappe Fund - Experiential Education				10,487					15,425	25,912
4TC093	Carl Dawson Graduate Essay Prize				19,065					-	19,065
4TD002	Clarence & Helen Grant Schol				(4,887)					158,447	153,560
4TD003	Robert E. Houston Jr. Fund				(1,909)					43,486	41,577
4TD004	George Taft Memorial Fund				(1,441)					32,832	31,391
4TD005	Alexander & Allison Amell Mem				(3,145)					71,657	68,512
4TD006	Michael + Bea Dalton Scholar				(6,567)					149,635	143,068
4TD007	Dr A.f. Daggett Endowed Fund				(4,674)					113,008	108,334
4TD008	George F. & Lina C. Fisher				(48,396)					1,102,695	1,054,299
4TD009	Getchell, Edward + Alice Schol				(883)					20,126	19,243
4TD010	Fred Gertrude Howell Student				(7,594)					173,019	165,425
4TD011	Dr. Gloria & Dr. Robert Lyle				(15,699)					357,706	342,007
4TD012	James Leitzel Scholarship Fund				(1,544)					35,184	33,640
4TD013	Ming/Chen Student Support				(1,649)					59,299	57,650
4TD014	National Prime Users End Schol				(1,619)					36,885	35,266
4TD015	John Smith 50 Scholarship Fund				(23,761)					605,437	581,676
4TD016	Woodward Endowment (CEPS)				(14,901)					339,515	324,614
4TD017	Zocchi, John Endowment				(10,222)					232,915	222,693
4TD018	Richard St Onge Mem Schol Fund				(5,896)					134,332	128,436
4TD019	Levine/Benson Technology Schol				(7,372)					167,969	160,597
4TD020	Morrison Chemistry Dissertation End				(2,125)					48,410	46,285
4TD021	Endowed Fund for Mech Engineering				(3,721)					84,774	81,053
4TD022	Craig West Undergraduate Prof. Dev.				(2,094)					47,715	45,621
4TD023	Ogden & Katherine Martyn Endwomnt				(1,948)					44,375	42,427
4TD024	Weston - SAME Endowed Scholarship				(1,324)					30,162	28,838
4TD025	Norman Grover '35 End. Scholarship				176					87,331	87,507
4TD026	Whelen Engineering Co. Scholarship				(125,333)					2,855,695	2,730,362
4TD027	Theodore E Meinelt Sr Scholarship				5,923					105,400	111,323
4TD028	Phillips Family Fund for Engineerin				(6,144)					142,887	136,743
4TD029	Philip L Hall Endowed Fund				(1,631)					37,165	35,534
4TD030	Chemistry Undergrad Research Fellow				(3,703)					84,427	80,724
4TD031	LaMattina Family Graduate Lecturesh				(3,312)					75,474	72,162
4TD032	Hamel Construction Group Scholarshi				(16,871)					384,404	367,533
4TD034	Michael S. Blanchette				(738)					16,808	16,070
4TD035	Karen Von Damm Memorial Scholarship				(5,794)					132,014	126,220
4TD036	CEPS Student Project Fund				(4,061)					92,529	88,468
4TD037	M Evans Munroe Lecture Endow/Math				(1,498)					34,141	32,643
4TD038	Dorothy Kittredge Memorial Fund				(1,165)					26,544	25,379
4TD039	James D Morrison Early Career Award				(32,515)					740,849	708,334
4TD040	Mary Papastavros '60 Chem Fund				(1,427)					32,518	31,091
4TD041	Cole '76 & Bemis '79 '89 Scholarshp				(9,684)					220,642	210,958
4TD042	Gregory Jansen '81 Field Studies Fn				(2,074)					47,265	45,191
4TD043	K.Von Damm Student Research Oppor.				(5,493)					125,163	119,670
4TD044	Charles M:son Gewertz Scholarship				(2,665)					60,724	58,059
4TD045	Karen Von Damm Faculty Excellence				(5,027)					114,548	109,521
4TD046	Dr. George Wildman '57 Scholarship				4,088					195,316	199,404
4TD047	Peter & Paula Vosotas Family Schol				(9,029)					205,725	196,696
4TD048	Prof. James M.E. Harper Fellowship				(10,819)					246,504	235,685
4TD049	Joe & Nancy Paterno Endowed Schol.				(7,855)					182,008	174,153
4TD050	J Smith '50 CEPS Student Project Fu				(10,665)					287,259	276,594
4TD051	Lambert Chemistry Fellowship Fund				(4,679)					106,609	101,930
4TD052	Dinesh Thakur Schol-Bioengineering				(4,537)					103,378	98,841

UNIVERSITY OF NEW HAMPSHIRE FOUNDATION
DETAILED SCHEDULE OF REVENUES, EXPENSES, AND TRANSFERS
FOR THE YEAR ENDED JUNE 30, 2020

Fund	Fund Title	Net Student Tuition	Grant Revenue¹	Auxiliary Revenue	Appropriations & Other Revenue	Employee Compensation	Supplies and Services	Other Expenses	Transfers In/(Out)	Beginning Fund Balance 06/30/2019	Ending Fund Balance 06/30/2020
4TD053	Christopher Kelley Memorial Schol.				(2,434)					55,458	53,024
4TD054	Diamond Casting & Machine Scholsh				(9,772)					337,818	328,046
4TD055	Anderson '56 Chemical Eng. Schol.				(2,315)					52,743	50,428
4TD057	Pushpa Desai Patel Memorial Fund				(2,556)					58,234	55,678
4TD058	Lambert-Edwards Chemistry Fellowshp				(5,365)					122,233	116,868
4TD059	Geokon Civil Engineering Scholarshp				(2,331)					53,122	50,791
4TD060	Dane '77 Scholarship Fund				10,446					9,936	20,382
4TD061	Skliutas Family Endowment				25,980					73,531	99,511
4TD062	Prof. N. Chasteen Graduate Fellows				(1,665)				278	135,300	133,913
4TD063	Gary R. Weisman Scholarship				(2,429)					55,512	53,083
4TD064	Hubbell Engineering Scholarship				(3,272)					132,690	129,418
4TD066	Twaddle Meritorious Scholarship				24,018					118,349	142,367
4TD067	Kingsbury Sisters Scholarship				8,816					41,111	49,927
4TD068	Rudi Seitz Scholarship				(2,547)					58,039	55,492
4TD069	Bothner Earth Sciences Field Trips				3,901					66,796	70,697
4TD070	Lange & Rainville Math Scholarship				15,662					17,699	33,361
4TE001	Hamel Center for Undergraduate Rese				(391,421)					9,247,947	8,856,526
4TE002	Reginald Atkins Chair				(130,820)					2,980,728	2,849,908
4TE003	Mckerley Chair Health Economic				(85,913)					1,957,512	1,871,599
4TE004	Mel Rines Student Angel Investment				(8,268)					188,375	180,107
4TE005	Gardner Wales Scholarship Fund				(538)					12,251	11,713
4TE006	Nelson Fund for Business Innovation				(4,402)					100,306	95,904
4TE007	Jeffrey Castro Memorial				(567)					12,910	12,343
4TE008	Mary Gillespie Graduate Scholarship				(2,816)					64,155	61,339
4TE009	UNH Hospitality Mgmt Student Dev				(5,458)					137,859	132,401
4TE010	Dwayne Wrightsman Prof. / Finance				(13,990)					318,770	304,780
4TE011	UNH Hospitality Mgmt Faculty Dev.				(4,219)					96,128	91,909
4TE012	UNH Hosp Mgmt Int Stud Diversity				6,439					95,700	102,139
4TE013	UNH Hospitality InitiativesFund				(4,319)					98,400	94,081
4TE014	Albin Entrepreneurship Fund				(41,019)					934,625	893,606
4TE015	Jude Blake '77 Schol-Business Admin				(3,713)					84,590	80,877
4TE016	Nassikas Fund for Hospitality Educ				(1,290)					29,401	28,111
4TE017	Rhoda Hogan Endowed Scholarship Fun				(11,248)					256,279	245,031
4TE018	J Bonnie Newman Endowed Scholarship				(1,965)					44,768	42,803
4TE019	Lai Family Foundation Scholarship				(2,122)					48,349	46,227
4TE020	Joseph '79 & Marcia H Carter Schol				(1,351)					30,780	29,429
4TE021	Scott Dionne Grad Fellowship/Acctng				(1,685)					38,386	36,701
4TE022	Carlton L. Reed Scholarship Fund				(2,143)					48,837	46,694
4TE023	James E. Freeman Scholarship Fund				(2,143)					48,837	46,694
4TE024	Todd Huntington Crockett Scholarshp				(3,458)					126,396	122,938
4TE025	J. Durocher Hosp. Mgmt Scholarship				(980)					67,671	66,691
4TE027	Lynne & Michael Dougherty Scholrshp				(4,992)					113,736	108,744
4TE028	Daniel A. Raizes Scholarship Fund				(3,131)					71,341	68,210
4TE030	Goodwin Family Scholarship Fund				3,520					36,980	40,500
4TE031	Paul & Marianne Houghton Scholarship				46,685					53,260	99,945
4TE032	PAUL-Bernard Runser '63 Scholarship				45,545					103,896	149,441
4TE033	Stewart Family Scholarship-PaulColl				18,073					30,717	48,790
4TE034	Elizabeth Bogan Economics Prize				17,892					41,586	59,478
4TE035	Sorensen Social Innovation Interns				19,715					21,218	40,933
4TE036	Goodridge Kopp Schol for Excellence				(1,255)					53,160	51,905
4TE037	Emily Knarr Graduate Accounting Sch				26,349					52,940	79,289
4TE038	Knarr Scholarship for Excellence				(2,549)					88,238	85,689
4TE039	Hurley Endowment for Women Leaders				4,871					-	4,871
4TE040	Bernard Grochmal Jr '64 Scholarship				(31,665)					2,793,604	2,761,939
4TE041	John '82 & K Turner Internships				19,139					-	19,139

UNIVERSITY OF NEW HAMPSHIRE FOUNDATION
DETAILED SCHEDULE OF REVENUES, EXPENSES, AND TRANSFERS
FOR THE YEAR ENDED JUNE 30, 2020

Fund	Fund Title	Net Student Tuition	Grant Revenue¹	Auxiliary Revenue	Appropriations & Other Revenue	Employee Compensation	Supplies and Services	Other Expenses	Transfers In/(Out)	Beginning Fund Balance 06/30/2019	Ending Fund Balance 06/30/2020
4TF001	Marianna R. and John A. Grimes				(8,213)					187,127	178,914
4TF002	Dakin Family Scholarship Fund				(756)					17,228	16,472
4TF003	Norman Goroff Social Work Fund				(4,149)					94,545	90,396
4TF004	England Endowed Fund				(18,145)					413,439	395,294
4TF005	Steelman Public Svc Program				(6,981)					159,056	152,075
4TF006	Evelyn N Jardine Endowed Schol				161					21,663	21,824
4TF008	Pamela Low Scholarship Fund				(6,837)					155,781	148,944
4TF009	Occupational Therapy Endowment				(1,052)					23,971	22,919
4TF010	Dean Roger A Ritvo Award Fund				(927)					21,132	20,205
4TF011	Sackett Professorship				(6,588)					150,117	143,529
4TF012	Nathan J Loomis Endowed Fund				(142)					3,224	3,082
4TF013	Kendall Endowed Fund				(2,564)					58,418	55,854
4TF015	Keough Northeast Passage Fund				(2,623)					59,769	57,146
4TF016	Maureen Neistadt Scholarship Fund				(3,300)				86	76,785	73,571
4TF017	Pauline Soukaris Memorial Scholarsh				(1,496)					44,380	42,884
4TF018	Stephany Marchut Lavallee Nursing S				1,232					80,516	81,748
4TF019	Brooks-Lord Nursing Scholarship Fun				(3,571)					81,361	77,790
4TF020	Claire & Henry Grady Schol-Diversit				(2,431)					55,426	52,995
4TF021	Ann Manchester Kelley Schol-Nursing				(2,171)					60,563	58,392
4TF022	Chace '11 Fund for Athlete Developmt				(1,675)					83,595	81,920
4TF023	John Smith '50 Northeast Passage Fn				(16,050)					366,264	350,214
4TF024	Talbot 54 Occupational Therapy Fund				22,167					607,669	629,836
4TF025	Anna Catherine Clark Schol - CHHS				(1,134)					25,845	24,711
4TF026	Dinesh Thakur Schl-Health Analytics				(4,537)					103,378	98,841
4TF028	Sharon B. Murphy Scholarship				(2,290)					52,173	49,883
4TF029	Robert A. Aurilio Scholarship Fund				(22,907)					521,931	499,024
4TF030	Ned Helms Scholarship Fund				(1,801)				25	55,705	53,929
4TF031	Beth Stewart Memorial Fund				(895)				646	68,975	68,726
4TF032	Gravink Family Fund				3,241					44,043	47,284
4TF033	Huntington Nursing Scholarship				8,250					71,913	80,163
4TF035	Neil Vroman Student Engagement Awrd				(1,297)				500	74,095	73,298
4TF037	DR. L. R. Bergeron '73 Scholarship				27,452				249	62,184	89,885
4TG001	Dr Alexander Teaching Exc Fund				(34,350)					782,662	748,312
4TG003	UNH Tolerance Program Fund				(12,300)					280,853	268,553
4TG006	Dr. Robert A. & Ann P. Chase				(5,256)					141,483	136,227
4TG007	Class of 1953 Endowed Scholarship				(9,468)					338,744	329,276
4TG008	Charles and Nancy Clough Fund				(1,780)					40,568	38,788
4TG011	Phelan Family Fund				(1,479)					34,851	33,372
4TG013	Paul International Research Fund				(2,555)					58,205	55,650
4TG017	Foundation Endowment Fund				(7,329)					166,990	159,661
4TG018	Herman & Lily Kurtz Endowed				(7,648)					174,252	166,604
4TG019	Robert Warren Perkins Fund				(11,949)					272,250	260,301
4TG020	Noonan International Research Fund				(29,630)					675,105	645,475
4TG021	Edward & Diane Federman End Fund				(52,560)					1,197,563	1,145,003
4TG022	Jean A. Woodworth Fund				(14,601)					332,688	318,087
4TG023	William Spaulding Endowed Fund				(5,389)					122,783	117,394
4TG024	Winch Endowed Fund-Alumni Assoc				(2,459)					56,030	53,571
4TG025	Yakovakis Family Fund				3,862					74,199	78,061
4TG026	David Ellsworth Davis NH Scholarshp				(2,583)					58,842	56,259
4TG027	RGSCP Fund for St. Anselm College				167,307					2,137,821	2,305,128
4TJ001	Donald F Harley Scholarship Fund				(2,461)					177,251	174,790
4TL001	Edmund Miller Library Fund				(15,621)					355,917	340,296
4TL002	Class of '47 Endowed Fund				(6,081)					259,607	253,526
4TL003	Class of 1955 Dimond Library Endow				(6,109)					150,680	144,571
4TL004	E Ruth Buxton Stephenson Fund				(590)					24,586	23,996

**UNIVERSITY OF NEW HAMPSHIRE FOUNDATION
DETAILED SCHEDULE OF REVENUES, EXPENSES, AND TRANSFERS
FOR THE YEAR ENDED JUNE 30, 2020**

Fund	Fund Title	Net Student Tuition	Grant Revenue¹	Auxiliary Revenue	Appropriations & Other Revenue	Employee Compensation	Supplies and Services	Other Expenses	Transfers In/(Out)	Beginning Fund Balance 06/30/2019	Ending Fund Balance 06/30/2020
4TL005	Charlotte K. Anderson Endowment				(1,474)					33,586	32,112
4TL006	Collins Fund for Digital Collection				(4,049)					92,250	88,201
4TL007	Prescott Family Fund				(1,712)					39,016	37,304
4TL008	Dunleavy Fund / Special Collections				(5,066)					115,428	110,362
4TL009	Hood '56 & '59 Endowed Fnd-Library				(3,378)					76,963	73,585
4TL010	Murray Library Collections Endowmen				(540)					66,604	66,064
4TL012	Cohen Fund for Collection Developmnt				(7,706)					175,591	167,885
4TL013	Proper Fund for Special Collections				(6,968)					158,773	151,805
4TL014	Nobel K. Peterson Library Fund				1,014					135,894	136,908
4TL015	Thomas A & Sally Zyla Addison Fund				(77,981)					1,845,841	1,767,860
4TL016	Marjorie Janetos Memorial Fund				772					103,458	104,230
4TM001	James Diamantis Scholarship Fund				8,169					31,056	39,225
4TM002	Jaye Gibson Duffy Scholarship				(31)					54,365	54,334
4TR001	Doris Child Reney Armbrust Fun				(1,990)					45,341	43,351
4TR002	Hubbard Marine Program Endowed				(279,014)					14,636,827	14,357,813
4TR003	Marine Program Endowment				(977)					22,269	21,292
4TR004	Dr. Marjorie A. Parsons Fund				(1,710)					43,391	41,681
4TR005	Jean + Carmen Ragonese Fund				(2,148)					48,950	46,802
4TR006	Shoals Marine Lab Endowment				(9,377)					213,654	204,277
4TR007	John & Katharyn Williams Scholarshi				(1,782)					40,605	38,823
4TR008	Robert & Doris Tuttle Endowed Fund				(33,994)					774,544	740,550
4TR011	Anderson Family Fund-Marine Progrm				(1,162)					26,465	25,303
4TR012	Chase '58-Excellence in Marine Scie				(2,414)					55,002	52,588
4TR013	Maurice Prize For Innovation				(7,247)					165,111	157,864
4TS001	Bellevance Hockey Scholarship				(7,611)					173,424	165,813
4TS002	Bellevance Football Scholarshi				(7,612)					173,448	165,836
4TS003	Kenneth & Mary Grant Scholarsh				(2,656)					60,514	57,858
4TS004	Reginald F. Atkins Scholarship				(254,583)					5,800,659	5,546,076
4TS005	Jane Blalock Athletic Scholar				(2,076)					47,291	45,215
4TS006	K Beckingham Scholarship Fund				(5,731)					130,587	124,856
4TS007	Dickson Scholarship & Spirit Award				(7,002)					159,545	152,543
4TS008	Grover B. Daniels '79 Alpine Fund				(1,781)					40,711	38,930
4TS009	Fish 58 Football Scholarship				(5,036)					114,738	109,702
4TS010	Kelly Quinn Gode Fund for Crew				(1,157)					26,361	25,204
4TS011	Robert E. Houston Sr. Fund				(7,102)					161,827	154,725
4TS012	Red Hayes Memorial Scholarship				(6,613)					152,844	146,231
4TS013	William Holleman Football Sch				(4,899)					111,624	106,725
4TS014	Gordon K Hill Endowment				(1,862)					42,422	40,560
4TS015	Paul Hobbs Endowed Scholarship				(1,344)					30,628	29,284
4TS016	Dorothy Hobbs Endowed Fund				(883)				94	32,123	31,334
4TS017	Robert A. Kullen Memorial Fund				(1,820)					41,457	39,637
4TS018	Bill Knight Endowed Scholarship Fun				(3,145)					71,669	68,524
4TS019	Howard Donald Penley Fund				(3,677)					83,788	80,111
4TS020	Sullivan Football Scholarship				(1,466)					33,391	31,925
4TS021	Guy Smith Memorial Scholarship				(4,463)					117,090	112,627
4TS022	Robert Towse Scholarship Fund				(6,255)					185,968	179,713
4TS023	'98-'99 Men's Hockey Champions End				(6,808)					155,110	148,302
4TS024	Bill Hinman Endowed Scholarshp				(2,922)					66,579	63,657
4TS026	Dutch Knox Football Scholarshi				(89,695)					2,043,685	1,953,990
4TS027	Dutch Knox Football Program				(42,117)					959,639	917,522
4TS028	James & Elsa Callahan Schlrshp				(5,514)					125,640	120,126
4TS029	Joyce Hiller Athletic Scholarship				(1,535)					46,598	45,063
4TS031	Timothy & Edwin Dugal Hockey Schol				(1,951)					44,460	42,509
4TS032	Robert Conrad Football Scholarship				(4,137)					94,257	90,120
4TS033	Tina True Memorial Fund				129				8	50,114	50,251

UNIVERSITY OF NEW HAMPSHIRE FOUNDATION
DETAILED SCHEDULE OF REVENUES, EXPENSES, AND TRANSFERS
FOR THE YEAR ENDED JUNE 30, 2020

Fund	Fund Title	Net Student Tuition	Grant Revenue¹	Auxiliary Revenue	Appropriations & Other Revenue	Employee Compensation	Supplies and Services	Other Expenses	Transfers In/(Out)	Beginning Fund Balance 06/30/2019	Ending Fund Balance 06/30/2020
4TS034	Endowed Fund for Football				(1,496)					34,077	32,581
4TS035	Herbert Gold Athletic Scholarship F				(1,275)					33,785	32,510
4TS036	Pizzano Football Scholarship Fund				(24,798)					566,126	541,328
4TS037	Francis McGrail Endowed Scholarship				(570)					12,978	12,408
4TS038	David Sheen Endowed Hockey Schol				(1,883)					59,205	57,322
4TS039	Chief Boston Football Scholarship				(2,929)					68,918	65,989
4TS040	Wohlfarth Football Scholarship				(1,428)					33,616	32,188
4TS041	McLaughlin '35 Hockey Scholarship				(5,534)					126,098	120,564
4TS042	James Boulanger Endowed Fund				(2,197)					61,638	59,441
4TS043	UNH Ski Team Endowment				(45,072)					1,032,708	987,636
4TS044	Robert Trouville '59 Athletic Schol				(4,405)					127,990	123,585
4TS045	Chandler & Ann Sanborn Football Sch				756					91,217	91,973
4TS046	First 500 UNH Football Athletic Fun				(15,014)					342,103	327,089
4TS047	Winslow & June Macdonald Football S				(2,765)					63,010	60,245
4TS048	Coach Gerry Friel Basketball Schola				(1,048)				300	84,549	83,801
4TS049	Garron '84 Football Diversity Schol				(1,559)					35,526	33,967
4TS050	Mike Frigard '60 Athletic Scholrshp				(1,573)					35,849	34,276
4TS051	Joan & Douglas Murphy Football Scho				7,267					135,102	142,369
4TS052	Tim Churchard '65 Athletic Scholrsh				(913)					32,925	32,012
4TS053	Bertsch Family Scholarship Fund				(1,112)					155,277	154,165
4TS054	Paul E. Berton Scholarship Fund				(2,645)					60,262	57,617
4TS055	Donna Lynne '74 Scholarship Fund				46,311					30,797	77,108
4TS056	William F. Degan Jr. Football Schol				(1,103)					36,867	35,764
4TS057	Franklin Taylor '52 Athletic Schol				(5,732)					130,593	124,861
4TS058	Norris A. Browne '55 Football Schol				(2,346)					53,460	51,114
4TS059	UNH Wildcat Hockey Alumni Scholarsh				(2,109)					80,622	78,513
4TS060	Wildcat Fan Gratitude Fund				(2,733)					62,273	59,540
4TS061	UNH Nordic Ski Team Scholarship				(2,493)					56,921	54,428
4TS062	John & Catherine Goegel Scholarship				(4,658)					112,189	107,531
4TS063	Jim & Julie Hatch Basketball Schol.				(1,845)					42,044	40,199
4TS064	Forkey-Lundolm Athletic Scholarship				(186)					4,245	4,059
4TS065	David M. Paul Family Scholarship				(2,819)					64,225	61,406
4TS067	Barbara B. Peyser '50 Athletic Scho				(13,541)					310,075	296,534
4TS068	UNH Women's Lacrosse Scholarship				(660)					130,204	129,544
4TS069	John Smith'50 Endowed Fund - Hockey				(18,372)					418,612	400,240
4TS070	Otis Family Athletic Scholarship				(3,030)					69,409	66,379
4TS072	K & R Sandler Athletic Scholarship				(2,377)					54,170	51,793
4TS073	Service Credit Union Wildcat Schol				(2,331)					53,105	50,774
4TS074	Fitzgerald & Gross Academic Excell.				(2,269)					51,689	49,420
4TS075	Matthew J. Witkos '89 Soccer Schol.				(1,605)					36,562	34,957
4TS076	Beaulieu '75 Athletic Scholarship				3,356					32,130	35,486
4TS077	Robert S. Blood '78 Athletic Schol.				7,253					51,947	59,200
4TS078	Saunders '49 Athletic Scholarship				(2,392)					54,505	52,113
4TS079	UNH Swimming and Diving Endowment				(2,249)					51,238	48,989
4TS080	Tom Smart '70 Athletic Scholarship				(2,296)					52,305	50,009
4TS083	Bigglestone Women's Athletic Schol.				(1,178)					26,844	25,666
4TS085	Bob Lamothe '60 Family Scholarship				(111)					2,523	2,412
4TS087	Raymond Donnelly Jr Athletic Schol.				(2,146)					49,013	46,867
4TS088	Cory L. Schwartz '82 Ski Team Endow				4,686					43,707	48,393
4TS090	Stockbridge - Kast Scholarship Fund				(1,307)					38,869	37,562
4TS092	Linda Hall '62 Women's Alpine Fund				(3,210)					73,131	69,921
4TS094	Brownell Family Athletic Scholarshp				6,914					72,816	79,730
4TS095	Megan E. Scanlon '13 Athl Schlarshp				(2,394)					54,554	52,160
4TS098	Chandler Family Athletic Scholarship				19,037					-	19,037
4TS099	Skelley '52 Family Athletic Schol.				(2,405)					59,198	56,793

UNIVERSITY OF NEW HAMPSHIRE FOUNDATION
DETAILED SCHEDULE OF REVENUES, EXPENSES, AND TRANSFERS
FOR THE YEAR ENDED JUNE 30, 2020

Fund	Fund Title	Net Student Tuition	Grant Revenue¹	Auxiliary Revenue	Appropriations & Other Revenue	Employee Compensation	Supplies and Services	Other Expenses	Transfers In/(Out)	Beginning Fund Balance 06/30/2019	Ending Fund Balance 06/30/2020
4TS100	BGen Seay '68 Athletic Scholarship				(2,165)					49,333	47,168
4TS101	Clevend "Howie" Howard III Scholars				2,454					53,296	55,750
4TS103	Richard Umile '72 Hockey Scholarship				(2,408)					55,226	52,818
4TS104	Cathleen Coakley Athletics Scholars				1,302					99,857	101,159
4TS105	Otis Family Athletics Fund				9,743					-	9,743
4TS106	James Chamberlin Athletics Fund				659					-	659
4TS107	Donna Lynne 74 Athletic Enhancement				47,662					-	47,662
4TS109	Glendening Athletics Scholarship				50,264					-	50,264
4TU001	Tad Ackman & Robin Gorsky Schl				(970)					22,719	21,749
4TU002	Joyce Hiller Kinesiology Scholarshi				(2,066)					58,703	56,637
4TU003	Coe-Hall Fund				(9,065)					206,545	197,480
4TU004	Mid-Atlantic Region Chapter Sc				(2,197)					50,065	47,868
4TU005	Minigan Family Scholarship				(982)					47,214	46,232
4TU006	James Trainor Memorial Scholarship				(1,635)					81,489	79,854
4TU007	Pickett Family Scholarship Fund				(31,265)					712,360	681,095
4TU008	Class of 1958 Endowed Scholarship				(2,976)					110,447	107,471
4TU009	Roger Bougie '56 Scholarship Fund				(8,322)					189,605	181,283
4TU010	Class of 1956 Endowed Scholarship				(7,883)					181,296	173,413
4TU011	McCaffrey Endowed Scholarship Fund				(5,262)					119,889	114,627
4TU012	Wyman Endowed Scholarship Fund				(6,411)					146,076	139,665
4TU013	Class of 1957 Endowed Scholarship				(15,200)					372,832	357,632
4TU014	Weglarz Memorial Scholarship Fund				(3,311)					75,432	72,121
4TU015	Lloyd & Edna Heidgerd Endowed Schol				(11,576)					389,169	377,593
4TU016	Libbey '79 End. Fund-Sci. Diversity				(8)					229,004	228,996
4TU017	Rydin Family Scholarship Fund				(5,334)					121,545	116,211
4TU018	UNH Rollinsford Area Scholarship				(14,583)					332,275	317,692
4TU019	Selma Naccach-Hoff Schol-Liberal Ar				321					37,441	37,762
4TU020	Takeuchi '48 & Rantala '44 Schlrshp				(3,449)					78,595	75,146
4TU021	Harvey & Carmen Bergeron Scholarship				(3,154)					93,589	90,435
4TU022	70's Decade Alumni Scholarship Fund				(1,501)				6,850	50,193	55,542
4TU023	William H Heywood '60 Scholarship				2,526					48,839	51,365
4TU024	Paul Shea '51 Memorial Scholarship				(660)					26,514	25,854
4TU025	Fred J Bennett '54 Scholarship Fund				21,110					73,993	95,103
4TU026	Claycomb '75 Environmental Sciences				(2,763)					62,956	60,193
4TU027	Andrew Janetos Scholarship Endowmen				(1,098)					25,022	23,924
4TU028	Verne & Kay Brown Elec & Comp Scho				(2,759)					62,859	60,100
4TU029	John '54 & Anne '56 Boehle Schlrshp				(1,784)					40,638	38,854
4TU030	PBAllen '58 Tau Kappa Epsilon Schol				(12,217)					278,364	266,147
4TU031	Col John Howard Blewett Scholarship				(2,547)					70,090	67,543
4TU033	J Todd Minor '76 Schol/Life Science				(2,849)					64,906	62,057
4TU035	Northeast Passage Athletic Excellen				(2,213)					50,415	48,202
4TU036	Jay McSharry '90 Diversity Schlrshp				(2,935)					66,866	63,931
4TU037	Robert & Tina Dudley Scholarship Fn				(1,338)					30,482	29,144
4TU038	Ambrose Occupational Therapy Schol				4,631					133,177	137,808
4TU039	Hannaway '58 Scholarship Fund				(2,811)					64,050	61,239
4TU040	Carol & Richard Trombly Scholarship				(1,233)					30,286	29,053
4TU041	Alice Freeman Reed Scholarship Fund				(2,143)					48,837	46,694
4TU042	Muriel M. Barr Nursing Scholarship				(8,686)					197,899	189,213
4TU043	Walter Calderwood, Jr. '34 Schol.				(2,213)					50,417	48,204
4TU044	UNH Foundation Scholarship Fund				(2,547)					59,189	56,642
4TU045	Jane & Lincoln Colby Scholarship				(4,766)					108,593	103,827
4TU046	Kerry Duncan Forbes Scholarship				(1,340)					41,395	40,055
4TU048	Steelman Athletics Scholarship Fund				3,202					33,325	36,527
4TU049	Paul & Ann Stewart Memorial Schol.				7,492					71,749	79,241
4TU050	Doug & Stella Scamman Scholarship				(1,325)					30,181	28,856

UNIVERSITY OF NEW HAMPSHIRE FOUNDATION
DETAILED SCHEDULE OF REVENUES, EXPENSES, AND TRANSFERS
FOR THE YEAR ENDED JUNE 30, 2020

Fund	Fund Title	Net Student Tuition	Grant Revenue¹	Auxiliary Revenue	Appropriations & Other Revenue	Employee Compensation	Supplies and Services	Other Expenses	Transfers In/(Out)	Beginning Fund Balance 06/30/2019	Ending Fund Balance 06/30/2020
4TU051	James Page & Amy Sherman Endowment				(1,576)					35,916	34,340
4TU052	The Patrick Family Scholarship Fund				8,486					40,601	49,087
4TU053	Gay Brookes '61 Scholarship Fund				5,448					63,161	68,609
4TU054	John D. DuRie Family Scholarship				(1,600)					37,612	36,012
4TU055	The Zissi Family Scholarship Fund				(2,442)					55,645	53,203
4TU056	A. Storace DMD, Family Scholarship				(1,779)					40,533	38,754
4TU057	Hitchiner Manufacturing Scholarship				(2,679)					73,147	70,468
4TU058	Dupont Family Scholarship Fund				(1,301)					29,643	28,342
4TU059	Deborah Ann Lada '78 Scholarship				(2,504)					57,048	54,544
4TU060	Martha R. Stebbins Scholarship Fund				(1,044)					70,848	69,804
4TU061	Thomas E. Callahan '62 Family Fund				(1,314)					29,949	28,635
4TU062	Virginia F. Small Scholarship Fund				(1,864)					66,884	65,020
4TU063	Cheryl Dickson'63 Athletics Schol.				(1,312)					29,901	28,589
4TU064	The Carver Scholarship Fund				2,803					55,583	58,386
4TU065	K. McKinnon '62 Athletics Schol.				(1,389)					31,640	30,251
4TU066	Michael Riley Memorial Scholarship				(1,437)					32,733	31,296
4TU067	M. Christine Dwyer '72G Scholarship				26,337					64,618	90,955
4TU068	Todd W. Hansen '86 Memorial Schol.				(2,097)					49,050	46,953
4TU069	J. Morgan & Tara Rutman Scholarship				(1,312)					29,903	28,591
4TU070	Harry A. Schult Scholarship Fund				(3,082)					70,231	67,149
4TU071	Bradley & Judith Aiken Scholarship				(1,286)					29,303	28,017
4TU072	Barbara Rose Noonan Scholarship				(1,208)					27,780	26,572
4TU073	Richard E. Galway '66 Scholarship				(1,302)					29,670	28,368
4TU074	Sharyn Zunz Scholarship Fund				(5,620)					129,767	124,147
4TU075	Class of 1970 Scholarship Fund				4,659					33,113	37,772
4TU076	Lloyd & Beverley Jordan Scholarship				(7,663)					174,599	166,936
4TU077	Judith Anne Hill '48 Scholarship				(2,675)					60,956	58,281
4TU078	Dr. Filson H Glanz Scholarship-CEPS				(2,675)					60,956	58,281
4TU079	Dr Ahmad Etebari MBA Scholarship				(5,965)					135,907	129,942
4TU080	Ellis-Armstrong Family Scholarship				(2,560)					58,334	55,774
4TU081	Charles & Miriam Nelson Scholarship				(8,400)					221,480	213,080
4TU082	Hitchiner Mfg Schol. for Business				(2,662)					60,648	57,986
4TU083	Eugene A. Savage Scholarship Fund				(322)					36,913	36,591
4TU084	McDevitt Family Scholarship Fund				(2,232)					50,852	48,620
4TU086	Class of 1963 Scholarship Fund				(3,202)					100,118	96,916
4TU087	Joseph & Susan Garofoli Scholarship				(4,768)					108,630	103,862
4TU088	Carl Sherman Batchelder Scholarship				(12,711)					289,610	276,899
4TU090	Jeannette & Cedric Ruiters Scholarship				(4,664)					106,279	101,615
4TU092	Pilot Scholarship Fund				(35,587)					810,837	775,250
4TU094	Matthew J. Witkos '89 Scholarship				(1,605)					36,562	34,957
4TU095	Charron Class of 1964 Scholarship				(2,121)					53,601	51,480
4TU096	Angelo & Stewart Volpe Scholarship				(4,630)					105,486	100,856
4TU097	Ernest J Clarke '59 Art Scholarship				(8,264)					188,288	180,024
4TU098	The Clark Family Scholarship Fund				(2,328)					53,036	50,708
4TU102	Robart 73 & Shanahan 74 Scholarship				(3,363)					78,371	75,008
4TU104	Barbara & Irwin Wood Scholarship				16,206					177,717	193,923
4TU105	Gorman Family Fund				(9,214)					209,938	200,724
4TU106	George Guptill '28 Memorial Schol.				(4,700)					107,082	102,382
4TU107	Great East Scholarship Fund				7,723					42,814	50,537
4TU108	NH Veterans Family Scholarship Fund				(4,524)					103,079	98,555
4TU109	Connie Chung & Maury Povich Schol.				(4,508)					102,705	98,197
4TU112	June C. Tanner Endowed Scholarship				(21,877)					498,475	476,598
4TU113	Clyde & Patricia Coolidge Scholarsh				(2,529)					57,624	55,095
4TU114	A. Leonard Seeche Family Scholarship				(1,681)					38,298	36,617
4TU115	Staff Sgt Ryan Pitts 13 Scholarship				(2,078)					77,569	75,491

**UNIVERSITY OF NEW HAMPSHIRE FOUNDATION
DETAILED SCHEDULE OF REVENUES, EXPENSES, AND TRANSFERS
FOR THE YEAR ENDED JUNE 30, 2020**

Fund	Fund Title	Net Student Tuition	Grant Revenue¹	Auxiliary Revenue	Appropriations & Other Revenue	Employee Compensation	Supplies and Services	Other Expenses	Transfers In/(Out)	Beginning Fund Balance 06/30/2019	Ending Fund Balance 06/30/2020	
4TU116	Steven Kent & Nancy Pieri Scholarsh				8,194					31,238	39,432	
4TU120	Susan H. McFarland '72 Scholarship				(4,540)					103,448	98,908	
4TU122	Richard & Margot Oman Scholarship				44,390					79,363	123,753	
4TU123	Erick Faul '00 Scholarship Fund				7,086					56,506	63,592	
4TU124	Elias W. Gordon '59 Scholarship				(5,638)					128,470	122,832	
4TU126	Winfred Nichols '33 Family Schol.				(854)					25,478	24,624	
4TU127	David Burton Scholarship for Math				(3,307)					78,598	75,291	
4TU128	Stuart Eynon '49 Family Scholarship				(2,165)					49,333	47,168	
4TU129	Peter and Nancy French Scholarship				(807)					30,503	29,696	
4TU131	Martha Oakman Clinton 65 Arts Schol				17,286					40,556	57,842	
4TU135	A. Basso & V. Luti Scholarship				43,087					104,269	147,356	
4TU136	Harold V. Jordan '49 Scholarship				9,937					9,896	19,833	
4TU137	George Janetos Scholarship-Straff.				773					103,458	104,231	
4TU138	George Janetos Scholarship-Coos				773					103,458	104,231	
4TU139	George Janetos M.E. Scholarship				773					103,458	104,231	
4TU144	Montrone Family Scholarship				46,767					-	46,767	
4TU145	Helen D. Gawron '46 Scholarship				162,338					-	162,338	
4TU147	Rudnick Student of Distinction				9,311					-	9,311	
4TX001	Heckel Ext Educator Fellowship				(1,951)					44,460	42,509	
4TX002	NH 4-H Alliance Endowed Fund				(1,350)					30,770	29,420	
4TX003	Anna Mosher Boardman 4-H Fund				(1,641)					37,398	35,757	
4TX004	Coos County 4h Youth Dev Fund				(572)					13,043	12,471	
4TX005	Paul Carbino 4-H Scholarship				(169)					3,854	3,685	
4TX006	Tom Fairchild 4-H Dairy Fund				(500)				5	92,945	92,450	
4TX007	Carl Hess 4-H Memorial Fund				(2,955)					67,319	64,364	
4TX008	Internat'l 4h Youth Exchange				(572)					13,037	12,465	
4TX009	Ruth Kimball 4-H Endowed Fund				(2,503)					171,869	169,366	
4TX010	George D Kidder Fund				(807)					18,388	17,581	
4TX011	NH 4-H Milk Dealers Fund				(1,455)					33,147	31,692	
4TX012	NH 4-H Poultry Endowment				(225)					5,127	4,902	
4TX013	NH 4-H Horse Endowment				(163)					7,161	6,998	
4TX014	Lucile Poland Teen Conference				(127)					2,897	2,770	
4TX015	Skoglund Endowed 4-H Fund				(2,495)					60,097	57,602	
4TX016	Carroll T Stoddard Fund				(359)					15,116	14,757	
4TX017	Caswell-Research, Teaching, Outreac				9,177					381,743	390,920	
4TX018	Ruth Stimson Community Outreach Fun				(2,359)					53,752	51,393	
4TX019	Marshall 4-H Youth Opportunities Fn				(1,547)					35,253	33,706	
4TX020	Dalrymple Community Outreach Fund				(2,088)					47,572	45,484	
4TX021	William Spaulding Sea Grant Endowmn				(660)					15,031	14,371	
4TX022	Briggs NH Land & Water Education Fn				(14,856)					338,499	323,643	
4TX023	Pike Coop Ext Volunteer Leadership				169					55,273	55,442	
4TZ001	Iona Hubbard Climate Change Ed				167,741					2,143,358	2,311,099	
4TZ004	Herriott & Herrin Scholarship				99,227					-	99,227	
	TOTAL ENDOWMENT & SIMILAR FUNDS				(4,098,855)			(18,373)	4,092,642	221,802,445	221,777,859	
TOTAL UNH FOUNDATION		\$	(1,570.00)	-	-	14,292,439	(6,959,130)	2,402,440	(18,820)	(10,089,786)	232,483,903	232,109,476

¹ Grant Revenue includes Federal Pell Grants (when applicable) which is shown in nonoperating revenues/expenses on the summary statement of revenues, expenses, and changes in net position

**UNIVERSITY OF NEW HAMPSHIRE FOUNDATION OFFSET
 DETAILED SCHEDULE OF REVENUES, EXPENSES, AND TRANSFERS
 FOR THE YEAR ENDED JUNE 30, 2020**

Fund	Fund Title	Net Student Tuition	Grant Revenue ¹	Auxiliary Revenue	Appropriations & Other Revenue	Employee Compensation	Supplies and Services	Other Expenses	Transfers In/(Out)	Beginning Fund Balance 06/30/2019	Ending Fund Balance 06/30/2020
	<u>RESTRICTED GIFTS & ENDOWMENT INCOME</u>										
4GGOZZ	UNHF Contra Gift Distribution	\$ -	-	-	(16,336,873)	-	-	-	16,336,873	-	-
	TOTAL RESTRICTED GIFTS & ENDOWMENT INCOME	-	-	-	(16,336,873)	-	-	-	16,336,873	-	-
TOTAL UNH FOUNDATION OFFSET		\$ -	-	-	(16,336,873)	-	-	-	16,336,873	-	-

¹ Grant Revenue includes Federal Pell Grants (when applicable) which is shown in nonoperating revenues/expenses on the summary statement of revenues, expenses, and changes in net position

PLYMOUTH STATE UNIVERSITY
DETAILED SCHEDULE OF REVENUES, EXPENSES, AND TRANSFERS
FOR THE YEAR ENDED JUNE 30, 2020

Fund	Fund Title	Net Student Tuition	Grant Revenue¹	Auxiliary Revenue	Appropriations & Other Revenue	Employee Compensation	Supplies and Services	Other Expenses	Transfers In/(Out)	Beginning Fund Balance 06/30/2019	Ending Fund Balance 06/30/2020
<u>GENERAL OPERATING & OTHER RESTRICTED FUNDS</u>											
6AG106	Other Postemployment Bnft (OPEB)	\$ -				23,261				(597,148)	(573,887)
6U0000	PSU Educational & General	48,615,204	214,026		14,490,901	(52,960,205)	(867,026)	(4,605,091)	(6,019,221)	(5,077,517)	(6,208,929)
6U0ADJ	PSU Unrestricted Adjustments						17,250		(17,250)	-	-
6U3000	Technology Fee	1,851,184			2,760	(796,774)	(620,022)		(356,918)	8,846	89,076
6WG106	Other Postemployment Bnft (OPEB)					425,133				(10,914,030)	(10,488,897)
6Z0ADJ	Agency Funds Year End Adjustment				(8,900)		1,864			(16,898)	(23,934)
6ZT915	Pat Cookie Jar				519		(250)			2,081	2,350
6ZT917	NH Student Intern Program									8,880	8,880
6ZT918	Operating Staff Senate				5,338		(289)			7,142	12,191
6ZT924	Ticket Sales-No Country Ctr Arts									1	1
6ZT925	Ticket Sales-NH Music Festival									8	8
6ZT927	Gail White Trust				1,511					(1,511)	-
6ZT928	Greek Life Fundraising				1,533		(1,326)			297	504
TOTAL GENERAL OPERATING & OTHER UNRESTRICTED FUNDS		50,466,388	214,026	-	14,493,662	(53,308,585)	(1,469,799)	(4,605,091)	(6,393,389)	(16,579,849)	(17,182,637)
<u>INTERNALLY DESIGNATED</u>											
6D0ADJ	PSU Int Desig Adjustments				(3,904)		334,280		(329,280)	3,904	5,000
6DA2SA	Model UN Class Trip								(962)	962	-
6DAACJ	INDC-ASC-Jason Cordeira						(376)		(6,505)	6,881	-
6DAAHE	INDC-ASC Hoffman, Eric								(2,199)	2,199	-
6DAAKE	INDC-ASC-E Kelsey								(203)	203	-
6DAAMS	INDC-ASC-Samuel Miller						(970)		(2,066)	3,036	-
6DAANE	Anthology English Dept								(8,510)	8,510	-
6DAART	Art Dept Fund Raising								(9,161)	9,161	-
6DAASC	INDC-XD-Meteorology						(3,511)		(3,474)	6,985	-
6DABCC	INDC-Biology-Chabot					(34)	(385)		(13,972)	14,391	-
6DABCF	Biology Course Fees	24,087				(5,058)			(23,775)	4,746	-
6DABIO	INDC-Dept Biological Sciences								(21,474)	21,474	-
6DACCS	Study Abroad								(376)	376	-
6DACDP	Child Dev Family Cntr Projects						(5,702)		(14,939)	20,641	-
6DACER	Capital Equipment Replacement								(88,963)	88,963	-
6DACFD	Indir Cost Share-Res&Innov 001						(11)		(34)	45	-
6DACFE	Indir Cost Share-Res&Innov				1,752	(5,336)	(7,484)		(8,179)	18,984	(263)
6DACFG	Indir Cost Share-Res&Innov 002					(483)			(598)	1,081	-
6DACFL	Indir Cost Share-Res&Innov 003								(312)	312	-
6DACFN	Ctr Research & Innov - Conferences				11,025	(4,336)	(5,780)		(13,338)	12,429	-
6DACFR	Business Program Events						(549)		(4,444)	4,993	-
6DACHI	Chi Sigma Iota-NHS for Counselors				440		(97)		(1,993)	1,650	-
6DACHT	Choral Activities	35,100			11,685		(27,882)		(25,711)	6,808	-
6DACRP	Indir Cost Share-Res&Innov 006					(3,296)	(496)		(10,613)	14,405	-
6DACRS	Indir Cost Share-Res&Innov 007								(284)	284	-
6DACRW	The Bagley Center Wrkshps								(3,188)	3,188	-
6DACVA	Indir Cost Share-Res&Innov 009								(1,837)	1,837	-
6DADEP	Drerup Exhibit Project								(513)	513	-
6DADPS	Dance Premier Series						(2,912)		(26,701)	29,613	-
6DAE4C	E4 Coalition								(680)	680	-
6DAEEB	Indir Cost Share-Res&Innov 010								(425)	425	-
6DAENV	INDC-Environ Science & Policy								(7,793)	7,793	-
6DAEPM	INDC-Cntr for Env-Pruyn, M						(390)		(2,627)	3,017	-
6DAESP	Environ Sci & Policy Course Fees	15,010					(12,016)		(3,940)	946	-
6DAF01	In-Group Messaging Patterns					(4,878)	(4,423)		9,301	-	-
6DAF02	Agrotopias: Popul Control and Sust					(5,058)			5,058	-	-
6DAF03	Breast Cancer Survivorship Program					(4,878)			4,170	708	-
6DAF04	Local Land Use Plan & Conservation					(3,497)	(699)		4,196	-	-

PLYMOUTH STATE UNIVERSITY
DETAILED SCHEDULE OF REVENUES, EXPENSES, AND TRANSFERS
FOR THE YEAR ENDED JUNE 30, 2020

Fund	Fund Title	Net Student Tuition	Grant Revenue¹	Auxiliary Revenue	Appropriations & Other Revenue	Employee Compensation	Supplies and Services	Other Expenses	Transfers In/(Out)	Beginning Fund Balance 06/30/2019	Ending Fund Balance 06/30/2020
6DAF05	Cannabis Tourism in Las Vegas						(2,814)		2,720	94	-
6DAF06	Watershed Approaches to DDT					(3,859)	(59)		(4,584)	8,502	-
6DAF07	Nutrition Trans of Rur-Urb Linkages								(288)	288	-
6DAF08	Montane Mexico and Central America						(7,463)			7,463	-
6DAF09	English-Learner Teacher Advocacy					(5,058)			5,058	-	-
6DAF10	Endangered Species & Printmaking					(1,300)			337	963	-
6DAF11	PSU Herbarium Digitization					109	(2,320)		(82)	2,293	-
6DAF12	Yurewicz FY19 RAC						(227)		(174)	401	-
6DAFRF	Mt Washington Observatory Position				56,353	(56,792)				-	(439)
6DAGLI	Gilder-Lehrman Inst-NH Hist Teacher						(135)		(125)	260	-
6DAHDM	D&M Collection								(3,455)	3,455	-
6DAHDM	HHP Equipment & Maintenance								(31,749)	31,749	-
6DAHGA	HHE Athletic Training Grad Asst				45,430	(21,000)	(4,419)			63,299	83,310
6DAHHI	INDC Health & Human Enrich INBRE						(649)		(282)	931	-
6DAHHP	INDC-Dept-HHP								(1,962)	1,962	-
6DAHJD	Center for Active Living								(4,054)	4,054	-
6DAHPC	HHE Course Fees	634					(1,527)		(1,409)	2,302	-
6DAHPC	Athletic Training Program Fees	4,000					(3,028)		(2,135)	1,163	-
6DAHPC	INDC-HHP-M King								(3,175)	3,175	-
6DAINA	Instrumental Activities				10,433	(2,258)	(5,892)		(2,283)	-	-
6DAINB	INDC-INBRE Admin					(2,080)			(13,387)	15,467	-
6DAIND	INDC-Provost Office								(76,077)	76,077	-
6DAINT	Academic Initiatives	660				(97,348)	(53,069)		(150,530)	300,287	-
6DAJSF	INDC -Justice & Security Faculty #1						(617)		617	-	-
6DALSP	Library Special Projects								(3,750)	3,750	-
6DAMIN	Musical Instrument Purch Replcmnt						(720)		(34,467)	35,187	-
6DAMPS	Morgridge Fam Opp Schol Supprt									809	809
6DAMTH	Math Department - Misc								(3,487)	3,487	-
6DAMWM	Museum White Mountains Support Fund				2,994		(13,208)		(7,181)	17,395	-
6DANHD	National History Day				2,530		(3,529)		(10,893)	11,892	-
6DANUR	Nursing Program Equip Maint & Repl	1,840					13,941		(42,822)	27,041	-
6DANWP	National Writing Project in NH				13,784	(12,358)	(1,826)		400	-	-
6DAPAT	Pi Gamma Mu								(64)	64	-
6DAPER	Percussion Ensemble				64				(3,062)	2,998	-
6DAPLN	Planetarium				250		(17)		(2,774)	2,541	-
6DARAB	INDC-CRP-Benoni Amsden								(3)	3	-
6DAREG	Reggae-Equal Rights/Soc Chng								(3,523)	3,523	-
6DAREN	Athletic Training Equip Replacement						(376)		(11,006)	11,382	-
6DARGT	INDC-CRP-Guldbrandson T								(137)	137	-
6DARTC	Art Dept Course Fees	41,750					(16,178)		(29,350)	3,778	-
6DARTG	Art Gallery Sales								(3,230)	3,230	-
6DARUR	Center for Rural Partnerships								(6,773)	6,773	-
6DASAI	Study Abroad Italy-Sorrento								(4,445)	4,445	-
6DASOC	INDC - Social Work Faculty #1						(224)		224	-	-
6DASS2	Social Science-Events 2								(49)	49	-
6DASTD	Sigma Tau Delta Honor Society				60		(45)		(499)	484	-
6DATAF	India Trip								(252)	252	-
6DATAT	Arts and Technology Program Trips				4,280		(4,314)			34	-
6DATNM	DOCS Trips #1								(5,256)	5,256	-
6DATPR	Ecuador Trip-Reitsma								(1,051)	1,051	-
6DATRM	Scotland-Starbuck								(517)	517	-
6DATRP	Soc Sci - Nicaragua FY15								(957)	957	-
6DATSW	Dominican Republic-M Toms								(1,032)	1,032	-
6DAWAT	Community Programming								(472)	472	-
6DAWCJ	Writing Center Journal								(218)	218	-

PLYMOUTH STATE UNIVERSITY
DETAILED SCHEDULE OF REVENUES, EXPENSES, AND TRANSFERS
FOR THE YEAR ENDED JUNE 30, 2020

Fund	Fund Title	Net Student Tuition	Grant Revenue¹	Auxiliary Revenue	Appropriations & Other Revenue	Employee Compensation	Supplies and Services	Other Expenses	Transfers In/(Out)	Beginning Fund Balance 06/30/2019	Ending Fund Balance 06/30/2020
6DAXDC	Chemistry Prog Equip Maint & Repl						(208)		(12,549)	12,757	-
6DAXDI	INDC Exploration & Discovery INBRE						(1,327)		100	1,227	-
6DAXDM	Meteorology Prog Equip Maint & Repl						(8,722)		(107)	9,079	250
6DBNHA	NH Interscholastic Athl Assoc									2,136	2,136
6DBPPE	Physical Plant Equip Replacement						(108,270)		(144,512)	252,782	-
6DCADD	Alumni Initiatives & Discretionary				33,116	(325)	(77,358)		40,678	3,889	-
6DCAFG	Annual Fund Grad Scholarships									2,155	2,155
6DCAFU	Annual Fund Unrestricted				56,848				(56,848)	-	-
6DCAIN	Advancement Initiatives & Disc						(84,341)		(491,312)	575,653	-
6DCCLS	2011 Campus Community Leader Schl	(5,200)			5,230					7,288	7,318
6DCCM2	Advancement Initiatives FY15-FY17						32,974		(32,974)	-	-
6DCE07	AllWell Ice Arena Endow Payout Fund				190,594				(190,594)	10	10
6DCE44	PSUAA Scholarship-Unrestrict Funds									5,184	5,184
6DCE59	William C & Helen C Gray Fund				1,826					4,625	6,451
6DCGCO	Graduating Class Trip-Odd Year								(969)	969	-
6DCIMG	Imagine A Way Unrestricted Gifts				4,471				(8,471)	4,000	-
6DCIMS	Imagine A Way Designated for Schol									1,492	1,492
6DFECM	Ecommerce								(11,195)	11,195	-
6DFINT	Finance & Admin Initiatives								(43,735)	43,735	-
6DFITP	ITS Equipment						(153,722)		214,995	-	61,273
6DFMAL	PSU Mail Services								(40,734)	40,734	-
6DFMP1	Special Projects				336,218	(48,094)	(42,600)		(1,524,572)	2,257,799	978,751
6DFREC	ITS Technology						(116,686)		296,918	16,675	196,907
6DFSAW	Study Away Programs									6,933	6,933
6DGCIF	PSU Cluster Investment Fund					(346,403)			345,627	-	(776)
6DGHIF	PSU Health Initiatives Fund				500	(96,930)	98,118		(164,406)	162,016	(702)
6DGHIG	Highland Hall - Rental Space				81,482		(33,527)			55,048	103,003
6DGIFB	PSU IFB Balances								(13,244,765)	-	(13,244,765)
6DGINV	PSU Inventories								(12,091)	213,963	201,872
6DGOCF	One-time Carry Forwards					(1,719)			1,563	-	(156)
6DGONE	One-time Expenses					(28,037)	(153,353)		179,827	-	(1,563)
6DGPHC	PSU Healthy Campus						111,608		(111,608)	-	-
6DGRIF	PSU Restructuring Investment Fund					(227,844)	(100,000)		326,698	-	(1,146)
6DGSPR	Speare Hosp. COVID-19 Billing				2,926		(2,926)			-	-
6DGSTF	PSU Separation					151,762			105,000	532,562	789,324
6DGSTR	University Strategic Initiatives								1,667,804	-	1,667,804
6DH140	Athletics				520		(165,106)		(346,995)	511,581	-
6DH145	Athletics Post Season				6,278		(33,187)		40,000	44,850	57,941
6DHABB	Baseball Sport Camps				750		(302)		(4,225)	3,777	-
6DHAMB	Men's Basketball-Sports Camps				3,833	(1,954)	(385)		(1,809)	315	-
6DHAML	Men's Lacrosse Camps & Clinics				2,500		(608)		(1,892)	-	-
6DHASC	Softball Sports Camps				6,850				(6,850)	-	-
6DHA VB	Volleyball-Sports Camps				14,400	(217)	(903)		(21,615)	8,335	-
6DHAWB	Women's Basketball-Sports Camps				3,833	(434)			(3,827)	428	-
6DHAWL	Womens Lacrosse-Sports Camp				2,370				(8,610)	6,240	-
6DHAWR	Wrestling Sports Camps				1,675	(715)	(750)		(1,141)	931	-
6DHIHM	Affiliate-Men's Ice Hockey Team								(2,555)	2,555	-
6DHSPT	PE Center Outreach Programs				1,120	(452)			(11,397)	10,729	-
6DPDES	President Discretionary Fund						(2,743)		(16,801)	19,544	-
6DPRBA	PSU Retiree Book Awards								(1,467)	1,467	-
6DPRIF	President's Innovation Fund					(126,754)	(111,355)		237,142	-	(967)
6DSADP	Admission Innovation								(85,040)	85,040	-
6DSCON	Events Discretionary Fund						(407)		1,500	83	1,176
6DSJAF	Student Conduct				23,396	(6,217)	(14,044)		(13,569)	10,434	-
6DSSCH	Student Senate Scholarship	(82,789)			22,068					60,721	-

PLYMOUTH STATE UNIVERSITY
DETAILED SCHEDULE OF REVENUES, EXPENSES, AND TRANSFERS
FOR THE YEAR ENDED JUNE 30, 2020

Fund	Fund Title	Net Student Tuition	Grant Revenue¹	Auxiliary Revenue	Appropriations & Other Revenue	Employee Compensation	Supplies and Services	Other Expenses	Transfers In/(Out)	Beginning Fund Balance 06/30/2019	Ending Fund Balance 06/30/2020
6DT120	PSU Student Activites Accounting	499,899			36,899	(124,747)	(288,648)			723,606	847,009
6DTADP	Kappa Delta Pi Honor Society									1,064	1,064
6DTAPS	Alpha Phi Sigma Honor Society				843		(1,082)			1,568	1,329
6DTCAN	Canadian Studies								(473)	473	-
6DTCSH	Costume Shop				148		(1,085)		(20)	957	-
6DTGAZ	EtaSigmaGamma/Eating Disorder H.S.	(18,300)			1,986		(2,965)			71,121	51,842
6DTGTU	Gamma Theta Upsilon Honor Society									141	141
6DTICS	International Trip-Community Service				3,800					2,626	6,426
6DTIFS	International Film Series									291	291
6DTMPS	PSU Marketing Association (MAPS)				740	(858)	(7,978)		6,885	1,211	-
6DTPAT	PAT-Meeting Support						(24)		(40)	64	-
6DTPCH	Psi Chi Honor Society									715	715
6DTPEK	Phi Epsilon Kappa Honor Society									484	484
6DTPKP	Phi Kappa Phi Honor Society				20					2,016	2,036
6D TSA2	Sustainability #2-Acad Trips								(793)	793	-
6D TSA2	Sustainability-Academic Trips								(6,374)	6,374	-
6DTWOM	Comm on the Stat of Women				400		(1,427)		(1,492)	2,519	-
6DTWPC	WPCR - NHPR				4,341					13,353	17,694
6DUPDV	Police Vehicle Replacement								(41,005)	41,005	-
	TOTAL INTERNALLY DESIGNATED	516,691	-	-	1,009,157	(1,098,736)	(1,121,457)	-	(14,284,704)	6,836,402	(8,142,647)
	AUXILIARY										
6A0ADJ	PSU Auxiliary Adjustments						23,389		(23,989)	-	(600)
6AACNC	Counseling Center			964,368		(777,512)	(225,905)		277,213	-	238,164
6AAENT	Enterprise Center @ Plymouth									15,587	15,587
6AALLW	ALLWell Center Fund			436,792			(8,271)		(624,767)	338,723	142,477
6AAREN	Ice Arena			909,227		(230,360)	(242,554)		(403,255)	1,634	34,692
6AB240	Conference Service			344,164		(155,400)	(122,752)			28,819	94,831
6AB260	Parking Enforcement			257,863		(1,698)	(157,851)		(88,000)	99,342	109,656
6AB262	Shuttle			162,892		(69,389)	(10,327)		(17,500)	68,461	134,137
6AS210	Residential Life	(219,782)		13,920,198	1,975,460	(862,438)	(7,518,016)		(7,303,533)	4,515	(3,596)
6AS215	Dining Services			5,700,409		(69,254)	(5,939,665)		(525,927)	1,939,187	1,104,750
6AS220	Hartman Union Building			2,426,268		(586,517)	(998,367)		(800,098)	4,497,044	4,538,330
6AS280	Health Services			455,525		(8,782)	(375,093)		(324,094)	686,837	434,393
	TOTAL AUXILIARY	(219,782)	-	25,577,706	1,975,460	(2,761,350)	(15,575,412)	-	(9,833,950)	7,680,149	6,842,821
	RESTRICTED GIFTS & ENDOWMENT INCOME										
6G0ADJ	PSU Restricted Gift Adjustments						10,668		(10,668)	-	-
6GAAAB	Anonymous Annual Band Schol	(650)			650					750	750
6GAACP	Cluster Supporting Gifts				25					1,205	1,230
6GAART	Art Dept General Gifts				105					125	230
6GAASG	Student Art Gallery Gifts									122	122
6GAATH	Athletic Training Program Gifts				50					-	50
6GABAR	Baroni Dance Entrepreneurship Grant						(1,000)			1,000	-
6GABPN	Panther Pitch Gifts				3,600		(3,500)			-	100
6GABSA	Business Admin Program Gifts				200					-	200
6GABUS	Business Program Gifts				600	(297)	(165)			32,826	32,964
6GABVP	Baroni Visiting Prof of Dance									123	123
6GACDF	Childrens Center Gifts				275					654	929
6GACGS	CAGS Scholarships									180	180
6GACHR	Choral Gift Acct				100					2,036	2,136
6GACJP	Criminal Justice Program Gifts				(1,000)					1,095	95
6GACMA	COBA Common Man Apprentice Schol	(1,000)			1,000					-	-
6GACMS	Communication & Media Studies Gifts				15					33	48
6GACOG	General Grad Program Gifts									650	650

PLYMOUTH STATE UNIVERSITY
DETAILED SCHEDULE OF REVENUES, EXPENSES, AND TRANSFERS
FOR THE YEAR ENDED JUNE 30, 2020

Fund	Fund Title	Net Student Tuition	Grant Revenue¹	Auxiliary Revenue	Appropriations & Other Revenue	Employee Compensation	Supplies and Services	Other Expenses	Transfers In/(Out)	Beginning Fund Balance 06/30/2019	Ending Fund Balance 06/30/2020
6GACSD	Computer Science Dept Gifts				10					1,296	1,306
6GACYB	Cybersecurity Program Gifts				1,000					-	1,000
6GADAN	Dance Program Gifts									938	938
6GADFT	Dow Family Trust Scholarship	(1,000)			3,000					2,875	4,875
6GADPT	Dept of Physical Therapy Gifts				125					596	721
6GAENG	Alumni Gifts-English Dept				45					629	674
6GAENP	Plymouth Writing Project Gifts									415	415
6GAENV	Center for the Environment									9,396	9,396
6GAES2	Bowen Geography Fund									2,000	2,000
6GAESP	Environmental Sci & Pol Gifts				30					1,546	1,576
6GAETC	Ed Theatre Collaborative Gifts				42,795		(42,256)			-	539
6GAEXS	Exercise & Sport Physiology Gifts				100					-	100
6GAFSI	Fred Smyth Inst-Music Gift				4,951		(3,128)			4,298	6,121
6GAFST	Open Learning & Teaching Collab									418	418
6GAGGS	General Graduate Scholarships									375	375
6GAHAT	Dr Levy Athl Trning Stud Prof Dev				500					435	935
6GAHIS	Artelia & Olan Ray Gift Fund	(1,000)								8,425	7,425
6GAHON	University Honors Program				1,000					-	1,000
6GAHPB	Alumni Gifts-Health & Pe Dept				270					4,265	4,535
6GAHPR	Historical Preservation Gifts				100					-	100
6GAIMP	NH-Impact Center Gifts				100					2,000	2,100
6GAJAZ	Jazz Scholarship Fund									417	417
6GALIB	Library Gifts				100		(107)			7	-
6GAMBS	MBA Scholarships									120	120
6GAMDS	Music Dept-Dance Scholarship	(1,100)			16					2,480	1,396
6GAMES	MED Scholarships									10	10
6GAMET	Ruth W Metcalfe Scholarship	(4,000)			2,000					4,500	2,500
6GAMGC	Marion G Callender '47 Music Schol	(2,000)			973					2,153	1,126
6GAMHS	M.Ed. Heritage Studies Workshop									1,500	1,500
6GAMMM	Museum of Wht Mtns Membership Gifts				25,476	(8,073)	(17,339)			96,348	96,412
6GAMP1	Museum of the Wht Mnts: Exhibitions									1,682	1,682
6GAMP2	Museum of the Wht Mnts: Exhibitions									593	593
6GAMP3	Museum of the Wht Mnts: Exhibitions									120	120
6GAMP4	Museum of the Wht Mnts: Exhibitions									500	550
6GAMP5	Museum of the Wht Mnts: Exhibitions									120	120
6GAMP6	Museum of the Wht Mnts: Exhibitions									593	593
6GAMP7	Museum of the Wht Mnts: Exhibitions									120	120
6GAMP8	Museum of the Wht Mnts: Exhibitions									500	550
6GAMP9	Museum of the Wht Mnts: Exhibitions									-	300
6GAMP10	Museum of the Wht Mnts: Exhibitions									2,502	799
6GAMP11	Museum of the Wht Mnts: Exhibitions									-	500
6GAMW2	MWM Restor & Collect Care Gifts				500					-	500
6GAMWM	Museum of the White Mtns Gifts				4,690	(69)	(171)			21,004	25,454
6GANCT	No Country Teacher Cert Prg Gift									21,308	21,308
6GANHD	National History Day				1,000					483	1,483
6GANPC	Non-Profit Curriculum Dev Gifts									42	42
6GANSB	Biology Gifts				225		(365)			12,003	11,863
6GANSK	Chemistry Gifts				150					451	601
6GANSM	Meteorology Gifts				2,684		(5,500)			5,567	2,751
6GANSN	Planetarium Gifts									1,567	1,567
6GANUR	Nursing Program Gifts				50					-	50
6GAORG	Music Organ Fund									12	12
6GAPED	Physical Education Program Gifts				100					-	100
6GAPHD	Alumni Gifts-Philosophy Dept									1,348	1,348
6GAPHT	Photography Program Gifts									558	558
6GAPMG	Piano Monster Gifts	(902)								902	-
6GAPSD	Professional Sales Leadership Prg				54,341	(655)	(32,558)			83,547	104,675
6GAPSY	Psychology Gifts									1,390	1,390
6GAPTP	Pakistani Teachers Proj Gifts									95	95
6GARFF	Rosenblum Fac Fellowship of Busines				1,199		(222)			4,419	5,396

PLYMOUTH STATE UNIVERSITY
DETAILED SCHEDULE OF REVENUES, EXPENSES, AND TRANSFERS
FOR THE YEAR ENDED JUNE 30, 2020

Fund	Fund Title	Net Student Tuition	Grant Revenue¹	Auxiliary Revenue	Appropriations & Other Revenue	Employee Compensation	Supplies and Services	Other Expenses	Transfers In/(Out)	Beginning Fund Balance 06/30/2019	Ending Fund Balance 06/30/2020
6GARMC	Cntr Rural Partnership Gifts									1,140	1,140
6GASGE	Alumni Gifts - Geography				100					2,537	2,637
6GASHI	Alumni Gifts - History				100					3,332	3,432
6GASNH	Soc Sci: Institute for NH Studies									1,210	1,210
6GASPS	Alumni Gifts - Political Science									125	125
6GASSC	Alumni Gifts Social Sci Dept				100					4,677	4,777
6GASSL	Saul O Sidore Lectureship				6,000		(9,816)		6,000	20,654	22,838
6GATDG	Theatre Dept. Gifts				70		(1,300)			1,310	80
6GATHE	PSU Theatre Arts Scholarship	(3,000)			1,271					3,260	1,531
6GATIG	TIGER Theatre Program Gifts				4,599	(3,655)	(921)			-	23
6GATLI	Holmes-PH Transformtnl Ldrshp Inst									295	295
6GATMP	Tourism Mgmt and Policy Prog Gifts				50					-	50
6GATVN	TIGER Theatre Van Gifts				18,610	(2,542)	(68)			-	16,000
6GAWTG	PSU Writers' Talent Grant									1,588	1,588
6GBCAC	Silver Center Gifts				875					2,163	3,038
6GBLAT	Lights-Athletic Fields-PSU									3,605	3,605
6GBPRO	Staff Prof Development Gifts				1,002					-	1,002
6GC000	Class of 00 Gifts									200	200
6GC912	Class of 2012 Scholarship	(500)								2,271	1,771
6GC916	Plymouth Opportunity Sch Angel Fund	(40,900)			171,101					19,494	149,695
6GC917	Panther Bus Club Annual Scholarship		(650)							650	-
6GC918	The Stepp Family Scholarship	(10,000)			15,000					4,500	9,500
6GC919	The Bonnie & Charles Still Scholars	(1,888)			953					935	-
6GC921	Vanessa K. Stewart Scholarship	(1,000)								10,000	9,000
6GC922	Class of 2009 Scholarship									1,060	1,060
6GC942	Class of 42 Reunion									125	125
6GC946	Class of 46 Reunion									50	50
6GC947	Class of 47 Reunion Gifts									855	855
6GC948	Class of 48 Reunion Gifts									8,342	8,342
6GC950	Class of 50 Gifts									795	795
6GC953	Class of 53 Gifts				17					3,483	3,500
6GC956	Class of 1956 Gifts									50	50
6GC957	Class 1957 Reunion Gifts-Unend									1	1
6GC958	Class of 1958 Gifts									470	470
6GC959	Class of 1959 Gifts									2,210	2,210
6GC960	Class of 1960									1,534	1,534
6GC961	Class of 1961 Gifts				50					650	700
6GC963	Class of '63 Panther Scholarship	(500)			4,099					8,944	12,543
6GC965	Class of 65 Reunion Gifts				50					950	1,000
6GC966	Class of 1966 Gifts									1,250	1,250
6GC968	Class of 68 Reunion Gift									72	72
6GC969	Class of 69 Reunion Gifts									5,025	5,025
6GC970	Class of 70 Reunion Gift									2,447	2,447
6GC973	Class of 73 Reunion									200	200
6GC999	Class of 99 Gifts									260	260
6GCALL	ALLWell Center Gifts									27,904	27,904
6GCALM	Alumni Relations Gifts									12,584	12,584
6GCALS	Alumni Legacy Annual Scholarship				2,500					-	2,500
6GCANS	Barbara Andresen Nursing-holding				500					4,651	5,151
6GCARP	Archives Project Gifts									1,388	1,388
6GCAW2	AllWell North Phase II Gifts				81,527					237,121	318,648
6GCAW3	AllWell III-Strength & Cond. Lab				59,393		(91,235)			53,978	22,136
6GCAWF	Athl Turf Field-Phase I Turf/Lights				57,142				(948,995)	891,853	-
6GCBKP	English Department Book Prize				170		(19)			-	151
6GCBND	Second Year PSU Band Scholarship	(500)			1,000					-	500

PLYMOUTH STATE UNIVERSITY
DETAILED SCHEDULE OF REVENUES, EXPENSES, AND TRANSFERS
FOR THE YEAR ENDED JUNE 30, 2020

Fund	Fund Title	Net Student Tuition	Grant Revenue¹	Auxiliary Revenue	Appropriations & Other Revenue	Employee Compensation	Supplies and Services	Other Expenses	Transfers In/(Out)	Beginning Fund Balance 06/30/2019	Ending Fund Balance 06/30/2020
6GCBOL	Sally Boland Essay Prize				420		(350)			-	70
6GCBWS	Bo Wiblyi Scholarship									63	63
6GCCOL	Colorado Alumni Scholarship	(1,000)			1,000					1,083	1,083
6GCCST	Elizabeth W. Cheney Studio Theatre				51,466					24,793	76,259
6GCDEV	Tower Fund Events Gifts									1,265	1,265
6GCDGC	Barbara Dearborn Golf Classic				9,641		(5,457)		(4,184)	-	-
6GCE01	Elaine Gail Vaillant Brown Schl Fnd	(3,200)			3,203					2,001	2,004
6GCE02	Class of 62 Scholarship	(2,300)			2,323					3,097	3,120
6GCE03	Morgridge Family Internship Fund				2,835					5,841	8,676
6GCE04	N Hopkins '37 & M Hopkins '20 Scho	(850)			852					95	97
6GCE05	Larry K & Dawn Ray Haynes Schol Fun	(1,200)			1,217					1,185	1,202
6GCE06	Grad Student Research Gifts				739					2,047	2,786
6GCE07	Raise the Curtain Gifts				30,132	(19,001)	(1,923)			-	9,208
6GCE08	Barry M Ross '73 Scholarship Fund	(2,000)			3,085					2,049	3,134
6GCE09	Class of 1951 Scholarship	(250)			517					122	389
6GCE11	Doris Dean Palmer '30 Endowed Schol	(650)			661					829	840
6GCE12	Harold C & Martha Zehr Schol Endowm	(800)			808					125	133
6GCE13	Switzer Fund History Prize				1,354		(1,300)			620	674
6GCE14	Student Affairs Scholarship Endowmt	(1,200)			702					511	13
6GCE15	Jane E. Babin Scholarship Fund	(825)			838					898	911
6GCE16	Trevorrow Fund for Library Interns	(3,000)			3,548					761	1,309
6GCE17	Heritage Society Endowment				692		(1,600)			6,359	5,451
6GCE18	Morgridge Opportunity Scholarship	(31,875)			39,163					22,744	30,032
6GCE19	Operating Staff Endowed Scholarship	(5,000)			2,116					4,139	1,255
6GCE1A	Michelle Morse Memorial Schol	(1,500)			1,583					1,826	1,909
6GCE1B	Kent Criminal Justice Spirit Award	(600)			612					1,162	1,174
6GCE1C	UNIQUE Endowment Allocation Plan	(398,743)			398,743					-	-
6GCE1D	Hanaway Endowment for the Perf Arts				3,891		(3,600)			243	534
6GCE1E	B Dearborn Endowed Art Schol	(1,175)			1,186					2,715	2,726
6GCE1G	Ruth Birch Marzec '48 Schl End	(1,000)			1,039					1,508	1,547
6GCE1J	James W Tethers Endowed Schol	(600)			615					34	49
6GCE1K	J Philip & Eva M Duguay Schol	(1,170)			610					570	10
6GCE1L	Forrest M & Opal M Steen Scholl	(1,200)			604					596	-
6GCE1M	Stevens-Bristow Professorship				3,947		(2,000)			14,003	15,950
6GCE1N	Imagine A Way Schol Endowment	(3,500)			2,063					1,485	48
6GCE1P	Wixson Endowed Prof of Math				2,108	(2,170)				4,252	4,190
6GCE1Q	Eugene & Joan Savage Edu Award	(2,600)			2,633					2,767	2,800
6GCE1R	Patricia Stips Lamson Library End				3,413		(985)			9,941	12,369
6GCE1S	Patricia Stips Scholarship Endowmnt	(6,370)			6,789					1,581	2,000
6GCE1T	Mary Campbell Staff Schol Payout	(5,340)			5,601					5,920	6,181
6GCE1U	Roberta T Bartlett Art Scholarship	(1,575)			2,197					2,099	2,721
6GCE1W	Roberta T Bartlett Music Schol	(2,196)			2,197					4,199	4,200
6GCE1X	Eastman-PMK/TKE Schol Endmt	(2,395)			1,261					1,315	181
6GCE1Y	Gary K Richey Endowed Schol	(225)			569					994	1,338
6GCE1Z	McCabe Leadership Scholarship Fund	(500)			1,026					66	592
6GCE20	Merilee Phillips Accounting Schol	(375)			379					776	780
6GCE21	Donald P. Wharton Endowment				1,717					8,809	10,526
6GCE22	P E Arold Memorial Fund	(2,500)			2,576					3,200	3,276
6GCE23	Class of 1937 Fund	(6,900)			2,382					5,060	542
6GCE24	Irwin Willard Jones Scholarship	(3,400)			3,470					3,344	3,414
6GCE25	Barbara Boyce Oakes Schol				4,302		(4,300)			4,155	4,157
6GCE26	Citizens Bank Endowed Schol	(1,650)			1,653					2,190	2,193
6GCE27	Beatrice Hodgdon Award-Class of '44	(3,300)			1,740					1,581	21
6GCE28	Donna Ford Memorial Fund	(138)			294					396	552
6GCE29	Myrtle L Grover Schol Fund	(5,329)			4,839					490	-

PLYMOUTH STATE UNIVERSITY
DETAILED SCHEDULE OF REVENUES, EXPENSES, AND TRANSFERS
FOR THE YEAR ENDED JUNE 30, 2020

Fund	Fund Title	Net Student Tuition	Grant Revenue¹	Auxiliary Revenue	Appropriations & Other Revenue	Employee Compensation	Supplies and Services	Other Expenses	Transfers In/(Out)	Beginning Fund Balance 06/30/2019	Ending Fund Balance 06/30/2020
6GCE2A	George & Helen Koehler Endowed Fund	(1,100)			1,148					2,217	2,265
6GCE2B	Janet Sanford Kelliher Endowed Schl	(5,000)			1,872					3,213	85
6GCE2C	Wiggett Family Student Support				451					442	893
6GCE2D	Dennise Maslakowski Grad Ed Schol	(7,500)			3,783					3,722	5
6GCE2E	Lovett Fund for Ctr for the Envir				833					1,638	2,471
6GCE2F	Mary Rita Hyde '62 Mem Schol	(675)			675					821	821
6GCE2G	Meg Petersen Endowed Scholarship	(1,400)			1,428					1,331	1,359
6GCE2H	Hage-Diversity & Intern'l Initiativ	(1,700)			1,768					2,619	2,687
6GCE2J	Trimpi Endwmnt-Perf Study Talent Gr	(5,700)			5,719					8,794	8,813
6GCE2K	Matthew S Budrow '06 Mem End Schol	(1,900)			1,930					3,407	3,437
6GCE2L	Marjorie "Marty" Stokes ES&P Schol	(500)			802					1,168	1,470
6GCE2M	Thurston-Cheney Performing Arts				1,110					847	1,957
6GCE2N	Supporting Our Stdnts Faculty Schol	(8,500)			7,963					6,254	5,717
6GCE2P	Richardson '13 Captain's Chall Schl	(5,840)			7,360					6,587	8,107
6GCE2Q	Mary E Campbell '91 Schol Endwmnt	(2,500)			4,880					1,678	4,058
6GCE2R	Helen Abbott '39 Prfshp Envir Stud				5,229	(10,252)	(320)			17,096	11,753
6GCE2S	Marrapese Keep NH Lakes Clear Schol	(1,300)			1,393					168	261
6GCE2T	John P& June Estelle Ryan Lewis '44	(2,300)			2,359					2,358	2,417
6GCE2U	Norman '37 & Cecile Demers Schol	(4,600)			2,359					2,617	376
6GCE2V	Schlesinger Mem Schol in Poli Sci	(1,500)			1,589					4,606	4,695
6GCE2W	Sharon R Parish Mem Schol	(2,300)			2,358					2,882	2,940
6GCE2X	Bernier Athletic Training Scholrshp	(2,000)			1,870					3,953	3,823
6GCE2Y	Dearborn-May Psych Scholarship-Hold				1,000					21,000	22,000
6GCE2Z	Robert & Margot Swift Endowed Schol	(2,000)			2,407					1,330	1,737
6GCE30	Gary David Johnson Scholarship	(1,200)			1,218					1,249	1,267
6GCE31	Harry Prebble Swett Fund				1,729					1,807	3,536
6GCE32	Lillian Groux Mattoon Schol	(2,800)			1,488					1,400	88
6GCE33	Bernice Goodwin Spaulding Scho	(650)			660					1,546	1,556
6GCE34	Scott Descoteaux Memorial Scho	(1,200)			1,255					3,205	3,260
6GCE35	Art Dept. Endowment Fund	(800)			877					864	941
6GCE36	Blanche Colby Stacy	(3,300)			3,360					3,184	3,244
6GCE37	Class of 1941 Emergency Fund	(300)			1,437					12,692	13,829
6GCE38	Robert L Boyd Memorial Fund				128			(96)		-	32
6GCE39	Class of 1946 Fund	(2,900)			2,927					4,589	4,616
6GCE3A	Barbara Andresen Nursing Schol	(500)			500					-	-
6GCE3B	Mark E. Bates '75 Meml Schol	(7,400)			7,447					268	315
6GCE3C	Estes German Study Abroad Schol				1,140					4,883	6,023
6GCE3D	Burton '62 Public Service Schol	(1,800)			1,858					3,274	3,332
6GCE3G	PSU Nursing Scholarship HOLDING									5,000	5,000
6GCE3H	Plant Nursing Scholarship Payout	(1,000)			1,033					14	47
6GCE3J	J Loughlin Schol Endowment Holding				6,000					10,212	16,212
6GCE3K	N Snyder Sem-at-Sea Endowmt Holding									1,040	1,040
6GCE3L	Carleton Parish Social Science Sch	(975)			979					905	909
6GCE3M	Norton Bagley '41 Library Endowment				1,032		(775)			1	258
6GCE3N	Estes Endowed Mathematics Schol	(2,000)			2,039					8,977	9,016
6GCE3O	Reverend Sidney Lovett Scholarship	(7,100)			5,034					2,066	-
6GCE3P	Colin Graham Scholarship									23,000	23,000
6GCE3Q	Ryan Chadwick Scholarship	(1,000)			6,000				(25,000)	21,000	1,000
6GCE3R	Louise McCormack Endowed Fund				480		(328)			2,468	2,620
6GCE3S	Jonathan & Cornelia Hall Endow Schl	(7,500)			6,481					4,496	3,477
6GCE3T	CGSB Award Endowment Fund	(4,500)			3,423					1,120	43
6GCE3U	Janet Claire Boisvert Prof in Educ									20,000	20,000
6GCE3V	Kathleen Arecchi Memorial Scholar	(1,500)			1,108					5,711	5,319
6GCE3X	Kelsey North Country Scholars Endow	(15,000)			11,784					7,223	4,007
6GCE3Y	The Fischler Family Scholars Payout	(2,300)			1,206					1,123	29

PLYMOUTH STATE UNIVERSITY
DETAILED SCHEDULE OF REVENUES, EXPENSES, AND TRANSFERS
FOR THE YEAR ENDED JUNE 30, 2020

Fund	Fund Title	Net Student Tuition	Grant Revenue¹	Auxiliary Revenue	Appropriations & Other Revenue	Employee Compensation	Supplies and Services	Other Expenses	Transfers In/(Out)	Beginning Fund Balance 06/30/2019	Ending Fund Balance 06/30/2020
6GCE3Z	Christopher B Eschenbach Mem Schol	(1,000)								8,040	7,040
6GCE40	Class of 1957 Fund	(600)			655					642	697
6GCE41	Charles L Currier Memorial Fun	(1,600)			1,068					588	56
6GCE42	John F. Ozog Memorial Fund	(1,600)			1,628					1,908	1,936
6GCE43	PSU Mathematics Department Fun				325					2,497	2,822
6GCE44	PSU AA Endowment Schol Fund	(6,750)			8,359					28,798	30,407
6GCE45	Dorothy Whiting Scholarship	(480)			480					452	452
6GCE46	Hartman/Kelly Endowment Schol	(325)			341					340	356
6GCE47	Brennan Hart Scholarship	(4,500)			4,597					299	396
6GCE48	Madie Barrett Scholarship	(2,700)			2,737					40	77
6GCE49	Marie Connelly Endowment Schol	(1,000)			1,043					1,967	2,010
6GCE4A	Jake Nawn Mem Annual Scholalarship	(1,500)			921					8,165	7,586
6GCE4B	The Worthen Vascak Scholarship	(500)			1,000					22,305	22,805
6GCE4D	Holmes-Pattee-Haggart Family Schol	(27,300)			29,379					13,332	15,411
6GCE4E	Holmes-Pattee-Haggart Family Endowm				29,379	(5,332)	(27,230)			36,246	33,063
6GCE4F	The McLane Family Fellowship				8,669	(9,001)				12,528	12,196
6GCE4G	DPT Scholarship				100					-	100
6GCE4H	Gary & Elizabeth Lowe Schol Payout	(3,300)			941					2,424	65
6GCE4I	Jack & Dorothy Byrne Foundation Sch	(3,000)								4,000	1,000
6GCE4J	Henry & Ethel Vittum Schol Payout	(1,800)			1,873					1,834	1,907
6GCE4K	Haverhill Civic Engagement Fund									8,304	8,304
6GCE4L	Joseph & Gail White Graduate Fellow	(5,500)			5,543					1,289	1,332
6GCE4M	Joseph McCaffrey Mem Endowed Schol	(1,000)								1,000	-
6GCE4O	Charles A Wood Jr '72 Schol Fund				11,609					8,350	19,959
6GCE4P	Michael L. Fischler Scholarship				10,850					-	10,850
6GCE4Q	Paul Berton '76 Scholarship HOLDING				5,000					-	5,000
6GCE4R	Alex Herbst '15 Mem Endowed Schol				10,527					-	10,527
6GCE4T	Nancy & Thomas Gravina Endowed Scho				2,000					-	2,000
6GCE4U	Jay Moskowitz Endow Art Music Schol				17,251					-	17,251
6GCE50	M."Rock" Kenyon Alumni	(850)			882					1,284	1,316
6GCE51	Roi White Memorial Schol	(1,900)			1,907					1,897	1,904
6GCE52	Jessie Barnes Metcalf School	(500)			1,070					2,554	3,124
6GCE53	James & Nancy Hogan Endowed Fund	(1,000)			1,994					2,104	3,098
6GCE55	Isabelle Murray Scholarship				242					587	829
6GCE56	Geneva M Smith Scholarship	(4,550)			5,351					6,483	7,284
6GCE58	Hazel Balch Moore '26 Scholars	(2,700)			2,731					3,943	3,974
6GCE60	Emma Paulsen Knapp '17 Scholar	(475)			496					650	671
6GCE61	Clarice Clark Parker Award				88		(93)			1,122	1,117
6GCE62	Ann L Wharton Scholarship	(1,400)			1,405					2,861	2,866
6GCE63	David Grierson Memorial				558		(460)			3,434	3,532
6GCE64	Robert J Doherty 86 Schol	(450)			466					528	544
6GCE65	AAUW Non Traditional Stud Schl	(800)			819					43	62
6GCE66	John Defortis Scholarship Fund	(600)			612					1,038	1,050
6GCE67	James Hamilton Memorial				76					1,610	1,686
6GCE68	Ola A Hubbard Scholarship	(99,336)			26,478					72,858	-
6GCE69	Ella O Keene Scholarship Fund	(26,827)			7,151					19,676	-
6GCE70	William L Taylor Memorial Fund	(850)			858					814	822
6GCE71	Emma Yeaton Wheeler School	(1,400)			1,421					41	62
6GCE72	Lydia Briggs Endowment				403		(45)			-	358
6GCE73	John V. Miller Jr. Payout Fund				776					-	776
6GCE74	Jeanette + Richard Collins End				5,798		(18,477)			17,043	4,364
6GCE76	Maureen Shine Bateman Mem Schl	(1,700)			1,704					1,654	1,658
6GCE77	Regina Thorton Mem Schol	(400)			405					936	941
6GCE78	Carol Anne Soucie Mem Schol	(600)			474					575	449
6GCE79	Karl Drerup Art Scholarship	(2,400)			2,491					2,389	2,480

PLYMOUTH STATE UNIVERSITY
DETAILED SCHEDULE OF REVENUES, EXPENSES, AND TRANSFERS
FOR THE YEAR ENDED JUNE 30, 2020

Fund	Fund Title	Net Student Tuition	Grant Revenue¹	Auxiliary Revenue	Appropriations & Other Revenue	Employee Compensation	Supplies and Services	Other Expenses	Transfers In/(Out)	Beginning Fund Balance 06/30/2019	Ending Fund Balance 06/30/2020
6GCE80	Norton R Bagley Scholarship	(875)			5,164					9,965	14,254
6GCE81	H B Barton Endowed Schol	(1,000)			1,075					598	673
6GCE82	Catherine & Kirk Middlekauff				725		(700)			948	973
6GCE83	Sally Boland Memorial Schol	(625)			629					595	599
6GCE84	Barbara Dearborn Math Scholars	(2,100)			2,154					3,190	3,244
6GCE85	Collins Discretionary Challenge En				690					4,743	5,433
6GCE86	C E Brown-Applied Comp Sci Sch	(3,100)			3,111					2,883	2,894
6GCE87	Mehmet & Sepril Canlar Endow Schol	(275)			297					307	329
6GCE88	Harold E Hyde Endowed Schol	(5,200)			2,750					2,451	1
6GCE91	Wm S Belvin Schol-Endowment	(3,200)			1,559					1,657	16
6GCE93	John K Walsh				824					754	1,578
6GCE94	John L Daly Scholarship Fund	(950)			958					1,655	1,663
6GCE95	HPER Alumni Merit Scholarship Fund	(600)			626					603	629
6GCE96	Cindy Kilzen Award	(275)			278					12	15
6GCE97	Class Of 1952 Scholarship	(4,500)			6,110					5,347	6,957
6GCE98	Grappone Granite State Scholars	(3,000)			2,990					22	12
6GCE99	Barbara Willey '37	(7,000)			6,248					6,428	5,676
6GCEA1	Levy Student Prof.Dev-EndowHOLDING				3,165					2,590	5,755
6GCEM1	Bertha Fauver Char Gift Anntity						(920)			1,131	211
6GCEM2	Wm&Christy Belvin Char Gft Annuity						(1,425)			5,637	4,212
6GCESM	Ellen Morin '52 Scholarship	(600)			605					400	405
6GCESV	Steve Vaillancourt Endowed Fund				244					-	244
6GCEZF	Zachary Frank Memorial Endowed Scho	(2,500)			1,029					2,500	1,029
6GCGCM	Gary Corcoran Memorial Scholarship	(750)			260					4,284	3,794
6GCHAL	Ray's Angels Scholarship	(25,613)			2,500					28,027	4,914
6GCHIN	Hinman Award for Literary Studies				150		(100)			-	50
6GCIEC	I&E Cluster Scholarship	(2,500)			2,500					2,500	2,500
6GCINT	Interdisciplinary Studies Schol				3,190					-	3,190
6GCJBA	Judith Brooks '61 Annual Schol				10,902					-	10,902
6GCJLC	Joseph L Clark Fund									15,195	15,195
6GCJLM	John M Loughlin '86 Mem Schol									50	50
6GCJRH	Jean Reaney Hobson Memorial Schol	(1,000)			369					1,727	1,096
6GCKOS	Kelsey Opportunity Scholarship	(10,000)			9,554					5,194	4,748
6GCLEC	Laundry Equipment Corp Annual Schol	(1,250)								1,562	312
6GCLPS	Leadership Prof Sales Scholarship									1,000	1,000
6GCMAR	Eugene & Natalie Martin '09 Schol				3,117					-	3,117
6GCMET	Applied Meteorology Program Gifts				1,125					-	1,125
6GCNGS	PSU Academic Nursing Scholarship				50					5,000	5,050
6GCNHP	Necchi '77 HHP Annual Scholarship	(1,000)								1,500	500
6GCNPS	Necchi '77 Prof Sales Annual Schol	(1,000)								1,000	-
6GCOKR	Okrant Family Schol-Tourism Studies	(500)			731					2,324	2,555
6GCPAR	Plymouth State Parents Schol Fund				1,775					-	1,775
6GCPBN	Paul Berton '76 Newfound Scholarshp	(4,375)			5,000					1	626
6GCPCC	Plymouth CUCC Choral Scholars									700	700
6GCPFS	Philip Frey Annual Scholarship	(2,000)								2,000	-
6GCPGN	Peace Garden Gifts									2,563	2,563
6GCPKP	Phi Kappa Phi Chap 219 Annual Schol									110	110
6GCPNS	PSU Nursing Scholarship-Holding									11,030	11,030
6GCSKD	FPS Kappa Delta Phi Scholarship	(1,000)			4,475					16,776	20,251
6GCSPG	PSU Graduate Scholarship Fund									360	360
6GCSSS	Snyder '63 Sem at Sea Annual Schol									20	20
6GCTMP	Advancement Gift Holding-Restricted				(50)					100	50
6GCTMQ	Advncmnt Gift Holding-Event Related				3,400					-	3,400
6GCTRF	Athl Turf Field-Phase II Bleachers								5,000	-	5,000
6GCUPS	Ut Prosim Scholarship	(6,095)			6,195					6,095	6,195

PLYMOUTH STATE UNIVERSITY
DETAILED SCHEDULE OF REVENUES, EXPENSES, AND TRANSFERS
FOR THE YEAR ENDED JUNE 30, 2020

Fund	Fund Title	Net Student Tuition	Grant Revenue¹	Auxiliary Revenue	Appropriations & Other Revenue	Employee Compensation	Supplies and Services	Other Expenses	Transfers In/(Out)	Beginning Fund Balance 06/30/2019	Ending Fund Balance 06/30/2020
6GCWAB	Wiggett Annual Schlrsph in Business	(2,000)								2,100	100
6GCWCG	Womens Circle of Giving Scholarship	(1,000)			8,349					6,689	14,038
6GCWDP	Walter & Dorothy Peterson Schol	(2,000)			2,000					2,000	2,000
6GCWLS	Women's Leadership Summit				4,700					-	4,700
6GCZAM	Craig Dean Zamzow MBA Scholarship				2,000					3,015	5,015
6GFDIN	Dining Program Gifts									500	500
6GFMKR	Makerspace Gifts - COVID-19				5,150		(2,296)			-	2,854
6GFTGF	PSU Golf Club Gifts				6,655		(6,655)			-	-
6GFTWR	WPCR				75		(75)			-	-
6GGGEN	Budget Only - Gifts									-	-
6GHABB	Baseball Team Gifts				76,195		(77,699)			3,498	1,994
6GHACR	Cross Country Team Gifts				3,126		(2,537)			1,926	2,515
6GHAD1	Athletics-General Alumni Fund				18,592		(21,854)			66,220	62,958
6GHAD2	Women's Athletics Alumni Fund				25		(2,000)			3,232	1,257
6GHAFB	Football Team Gifts				12,258		(22,098)			31,654	21,814
6GHAFH	Field Hockey Team Gifts				470		(3,154)			3,467	783
6GHAHS	Men's Ice Hockey Equipment						(7,826)			10,061	2,235
6GHAIH	Men's Ice Hockey Team Gifts				7,237		(11,784)			5,021	474
6GHAMB	Men's Basketball Team Gifts				1,311		(919)			2,443	2,835
6GHAML	Men's Lacrosse Team Gifts				11,421		(9,951)			3,170	4,640
6GHAMS	Men's Soccer Team Gifts				1,722		(1,793)			1,069	998
6GHASB	Women's Softball Team Gifts				11,574		(8,470)			-	3,104
6GHASK	Ski Team Gifts				9,686		(13,748)			15,521	11,459
6GHASW	Swim Team Gifts				3,515		(3,950)			7,079	6,644
6GHATF	Track and Field Team Gifts				1,790					4,144	5,934
6GHATR	Athletics Training Gifts				320					-	320
6GHAVB	Women's Volleyball Team Gifts				5,307		(4,302)			-	1,005
6GHAWB	Women's Basketball Team Gifts				409		(173)			8	244
6GHAWH	Women's Ice Hockey Team Gifts				1,798		(839)			800	1,759
6GHAWL	Women's Lacrosse Team Gifts				8,233		(3,980)			2,500	6,753
6GHAWR	Wrestling Team Gifts				3,279		(3,328)			1,005	956
6GHAWS	Women's Soccer Team Gifts				795		(4,541)			6,117	2,371
6GHAWT	Women's Tennis Team Gifts				360		(758)			1,332	934
6GHNSG	Nursing Stethoscope Gifts				5,190		(2,790)			4,050	6,450
6GHWRM	Weight Room Gifts						(909)			2,362	1,453
6GIFRM	Freight Farm Cluster Project Gifts									430	430
6GJSPN	Spanish Program Gifts				50		(800)			978	228
6GS220	Alt Spring Break Gifts				2,955		(2,955)			-	-
6GS221	Community Service Angel Tree				1,038		(1,010)			209	237
6GSCMG	Crawford-Martin Opportunity Grants									826	826
6GSCRD	Career Development & Internship				3,425					-	3,425
6GSMAP	MAPS Alumni Annual Scholarship				1,303					-	1,303
6GSPCC	Counseling Ctr Hagedorn Lib				99		(979)			2,584	1,704
6GSPED	PEEPS Gifts									100	100
6GSSEF	Plymouth Emergency Fund - COVID-19				22,704		(4,150)			-	18,554
6GSSTF	Plymouth Emergency Fund - Staff				7,250		(3,500)			-	3,750
6GSUPD	University Police Dept Gifts				1,000					100	1,100
6GSWCN	Alumni Gifts Women's Center									115	115
6GT020	Class of 2020 Gifts				160					-	160
6GTACS	American Chem Society Stdnt Chapter				784		(523)			36	297
6GTANS	Lillian F Morrissey Annual Schlrsph	(1,200)								6,165	4,965
6GTASC	ASCD Educators Club Gifts				2,845		(2,835)			-	10
6GTBTB	PSU Best Buddies Gifts				84		(84)			-	-
6GTCCS	Souza "That I May Serve" Scholarshi	(1,000)			1,000					1,100	1,100
6GTCHE	Cheerleader Gifts				2,861		(2,861)			-	-

PLYMOUTH STATE UNIVERSITY
DETAILED SCHEDULE OF REVENUES, EXPENSES, AND TRANSFERS
FOR THE YEAR ENDED JUNE 30, 2020

Fund	Fund Title	Net Student Tuition	Grant Revenue¹	Auxiliary Revenue	Appropriations & Other Revenue	Employee Compensation	Supplies and Services	Other Expenses	Transfers In/(Out)	Beginning Fund Balance 06/30/2019	Ending Fund Balance 06/30/2020
6GTCRU	Campus Crusade Christ Club Gifts				250		(200)			-	50
6GTCSE	Cact & Succul Enthusiast Club Gifts				53		(53)			-	-
6GTDTM	Dance Team Gifts				9,171		(10,945)			1,774	-
6GTENA	ENACTUS				1,035		(1,310)			2,361	2,086
6GTESG	Eta Sigma Gamma Honor Society Gifts				1,366					132	1,498
6GTFLM	The Film Club				1,295		(161)			-	1,134
6GTFRI	PSU Ultimate Frisbee Club Gift				1,100		(1,100)			-	-
6GTFRN	French Program Gifts				50					978	1,028
6GTGEO	Geog & Enviro Planning Club Gifts				2,653		(2,653)			-	-
6GTGRA	Granite Guarantee				275					1,815	2,090
6GTGRK	Greek Council Gifts				780		(500)			-	280
6GTHAM	Hammocking Club Gifts				155		(124)			111	142
6GTHHP	Health Human Performance Club Gifts				1,430		(1,430)			-	-
6GTICS	International Service Trip Gifts				134		(620)			620	134
6GTITC	PSU Investment Club				3,390		(112)			10,400	13,678
6GTKNM	Kelly Nester Memorial Gifts									30	30
6GTLPE	Lambda Pi Eta Honor Society									4	4
6GTMAP	MAPS-Marketing Assn PSU-Gifts				3,938		(3,933)			-	5
6GTMAT	Math Assn. Club Gifts				683		(149)			-	534
6GTMEC	Nat'l Assoc. Music Educ. Club Gifts				753		(753)			-	-
6GTMET	American Meteorological Soc Gifts				2,570		(2,570)			-	-
6GTMOD	Model U.N. Club Gifts				97		(97)			-	-
6GTMRG	Men's Rugby Gifts				859		(801)			213	271
6GTMTB	Mountain Biking Society Gifts				195		(195)			-	-
6GTMTN	Music Teachers Nat'l Assoc Gifts						(57)			155	98
6GTNIC	Nicaragua Club Gifts				2,630		(1,383)			-	1,247
6GTPAC	Plymouth Activities Council Gifts				25		(25)			-	-
6GTPHC	Public Health Club Gifts				9					-	9
6GTPLR	Paranormal Research Gifts				161		(161)			-	-
6GTPSY	Psychology Club Gifts				424		(424)			-	-
6GTPTC	Physical Therapy Club Gifts				300		(300)			-	-
6GTPTG	Phys Therapy Club Conference Gifts				4,543		(4,543)			-	-
6GTRIO	TRIO Club Gifts				1,600		(2,044)			2,275	1,831
6GTRNS	Recreation Sports Gift Fund				120		(110)			10	20
6GTSAC	Student Art Collective Gifts				35		(35)			-	-
6GTSAS	Student Accounting Society Gifts				525		(64)			-	461
6GTSCP	Caring Scoops-Enactus Gifts				1,000					-	1,000
6GTSEA	SAVE All Club Gifts				134		(134)			-	-
6GTSFS	NH Transfer Student Fund				1,855					1,447	52
6GTSIF	Swipe it Forward									1,071	1,071
6GTSMC	Sports Management Club Gifts				1,345		(1,070)			-	275
6GTSNA	Student Nursing Association Gifts				1,969		(1,969)			-	-
6GTSSF	PSU Student Support Fund				11,190		(15,000)			9,857	6,047
6GTSWC	Social Work Club Gifts				1,037		(871)			-	166
6GTVOC	Vocal Order Gifts									100	100
6GTVOL	PSU Volunteers Gifts				197		(194)			(3)	-
6GTWIS	Wisinski Family Endowed Gift Fund				5,000					10,000	15,000
6GTWRG	Women's Rugby Gifts				645		(558)			13	100
	TOTAL RESTRICTED GIFTS & ENDOWMENT INCOME	(1,022,367)	-	-	1,986,597	(61,047)	(566,260)	-	(977,847)	2,844,496	2,203,572
	<u>SPONSORED RESEARCH & PROGRAMS</u>										
610009	WMNF Trailhead Stewardship Intern									-	-
610010	Hubbard Brook JVA III		41,119			(25,288)	(15,831)			-	-
610013	Centennial Celebration MWM									-	-
610014	Mod2&3 Co-Occur High Fluoride Alum		17,524			(11,389)	(6,135)			-	-

PLYMOUTH STATE UNIVERSITY
DETAILED SCHEDULE OF REVENUES, EXPENSES, AND TRANSFERS
FOR THE YEAR ENDED JUNE 30, 2020

Fund	Fund Title	Net Student Tuition	Grant Revenue¹	Auxiliary Revenue	Appropriations & Other Revenue	Employee Compensation	Supplies and Services	Other Expenses	Transfers In/(Out)	Beginning Fund Balance 06/30/2019	Ending Fund Balance 06/30/2020
63C004	White Mountain Arts Festival		2,104				(2,104)			-	-
63C005	Enacting Equity, Summer Institute		3,372			(2,822)	(550)			-	-
63E129	Next Steps NH, Transition, Practice									-	-
63T003	Barriers to Active Transport'n NH									-	-
63Z056	AY18-22 NHGov Scholarshp Cohort A	(32,000)	32,000							-	-
63Z057	CY2018 Title IX Outreach									-	-
63ZU19	FY19 UNIQUE Annual Allotment									-	-
647021	N.E. Cold-Air Damming Exp. (CADES)									-	-
647022	REU:N.E. Collabaorative Atmospheric		45,486			(6,480)	(39,006)			-	-
647023	Engaging Students In Geosciences		75,269			(22,661)	(52,608)			-	-
64B007	Integrated Cur Educ Technology									-	-
64B008	Program Income/Math Dept									4,334	4,334
64G077	14-15 RI State Scholarship									1,250	1,250
64G088	15-16 VT State Scholarship									1,292	1,292
64G094	17-18 VT State Grant									3,258	3,258
64G100	The Human Trafficking Work Group NH		14,106			(11,437)	(2,669)			-	-
64G103	Educ. Tuition Partnership FY19-21		6,269			(4,111)	(2,158)			-	-
64G104	Root Causes Educational Inequities		6,831				(6,831)			-	-
64N084	National Writing Project 2006-2007									6,931	6,931
64N094	2007-2008 National Writing Project									9,533	9,533
64N230	Enterprise Center @Plymouth wrkstdy									677	677
64N244	2017-2018 CRWP, High Need Middle-HS		599				(599)			-	-
64N245	'17-'18 SEED Invitational Leadership		(555)				555			-	-
64N246	LTER: Hubbard Brook		12,168			(7,491)	(4,677)			-	-
64N247	FY17 award N.Country Teacher Cert	(35,000)	38,500				(3,500)			-	-
64N251	8th NH Eating Disorder Conference									-	-
64N252	FY18 Cooperating Collection									-	-
64N253	The People's Forest:Centennial WMNF									-	-
64N254	Conservation Fund Beebe Rvr Prjct	(1,932)	1,764				168			-	-
64N255	NHEC TIGER Support FY19		1,351			(1,022)	(329)			-	-
64N256	FY19 Littleton Scholars,Math,Bus,Ad	(3,062)	3,062							-	-
64N257	'18 Outdoor Nation N.E. Campus Club									-	-
64N258	Spofford Lake Paleolimnology		8,347			(4,000)	(4,347)			-	-
64N259	Newfound Lake Paleolimnology		366			(307)	(59)			-	-
64N260	Catching Some ZZZs									-	-
64N261	4 Tools Integrated Cluster		36,405			(36,405)				-	-
64N262	FY19 Cooperating Collection									-	-
64N263	Walking the Whts, Wilderness Ethics		4,246			(1,914)	(2,332)			-	-
64N264	Gr. Lakes Region TIGER									2,500	2,500
64N265	Measuring Multimodal Network		16,896			(10,989)	(5,907)			-	-
64N266	Panther Kickback Event									-	-
64N267	Role of "Place" in Writing		2,329				(2,329)			-	-
64N270	Economic Value NH Working Landsce		10,909			(8,643)	(2,266)			-	-
64U046	Risk Mgt III									5,906	5,906
64U048	EPSCoR Water - Workforce									186	186
64U059	INBRE - FY14 - Son									-	-
64U066	IHE Program Crosswalk									41	41
64U068	INBRE Son FY15 award									-	-
64U077	INBRE FY16 Son award									-	-
64U080	NASA Space Grant FY16-20	(37,204)	58,699			(15,000)	(6,495)			-	-
64U081	Biomedical bleeding Am. Horseshoe		(998)			(122)	(65)			1,185	-
64U085	Assessing Sm Streams-Water Quality									-	-
64U086	FY17 INBRE Son									-	-
64U087	FY17 INBRE Research Training grant									-	-
64U090	Atmospheric Rvr 4cast Reservoir Ops	(14,810)	17,401				(2,591)			-	-

PLYMOUTH STATE UNIVERSITY
DETAILED SCHEDULE OF REVENUES, EXPENSES, AND TRANSFERS
FOR THE YEAR ENDED JUNE 30, 2020

Fund	Fund Title	Net Student Tuition	Grant Revenue¹	Auxiliary Revenue	Appropriations & Other Revenue	Employee Compensation	Supplies and Services	Other Expenses	Transfers In/(Out)	Beginning Fund Balance 06/30/2019	Ending Fund Balance 06/30/2020
64U093	FY18 INBRE Research Training Grant									-	-
64U094	FY18 INBRE Chabot									-	-
64U095	FY18 INBRE Son									-	-
64U096	Sci, Obs. 4cast tools CA Atmos Riv									-	-
64U098	Eversource-UCONN Predictive Storm									-	-
64U100	Dynamics biotic impacts, sediment	(700)	13,168			(9,251)	(3,217)			-	-
64U101	FY19 INBRE Research Training		588				(588)			-	-
64U102	FY19 INBRE M. Brian									-	-
64U103	FY19 INBRE H. Doherty		783				(783)			-	-
64U104	FY19 Atmos. River Research & 4Cast		14,575			(10,919)	(3,656)			-	-
64U105	FY20 INBRE RSTG		78,575			(41,557)	(37,018)			-	-
64U110	Syn. Impacts-Brook Trout	(6,008)	11,532			(2,000)				-	3,524
64ZADJ	PSU P1 Adjustments				(838,285)				(5,000)	-	(843,285)
64ZPSC	Restricted Rev Adjustment- PSU		(214,026)				214,024		12	13,611	13,621
65C000	PSU Undistributed Salaries								(12)	12	-
65C010	Freshwater Studies Costshare									10,406	10,406
65C024	PELI Costshare '10-11									449	449
65C028	PASS Scholarship Cost Share '15-'20	(14,000)							14,000	37,333	37,333
65C035	CY2018 C-Shr Title IX Outreach									-	-
65P000	Program Income/Math Dept									620	620
65P001	NH Impact Program Income									708	708
65P002	Plymouth Writers Group Prgm Income								(29,729)	29,729	-
65P003	ESST Program Income- Turski									44	44
65Z000	Grant Holding Account		2,995							1,977	4,972
684133	FY16 Federal Workstudy									408	408
684135	FY16 SEOG									450	450
684141	FY17 SEOG									1,782	1,782
684145	FY18 Federal Workstudy									433	433
684146	FY18 PELL	5,870	(5,870)							-	-
684147	FY18 SEOG	413	(413)							-	-
684149	PASS Grant 2017-2018		405				(405)			-	-
684151	FY19 Federal Workstudy									-	-
684152	FY19 Pell	15,736	(15,736)							-	-
684153	FY19 SEOG	(211)	211							-	-
684155	PASS Grant 18-19		64,393			(37,616)	(26,777)			-	-
684156	PASS Scholarship 18-19									-	-
684157	FY20 Federal Workstudy		308,590			(308,590)				-	-
693008	Behavioral Hlth Workforce Educ Trng									-	-
693009	Behavioral Hlth participant support									-	-
693010	18-19 Behavioral Hlth Wrkfrce Educ		31,474			(20,452)	(11,022)			-	-
693011	18-19 Bev. Hlth Wrkfrce Participant									-	-
693012	BHWET Substance-Opioid Disorders		130,424			(63,886)	(66,538)			-	-
69Z001	Bienvenue NH: French Speaking Visit		14,822			(740)	(14,082)			-	-
69Z002	NBRC Annual Econ & Demographic									-	-
69Z003	NBRC Econ. & Demographic YR2									-	-
69Z004	NBRC Annual Eco.Demographic YR3									-	-
69Z005	Economic, Demographic GIS Database									-	-
69Z006	Economic & Demographic FY20		1,997			(1,309)	(688)			-	-
69Z007	FY20 GIS Analysis&Mapping		5,319			(3,446)	(1,873)			-	-
	TOTAL SPONSORED RESEARCH & PROGRAMS	(122,908)	899,375	-	(838,285)	(669,847)	(115,288)	-	(20,729)	135,055	(732,627)
	LOAN FUNDS										
6LF610	PSU Perkins Student Loan Fund				100,970		(76,572)		(179,652)	471,304	316,050
6LF631	PSU Student Loan Fund								(16,435)	16,435	-
6LF641	PSU Faculty Loan Fund									12,378	12,378

PLYMOUTH STATE UNIVERSITY
DETAILED SCHEDULE OF REVENUES, EXPENSES, AND TRANSFERS
FOR THE YEAR ENDED JUNE 30, 2020

Fund	Fund Title	Net Student Tuition	Grant Revenue¹	Auxiliary Revenue	Appropriations & Other Revenue	Employee Compensation	Supplies and Services	Other Expenses	Transfers In/(Out)	Beginning Fund Balance 06/30/2019	Ending Fund Balance 06/30/2020
6LF661	Lillian G Worcester Loan				69					69,871	69,940
	TOTAL LOAN FUNDS	-	-	-	101,039	-	(76,572)	-	(196,087)	569,988	398,368
	<u>ENDOWMENT & SIMILAR FUNDS</u>										
6M0001	Bertha H. Fauver Char Gift Annuity				(1,126)					5,248	4,122
6M0002	Wm&Christy Belvin Char Gft Annuity				869					7,621	8,490
6QC001	PSU Student Activity Endowment				(19,745)					588,136	568,391
6QC002	HPER Alumni Merit Scholarship				(560)					16,679	16,119
6QC003	Cindy Kilzen Award				(249)					7,403	7,154
6QC004	New Hampshire Transfer Student Fund				(1,660)					49,437	47,777
6QC005	Roberta T Bartlett Art Scholarship				(1,966)					58,551	56,585
6QC006	Roberta T Bartlett Music Schol				(1,966)					58,551	56,585
6QC007	AllWell Ice Arena Quasi-endmt Fund				(170,739)				8,470	5,079,610	4,917,341
6QC008	2011 Campus Community Leader Schl				(4,679)					139,364	134,685
6QC009	John P& June Estelle Ryan Lewis '44				(2,111)					62,875	60,764
6QC010	Norton Bagley '41 Library Endowment				(922)					27,487	26,565
6TC001	Ann L Wharton Scholar Endow				(1,258)					37,458	36,200
6TC002	Beatrice Hodgdon Award-Class of '44				(1,558)					46,398	44,840
6TC003	Paul E Arold Mem Scholar				(2,199)					68,867	66,668
6TC004	PSU Class of 1937				(2,130)					63,463	61,333
6TC005	Class of 1941 Emergency Fund				(1,286)					38,286	37,000
6TC006	Scott Descoteaux Scholr Fund				(1,123)					33,436	32,313
6TC007	Donna Ford Fund				(264)					7,851	7,587
6TC008	Lillian Groux Mattoon Memorial				(1,331)					39,641	38,310
6TC010	Art Dept (PSU)				350					24,156	24,506
6TC011	Madie W. Barrett				(2,349)					73,042	70,693
6TC012	Robert L. Boyd				(18)					3,393	3,375
6TC013	Class of 1946 (PSU)				397					78,013	78,410
6TC014	Class of 1957 (PSU)				(586)					17,454	16,868
6TC015	Citizens Bank Endowed Scholars				(1,478)					44,045	42,567
6TC016	Marie Connelly				(506)					27,897	27,391
6TC017	Charles L. Currier Mememorial				(955)					28,455	27,500
6TC018	William C. & Helen C. Gray				(1,633)					48,662	47,029
6TC019	Myrtle Grover Endowment				(4,330)					128,956	124,626
6TC020	Hartman/Kelly Scholarship				(305)					9,078	8,773
6TC021	James & Nancy Hogan Endowed Fund				(831)					53,372	52,541
6TC022	Gary David Johnson Mem. Sch.				(1,090)					32,469	31,379
6TC023	Irving Willard Jones Mem Fund				(3,105)					92,477	89,372
6TC024	Margaret 'Peg' Rock Kenyon				(789)					23,518	22,729
6TC025	Emma Paulsen Knapp '17 Schola				(444)					13,226	12,782
6TC026	Hazel Balch Moore				(2,443)					72,779	70,336
6TC027	Isabelle Murray Scholarship				(207)					9,612	9,405
6TC028	Barbara Boyce Oaks				(3,850)					114,666	110,816
6TC029	John F. Ozog Mem.				(1,456)					43,377	41,921
6TC030	PSU AA Scholarship Fund				(5,659)				3,000	222,780	220,121
6TC031	PSU Math Dept. Fund				(291)					8,672	8,381
6TC032	Bernice Goodwin Spaulding				(591)					17,596	17,005
6TC033	Blanche Colby Stacy Fund				(3,006)					89,556	86,550
6TC034	Harry Preble Swett				(1,547)					46,090	44,543
6TC035	Roi M White				(1,706)					50,810	49,104
6TC036	Dorothy E. Whiting				(430)					12,799	12,369
6TC037	Clarice Clark Parker Award				(78)					2,325	2,247
6TC038	Aauw Non-Traditional Student				(732)					21,815	21,083
6TC039	Robert J. Doherty '86 Scholars				(417)					12,422	12,005
6TC040	David 'Tuck' Grierson Memorial				(500)					14,871	14,371

PLYMOUTH STATE UNIVERSITY
DETAILED SCHEDULE OF REVENUES, EXPENSES, AND TRANSFERS
FOR THE YEAR ENDED JUNE 30, 2020

Fund	Fund Title	Net Student Tuition	Grant Revenue¹	Auxiliary Revenue	Appropriations & Other Revenue	Employee Compensation	Supplies and Services	Other Expenses	Transfers In/(Out)	Beginning Fund Balance 06/30/2019	Ending Fund Balance 06/30/2020
6TC041	John V. Defortis '77 Schshp				(548)					16,323	15,775
6TC042	Barbara S Dearborn				(1,438)				592	57,862	57,016
6TC043	Brennan Hart Memorial Fund				717					122,505	123,222
6TC044	Hamilton, James Scholarship				(67)					2,010	1,943
6TC045	Ella O Keene Scholarship Fund				(6,398)					190,581	184,183
6TC046	Catherine & Kirk Middlekauf				(650)					19,340	18,690
6TC047	Emma Yeaton Wheeler Scholarship				(786)					38,435	37,649
6TC048	Lydia Briggs Endowment				(360)					10,737	10,377
6TC049	Geneva M Smith Endowed Schol				(4,787)					142,596	137,809
6TC050	Ola Hubbard Scholarship				(23,691)					705,692	682,001
6TC051	Jessie Barnes Metcalf Endowmen				(957)					28,510	27,553
6TC052	William L Taylor Memorial Fund				(457)					23,115	22,658
6TC053	Jeanette & Richard Collins End				(5,188)					154,538	149,350
6TC054	John V. Miller Jr. Endowment Fund				(694)					20,676	19,982
6TC055	Carole Anne Soucie Mem Endow				(424)					12,616	12,192
6TC056	M Shine Bateman Mem Schlrshp				1,206					46,524	47,730
6TC057	Regina Thornton Mem Schol				(362)					10,788	10,426
6TC058	Karl Drerup Art Scholarship				(1,905)					66,401	64,496
6TC059	Norton R Bagley Scholarship				(4,620)					137,627	133,007
6TC060	H B Barton Memorial Scholarsh				(39)					15,816	15,777
6TC062	Sally Boland Memorial Schol				(514)					16,869	16,355
6TC063	John L Daly Scholarship Fund				(372)					25,538	25,166
6TC064	Harold E Hyde Endowed Schol				(990)					73,835	72,845
6TC065	C E Brown-Applied Comp Sci Sch				2,129					86,129	88,258
6TC066	John K Walsh Scholarship Fund				(736)					21,937	21,201
6TC067	Collins Challenge Endowment				(618)					18,389	17,771
6TC068	William S Belvin Endow Schol				(1,394)					41,539	40,145
6TC071	Class of 1952 Gifts				(5,157)					162,849	157,692
6TC072	Grappone Granite State Scholars				(2,676)					79,696	77,020
6TC073	Elaine Gail Vaillant Brown Schl-End				2,048					88,552	90,600
6TC074	Morgridge Family Internship Fund				(2,536)					75,540	73,004
6TC075	Barbara Willey '37 Endowment Fund				(5,590)					166,499	160,909
6TC076	N Hopkins '37 & M Hopkins '37 Scho				(762)					22,720	21,958
6TC078	Larry K & Dawn Ray Haynes Schol Fun				(1,089)					32,442	31,353
6TC079	Class of 1962 Scholarship Endowment				35					62,107	62,142
6TC080	Raise the Curtain Endowment Fund				(1,151)					42,043	40,892
6TC081	Barry M Ross '73 Scholarship Fund				(1,146)					51,662	50,516
6TC082	Class of 1951 Endowment				(462)					13,758	13,296
6TC084	Doris Dean Palmer '30 Endowed Schol				(591)					17,592	17,001
6TC085	Switzer Fund History Prize Endowmen				(1,211)					36,077	34,866
6TC086	Student Affairs Scholarship Endowmt				(628)					18,707	18,079
6TC087	Harold C & Martha Zehr Endowment				(421)					22,048	21,627
6TC088	Graduate Research Fund Endowment				(661)					19,696	19,035
6TC089	Jane E. Babin Scholarship Fund				(749)					22,315	21,566
6TC090	Trevorrow Fund for Library Interns				(3,053)					94,552	91,499
6TC091	Heritage Society Endowment				(1,961)					58,407	56,446
6TC092	Morgridge Opportunity Scholarship				(34,951)					1,041,095	1,006,144
6TC093	Operating Staff Endowed Scholarship				(1,057)					57,025	55,968
6TC094	Merilee Phillips Accounting Endowme				(339)					10,100	9,761
6TC095	Donald P. Wharton Endowment				(1,537)					45,774	44,237
6TC096	Michelle Morse Mem Schol Endowmnt				(1,272)					42,195	40,923
6TC098	Hanaway Endowmnt for the Perf Arts				(3,482)					103,704	100,222
6TC099	Mehmet & Sepril Canlar Endow Schol				(266)					7,916	7,650
6TC100	Eastman-PMK/TKE Schol Endmt				(1,032)					33,597	32,565
6TC101	Ruth Birch Marzec '48 Schl End				304,802					27,685	332,487

PLYMOUTH STATE UNIVERSITY
DETAILED SCHEDULE OF REVENUES, EXPENSES, AND TRANSFERS
FOR THE YEAR ENDED JUNE 30, 2020

Fund	Fund Title	Net Student Tuition	Grant Revenue¹	Auxiliary Revenue	Appropriations & Other Revenue	Employee Compensation	Supplies and Services	Other Expenses	Transfers In/(Out)	Beginning Fund Balance 06/30/2019	Ending Fund Balance 06/30/2020
6TC102	James W Tethers Endowed Schol				(550)					16,383	15,833
6TC103	J Philip & Eva M Duguay Schol				(545)					16,238	15,693
6TC104	Stevens-Bristow Professorship				(3,532)					105,186	101,654
6TC105	Imagine A Way Schol Endowment				(1,846)					54,984	53,138
6TC106	Wixson Endowed Prof of Math				(1,886)					56,178	54,292
6TC107	Eugene & Joan Savage Edu Award				(1,561)					71,002	69,441
6TC108	Patricia Stips Lamson Library End				(3,053)					90,951	87,898
6TC109	Patricia Stips Scholarship Endowmnt				(6,075)					180,949	174,874
6TC110	Forrest M & Opal M Steen Schol				(541)					16,117	15,576
6TC111	B Dearborn Endowed Art Schol				68				592	32,071	32,731
6TC112	Mary Campbell Staff Schol Endowment				(1,776)					57,194	55,418
6TC115	Gary K Richey Endowed Schol				(214)					12,493	12,279
6TC116	George & Helen Koehler Endowed Fund				(1,013)					31,651	30,638
6TC117	Janet Sanford Kelliher Endowed Schl				6,256					49,678	55,934
6TC118	Kent Criminal Justice Spirit Award				(438)					13,053	12,615
6TC119	Lovett Fund for Ctr for the Envir				(745)					22,186	21,441
6TC120	Dennise Maslakowski Grad Ed Schol				(2,634)					101,822	99,188
6TC121	Mary Rita Hyde '62 Mem Schol				858					18,005	18,863
6TC122	Meg Petersen Endowed Scholarship				(1,278)					38,056	36,778
6TC123	Hage-Diversity & Intern'l Initiativ				(1,582)					47,111	45,529
6TC124	Trimpi Endwmnt-Perf Study Talent Gr				(5,116)					152,407	147,291
6TC125	Matthew S Budrow '06 Mem End Schol				(1,674)					51,556	49,882
6TC126	Richardson '13 Captain's Chall Schl				(6,586)					196,159	189,573
6TC127	Helen Abbott '39 Prfshp Envir Stud				10,199					155,812	166,011
6TC128	Norman '37 & Cecile Demers Schol				(2,111)					62,875	60,764
6TC129	Supporting Our Stdnts Faculty Schol				5,656					53,973	59,629
6TC130	Marrapese Keep NH Lakes Clear Schol				819					37,117	37,936
6TC131	Sharon R Parish Mem Schol				(2,111)					62,866	60,755
6TC132	Bernier Athletic Training Scholrshp				18					24,409	24,427
6TC133	Schlesinger Mem Schol in Poli Sci				729					43,643	44,372
6TC134	Mark E. Bates '75 Meml Schol				(6,518)					198,453	191,935
6TC135	McCabe Leadership Scholarship Fund				(918)					27,341	26,423
6TC136	Robert & Margot Swift Endowed Schol				4,565					64,886	69,451
6TC137	Wiggett Family Student Support Endw				(404)					12,017	11,613
6TC138	Estes German Study Abroad Schol				(1,020)					30,381	29,361
6TC139	Carleton Parish Social Science Sch				(823)					26,638	25,815
6TC140	UNIQUE Endowment Alloc Plan-PSU				913,360					11,172,096	12,085,456
6TC141	Estes Endowed Mathematics Schol				(1,824)					54,351	52,527
6TC142	Burton '62 Public Service Schol				(1,663)					49,537	47,874
6TC143	Thurston-Cheney Performing Arts				(954)					32,350	31,396
6TC144	Reverend Sidney Lovett Scholarship				(4,504)					134,158	129,654
6TC145	Louise McCormack Endowed Fund				(329)					13,095	12,766
6TC146	Jonathan & Cornelia Hall Endow Schl				(3,562)					106,091	102,529
6TC147	CGSB Award Endowment Fund				(3,063)					91,222	88,159
6TC148	Kathleen Arecchi Memorial Scholar				(991)					29,519	28,528
6TC149	Kelsey North Country Scholars Endow				(10,544)					314,054	303,510
6TC150	The Fischler Family Scholars Endowm				(1,079)					32,127	31,048
6TC151	Holmes-Pattee-Haggart Family Schola				(26,286)					782,999	756,713
6TC153	Marjorie Stokes Environ Scholarship				(386)					11,509	11,123
6TC154	Holmes-Pattee-Haggart Family Endowm				(26,287)					782,999	756,712
6TC155	The McLane Family Fellowship				(7,756)					231,008	223,252
6TC156	Ellen Morin '52 Endowment				(541)					16,111	15,570
6TC157	Madeline Plant Endow Nursing Schola				(924)					27,533	26,609
6TC159	Henry and Ethel Vittum Scholarship				(1,675)					49,916	48,241
6TC162	Joseph & Gail White Graduate Fellow				(1,841)					147,714	145,873

PLYMOUTH STATE UNIVERSITY
DETAILED SCHEDULE OF REVENUES, EXPENSES, AND TRANSFERS
FOR THE YEAR ENDED JUNE 30, 2020

Fund	Fund Title	Net Student Tuition	Grant Revenue¹	Auxiliary Revenue	Appropriations & Other Revenue	Employee Compensation	Supplies and Services	Other Expenses	Transfers In/(Out)	Beginning Fund Balance 06/30/2019	Ending Fund Balance 06/30/2020
6TC163	The Bonnie & Charles Still Scholars				(776)					30,882	30,106
6TC164	Zachary Frank Memorial Endowed Scho				(921)					27,436	26,515
6TC165	Gary & Elizabeth Lowe End Schlrshp				3,143					36,734	39,877
6TC166	Steve Vaillancourt Endowed Fund				(218)					6,501	6,283
6TC167	Joseph McCaffrey Endowed Fund				364					25,988	26,352
6TC168	Bette De Rocher '61 Endowed Fund				140					10,000	10,140
6TC169	David & Martha Talbot Endowed Schol				39,470					-	39,470
6TC170	Ryan Chadwick Endowed Scholarship				(1,112)				25,000	-	23,888
6TC171	Nancy & Thomas Gravina Endowed Scho				23,888					-	23,888
	TOTAL ENDOWMENT & SIMILAR FUNDS	-	-	-	778,321	-	-	-	37,654	28,885,797	29,701,772
	PLANT FUNDS										
6N0ADJ	PSU Net Invested in Plant Adjust				18,000		250,000		(17,400)	(500,000)	(249,400)
6NG001	PSU Net Invested in Plant				(974,967)		(11,829)	(8,310,092)	5,126,925	187,156,050	182,986,087
6NG002	PSU Equipment				(23,466)			(875,147)	439,165	3,489,830	3,030,382
6NG007	2001 HEFA DEBT							(245,501)	559,192	(6,198,720)	(5,885,029)
6NG009	2001R HEFA DEBT							(119,782)	660,920	(2,994,549)	(2,453,411)
6NG011	2002 HEFA Refunding Debt							(26,033)	830,917	(804,884)	-
6NG013	2006B-2 HEFA DEBT							(397,255)	934,195	(10,073,356)	(9,536,416)
6NG015	2005A HEFA DEBT							(468,760)	(1,074,692)	(9,688,296)	(11,231,748)
6NG023	2006 HEFA Debt							(557,424)	2,969,550	(15,630,370)	(13,218,244)
6NG09A	2009A HEFA DEBT							(501,619)	962,327	(13,873,987)	(13,413,279)
6NG15A	PSU 2015A HEFA Debt							(235,310)	(589,293)	(7,174,171)	(7,998,774)
6NG16A	PSU 2016A HEFA Debt							(992,825)	4,999	(32,935,850)	(33,923,676)
6NGIFB	PSU Internal Borrowings								14,372,819	(14,372,819)	-
6X0ADJ	PSU Unexpended Plant Adjustments						5,130,227		(5,157,803)	15,000	(12,576)
6XB050	Facilities Repair & Adaption				43,729		(777,179)		2,955,573	1,934,538	4,156,661
6XB179	Safety/Environmental						(27,401)	(33,937)	60,000	108,894	107,556
6XB184	Campus Planning								(2,291,155)	2,291,155	-
6XB291	Facilities Deferred Maintenance						(238,098)		2,778,485	3,058,012	5,598,399
6XB325	Merrill Place Res Hall						(3,950)		(4,060)	2,364,621	2,356,611
6XB326	Health Hum Perf Phys Ed Ctr						(798,370)		508,940	289,430	-
6XB328	D&M 1st Floor						(52,306)		38,170	14,136	-
6XB329	Hyde Hall 120 220								(202,132)	202,132	-
6XB331	Smith Hall Renovation						(33,084)		(1,162,547)	1,195,631	-
6XB332	Student Service Center Speare								(185,323)	185,323	-
6XB333	Steam Lines- Wht Mt Apt						(1,187,787)		608,458	579,329	-
6XB334	D&M 4th Floor						(533,158)		533,158	-	-
6XB335	HUB Rubber Roof Replacement						(494,268)		237,129	257,139	-
6XB336	Episcopal Church Renovation				2,250		(368,692)	(5,100)	239,894	131,660	12
6XB338	Dining Program - Phase I SU '19				926,934		(926,935)		879,253	-	879,252
6XB339	Turf Phase I - Field & Lights						(101,377)		3,343,995	-	3,242,618
6XB342	PE Center Rooftop Solar Array						(401,368)		823,680	-	422,312
6XC002	CAC Equipment Upgrade & Replacement								(1,515)	1,515	-
6XF001	Energy Conservation Projects				2,385		(18,371)			39,568	23,582
6XF006	Purchase Of Property - PSU									188,269	188,269
6XF024	ITS Networking Projects						(21,188)		50,000	447,272	476,084
6XF026	Infrastructure IFB								(2)	2	-
6XF031	Ice Arena Repair & Renovation						(2,495)			1,384,467	1,381,972
6XF036	Museum of the White Mtns IFB								(2)	2	-
6XF038	PSU CNG Project									48,217	48,217
6XF040	Samuel Read IFB								(4)	4	-
6XF041	Steam Lines Phase I IFB								(100,678)	100,678	-
6XF042	ALLWell North IFB								(3)	3	-
6XF043	Steam Lines Phase II IFB								(1,330)	1,330	-

PLYMOUTH STATE UNIVERSITY
DETAILED SCHEDULE OF REVENUES, EXPENSES, AND TRANSFERS
FOR THE YEAR ENDED JUNE 30, 2020

Fund	Fund Title	Net Student Tuition	Grant Revenue ¹	Auxiliary Revenue	Appropriations & Other Revenue	Employee Compensation	Supplies and Services	Other Expenses	Transfers In/(Out)	Beginning Fund Balance 06/30/2019	Ending Fund Balance 06/30/2020
6XS006	Prospect Dining Remodeling								(2,046)	2,046	-
6XS021	Hartman Union Repairs								(9,513)	9,513	-
	TOTAL PLANT FUNDS	-	-	-	(5,135)	-	(617,629)	(12,768,785)	29,118,246	91,248,764	106,975,461
TOTAL PLYMOUTH STATE UNIVERSITY		\$ 49,618,022	1,113,401	25,577,706	19,500,816	(57,899,565)	(19,542,417)	(17,373,876)	(2,550,806)	121,620,802	120,064,083

¹ Grant Revenue includes Federal Pell Grants (when applicable) which is shown in nonoperating revenues/expenses on the summary statement of revenues, expenses, and changes in net position

KEENE STATE COLLEGE
DETAILED SCHEDULE OF REVENUES, EXPENSES, AND TRANSFERS
FOR THE YEAR ENDED JUNE 30, 2020

Fund	Fund Title	Net Student Tuition	Grant Revenue¹	Auxiliary Revenue	Appropriations & Other Revenue	Employee Compensation	Supplies and Services	Other Expenses	Transfers In/(Out)	Beginning Fund Balance 06/30/2019	Ending Fund Balance 06/30/2020
<u>GENERAL OPERATING & OTHER RESTRICTED FUNDS</u>											
5AG106	Other Postemployment Bnft (OPEB)	\$ -				23,584				(616,504)	(592,920)
5U0000	Keene General Operating	39,400,061	432,537		14,036,215	(48,910,642)	(3,525,869)	(4,538,414)	(6,736,531)	(8,649,678)	(18,492,321)
5U0ADJ	KSC Unrestricted Adjustments						82,543		(81,511)	-	1,032
5UA000	Academic-Gen Op									80,000	80,000
5UC000	Executive Division-Gen Op									1,530,065	1,530,065
5UD000	Financial Aid-Gen Op									939,792	939,792
5UD001	Fin Aid Honors Program Scholarship									100,000	100,000
5UE000	Advancement Div-Gen Op									50,000	50,000
5UF000	Finance & Planning-Gen Op									84,800	84,800
5UG000	General Institutional-Gen Op									(46,645)	(46,645)
5UH000	Arts & Humanities-Gen Op								(66,236)	78,909	12,673
5UL000	Library Gen Op								(2,614)	27,947	25,333
5UP000	Professional Studies-Gen Op									26,079	26,079
5UR000	Student Affairs-Gen Op									52,500	52,500
5US000	Sciences-Gen Op								(96,187)	101,187	5,000
5UT000	Physical Plant-Gen Op									456,100	456,100
5WG106	Other Postemployment Bnft (OPEB)					401,954				(10,507,744)	(10,105,790)
TOTAL GENERAL OPERATING & OTHER UNRESTRICTED FUNDS		39,400,061	432,537	-	14,036,215	(48,485,104)	(3,443,326)	(4,538,414)	(6,983,079)	(16,293,192)	(25,874,302)
<u>INTERNALLY DESIGNATED</u>											
5D0ADJ	KSC Int Desig Adjustments	500					87,468		(76,910)	-	11,058
5DA101	VPAA Indirect				2,250		(30,134)		308,093	473,847	754,056
5DA103	Academic Affairs Symposia Fund						(4,827)		5,000	36,102	36,275
5DA104	Faculty Development					(771)	(38,262)		55,000	95,569	111,536
5DA105	Student Development									29,716	29,716
5DA107	Writing Task Force									3,412	3,412
5DA108	Academic Enrichment Program					(4,881)	(14,096)		49,672	73,937	104,632
5DA110	Global Education Office (GEO)	749,441				(205,108)	(515,657)			487,314	515,990
5DA111	Ecuadorian									841	841
5DA112	Wolverhaven Exchange Program				131					124	255
5DA113	Continuing Ed Designated				167,803	(136,349)	(26,898)		20,000	197,682	222,238
5DA114	National Science Foundation Cost									8,480	8,480
5DA115	Resource25 Event					(58)				3,838	3,780
5DA116	Honor's Program Trip - A						(21,544)		16,300	5,280	36
5DA117	Honor's Program Trip - B						(1,515)		(18,740)	27,992	7,737
5DA118	Grants Office Indirect Recoveries					(1,002)	(263)		27,183	107,446	133,364
5DA119	NH DOE Statewide Educators Conf									1,218	1,218
5DA120	Honors Program Trip - C					(2,277)	(285)		2,440	-	(122)
5DA122	Young Entrepreneur's Academy									3,492	3,492
5DA123	Center for Creative Inquiry									3,290	3,290
5DBUD0	Internally Designated - KSC									-	-
5DD001	Goodell Schl for Ed. & Student Trav	(15,259)			15,259					-	-
5DE101	President Support						(147)			1,460	1,313
5DE102	Commission on Status of Women					(54)	(1,464)		2,700	13,066	14,248
5DE103	Hazel S. Hamilton Endow Payout				5,189					19,236	24,425
5DE200	Advancement - Internally Designated				82,485	(12,777)	(24,449)		(5,011)	86,844	127,092
5DE201	Advancement Unrestricted Gifts	(500)			101,188		(3,062)		(90,100)	184,421	191,947
5DE202	Alumni Designated Fund				16,872	(2,153)	(19,852)			80,177	75,044
5DE203	Alumni Center Facility								3,752	2,036	5,788
5DE205	Centennial Campus Community									23	23
5DE206	Family/Parent Relations				3,630		(4,317)			16,352	15,665
5DE207	Development-Secure Financial Future						(178,871)		125,550	195,208	141,887
5DE208	Esther A Moreau '32 Memorial Alum									22,239	22,239
5DE209	KSC Parent & Family Services	(4,000)								10,613	6,613

KEENE STATE COLLEGE
DETAILED SCHEDULE OF REVENUES, EXPENSES, AND TRANSFERS
FOR THE YEAR ENDED JUNE 30, 2020

Fund	Fund Title	Net Student Tuition	Grant Revenue¹	Auxiliary Revenue	Appropriations & Other Revenue	Employee Compensation	Supplies and Services	Other Expenses	Transfers In/(Out)	Beginning Fund Balance 06/30/2019	Ending Fund Balance 06/30/2020
5DE210	Morin, Ellen Strategic Gift Fund									181,366	181,366
5DF100	Finance & Planning Internally Desig				168,199		(168,199)			328	328
5DF101	Faculty Enrichment									14,183	14,183
5DF102	NE Association of A.P.P.A.									198	198
5DF104	Student Union Accounting									538	538
5DF105	Project FRESH									20,386	20,386
5DF106	External Admin Charges									68,380	68,380
5DF108	Utility Contingency									200,000	200,000
5DF109	Training and Professional Developme									11,910	11,910
5DF110	Council on Sustainable Futures									15,402	15,402
5DF111	IT Replacement Equipment									89,887	89,887
5DF112	Print and Mail Services				9,808	(53,802)	11,285			36,638	3,929
5DF113	One Card Project									60	60
5DF114	Institutional Research				(1)					3,396	3,395
5DF115	Canvas Migration									116,487	116,487
5DF116	Behavioral Health Improvement Inst				1,668,093	(1,121,659)	(195,795)			-	350,639
5DG100	General Institutional-Int Designate				56,475		(106,364)		(80,000)	938,736	808,847
5DG101	KSC Savings Incentives									500,000	500,000
5DGCNT	KSC Contingency Reserve									997,085	997,085
5DGEMC	Enrollment Management								1	263,847	263,848
5DGFRN	KSC Fringe Savings for STEM									-	-
5DGHIF	KSC Health Initiatives Fund					(50,384)	157,087			193,278	299,981
5DGIFB	KSC IFB Balances								(2,828,137)	-	(2,828,137)
5DGINV	KSC Inventories Designated							(691)		83,057	82,366
5DGSTF	KSC Separation Fund					(455,471)			365,562	306,593	216,684
5DH100	Theatre & Dance Designated Fund				7,142		(27,179)		12,650	38,983	31,596
5DH101	Arts & Humanities Indirect Cost					(7,771)			6,085	12,321	10,635
5DH102	Music Performance				9,286	(4,092)	(5,323)			5,392	5,263
5DH104	Arts Center Presenting Series				9,952		(37,139)		26,822	367	2
5DH105	Elderhostel				135,465	(53,103)	(17,407)			326,491	391,446
5DH107	Jonathan Daniels									1,096	1,096
5DH108	KSC Film									9	9
5DH109	Thorne Art Gallery Designated					(752)				6,570	5,818
5DH111	Summer Reading Program									12,981	12,981
5DH112	Holocaust Studies Field Trips									3,340	3,340
5DH113	New England ACDFR Regional Conf									4,901	4,901
5DH115	Professional Enhance Carry Fwd-A&H					(4,952)	(5,178)		74,390	117,210	181,470
5DH116	Film Studies Production Class 1				1,794		(1,794)			8	8
5DH117	Film Studies Production Class 2				272		(272)			1	1
5DH118	Film Studies Production Class 3				196		(196)			17	17
5DH119	Musical Instrument Replacement Fund				5,200	(1,780)	(17,001)		17,000	10,386	13,805
5DH120	Film Studies Production Class 4				14		(14)			77	77
5DH121	Film Studies Production Class 5				3,014		(3,014)			-	-
5DH122	Film Studies Production Class 6				44		(44)			-	-
5DH123	Film Studies Production Class 7				1,000		(1,000)			-	-
5DH124	Medieval & Renaissance Forum						(38)			594	556
5DJ101	NCAA Athletics/Recreation	1,187,305			105,378	(1,371,492)	(470,491)		215,484	118,002	(215,814)
5DJ104	Athletics Fundraising Generic				30,627		(64,245)			49,153	15,535
5DJ105	Fundraising-swim team				36,701	(4,076)	(23,250)			28,105	37,480
5DJ106	Fundraising-mens basketball				14,335	(7,263)	(6,683)			253	642
5DJ107	Fundraising-mens baseball				43,300		(31,178)			22,100	34,222
5DJ108	Fundraising-mens soccer				1,555	(3,098)	(10,112)		9,254	2,401	-
5DJ109	Fundraising-womens basketball				12,500		(24,979)			12,769	290
5DJ110	Fundraising-field hockey				5,501	(3,582)	(4,057)			3,183	1,045
5DJ111	Fundraising-womens soccer				82		(4,861)		8,000	4,644	7,865

KEENE STATE COLLEGE
DETAILED SCHEDULE OF REVENUES, EXPENSES, AND TRANSFERS
FOR THE YEAR ENDED JUNE 30, 2020

Fund	Fund Title	Net Student Tuition	Grant Revenue¹	Auxiliary Revenue	Appropriations & Other Revenue	Employee Compensation	Supplies and Services	Other Expenses	Transfers In/(Out)	Beginning Fund Balance 06/30/2019	Ending Fund Balance 06/30/2020
5DJ112	Fundraising-womens softball				21,706		(7,841)			9,204	23,069
5DJ113	Fundraising mens cross country									2,571	2,571
5DJ116	Fundraising-men's lacrosse				31,525		(29,536)			3,735	5,724
5DJ117	Fundraising-women's volleyball									88	88
5DJ118	Fundraising-women's lacrosse				12,777		(12,055)			21	743
5DJ120	Athletics Sports Camps				190,565	(93,609)	(91,220)		(23,254)	27,033	9,515
5DJ121	Camp-Basketball				49,604	(33,730)	(15,462)		(600)	5,654	5,466
5DJ122	Sports Camp-Cross Country									1,489	1,489
5DJ123	Women's Basketball Camp				17,053	(7,710)	(3,901)		(200)	10,318	15,560
5DJ124	Athletics Post Season				7,552	(633)	(11,382)		50,000	31,025	76,562
5DJ125	Fundraising-cheerleading				225		(28)			280	477
5DL100	Library Ind. Cost Distrib Int. Desi									2,500	2,500
5DL115	Professional Enhance Carry Fwd-Lib						(2,229)		7,130	7,819	12,720
5DP100	Professional Studies-Int Designated				460		(398)			1,047	1,109
5DP101	Professional Studies Indirect Cost						(217)			151,730	151,513
5DP102	Manufacturing Enterprise Class									250	250
5DP104	Diet Internship	130,150				(169,219)	(6,060)			188,442	143,313
5DP105	OSHA Allocation Safety Program									23	23
5DP109	Children's Literature Festival									33,137	33,137
5DP110	Story Telling Conference						(6)			982	976
5DP111	Summer Institutes									1,565	1,565
5DP113	Diverse Voices									10,462	10,462
5DP114	Biodiesel Study Project									5,435	5,435
5DP116	Safety Indirect Recoveries									2,645	2,645
5DP117	Biodiesel Operations									100,540	100,540
5DP118	SouthWest Center at KSC				98,382	(47,708)	(29,905)			73,245	94,014
5DP119	KSC Nursing Program									23,538	23,538
5DP121	Regional Ctr for Adv Manufacturing						(25,000)			25,000	-
5DP122	Early Sprouts Garden Nutrition Prog				5,425		(153)			33,749	39,021
5DP123	NH Workwise OSHA NON-21(d)									4,436	4,436
5DP124	Education Indirect Cost								2,282	1,166	3,448
5DP125	Public Health Indirect Cost						(564)		564	28	28
5DP126	Architecture & SPDI Indirect Cost								159	49	208
5DR100	Student Affairs-Int Designated				4,159		(1,540)			97,548	100,167
5DR101	Pepsi Partnership	(45,000)			100,000		(57,511)		(1,835)	387,110	382,764
5DR103	Enrollment Planning									4,644	4,644
5DR201	HMS & Judicial System Project									28,223	28,223
5DR301	Student Center									180	180
5DR302	KSC Student Activity Fee	539,739			97,801	(40,826)	(284,779)		(17,036)	753,601	1,048,500
5DR303	KSC Class Dues	34,836			2,656	(150)	(14,718)			66,626	89,250
5DR304	Student Activities-Equinox					(24,852)	(45,519)		14,036	56,336	1
5DR401	Delta Mu Delta				810					804	1,614
5DR403	Gamma Theta Upsilon									643	643
5DR404	Kappa Delta Pi				669		(1,041)			745	373
5DR405	Kappa Mu Epsilon						60			984	1,044
5DR406	Omicron Delta Epsilon									208	208
5DR407	Phi Alpha Theta				300		(250)			30	80
5DR409	Phi Delta Phi									192	192
5DR411	Phi Sigma Iota									132	132
5DR412	Psi Chi									1,355	1,355
5DR413	Rho Sigma Kappa									686	686
5DR415	Sigma Tau Delta									689	689
5DR416	Inter-Fraternity Council				1,950		(2,515)			4,319	3,754
5DR417	Panhellenic				7,250		(3,868)			5,170	8,552
5DR418	Comm Service Int'l Service Programs									113	113

KEENE STATE COLLEGE
DETAILED SCHEDULE OF REVENUES, EXPENSES, AND TRANSFERS
FOR THE YEAR ENDED JUNE 30, 2020

Fund	Fund Title	Net Student Tuition	Grant Revenue¹	Auxiliary Revenue	Appropriations & Other Revenue	Employee Compensation	Supplies and Services	Other Expenses	Transfers In/(Out)	Beginning Fund Balance 06/30/2019	Ending Fund Balance 06/30/2020
5DR419	KSC Operating Staff Council				100		(2)			152	250
5DR420	Nat'l Society of Collegiate Scholar									515	515
5DR421	Lambda Pi Eta									227	227
5DR422	Upsilon Pi Epsilon									18	18
5DR423	Alpha Kappa Delta									61	61
5DR425	Order of Omega				1,090		(700)			-	390
5DR426	Pi Sigma Alpha - Poli Sci Honor Soc									275	275
5DR427	Zeta Chi Rho				80					1,351	1,431
5DR428	Alpha Psi Omega				120		(2)			1,607	1,725
5DS100	Sciences-Int Designated				43,464		(41,402)			29,386	31,448
5DS101	Sciences Indirect Cost					(5,255)			88,681	192,137	275,563
5DS102	Geography Field Trips				600		(600)			19	19
5DS103	Cartography									6,147	6,147
5DS105	Small Business Institute									4,093	4,093
5DS108	Geographic Alliance									56,848	56,848
5DS110	Stable Isotope and Spectrometry									14,532	14,532
5DS111	Rwanda Trip									1,741	1,741
5DS114	Biology Field Trips									191	191
5DS115	Professional Enhance Carry Fwd-Sci						(500)		153,652	135,913	289,065
5DS116	NE Intercollegiate Geological Conf									3,670	3,670
5DS117	Psychology Indirect Cost								1,071	5,893	6,964
5DS118	Biology Indirect Cost						(1,196)		9,025	4,159	11,988
5DS119	Chemistry Indirect Cost								2,696	3,702	6,398
5DS120	Environmental Studies Indirect Cost								1,379	1,831	3,210
5DT100	Central Stores-Designated						(2,657)			10,004	7,347
5DT102	KSC ROCKS Fund									7,798	7,798
	TOTAL INTERNALLY DESIGNATED	2,577,212	-	-	3,417,062	(3,932,399)	(2,550,313)	-	(1,460,901)	9,666,178	7,716,839
	<u>AUXILIARY</u>										
5A0ADJ	KSC Auxiliary Adjustments									-	-
5AA101	SPUR									76,210	76,210
5AA102	Continuing Ed-OSHA			1,641,809		(549,764)	(562,747)	(9,867)	(333,000)	1,504,984	1,691,415
5AA103	Small Business									76	76
5AA104	Link Program			90,000		(37,784)	(43,743)			14,633	23,106
5AA105	Arts Center Facility			43,342		(19,134)	(14,472)		(7,017)	85,306	88,025
5AA110	Art Center Rental Tickets						610			50	660
5AF103	Bookstore						(1,995)		1,765	1,066,338	1,066,108
5AF104	Telecom					(617,899)	323,695	(117)	384,991	1,379,559	1,470,229
5AF105	Owl Card Operations			11,815			(106,659)		95,000	103,248	103,404
5AJ100	Intramural Recreation			1,283,236	83,405	(385,981)	(510,423)		(368,918)	1,481,863	1,583,182
5AJ101	Gym/Pool Use			6,260		(638)	(4,836)			18,281	19,067
5AR101	Parking & Shuttle Services			344,617	11,250	(185,066)	(148,599)		54,300	405,281	481,783
5AR102	Student Center			1,764,955	114,296	(532,530)	(685,100)		(835,436)	1,588,093	1,414,278
5AR103	Food Court Facility Use									4,670	4,670
5AR104	College Camp Operations			20,275		(3,151)	(7,697)	(5,036)		127,712	132,103
5AR105	Facility Rental (Non-Gym)					(45)				19,045	19,000
5AR106	Student Conduct Fines			68,121			(25,720)			361,168	403,569
5AR107	Conference Services			112,064		(76,685)	(59,975)		(3,752)	136,501	108,153
5AR200	Residence Life			11,986,715	771,099	(1,241,596)	(7,046,704)	(11,881)	(7,936,823)	1,898,621	(1,580,569)
5AR201	Carle Hall Prog			244			4,753			1,762	6,759
5AR203	Residence Hall Organization						(37)			25,074	25,037
5AR204	East Halls Programming						(812)			5,346	4,534
5AR205	Huntress/Fiske Prog						(1,015)			4,915	3,900
5AR206	Holloway Hall Prog						(1,102)			3,540	2,438
5AR207	Randall/Monadnock Programs						(777)			1,917	1,140

KEENE STATE COLLEGE
DETAILED SCHEDULE OF REVENUES, EXPENSES, AND TRANSFERS
FOR THE YEAR ENDED JUNE 30, 2020

Fund	Fund Title	Net Student Tuition	Grant Revenue¹	Auxiliary Revenue	Appropriations & Other Revenue	Employee Compensation	Supplies and Services	Other Expenses	Transfers In/(Out)	Beginning Fund Balance 06/30/2019	Ending Fund Balance 06/30/2020
5AR208	Owls Nest/1 Butler Ct Programs						(1,489)			8,543	7,054
5AR209	The Apartments									4,178	4,178
5AR210	Resident Asst Organization			3,650			4,943			80,609	89,202
5AR211	Hall Council						(238)			8,887	8,649
5AR214	Carle Hall Summer Concession									6,425	6,425
5AR215	Res Life Student Services			3,982			(1,012)			15,386	18,356
5AR216	Living Learning Community Programs						(1,588)			15,264	13,676
5AR217	Dining			6,920,698	407,423	(12,137)	(6,641,484)		(1,075,127)	1,198,716	798,089
5AR300	Center for Health and Wellness			739,315		(534,259)	(199,521)		691	288,531	294,757
5AR301	Counseling Center			723,402		(676,394)	(85,758)			316,650	277,900
	TOTAL AUXILIARY	-	-	25,764,500	1,387,473	(4,873,063)	(15,819,502)	(26,901)	(10,023,326)	12,257,382	8,666,563
	<u>RESTRICTED GIFTS & ENDOWMENT INCOME</u>										
5G0ADJ	KSC Restricted Gift Adjustments				207,862		136,705		(136,705)	-	207,862
5G0HST	Old Gifts--Convert Only									25	25
5GA101	Academic Affairs Generic Gifts									3,726	3,726
5GA102	Sidore Series				5,000		(19,145)			14,711	566
5GA103	Kristallnacht Gift				280		(935)			657	2
5GA105	Career Service Coop Gift				12,017		(4,329)			44,158	51,846
5GA106	Nat'l and Internat'l Exchange Gift				500					264	764
5GA107	Ewing World Affairs Payout				6,810					2,947	9,757
5GA109	Adult Learners Services Gift Fund									2,395	2,395
5GA110	Continuing Ed Conference Fund									5	5
5GA112	White/von Sell Fellowshp for Clergy									6,058	6,058
5GA114	CCHS Holocaust Museum Trip Gift Fun				2,700		(2,743)			6,290	6,247
5GA115	Academic Service-Learning Initiativ									27,723	27,723
5GA116	Honors Study Abroad Program									2,520	2,520
5GA117	Honors Program Gift Fund				18,312	(14,062)	(3,955)		18,000	38	18,333
5GA119	American Democracy Project Gift Fnd									3,076	3,076
5GA120	KSC Undergraduate Research Fund				4,999	(3,715)				3,372	4,656
5GA122	CALL Program Gift Fund				1,819		(758)			13,229	14,290
5GA123	YEA ! Young Entreprenurs Gift Fund									3,850	3,850
5GA124	KSC Chapter of ASSE Gift Fund				3,025		(3,652)			10,160	9,533
5GA125	Kids on Campus STEM Scholar Fund					(1,626)	(5,188)			25,375	18,561
5GA126	STEM Initiative				31,624	(23,849)				44,667	52,442
5GC101	Office of Diversity/Multiculturalis									371	371
5GD001	Ruth Burnham Paige Schol Payout	(2,900)			2,900					-	-
5GD002	Music Dept Scholarship Payout	(3,131)			2,930					1,667	1,466
5GD003	Granite State Scholars Schol Payout	(3,020)			3,020					1	1
5GD004	Menard, Kendall & Carlene Schol Pay	(1,239)			1,238					1	-
5GD006	Ann Waling-Women's Studies Recog Aw	(158)								158	-
5GD007	Morgan, Deb Mem Scholarship payout	(2,220)			2,220					1	1
5GD009	Nutrition Comm Serv Schol -Payout	(2,770)			1,304					1,466	-
5GD010	Anita Nestor Nutrition Schol-Payout	(1,260)			1,260					-	-
5GD011	Class of 54 Education Schol-payout	(1,384)			1,385					3	4
5GD012	Nelson Outstanding Band Member Awar	(150)								150	-
5GD013	Dr Y Scholarship Endow - Payout	(1,649)			1,649					-	-
5GD014	Matt Paul RA Meml Awd - Payout	(896)			733					896	733
5GD015	F. Burton Nelson Holocaust Annl Awd	(1,000)								4,670	3,670
5GD016	Faust Annual Geology Award									100	100
5GD017	Sandra Ellison Mem'l Schol Endow	(12,572)			12,572					-	-
5GD020	UNIQUE Endowment Allocation Plan	(385,737)			385,737					-	-
5GD022	Yarosewick Family Education Award-P	(750)			2,001					15,114	16,365
5GD025	Morris Foundation Annual Scholarshi	(60,813)			180,000	(6,831)	(13,813)		(48,000)	256,870	307,413
5GD026	Class 90-91 Lessard Mem Scholarship	(822)			908					-	86

KEENE STATE COLLEGE
DETAILED SCHEDULE OF REVENUES, EXPENSES, AND TRANSFERS
FOR THE YEAR ENDED JUNE 30, 2020

Fund	Fund Title	Net Student Tuition	Grant Revenue¹	Auxiliary Revenue	Appropriations & Other Revenue	Employee Compensation	Supplies and Services	Other Expenses	Transfers In/(Out)	Beginning Fund Balance 06/30/2019	Ending Fund Balance 06/30/2020
5GD027	Emerson & Ruth McCourt '35 Scholsp	(38,358)			38,500					39,150	39,292
5GD028	Special Financial Aid Scholarship									2,956	2,956
5GD029	Peter H. Batchelder Scholarship Fd	(18,657)			18,978					18,657	18,978
5GD030	Bureau Education Schol Payout	(2,181)			2,181					-	-
5GD031	Eder Creative Writing Schol Payout	(5,349)			5,451					5,349	5,451
5GD032	Morris Financial Aid Need									2,250	2,250
5GD033	John Michael Delehanty Arts Schol									250	250
5GD034	Fred Fosher Excellence in Writing A	(1,001)								1,001	-
5GD035	Cornelius R Lyle II Scholarship	(2,063)			2,063					1	1
5GD036	Op Staff Dpndnts Schlrsp - payout	(1,500)			1,333					167	-
5GD037	Maynard Waltz Memorial Awd Payout	(1,204)			1,204					1	1
5GD038	Monadnock Nonprofit Employees Schol									1,609	1,609
5GD039	Environmental Studies Annual Award	(499)								600	101
5GD040	Cheshire Kennel Club Vet Awd Payout				1,104				(1,103)	2,109	2,110
5GD041	Ruth Berman Mellion Music Schlrsp	(1,000)			343					1,657	1,000
5GD045	Brackett, Teacher Ed Scholarship	(3,000)			3,000					3,150	3,150
5GD046	Tyler Smith Memorial Schlrsp-Payout	(1,000)			727					1,274	1,001
5GD047	Class of 1961 Scholarship - Payout	(2,000)			1,992					8	-
5GD049	Mary Yelda Music Schlrsp-Payout	(1,917)			967					950	-
5GD050	Waterhouse, John Schol-payout	(11,039)			9,788					1,251	-
5GD053	Barbara Kirstein Nursing Sch-Payout	(1,311)			1,311					1	1
5GD054	Barbara & Richard Peterson -Payout	(2,319)			2,319					-	-
5GD055	Carroll Lehman Award - Music	(700)			100					700	100
5GD057	Class of 1963 Teacher Ed Schl Cur	(1,000)			1,000					-	-
5GD059	Judith G & John H Moody Schl-Cur	(1,000)			998					1,925	1,923
5GD062	Sherry Bovinet Schl Payout	(844)			844					-	-
5GD063	Rene Lachapelle Schl Payout				1,379					100	1,479
5GD065	Lindberg-LaCroix Veterans schl-C	(1,500)			2,000					2,135	2,635
5GD066	Ella Brown Follmer Scholarship Fund	(1,000)			1,000					1,500	1,500
5GD067	Carl Granquist History Award	(500)								4,727	4,227
5GD070	Business Partners' Scholarship Fund	(26,500)			10,000					66,150	49,650
5GD071	CALL Wonderment Schl Fund	(1,000)			9,475					6,692	15,167
5GD072	Foster Schl Occupational H & S-Cur	(1,667)			933					734	-
5GD073	Ella Keene Teacher of the Future	(1,000)			1,000					1,000	1,000
5GD074	Brighton Business Managment Schl	(1,200)			1,200					1,800	1,800
5GD075	Kay Maclean Memorial Schl Cur	(940)			940					1	1
5GD077	White Mountain Gifted Scholars PO	(14,759)								20,966	6,207
5GD078	Never too Late Scholarship	(1,000)			500					1,507	1,007
5GD079	Stelray Plastics Products SPDI Schl	(1,000)			2,000					1,000	2,000
5GD080	Fenton Fmly Dlsp Automotive Design	(2,000)			2,000					2,000	2,000
5GD081	Fenton Family Dlshp Half-Court Shot	(1,000)			1,000					-	-
5GD082	Robert J. Owen Sr Mem Scholarship	(3,000)			5,000					3,000	5,000
5GD083	Dr. Benaquist Film Studies Award	(1,000)			1,000					-	-
5GD085	KSC Little Sisters Fund Scholarship	(2,700)			16,148		(2,341)			8,021	19,128
5GD086	Red River Scholarship Fund	(1,500)			1,500					-	-
5GD087	Keene State College Promise Schlshp	(26,060)			29,108				120	26,135	29,303
5GD088	First Year Research & Writing Award	(500)			500					500	500
5GD089	Tim & Carol Holbrook Brown Award	(1,200)								9,600	8,400
5GD090	Jane and James Batts Scholarship	(5,273)			626				4,647	-	-
5GD091	International Peace Summit Scholars	(1,035)			1,500					-	465
5GD092	Risk Solutions Scholarship				5,000					-	5,000
5GE102	Ann Peters Endow Payout				580					4,801	5,381
5GE200	KSC College Gift Holding Fund				74,284				(2,215)	59,644	131,713
5GE201	Faculty Program Development Gift				2,410		(2,792)			11,200	10,818
5GE202	General Scholarship Payout Fund	(14,606)			27,017					1	12,412

KEENE STATE COLLEGE
DETAILED SCHEDULE OF REVENUES, EXPENSES, AND TRANSFERS
FOR THE YEAR ENDED JUNE 30, 2020

Fund	Fund Title	Net Student Tuition	Grant Revenue¹	Auxiliary Revenue	Appropriations & Other Revenue	Employee Compensation	Supplies and Services	Other Expenses	Transfers In/(Out)	Beginning Fund Balance 06/30/2019	Ending Fund Balance 06/30/2020
5GE276	Class of 1987 Class Gift									307	307
5GE280	Class of 1955 Gift				137					2,754	2,891
5GE281	Endowed Music Schol-Fundraiser									210	210
5GE282	Class of 1988 Gift Fund				36					720	756
5GE284	Class of 1973 Gift Fund				32				100	625	757
5GE289	Class of 2003 Gift Fund									476	476
5GE290	Golden Circle Alumni Gift Fund				5,908		(6,452)			14,312	13,768
5GE291	Class of 2004 Gift Fund				981					19,624	20,605
5GE292	KSC Special Project Gift Fund									2,510	2,510
5GE293	Class of 2005 Gift Fund				554					11,083	11,637
5GE294	AAUW - Undergrad Diversity Annual	(1,000)			1,000					1,000	1,000
5GE295	Class of 2006 Gift Fund				220					4,406	4,626
5GE296	Class of 1982 Gift Fund									100	100
5GE297	Kaddish Project									63	63
5GE298	KSC-Kalich Char Gift Annuity Payout				2,182		(4,835)		2,653	-	-
5GE299	Alumni Department Gift Fund				5,968	(12,520)	(997)			11,100	3,551
5GE300	Alumni Center Facility Enhancement				26					77	103
5GE301	Class of 1966 Gift Fund									258	258
5GE302	Class of 2007 Gift Fund				480					9,619	10,099
5GE303	Class of 2008 Gift Fund				31					619	650
5GE304	Class of 2009 Gift Fund									421	421
5GE305	Class of 1985 Gift Fund				310					6,191	6,501
5GE306	Class of 2000 Gift Fund				72					1,458	1,530
5GE307	Class of 2010 Gift Fund				177					3,552	3,729
5GE308	Class of 1986 Gift Fund				126					2,514	2,640
5GE309	Spaulding Gym Bleachers Fund									995	995
5GE310	TDS-Tech,Dsgn,Sfty Cntr Bldng Fund									49,586	49,586
5GE311	Class of 2011 Gift Fund				482					9,653	10,135
5GE312	Class of 2012 Gift Fund				191					3,823	4,014
5GE314	Legislative Initiatives									3,750	3,750
5GE315	Class of 2013 Gift Fund				99					1,994	2,093
5GE316	Class of 1968 Gift Fund				244				(4,874)	4,874	244
5GE318	Class of 1964 Gift fund	(1,500)			4,136				(32,644)	32,708	2,700
5GE320	Class of 2014 Gift Fund				199					3,979	4,178
5GE321	Class of 2015 Gift Fund									25	25
5GE322	Class of 2016 Gift Fund				217					4,329	4,546
5GE323	Holocaust & Genocide Construction								(141,702)	209,678	67,976
5GE324	Dr. Bartlett Sweet V & P Arts Schol	(12,000)			12,000					13	13
5GE325	Class of 2017 Gift Fund				206					4,123	4,329
5GE327	Class of 1975 Gift Fund				550					1,000	1,550
5GE330	Class of 1969 Gift Fund				875					-	875
5GE331	Class of 2020 Gift Fund				2,900					-	2,900
5GE400	Online Gift Clearing Fund									3	3
5GEZ01	Maxfield Young Mem Schol Endow	(8,400)			8,400					-	-
5GEZ02	Harry C Tebbetts Scholarship Endow	(74,450)			74,450					950	950
5GEZ03	Marion Frost Hudson '53 Mem. Schol	(1,649)			1,649					-	-
5GEZ04	Frank H. Blackington Jr. Mem Schol	(1,650)			1,700					-	50
5GEZ05	Dorothy E. Potter '45 Mem Schol	(1,400)			1,400					-	-
5GEZ06	KSC Student Memorial Schol Endow	(11,448)			11,450					-	2
5GEZ07	Fred Simmons Memorial Schol Endow	(2,900)			2,900					-	-
5GEZ08	KSC Family Assistance Schol Endow	(3,000)			3,000					-	-
5GEZ09	KSC Alumni Association Schol Endow	(18,800)			18,800					-	-
5GEZ10	David C. Staples Memorial Schol	(20,000)			20,000					-	-
5GEZ11	Margaret E Siegert '84 Mem Schol	(2,000)			2,000					-	-
5GEZ12	Teacher Education Scholarship	(10,500)			10,500					250	250

KEENE STATE COLLEGE
DETAILED SCHEDULE OF REVENUES, EXPENSES, AND TRANSFERS
FOR THE YEAR ENDED JUNE 30, 2020

Fund	Fund Title	Net Student Tuition	Grant Revenue¹	Auxiliary Revenue	Appropriations & Other Revenue	Employee Compensation	Supplies and Services	Other Expenses	Transfers In/(Out)	Beginning Fund Balance 06/30/2019	Ending Fund Balance 06/30/2020
5GH108	KSC Film Program Endow Payout				1,198					8,184	9,382
5GH109	Graphic Design Gift									398	398
5GH110	History Gift									895	895
5GH111	Journalism Gift									2,958	2,958
5GH112	Modern Language Gift				25					527	552
5GH113	Music Gift				11,585		(6,885)			30,959	35,659
5GH115	Theatre Gift				515		(3,155)			5,736	3,096
5GH116	Arts Center Gift				17,530		(14,184)			33,963	37,309
5GH117	Redfern USNH Endowment Payout				3,556		(3,500)			11,279	11,335
5GH118	Thorne Gallery Gift				100	(894)				3,735	2,941
5GH119	Thorne Permanent Collection Gift						(1,869)			9,069	7,200
5GH120	Thorne Endow Payout				9,020	(5,083)	(301)			13,571	17,207
5GH121	Jonathan Daniels Film Gifts									104	104
5GH122	Communications Dept Gifts						(200)			7,033	6,833
5GH123	American Studies Gift				115					633	748
5GH124	Thorne - Dublin Art Coll Gift						(76)			13,626	13,550
5GH126	Roos Art Lecture - Payout				4,907		(2,270)			13,177	15,814
5GH127	Thorne/Art Fellowship-Payout				3,370					5,224	8,594
5GH128	Media Art Center Fund									2,125	2,125
5GH129	Centennial Documentary Film									160	160
5GH130	Genocide/Holocaust Studies Acad Pro				220					501	721
5GH132	Cohen Endowed Chair Payout				114,895	(95,046)	(9,598)			16,614	26,865
5GH133	Susan Herman Award H&G Aware - Cur									3,646	3,646
5GH134	Meiszner Cohen Center End-payout									3,592	3,592
5GH135	Lewy Family Fund				300		(1,059)			2,681	1,922
5GH137	Landau Gift Fund									593	593
5GH139	Calhoun, R & J Thorne-Sagendorf Gal				1,372		(438)			2,861	3,795
5GH140	Women's and Gender Studies Dept.									482	482
5GH141	VMAC Capital Project Gift Fund									250	250
5GH142	KSC Fund for the Maint. of Artwork									12,188	12,188
5GH143	Summer Institute Genocide Studies				(16)					17,084	17,068
5GH144	Nona Fienberg Literary Award Fund									1,550	1,550
5GH145	Robert Hubbard Thorne Art Gallery					(30,898)	(49,764)			386,723	306,061
5GH146	Robert S Neuman Art Award	(1,000)			2,450					7,607	9,057
5GH147	All Steinway Fund				137,655		(90,000)			80,685	128,340
5GJ301	KSC Owls Athletic Endowment				1,620		(135)			12,017	13,502
5GJ302	Rec Sports Gift				100		(395)			1,800	1,505
5GJ303	Athletic Development Generic Gift				50,240		(61,787)		5,000	203,310	196,763
5GJ304	Baseball Team Gift				3,970		(10,038)			29,571	23,503
5GJ305	Cross Country Track Gift				4,800					6,636	11,436
5GJ306	Men's Basketball Gift				6,216		(11,731)			29,392	23,877
5GJ307	Men's Lacrosse Gift				7,845					6,272	14,117
5GJ308	Men's Soccer Gift				18,194		(18,177)			17,857	17,874
5GJ309	Women's Softball Gift				5,554					20,136	25,690
5GJ310	Swimming Gift				2,145					7,882	10,027
5GJ311	Volleyball Gift				1,045					1,265	2,310
5GJ312	Women's Basketball Gift				7,004		(5,603)			5,829	7,230
5GJ313	Women's Field Hockey Gift				6,637					16,429	23,066
5GJ314	Women's Lacrosse Gift				350		(181)			1,227	1,396
5GJ315	Women's Soccer Gift				4,575					17,607	22,182
5GJ317	Men's BasketBall Staffing Gift Fund						(85)		2,100	-	2,015
5GL101	Cohen Center General Gift				32,831	(898)	(22,741)			37,933	47,125
5GL102	Holocaust Survivors Doc Proj Gift									950	950
5GL103	Holocaust Lecture Series Payout				3,629		(3,348)			8,191	8,472
5GL105	Mason Library Gen Gift				478					645	1,123

KEENE STATE COLLEGE
DETAILED SCHEDULE OF REVENUES, EXPENSES, AND TRANSFERS
FOR THE YEAR ENDED JUNE 30, 2020

Fund	Fund Title	Net Student Tuition	Grant Revenue¹	Auxiliary Revenue	Appropriations & Other Revenue	Employee Compensation	Supplies and Services	Other Expenses	Transfers In/(Out)	Beginning Fund Balance 06/30/2019	Ending Fund Balance 06/30/2020
5GL106	E Jenkins '27 Mem Book Payout				1,976		(1,966)			3,047	3,057
5GL110	Cohen Educational Outreach				44,745	(32,961)	(1,695)			11,614	21,703
5GL111	Holocaust Summer Institute									808	808
5GL112	Mason Library Special Collection				500					69,473	69,973
5GP100	Professional Studies Gifts									258	258
5GP102	Thomas J Crowley Award	(650)			681					671	702
5GP103	Elem Ed Gift				475		(237)			8,474	8,712
5GP105	Special Ed Gift									850	850
5GP106	Child Development Center Gift									986	986
5GP107	Health Sciences Gift									226	226
5GP108	Health Fitness/Health Sciences Gift									40	40
5GP109	Nutrition/Health Sciences Gift									1,825	1,825
5GP110	Jane & James Batts Prof St Payout								(4,647)	4,647	-
5GP111	Human Performance&Movement Science						(140)			763	623
5GP112	Physical Education/Academic Gift				350		(279)			2,173	2,244
5GP113	Children's Literature Gallery Gift				500					2,552	3,052
5GP116	Safety Center Facility									51,782	51,782
5GP120	Safety Studies Program Endow-Payout				8,275		(2,376)			9,032	14,931
5GP122	Safety Academic Dept Gifts				12,453		(8,761)			3,373	7,065
5GP123	Technology/Product Design Dept Gift									24	24
5GP124	Diverse Voices from the Field									95	95
5GP125	Nutrition-Taste of Keene									46	46
5GP126	Architecture Dept Gift Fund									113	113
5GP127	Early Sprouts Garden Nutrition Prog									85	85
5GP128	Child Dev Center Facility Enhanceme									336	336
5GP129	Biodiesel Project									200	200
5GP130	Science Out Of The Box Project									99	99
5GP131	Meiszner Early Sprouts Endw-payout				1,053					5,120	6,173
5GP133	Nursing Program Gift Fund						(700)			1,276	576
5GP134	KSC RCAM Gift Fund									20,383	20,383
5GP135	KSC - Marlborough School Fund									2,349	2,349
5GP136	SPDI Gift Fund				25					3,755	3,780
5GP137	Gordon B Davis '72 Equipment Fund									10,092	10,092
5GP138	AIANH Kahn for Adv. of Architecture									2,455	2,455
5GP139	Construction Safety Ctr AGCERF									35,603	35,603
5GP140	Construction Safety Major Gift Fund				5,250					8,344	13,594
5GP141	Carole Russell Memorial Fund				1,000					1,500	2,500
5GR101	Student Affairs Generic Gifts									4,072	4,072
5GR102	Alternative Spring Break Gift				25,499		(27,821)			8,812	6,490
5GR104	AIDS-HIV Education Fund									303	303
5GR105	Student Center Generic Gift									53	53
5GR106	Greek Senate Gift									178	178
5GR107	Campus Crusade for Christ Gift									6,857	6,857
5GR109	Counseling Center Gifts									718	718
5GR110	Habitat for Humanity-KSC Chapter									4,506	4,506
5GR111	Community Service Prog Initiatives									1,020	1,020
5GR112	Comm Srvc Int'l Service Programs									2	2
5GR113	KSC ODS - Chakalos Gift									13,691	13,691
5GR114	Men's Ice Hockey Gift Fund				20,313		(12,296)			12,160	20,177
5GS101	Science Generic Gift				100					3,752	3,852
5GS102	Biology Gifts									457	457
5GS103	Chemistry Dept Gifts				15,070		(26,554)			12,534	1,050
5GS104	Computer Science Dept Gifts									2,377	2,377
5GS105	Economics Gifts									265	265
5GS106	Environmental Studies Gifts				100					695	795

KEENE STATE COLLEGE
DETAILED SCHEDULE OF REVENUES, EXPENSES, AND TRANSFERS
FOR THE YEAR ENDED JUNE 30, 2020

Fund	Fund Title	Net Student Tuition	Grant Revenue¹	Auxiliary Revenue	Appropriations & Other Revenue	Employee Compensation	Supplies and Services	Other Expenses	Transfers In/(Out)	Beginning Fund Balance 06/30/2019	Ending Fund Balance 06/30/2020
5GS107	Geography Gift KEA Payout									1,257	1,257
5GS108	Geology Dept Gift									2,761	2,761
5GS109	Mathematics Dept Gift									3,753	3,753
5GS110	Management Dept Gift				5,000					9,605	14,605
5GS111	ORANG ASLI Archive Payout				2,033	(245)				5,137	6,925
5GS112	Physics Dept Gift									328	328
5GS113	Political Science Dept Gift									108	108
5GS115	Psychology Dept Gift									797	797
5GS116	Sociology Dept Gift									195	195
5GS117	Aspergers Resource Group Gift									903	903
5GS118	Partners in Education Gift									1,512	1,512
5GS119	Small Business Institute Gift									585	585
5GS120	Science Center Enhancement Gift									7,679	7,679
5GS121	Math & Science Wkshop Gift Fund									9,010	9,010
5GS122	Science Academic Program									2,605	2,605
5GS124	Putnam Chemistry Chair - Payout				110,945	(103,979)				3,183	10,149
5GS125	Hungry Owl Food Pantry Gift Fund				102					413	515
5GT101	Memorial Trees Benches Plaques				2,502		(3,548)		2,500	46,508	47,962
	TOTAL RESTRICTED GIFTS & ENDOWMENT INCOME	(1,337,058)	-	-	2,575,564	(333,471)	(364,045)	-	(301,752)	2,966,970	3,206,208
	<u>SPONSORED RESEARCH & PROGRAMS</u>										
511000	Butt of a Joke 8-1-18 to 7-31-21		24,390			(11,825)	(12,565)			-	-
516001	Stop Sexual Violence 10-19 to 9-22		28,511			(12,611)	(15,900)			-	-
517009	OSHA Administration Portion FFY19		15,680			(12,225)	(3,455)			-	-
517010	OSHA Consultation Portion FFY19		118,323			(71,071)	(47,252)			-	-
517011	OSHA Administrative Portion FFY20		29,697			(25,080)	(4,617)			-	-
517012	OSHA Consultation Portion FFY20		265,699			(210,829)	(54,870)			-	-
53C010	Cultural Infrastructure 7-19 - 6-20		9,000				(9,000)			-	-
53D037	Governor's Success FY19	(96,000)	96,000							-	-
53D040	Worksite Lactation 1 10-18 to 6-19		(217)				217			-	-
53D041	Worksite Lactation 1 7-19 to 6-20		72,468			(15,231)	(57,237)			-	-
53D043	Physical Activity 12-5-18 to 6-30-19		6,545			(4,208)	(2,337)			-	-
53D044	Physical Activity 7-1-19 to 6-30-20		64,633			(18,083)	(46,550)			-	-
53D048	Jonathan Daniels Archive 9-19-11-20		4,321			(4,321)				-	-
53D049	Transition Portal 7-19 to 6-20		33,953			(18,827)	(15,126)			-	-
53ZU20	UNIQUE Annual Allocation FY20	(152,000)	152,000							-	-
545008	Displace & Belong 6-19 to 5-20		15,000				(15,000)			-	-
547012	RUI Exon Junction Complex		116,546			(72,884)	(43,662)			-	-
547013	RUI Seagrass Zostaria 4-19 to 3-22		15,761			(3,277)	(12,484)			-	-
54N349	Comparison Mycobiome 1-18 to 2-20		1,110				(1,110)			-	-
54N351	NCAA Internship 3-18 to 5-20		22,428			(21,396)	(1,032)			-	-
54N356	Hubbard Brook 3-18 to 2-28-21		11,415			(7,268)	(4,147)			-	-
54N357	College Literacy, SL 7/18 - 5/20		1,100				(1,100)			-	-
54N361	Presser UG Scholar Award 2019		4,000				(4,000)			-	-
54N363	Hist. Archives 4-1-19 to 12-31-19		4,909			(1,500)	(3,409)			-	-
54N365	David Dorfman Dance 4-19 to 2-20		4,000				(4,000)			-	-
54N366	Critical Ethnic Studies 7-19 - 6-20		13,774			(13,774)				-	-
54N368	Sandglass Babylon 8-19 to 3-20		3,000				(3,000)			-	-
54N369	Rink Life 10-22-19 to 02-29-20		821				(821)			-	-
54N370	Global UGRAD Spring 2020	(24,432)	24,432							-	-
54N371	Women's Vote 10-19 to 6-21		1,083				(1,083)			-	-
54N372	NY City Festivals 12-19 to 1-20		500				(500)			-	-
54N374	Jennie Powers Program - March 2020		200				(200)			-	-
54N375	Presser Scholar 2020		4,000				(4,000)			-	-
54U071	SBDC 01-01-2017 to 12-31-2017		(121)			121				-	-

KEENE STATE COLLEGE
DETAILED SCHEDULE OF REVENUES, EXPENSES, AND TRANSFERS
FOR THE YEAR ENDED JUNE 30, 2020

Fund	Fund Title	Net Student Tuition	Grant Revenue¹	Auxiliary Revenue	Appropriations & Other Revenue	Employee Compensation	Supplies and Services	Other Expenses	Transfers In/(Out)	Beginning Fund Balance 06/30/2019	Ending Fund Balance 06/30/2020
54U077	EPSCoR Track 2 Yr 3&4 8-17 to 7-19		423				(423)			-	-
54U079	Antifreeze Proteins 12-17 to 11-20		53,102			(29,245)	(23,857)			-	-
54U081	INBRE Leversee Yr. 4 7-18 to 6-19		46,542			(68)	(46,474)			-	-
54U085	INBRE Roy Chowdhury Yr 1 7-18-6-19		1,473				(1,473)			-	-
54U086	NH Bio-MADE 9-18 to 8-23		2,486			(1,695)	(791)			-	-
54U087	SBDC 1-1-19 to 12-31-19		17,411			(16,636)	(775)			-	-
54U088	INBRE Leversee Yr. 5 7-19 to 6-20		434,837			(167,199)	(267,638)			-	-
54U089	INBRE Baures Yr. 2 7-19 to 6-20		83,729			(49,260)	(34,469)			-	-
54U090	INBRE Fichtenholtz Yr2 7-19 to 6-20		46,932			(28,196)	(18,736)			-	-
54U091	INBRE Roy Chowdhury Yr 2 7-19-6-20		58,538			(28,141)	(30,397)			-	-
54U092	INBRE TIG Traviss 7-19 to 6-20		22,104			(12,924)	(9,180)			-	-
54U096	U. R. T. 6-1-20 to 8-28-20		5,280				(5,280)			-	-
54ZADJ	KSC P1 Adjustments				(709,493)		172,854		(184,944)	-	(721,583)
54ZKSC	Restricted Rev Adjustment- KSC		(432,537)				432,537			-	-
55C000	KSC Undistributed Salaries					(1,981)				2,226	245
55C083	Cost Share - General Undistributed									19,877	19,877
55C126	CS-SBDC 01-01-2017 to 12-31-2017					444				-	444
55C133	CS Antifreeze Protein 12-17 11-20					(19,077)			19,077	-	-
55C134	CS NCAA Internship 3-18 to 5-20					(5,298)	(313)			6,050	439
55C135	CS NHCF Telling Proj. 5-18 to 5-19									-	-
55C136	CS Aspire 9-1-18 to 8-31-19	(19,025)				(36,264)	9		13,621	41,659	-
55C137	CS Butt of a Joke 8-1-18 to 7-31-21					(13,290)			13,290	-	-
55C138	CS-OSHA Administrat'n Portion FFY19								(510)	510	-
55C139	CS-OSHA Consultation Portion FFY19						(30,695)		(1,838)	32,533	-
55C141	CS-SBDC 1-1-19 to 12-31-19									9,779	9,779
55C142	CS - Displace & Belong 6-19 to 5-20					(540)	(14,460)		15,000	-	-
55C143	CS Aspire 9-1-19 to 8-31-20	(11,000)				(126,884)	(9,423)		147,307	-	-
55C144	CS-OSHA Consult Portion FFY20					(11,785)	(16,537)		53,729	-	25,407
55C145	CS-Cultural Infrastrctr 7-19 - 6-20					(84,591)			90,537	-	5,946
566005	Woodsmoke Awareness 10-18 - 12-19		4,699			(813)	(3,886)			-	-
584144	Upward Bound, Yr. 4, 6-15 to 5-16		(11)			10	1			-	-
584152	Upward Bound, Yr. 5, 6-16 to 5-17									1,035	1,035
584164	PELL 7-1-18 to 6-30-19	1,804	(1,804)							-	-
584169	Upward Bound Yr. 2 6-18 to 5-19		762				(762)			-	-
584170	Aspire 9-1-18 to 8-31-19	19,025	33,154			(42,826)	(9,353)			-	-
584171	UBMS, Year 2, 9-1-18 to 8-31-19		136,921			(56,620)	(80,301)			-	-
584172	SEOG 7-1-19 to 6-30-20	(357,453)	357,453							-	-
584173	Pell 7-1-19 to 6-30-20	(3,802,465)	3,802,465							-	-
584175	CWS 7-1-19 to 6-30-20		307,662			(263,662)	(44,000)			-	-
584176	Job Locator 7-1-19 to 6-30-20		3,678				(3,678)			-	-
584177	NH Reads 7-1-19 to 6-30-20		5,095			(5,095)				-	-
584178	Upward Bound Yr. 3 6-19 to 5-20		447,365			(297,073)	(150,292)			-	-
584179	Aspire 9-1-19 to 8-31-20	(22,000)	306,729			(238,273)	(46,456)			-	-
584180	UBMS, Year 3, 9-1-19 to 8-31-20		180,058			(156,561)	(23,497)			-	-
584187	HEERF Student Aid 5-20 to 4-21				789,187		(789,187)			-	-
584189	Upward Bound Yr. 4, 6-20 to 5-21		24,836			(22,516)	(2,320)			-	-
593007	R15 Funct. Analysis 2-18 to 1-21		93,595			(62,412)	(31,183)			-	-
593008	Macrocycle Antifreeze 2-20 to 1-22		50,426			(10,265)	(40,161)			-	-
	TOTAL SPONSORED RESEARCH & PROGRAMS	(4,463,546)	7,258,364	-	79,694	(2,313,025)	(1,498,836)	-	165,269	113,669	(658,411)
	LOAN FUNDS										
5LD001	KSC Perkins Student Loan Fund				57,087		(27,088)		(139,249)	383,417	274,167
5LD020	KSC Student Loan Fund									86,835	86,835
5LD022	Tuition Loan Fund II - KSC				11,382		(44,554)			1,225,712	1,192,540
5LD023	KSC Huntley-Spaulding Loan Fd									60,567	60,567

KEENE STATE COLLEGE
DETAILED SCHEDULE OF REVENUES, EXPENSES, AND TRANSFERS
FOR THE YEAR ENDED JUNE 30, 2020

Fund	Fund Title	Net Student Tuition	Grant Revenue¹	Auxiliary Revenue	Appropriations & Other Revenue	Employee Compensation	Supplies and Services	Other Expenses	Transfers In/(Out)	Beginning Fund Balance 06/30/2019	Ending Fund Balance 06/30/2020
5LD024	Institutional L/T Loan Funds									75,369	75,369
5LD025	Keene Endow Assoc Loan Fund									67,556	67,556
	TOTAL LOAN FUNDS	-	-	-	68,469	-	(71,642)	-	(139,249)	1,899,456	1,757,034
	<u>ENDOWMENT & SIMILAR FUNDS</u>										
5M0005	KSC-Kalich Charitable Gift Annuity				45				(2,653)	2,266	(342)
5QD001	Peter H. Batchelder Scholarship Fd				(16,980)					505,787	488,807
5QD003	Barbara Kirstein Nursing Schl Endow				(1,174)					34,944	33,770
5QE001	Camp on Wilson Pond Endowment				(926)					27,601	26,675
5QE002	Alumni Program Quasi-Endowment				(5,339)					159,055	153,716
5QE003	Goodell, Ida '47 Quasi Endowment				(13,654)					406,694	393,040
5QE004	Morris August Honors Prog Quasi End				3,069				30,000	783,467	816,536
5QE005	Calhoun, R & J Thorne-Sagendorf Gal				(1,228)					36,567	35,339
5TD001	Class of 1939 International Ed				223					78,507	78,730
5TD002	Paul J. Holloway				(2,966)					88,357	85,391
5TD003	Leslie S Hubbard Scholarship				(6,223)					185,364	179,141
5TD004	Winona Vincent Hubbard				(93,963)					2,798,882	2,704,919
5TD005	Charlotte Ketcham				(1,302)					38,786	37,484
5TD006	John Kontinos				(793)					23,629	22,836
5TD008	KSC - General Scholarship				(7,603)					389,790	382,187
5TD009	KSC - Owls Athletic				(1,450)					43,186	41,736
5TD010	KSC - Parents Assoc Scholarshi				(2,469)					73,552	71,083
5TD011	People's United Bank Schlrsph End				(2,232)					66,486	64,254
5TD012	Filomena R. Raich				(6,974)					209,082	202,108
5TD013	Anna I. Rausch Scholar Fund				(786)					23,423	22,637
5TD014	Alfred & Elizabeth Thomas				(853)					25,391	24,538
5TD015	Travis-Grace Fund				(531)					34,544	34,013
5TD016	Van Rossum Fund				(551)					16,408	15,857
5TD017	Christine Young Chadwick Schol				(690)					23,397	22,707
5TD018	Jesse F Davis 37 Fund				(1,201)					35,760	34,559
5TD019	Lucille Plant Davis 38 Fund				(1,201)					35,774	34,573
5TD020	Clarke Dist Safety Studies End				(477)					14,199	13,722
5TD021	Marjorie Paulsen Hilton Sch-Cu				(16,487)					494,428	477,941
5TD022	Joseph Grilli Scholarship Endo				(1,341)					39,933	38,592
5TD023	Mary/Erik Hamilton Schol Endow				(1,737)					51,737	50,000
5TD024	Granite State Scholars Schol Endow				(2,702)					80,485	77,783
5TD025	Ruth Burnham Paige '45 Education Sc				(2,595)					77,302	74,707
5TD026	Music Dept Endowed Scholarship				(1,370)					40,796	39,426
5TD027	Menard, Kendall & Carlene Schol End				(1,107)					32,996	31,889
5TD028	Morgan, Deb Mem Scholarship Endowmt				118					61,194	61,312
5TD029	Waltz Memorial Award Endowment				(361)					32,424	32,063
5TD031	Nutrition, Comm Serv Scholar - Endo				(1,168)					34,781	33,613
5TD032	Anita R Nestor Nutrition Schol-Endo				(1,128)					33,592	32,464
5TD033	Dr. Y Scholarship Endowment				(1,475)					43,953	42,478
5TD034	Matt Paul RA Mem'l Endow Awd				(629)					19,523	18,894
5TD035	Sandra Ellison Mem'l Schol-Endow				(11,249)					335,078	323,829
5TD038	Eder Creative Writing Scholarship E				6,421					145,274	151,695
5TD040	Bureau Education Scholarship Endowm				(1,951)					58,123	56,172
5TD041	Cheshire Kennel Club Vet Award Endo				(988)					29,418	28,430
5TD042	Cornelius R Lyle II				(1,846)					54,978	53,132
5TD043	Operating Staff Dependents Schlrsph				(662)					46,423	45,761
5TD044	Tyler Smith Memorial Schlrsph-Endow				559					32,794	33,353
5TD045	Class of 1961 Endowed Scholarship				14,182					78,433	92,615
5TD046	Mary Yelda Music Schlrsph-Endowment				(865)					25,787	24,922
5TD047	John Waterhouse Schol-endow				(8,758)					260,871	252,113

KEENE STATE COLLEGE
DETAILED SCHEDULE OF REVENUES, EXPENSES, AND TRANSFERS
FOR THE YEAR ENDED JUNE 30, 2020

Fund	Fund Title	Net Student Tuition	Grant Revenue¹	Auxiliary Revenue	Appropriations & Other Revenue	Employee Compensation	Supplies and Services	Other Expenses	Transfers In/(Out)	Beginning Fund Balance 06/30/2019	Ending Fund Balance 06/30/2020
5TD048	Barbara & Richard Peterson Schlrsdp				(2,075)					61,812	59,737
5TD049	Adams, William Geography End Schol				61					21,494	21,555
5TD050	Class of 1963 Teacher Ed Schl End				2,375					48,407	50,782
5TD051	UNIQUE Endowment Alloc Plan-KSC				552,725					10,667,551	11,220,276
5TD052	Sherry Bovinet Schl Fund				(568)					22,607	22,039
5TD053	Rene Lachapelle Endowed Schl Fund				(1,065)					36,793	35,728
5TD054	Foster Schl Occupational H & S				(835)					24,864	24,029
5TD055	Kay Maclean Memorial Schl Endowment				(841)					25,048	24,207
5TD056	White Mountain Gifted Scholars End				159,864					907,426	1,067,290
5TD057	Never too Late Scholarship Endow.				4,943					21,245	26,188
5TD058	Arline and Robert Wurstner End. Sch				118					41,499	41,617
5TE001	Ann C. Peters				(504)					20,603	20,099
5TE002	The Hazel S Hamilton Endowment				(4,642)					138,278	133,636
5TE003	Aubrey & Satako Thomas Jr Scho				(766)					22,803	22,037
5TE004	KSC - Faculty & Program Endowm				(2,157)					64,241	62,084
5TE005	KSC - Volunteer Scholarship				(705)					20,997	20,292
5TE007	Hollis B Robbins Mem Endow				(603)					32,458	31,855
5TE008	Alta Townes Mem Dance Endow				1,563				6	42,764	44,333
5TE009	Cfnh Safety Studies Ldsp Award				(468)					13,944	13,476
5TE010	Hildebrandt Holocaust Award				(1,368)					40,738	39,370
5TE011	Jh Grilli Apt Memorial Fund				(822)					24,476	23,654
5TE012	Resident Assisstant Award Endo				(811)					24,183	23,372
5TE013	Kalich Family Nutrition Endow				(518)					15,433	14,915
5TE014	D Hickey-D Andrews Fund				(87)					17,622	17,535
5TE015	Liberty Mutual Math Endowed Award				(864)					25,744	24,880
5TE016	Danny Paul Hunter Mem Sch End				(918)					28,774	27,856
5TE019	Ewing World Affairs Endowment				(6,093)					181,501	175,408
5TE020	Roos Art Lecture Endowment				(4,391)					130,799	126,408
5TE021	Putnam Chair for Chemistry Endowmnt				(99,265)					2,956,793	2,857,528
5TE022	Dr Bartlett Swett V & P Art End Sch				(10,164)					521,277	511,113
5TG001	Stephanie & Joseph Baute Sch				(7,103)					211,598	204,495
5TG002	Safety Studies Program-Endow				(549)					17,872	17,323
5TG003	Class 90-91 Lessard Mem Sch-c				(716)					24,180	23,464
5TG004	Class of 54 Educ Schol Endow				(1,237)					36,990	35,753
5TG005	Thorne/art Dept Fellow Endow				(3,015)					89,820	86,805
5TG006	Cohen Center for Holocaust Studies				(35,934)					1,194,658	1,158,724
5TH002	KSC Film Program Endowment-Cur				(1,072)					31,926	30,854
5TH003	KSC - Arts Endowment				(2,661)					94,954	92,293
5TH004	Thorne Sagendorph Art Gallery				(7,211)					214,801	207,590
5TH005	Cohen Chair for Genocide Studies En				(102,802)					3,062,120	2,959,318
5TH006	Susan Herman Award H&G Aware - End				1,200					52,219	53,419
5TH007	Meiszner Cohen Center Endowment				561					29,309	29,870
5TL001	Holocaust Lecture Series				(2,579)					83,376	80,797
5TL002	Earle F Jenkins '27 Mem Book				(1,767)					52,639	50,872
5TP001	Jane & James Batts Scholarshp Endow				(560)					16,691	16,131
5TP002	Thomas J Crowley Endowed Award				(609)					18,149	17,540
5TP003	Meiszner Early Sprouts Endowment				(464)					28,077	27,613
5TS001	Orang Asli Archive Endowment				(1,350)					54,125	52,775
	TOTAL ENDOWMENT & SIMILAR FUNDS	-	-	-	207,883	-	-	-	27,353	29,786,899	30,022,135
	PLANT FUNDS										
5N0ADJ	KSC Net Invested in Plant Adjust				1,000				(1,000)	(250,000)	(250,000)
5NG003	KSC Net Invested in Plant							(7,864,486)	1,592,720	172,012,425	165,740,659
5NG004	KSC Equipment				(6,699)			(481,769)	624,933	1,829,138	1,965,603
5NG007	2001 HEFA DEBT							(526,821)	1,204,741	(13,263,080)	(12,585,160)

KEENE STATE COLLEGE
DETAILED SCHEDULE OF REVENUES, EXPENSES, AND TRANSFERS
FOR THE YEAR ENDED JUNE 30, 2020

Fund	Fund Title	Net Student Tuition	Grant Revenue¹	Auxiliary Revenue	Appropriations & Other Revenue	Employee Compensation	Supplies and Services	Other Expenses	Transfers In/(Out)	Beginning Fund Balance 06/30/2019	Ending Fund Balance 06/30/2020
5NG009	2001R HEFA DEBT							(194,016)	1,070,524	(4,850,396)	(3,973,888)
5NG011	2002 HEFA Refunding Debt							(22,411)	715,269	(692,858)	-
5NG013	2006B-2 HEFA DEBT							(476,800)	1,214,910	(12,183,421)	(11,445,311)
5NG015	2005A HEFA DEBT							(564,893)	(372,728)	(12,511,656)	(13,449,277)
5NG023	2006 HEFA Debt							(668,772)	2,553,073	(17,752,654)	(15,868,353)
5NG09A	2009A HEFA DEBT							(67,728)	227,156	(1,931,969)	(1,772,541)
5NG15A	KSC 2015A HEFA Debt							(996,075)	(454,522)	(32,237,452)	(33,688,049)
5NGIFB	KSC Internal Borrowings								4,484,061	(4,484,061)	-
5X0ADJ	KSC Unexpended Plant Adjustments						1,703,757		(1,706,859)	-	(3,102)
5XG001	Unexp. R&R - General Funds								186,413	13,014,950	13,201,363
5XG002	Unexp. R&R - Housing						(50,152)			1,430,647	1,380,495
5XG003	Unexp. R&R - Dining								(53,015)	775,268	722,253
5XG004	Unexp. R&R - Student Ctr									238,705	238,705
5XG006	Printing Equip. Replacemt								(5,138)	5,138	-
5XG007	Equip. Replacemt Reserve								(2,241)	2,241	-
5XG015	Madison Street Parking									9,480	9,480
5XG024	KSC - Academic Buildings								(83)	83	-
5XG028	Furniture Replacement									314	314
5XG047	L RTP - Network Management System								(521)	521	-
5XG053	Unexp R&R - Recreation Center									56,165	56,165
5XG054	Dining Commons - New								28,303	(28,303)	-
5XG060	infra ksc heating plant								(70)	70	-
5XG069	KSC Heating Plant Upgrade									183,815	183,815
5XG073	KSC IFB Payments								1	5	6
5XG082	Campus Safety Vehicle Replacement						(73,327)		80,000	15,017	21,690
5XG084	KSC Huntress Hall Phase 2								(34,280)	34,280	-
5XG086	KSC Alumni Center IFB								(4)	367,892	367,888
5XG089	KSC TDS Building Capital Project								(55,869)	55,869	-
5XG090	KSC Recreation and Civic Center								(349,658)	349,658	-
5XG092	KSC TDS Pv Array Capital Project								(4)	4	-
5XG093	Living Learning Commons								(8,035)	8,035	-
5XG095	Mason Library-Cohen Ctr Expansion						(141,702)		141,702	-	-
5XG096	Monadnock innovation Hub						(20,000)			-	(20,000)
5XT009	Professional Studies Projects									106,671	106,671
5XT010	Arts & Humanities Projects									83,998	83,998
5XT011	Sciences Projects						(47,739)			77,320	29,581
5XT025	Classroom Equip and Tech Upgrades									463,982	463,982
5XT057	Morrison Renovation 99								(5,396)	5,396	-
5XT060	Energy Conservation Projects									246,707	246,707
5XT070	Safety & Accessibility Improvements						(53,040)		168,000	73,186	188,146
5XT071	Recreational Sports Improvemen						(36,493)			240,979	204,486
5XT077	KSC IT Small Projects									-	-
5XT080	Food Court Renovations								(758)	758	-
5XT081	RLO Furniture									146,987	146,987
5XT082	Student Ctr Small Projects-KSC									45,246	45,246
5XT088	Spaulding Renovations								(1,240)	1,240	-
5XT094	Property Acquisition								(100,442)	100,442	-
5XT098	Media Arts Building								(4,343)	4,343	-
5XT099	Alumni Center - 232 Main Street								(46,363)	46,363	-
5XT104	Campus Signage								(1,459)	1,459	-
5XT108	Cable Plant Infrastructure								450,000	441,378	891,378
5XT109	Net Connectivity & Transport Equip									102,760	102,760
5XT110	Voice Telephony Infrastructure									76,485	76,485
5XT111	Net Services & Support Equipment									329,564	329,564
5XT113	Deferred Maintenance Projects						(119,240)		450,000	3,840	334,600

KEENE STATE COLLEGE
DETAILED SCHEDULE OF REVENUES, EXPENSES, AND TRANSFERS
FOR THE YEAR ENDED JUNE 30, 2020

Fund	Fund Title	Net Student Tuition	Grant Revenue¹	Auxiliary Revenue	Appropriations & Other Revenue	Employee Compensation	Supplies and Services	Other Expenses	Transfers In/(Out)	Beginning Fund Balance 06/30/2019	Ending Fund Balance 06/30/2020
5XT118	Adams, Butterfield, Blake Space Stu								(75,109)	75,109	-
5XT119	Campus Safety Relocation								(3,756)	3,756	-
5XT121	Elliot Hall 2nd Floor Renovation									2,012	2,012
5XT124	Expo Center Feasibility Study								(130)	130	-
5XT125	Hale Building Renovations									89,819	89,819
5XT127	Bike Path								(775)	775	-
5XT128	Bookstore Renovations								(1,765)	1,765	-
5XT131	Server Room Code Improvements								(12,158)	12,158	-
5XT133	Dining R&R Small Projects						(224,262)		225,163	100	1,001
5XT134	Huntress Hall Basement Classroom								(1)	1	-
5XT135	Landscape Master Plan								(493)	493	-
5XT136	Ceramics Studio								(1,081)	1,081	-
5XT139	Wyman Way								(406)	406	-
5XT141	Lib Archives & Spec Collect Stacks								(3,662)	3,662	-
5XT144	KSC LED Site Lighting									39,981	39,981
5XT146	Sci Ctr Greenhouse								(328)	328	-
5XT147	RLO Small Projects						(945,643)		1,413,468	920,668	1,388,493
5XT148	KSC E&G Small Projects						(453,978)		477,852	704,233	728,107
5XT152	Energy Submetering Project									30,438	30,438
5XT153	Mason Library Athenaeum						(50,105)			86,961	36,856
5XT154	Redfern NASM Project								(83,934)	83,934	-
5XT156	Master Plan Update FY13								(100,001)	100,001	-
5XT157	Mason Library Projects									40,831	40,831
5XT158	Nursing Lab and Sim Spaces									196,698	196,698
5XT160	TDS A&P Lab								(44,776)	44,776	-
5XT161	Oil Tank Replacement								(70,715)	70,715	-
5XT162	Access Control Project									519,289	519,289
5XT164	Joslin Hall								200,000	35,192	235,192
5XT165	Elliot Hall 1st Floor								1,000,000	-	1,000,000
5XT169	Redfern Life Safety Improvements						(50,331)			955,766	905,435
5XT172	MAC Roof								(1,065)	1,065	-
5XT173	Space Alloc, Adapt, Renewal Comm								(60,791)	60,791	-
5XT175	Crosswalk Improvements						(175,201)		35,201	140,000	-
5XT176	Steam Line Replacement						(85,302)		100,000	813	15,511
5XT177	Spaulding Pool Ventilation						(134,470)		1,500,000	482,200	1,847,730
5XT178	Artificial Turf Field						(35,369)		200,000	800,000	964,631
	TOTAL PLANT FUNDS	-	-	-	(5,699)	-	(992,597)	(11,863,771)	16,678,516	98,308,921	102,125,370
TOTAL KEENE STATE COLLEGE		\$ 36,176,669	7,690,901	25,764,500	21,766,661	(59,937,062)	(24,740,261)	(16,429,086)	(2,037,169)	138,706,283	126,961,436

¹ Grant Revenue includes Federal Pell Grants (when applicable) which is shown in nonoperating revenues/expenses on the summary statement of revenues, expenses, and changes in net position

**KEENE ENDOWMENT ASSOCIATION
DETAILED SCHEDULE OF REVENUES, EXPENSES, AND TRANSFERS
FOR THE YEAR ENDED JUNE 30, 2020**

Fund	Fund Title	Net Student Tuition	Grant Revenue ¹	Auxiliary Revenue	Appropriations & Other Revenue	Employee Compensation	Supplies and Services	Other Expenses	Transfers In/(Out)	Beginning Fund Balance 06/30/2018	Ending Fund Balance 06/30/2019
	<u>INTERNALLY DESIGNATED</u>										
5DEZ40	Keene Endow Assoc Gen Fund Income	\$ -			714					24,663	25,377
	TOTAL INTERNALLY DESIGNATED	-	-	-	714	-	-	-	-	24,663	25,377
	<u>ENDOWMENT & SIMILAR FUNDS</u>										
5TEZ01	Maxfield L Young Mem Schol Endow				(1,041)					211,769	210,728
5TEZ02	Harry C Tebbetts Scholarship Endow				(9,437)					1,871,411	1,861,974
5TEZ03	Marion Frost Hudson '53 Mem. Schol				(1,775)					60,480	58,705
5TEZ04	Frank H Blackington Jr Mem Schol				(170)					43,943	43,773
5TEZ05	Dorothy E Potter '45 Mem Schol				(116)					36,591	36,475
5TEZ06	KSC Student Memorial Schol Endow				(1,406)					288,611	287,205
5TEZ07	Fred Simmons Memorial Schol Endow				(330)					73,540	73,210
5TEZ08	KSC Family Assistance Schol Endow				(351)					76,197	75,846
5TEZ09	KSC Alumni Association Schol Endow				(1,763)					474,701	472,938
5TEZ10	David C Staples Memorial Schol				666,051					748,786	1,414,837
5TEZ11	Margaret E Siegert '84 Mem Schol				248					63,464	63,712
5TEZ12	Teacher Education Scholarship				300					291,313	291,613
5TEZ13	Giovannangeli Family Schol Endow				(2,113)					74,083	71,970
5TEZ14	Lydia Pellerin Tolman '47 Mem Schol				(146)					60,201	60,055
5TEZ15	Leona Day Henderson '18 Schol				(881)					176,117	175,236
5TEZ16	David Hatch Battenfeld Mem Award				1,721					16,390	18,111
5TEZ17	Capt Michael J Watters 86 Mem Schol				(459)					131,837	131,378
5TEZ18	Peter Jenkins Memorial Schol Endow				(40)					35,671	35,631
5TEZ19	Frank Blackington Jr Language Award				53					21,726	21,779
5TEZ20	Julia McHale Redfern Memorial Prize				(860)					28,586	27,726
5TEZ21	Levine Mellion Parent Award				(57)					15,043	14,986
5TEZ22	Aubrey Thomas '62 Biology Award				(66)					30,687	30,621
5TEZ23	MF Hudson-BD Turner '16 Mem Library				(719)				25,742	38,853	63,876
5TEZ24	Bernice D Turner '16 Mem Book Fund				1,579				(25,742)	24,163	-
5TEZ25	Harry Preston Book Fund Endowment				677					18,403	19,080
5TEZ26	Franklyn C Redfern Mem Book Fund				(521)					22,158	21,637
5TEZ27	KEA Thorne-Sagendorph Art Gallery				(4,697)					942,375	937,678
5TEZ29	Marion Wood '26 Room Endowment				1,536					43,294	44,830
5TEZ30	Barbara J Seelye Memorial Endow				(59)					21,254	21,195
5TEZ31	Franklin Roberts '24 Geography Fund				(188)					46,324	46,136
5TEZ33	KEA Class of 1939 International Edu				(28)					28,649	28,621
5TEZ34	Rosensaft Scholarship Endowment				(193)					41,908	41,715
5TEZ37	Phi Lambda Chi Scholarship Endow				(83)					31,850	31,767
5TEZ38	Michael D Keller Memorial Endowment				408					49,318	49,726
5TEZ41	Costin Family Scholarship Endowment				(235)					64,664	64,429
5TEZ44	KEA Redfern Arts Center Endowment				35,938					82,805	118,743
5TEZ45	Francis Oliver Campus Beautificatio				(230)					64,259	64,029
5TEZ46	Fred L Barry 36 Graduate Fellowship				(4,907)					157,726	152,819
5TEZ48	Norma W Walker '51 Schol Endow				492					40,594	41,086
5TEZ49	Ann C Peters Scholarship Endowmnt				(1,060)					42,581	41,521
5TEZ50	Class of 1958 Schol for Teacher Ed				2,636					79,083	81,719
5TEZ51	Dorothea Kitlan Scholarship Endow				(6,673)					1,375,838	1,369,165
5TEZ52	Class of 1960 Endowed Scholarship				1,663					91,584	93,247
5TEZ53	Staples, David C. Nusing Schol-End				338,240					201,024	539,264
5TEZ54	Class of 1962 Scholarship - Endow				476					64,288	64,764
5TEZ55	Class of 1957 Endowed Sch Teach Ed				596					48,366	48,962
5TEZ56	Megna Family Endowed Scholarship				519					41,948	42,467
5TEZ57	Dr. Howard Smith Schl Endowment				(334)					186,127	185,793
5TEZ58	Faust, John and Cynthia Schl				232					32,079	32,311
5TEZ59	Elizabeth Staples Opportunity Schl				340,290					136,398	476,688
5TEZ60	History Scholarship Fund				111					66,157	66,268

**KEENE ENDOWMENT ASSOCIATION
DETAILED SCHEDULE OF REVENUES, EXPENSES, AND TRANSFERS
FOR THE YEAR ENDED JUNE 30, 2020**

Fund	Fund Title	Net Student Tuition	Grant Revenue¹	Auxiliary Revenue	Appropriations & Other Revenue	Employee Compensation	Supplies and Services	Other Expenses	Transfers In/(Out)	Beginning Fund Balance 06/30/2018	Ending Fund Balance 06/30/2019
5TEZ61	Leonard Endow. Schl. Disabilities				829					119,654	120,483
5TEZ62	Leonard Endowed Schl in Music				551					123,672	124,223
5TEZ63	Rodney R. Adams '72 Mem. Schp. Fund				(75)					29,074	28,999
5TEZ64	Jue Community Service Endowment				6,043					28,027	34,070
5TEZ65	J Abbott Global Opportunities Fund				4,132					20,265	24,397
5TEZ66	Olive F Jennison Award Endowment				5,121					53,089	58,210
5TEZ67	Robert and Alice Johnson Sch Ed				5,904					37,014	42,918
5TEZ68	Lora Adams Mem Nutri & Health Endow				608					24,091	24,699
5TEZ70	Dr Rose Kundanis Journalism Endow				1,403					28,521	29,924
5TEZ71	Carole Russell Memorial Endowment				4,307					37,755	42,062
5TEZ72	Raymond & Dorothy M Jobin Endowment				2,573					30,239	32,812
5TEZ73	Samuel Martin '09 Mem Schol Endowme				2,535					28,138	30,673
5TEZ74	Don Baldini Music Scholarship Endow				591					23,588	24,179
5TEZ75	Quin-D Dance Endowment				739					24,894	25,633
5TEZ76	Women's Education Oppor Fund Endow				4,691					104,900	109,591
5TEZ78	Director Cohen Center HGS Endowment				2,500,000					-	2,500,000
5TEZ79	Mary & Lester Shealy Mem Sch Endowm				10,897					15,000	25,897
5TEZ80	Class of 1964 Teacher Ed Sch Endow				38,364					-	38,364
	TOTAL ENDOWMENT & SIMILAR FUNDS	-	-	-	3,942,041	-	-	-	-	9,643,138	13,585,179
TOTAL KEENE ENDOWMENT ASSOCIATION		\$ -	-	-	3,942,755	-	-	-	-	9,667,801	13,610,556

¹ Grant Revenue includes Federal Pell Grants (when applicable) which is shown in nonoperating revenues/expenses on the summary statement of revenues, expenses, and changes in net position

GRANITE STATE COLLEGE
DETAILED SCHEDULE OF REVENUES, EXPENSES, AND TRANSFERS
FOR THE YEAR ENDED JUNE 30, 2020

Fund	Fund Title	Net Student Tuition	Grant Revenue ¹	Auxiliary Revenue	Appropriations & Other Revenue	Employee Compensation	Supplies and Services	Other Expenses	Transfers In/(Out)	Beginning Fund Balance 06/30/2018	Ending Fund Balance 06/30/2019
<u>GENERAL OPERATING & OTHER RESTRICTED FUNDS</u>											
7U0000	GSC Education and General	\$ 14,195,302	49,845		3,886,307	(11,669,929)	(3,634,857)	(120,829)	530,306	12,750,974	15,987,119
7WG106	Other Postemployment Bnft (OPEB)					91,407				(2,321,583)	(2,230,176)
TOTAL GENERAL OPERATING & OTHER UNRESTRICTED FUNDS		14,195,302	49,845	-	3,886,307	(11,578,522)	(3,634,857)	(120,829)	530,306	10,429,391	13,756,943
<u>INTERNALLY DESIGNATED</u>											
7D1720	GSC Statewide Alumni Assn Fund				490		(9,573)			63,175	54,092
7D1725	GSC Accreditation Compliance				34	(2,710)	(9,287)			265,318	253,355
7D1727	Bookstore Commissions				595					46,909	47,504
7D1728	GSC Merchandise				4,841		(2,515)			57	2,383
7D1729	GSC Unrestricted Gifts									4,125	4,125
7D1731	GSC Advancement						(294)			264,347	264,053
7D1733	GSC President Search									69,464	69,464
7D1735	GSC Strategic Initiatives									2,502,046	2,502,046
7D1739	DVA Annual Reporting Fees				4,080		(525)			3,127	6,682
7D1CNT	GSC Contingency Funds									25,992	25,992
7D1HIF	GSC Health Initiatives Fund					(4,061)	6,506			11,590	14,035
7DRSTF	GSC Separation Fund									635,289	635,289
TOTAL INTERNALLY DESIGNATED		-	-	-	10,040	(6,771)	(15,688)	-	-	3,891,439	3,879,020
<u>AUXILIARY</u>											
7A2770	GSC Merchandise Sales									204,840	204,840
TOTAL AUXILIARY		-	-	-	-	-	-	-	-	204,840	204,840
<u>RESTRICTED GIFTS & ENDOWMENT INCOME</u>											
7G0001	GSC - Friendship Fund				109					4,692	4,801
7G0003	GSC Discretionary Fund-undes						(50)			2,135	2,085
7G0004	GSC Annual Fund/Scholar Des.	(3,500)			6,729		(58)			12,700	15,871
7G0006	M Horton/V Montana Schol Fund	(600)			581					6,405	6,386
7G0007	OLLI Exeter Scholarships									645	645
7G0008	OLLI/Osher Donations									13,219	13,219
7G0014	Unique Endowment Allocation Plan	(158,268)			158,239					38	9
7G0017	OLLI/OSHER Endowment Payout	111,733			210,324	(212,170)	(69,135)			336,669	377,421
7G0018	OSHER Reentry Scholarship Endow PO	(49,216)			68,294					19,330	38,408
7G0021	Pres Transformation Opp Scholarship	(3,000)			3,019					3,902	3,921
7G0022	Shaheen N. Michaels Scholarship	(1,700)			1,734					341	375
7G0023	McDonnell Family Scholarship	(200)			201					5	6
7G0024	Merrill Student Completion Sch PO	(1,000)			961					4,976	4,937
TOTAL RESTRICTED GIFTS & ENDOWMENT INCOME		(105,751)	-	-	450,191	(212,170)	(69,243)	-	-	405,057	468,084
<u>SPONSORED RESEARCH & PROGRAMS</u>											
73D008	FY20 iSocial Grant		9,231			(7,309)	(1,922)			-	-
73H022	FY19 Early Child Care	5,372	(5,372)							-	-
73H023	FY19 - CPE		(294)			(54)	348			-	-
73H024	ETP FY19	3,946	(3,628)			(54)	(264)			-	-
73H025	FY20 Early Child Care	(280,462)	304,479			(24,017)				-	-
73H026	ETP FY20	(584,951)	1,099,587			(452,954)	(61,682)			-	-
73H027	FY20 CPE		1,005,011			(915,374)	(89,637)			-	-
73H028	NCAC Forensic FY20		10,381				(10,381)			-	-
73H030	FY21 Child Welfare Education P'ship		120			(108)	(12)			-	-
73Z004	Governor Scholarship (GSC)	(7,998)	7,998							-	-
73ZU20	UNIQUE Annual Allocation- FY20	(151,997)	151,997							-	-
74N022	Network4Health Scholarship	(61,250)	61,250							-	-
74N024	Respectful Approach to Multig		2,417			(2,138)	(279)			-	-
74ZCLL	Restricted Rev Adjustment- CLL		(49,845)				49,845			-	-
75C052	FY19 ECTA Cost Share	1,188							(1,188)	-	-
75C053	ETP FY19	3,002							(3,002)	-	-
75C055	FY20 ECTA Cost Share	(47,916)							47,916	-	-

GRANITE STATE COLLEGE
DETAILED SCHEDULE OF REVENUES, EXPENSES, AND TRANSFERS
FOR THE YEAR ENDED JUNE 30, 2020

Fund	Fund Title	Net Student Tuition	Grant Revenue¹	Auxiliary Revenue	Appropriations & Other Revenue	Employee Compensation	Supplies and Services	Other Expenses	Transfers In/(Out)	Beginning Fund Balance 06/30/2018	Ending Fund Balance 06/30/2019
75C056	FY20 ETP Costshare	(453,343)				(34,361)	(18,600)		506,048	-	(256)
75C057	FY20 CPE Costshare					(27,426)	(900)		28,125	-	(201)
75CSHR	GSC Cost Share Clearing									5,263	5,263
75P001	CPE Program Income Fund				350		(350)			-	-
784087	2018-2019 Federal Work Study		7,504			(890)			(6,614)	-	-
784088	2018-2019 Pell Grant	3,660	(3,660)							-	-
784091	FY20 Federal Work Study		94,669			(62,561)			(32,108)	-	-
784092	FY20 Pell Grant	(2,868,421)	2,868,421							-	-
784093	FY20 SEOG grant	(163,727)	125,004						38,723	-	-
784099	FY20 CARES Act COVID Student Aid				114,850		(114,850)			-	-
	TOTAL SPONSORED RESEARCH & PROGRAMS	(4,602,897)	5,685,270	-	115,200	(1,527,246)	(248,684)	-	577,900	5,263	4,806
	ENDOWMENT & SIMILAR FUNDS										
7Q0001	M Horton/V Montana Schol Fund				(513)					15,987	15,474
7T0001	GSC Endow Collector				(97)					2,902	2,805
7T0003	Osher/OLLI Endowment				(70,220)					2,000,395	1,930,175
7T0004	OSHER Reentry Scholarship Endowment				(49,519)					1,410,681	1,361,162
7T0005	President's Opportunity Scholarship				(2,686)					81,559	78,873
7T0006	UNIQUE Endowment Alloc Plan-GSC				411,205					4,451,599	4,862,804
7T0007	Shaheen N. Michaels Scholarship				(1,552)					46,216	44,664
7T0008	McDonnell Family Scholarship				(180)					5,361	5,181
7T0009	Merrill Student Completion Schol				(858)					25,607	24,749
	TOTAL ENDOWMENT & SIMILAR FUNDS	-	-	-	285,580	-	-	-	-	8,040,307	8,325,887
	PLANT FUNDS										
7N0IFB	GSC Internal Borrowings								1,982,385	(1,982,385)	-
7N6675	GSC Net Invested in Plant							(221,602)	72,744	7,106,219	6,957,361
7N6676	GSC Equipment							(39,830)		139,722	99,892
7X0ADJ	GSC Unexpended Plant Adjustments						72,744		(72,744)	-	-
7X6691	New GSC Academic/Admin Center								(3,162,018)	3,162,018	-
7X6700	Tech Village R&R								25,959	282,563	308,522
7X6705	Conway Center Repairs								(25,959)	25,959	-
7X6711	Hall Street - R & A						(818)			75,569	74,751
7X6715	Manchester - 1750 Elm St.						(183,186)		188,691	-	5,505
7XC002	GSC Vehicle Replacement Fund								(40,000)	40,000	-
7XC007	GSC Classroom Upgrades								(82,584)	82,584	-
7XC009	Phone System Upgrades								(40,287)	40,287	-
	TOTAL PLANT FUNDS	-	-	-	-	-	(111,260)	(261,432)	(1,153,813)	8,972,536	7,446,031
TOTAL GRANITE STATE COLLEGE		\$ 9,486,654	5,735,115	-	4,747,318	(13,324,709)	(4,079,732)	(382,261)	(45,607)	31,948,833	34,085,611

¹ Grant Revenue includes Federal Pell Grants (when applicable) which is shown in nonoperating revenues/expenses on the summary statement of revenues, expenses, and changes in net position

**TRUSTEES/CHANCELLOR'S OFFICE
DETAILED SCHEDULE OF REVENUES, EXPENSES, AND TRANSFERS
FOR THE YEAR ENDED JUNE 30, 2020**

Fund	Fund Title	Net Student Tuition	Grant Revenue¹	Auxiliary Revenue	Appropriations & Other Revenue	Employee Compensation	Supplies and Services	Other Expenses	Transfers In/(Out)	Beginning Fund Balance 06/30/2019	Ending Fund Balance 06/30/2020
<u>GENERAL OPERATING & OTHER RESTRICTED FUNDS</u>											
9U0000	University System E&G	\$ -			25					-	25
9UG000	University System E&G				7,211	(10,008,867)	10,483,307	(46,471)	(2,342,051)	2,917,696	1,010,825
9UGENR	USNH Enrollment Center				69,999	(388,077)	(278,018)		1	1,097,759	501,664
9WG106	Other Postemployment Bnft (OPEB)					(2,090,049)				412,896	(1,677,153)
9Z0001	NH Women in High Ed Leadership				4,050		(6,455)			10,049	7,644
9Z0ADJ	Agency Funds Year End Adjustment				(4,050)		6,454			(10,049)	(7,645)
9ZOSRP	Oper Staff Retirement Fund					(129,090)				778,688	649,598
TOTAL GENERAL OPERATING & OTHER UNRESTRICTED FUNDS		-	-	-	77,235	(12,616,083)	10,205,288	(46,471)	(2,342,050)	5,207,039	484,958
<u>INTERNALLY DESIGNATED</u>											
9D0006	Short-term Disability					(112,723)				-	(112,723)
9D0008	ARC Accrual					97,825				588,669	686,494
9D0012	STII Core Cash Investment				5,615,627		(103,247)		(4,069,344)	20,065,384	21,508,420
9D0018	Workers Compensation					352,557				976,826	1,329,383
9D0023	Long Term Disability					12,000				732,700	744,700
9D0040	Transfer Student Initiative									21,126	21,126
9D0042	Chancellor's Strategic Initiatives						(1,326,447)		2,032,000	1,116,833	1,822,386
9D0045	Chancellor EPSCOR Funding								200,000	-	200,000
9D0046	Info Tech Strategic Funds									93,449	93,449
9D0048	USNH Compliance Project						(31,671)			107,706	76,035
9D0049	Vehicle Replacement								20,795	-	20,795
9D00D2	Board of Trustee DiscretionaryAcct				91		(1,400)			6,385	5,076
9D0ADJ	SYS Int Desig Adjustments						1,301,575		(1,301,575)	-	-
9D0HIF	System Health Initiatives Funding						(1,506)		10,000	-	8,494
9D0INS	USNH Insurance Allocation				47,199		(11,086)			(973)	35,140
9DB000	Fringe Benefit Reserve				4,058,384	1,088,002	(173,426)		(523,896)	5,799,210	10,248,274
9DBSTF	System Separation Fund									623,486	623,486
9DGCNT	Cash Used for Internal Borrowing								92,435,664	(92,435,664)	-
9DGFSI	GSC Financial Strategic Initiatives						(15,439)		10,000	5,439	-
9DKFSI	KSC Financial Strategic Initiatives						(158,346)		100,000	58,346	-
9DPFSI	PSU Financial Strategic Initiatives						(254,582)		110,000	144,582	-
9DUFSI	UNH Financial Strategic Initiatives						(195,000)		195,000	-	-
9DX078	LRTP4 Innovation Fund									-	-
9DX079	LRTP4 Identity Management						(6,248)		6,248	-	-
9DX092	LRTP4 Project Management Office					(338,523)	(5,444)		343,967	-	-
9DX096	LRTP4 EPM Phase II						(100,440)		100,440	-	-
9DX100	LRTP4 Academic Technology Institute					(73,820)	(41,116)		114,936	-	-
9DX103	LRTP4 ERP-HCM					(776)	(528,046)		528,822	-	-
9DX104	LRTP4 Master Fund								(1,390,463)	1,390,463	-
9DX112	LRTP4 EProcurement						(569,576)		569,576	-	-
9DX113	LRTP4 Cyber Security Risk Assessmen						(19,100)		19,100	-	-
9DX115	Leave and Absent Management						(1,014,021)		1,014,021	-	-
9DX117	Tickets and Events Replacement						(28,460)		28,460	-	-
9DX118	Apple Mac Device Management						(40,230)		40,230	-	-
9DX119	IT Optimization					(2,583)	(693,117)		695,700	-	-
9DX120	Financial Aid - Web Solutions						(25,800)		25,800	-	-
9DX121	Grant Management Adminstration						(332,250)		332,250	-	-
9DX122	Student Success					(43,879)	(1,862)		44,985	-	(756)
9DX123	Supplemental Staffing - Backfills					(139,305)	(126,921)		265,566	-	(660)
TOTAL INTERNALLY DESIGNATED		-	-	-	9,721,301	838,775	(4,503,206)	-	91,958,282	(60,706,033)	37,309,119
<u>RESTRICTED GIFTS & ENDOWMENT INCOME</u>											
9G0001	Spaulding Potter Charitable Trust									5,066	5,066
9G0002	Visiting Professors Fund									5,107	5,107

**TRUSTEES/CHANCELLOR'S OFFICE
 DETAILED SCHEDULE OF REVENUES, EXPENSES, AND TRANSFERS
 FOR THE YEAR ENDED JUNE 30, 2020**

Fund	Fund Title	Net Student Tuition	Grant Revenue ¹	Auxiliary Revenue	Appropriations & Other Revenue	Employee Compensation	Supplies and Services	Other Expenses	Transfers In/(Out)	Beginning Fund Balance 06/30/2019	Ending Fund Balance 06/30/2020
9X0051	SYS Chenell Dr Reserves				3,519,778		(167,350)	(2,390,221)	(75,097,507)	-	-
	TOTAL PLANT FUNDS	-	-	-	3,519,778	-	(167,350)	(2,390,221)	(75,097,507)	36,051,238	(38,084,062)
TOTAL TRUSTEES/CHANCELLOR'S OFFICE		\$ (900)	\$ -	\$ -	\$ 10,259,007	\$ (11,778,239)	\$ 5,234,680	\$ (2,436,692)	\$ 7,111,729	\$ 145,668,398	\$ 154,057,983

¹ Grant Revenue includes Federal Pell Grants (when applicable) which is shown in nonoperating revenues/expenses on the summary statement of revenues, expenses, and changes in net position