

UNIVERSITY SYSTEM OF NEW HAMPSHIRE BIG BOOK

Fiscal Year Ended June 30, 2019

TABLE OF CONTENTS

2019 Annual Report

Audited Financial Statements

Letter from the Chancellor.....	6
Report from the University System of New Hampshire.....	7
Report of Independent Auditors.....	23
Management's Discussion and Analysis.....	25
Financial Statements.....	34
Notes to Financial Statements.....	37
University System of New Hampshire Board of Trustees and Administration.....	51

Supplementary Detail

Summary Schedules of Changes in Net Position

Schedule of Unrestricted Financial Resources.....	53
Summary Statement of Changes in Auxiliary Enterprise Funds.....	54
Detailed Statement of Changes in Auxiliary Enterprise Funds.....	55 - 59
Summary Statement of Changes in Other Internally Designated Funds.....	60
Detailed Statement of Changes in Other Internally Designated Funds.....	61 - 82
Summary of Activity in Short-Term Investment Fund.....	83
Summary of Fringe Benefit Pool Activity.....	84

Statements of Net Position

Consolidated Statement of Net Position by Campus.....	85
Consolidated Statement of Net Position by Fund Group.....	86
Campus Statements of Net Position	
University of New Hampshire Consolidated.....	87
Plymouth State University.....	88
Keene State College Consolidated.....	89
Granite State College.....	90
Trustees/Chancellor's Office.....	91

UNIVERSITY SYSTEM OF NEW HAMPSHIRE BIG BOOK

Fiscal Year Ended June 30, 2019

TABLE OF CONTENTS

Statements of Revenues, Expenditures and Changes in Net Position

Consolidated Statement of Revenues, Expenses and Changes in Net Position by Campus.....	92
Consolidated Statement of Revenues, Expenses and Changes in Net Position by Fund Group.....	93
Campus Statements of Revenues, Expenses and Changes in Net Position	
University of New Hampshire Consolidated.....	94
Plymouth State University.....	95
Keene State College Consolidated.....	96
Granite State College.....	97
Trustees/Chancellor's Office.....	98

Endowment and Similar Funds

University System of New Hampshire Consolidated Investment Pool and Similar Funds Detail	
Detailed Statement of Changes in Endowment and Similar Funds	
With Additional Information on Interest Distribution.....	99 - 111
University of New Hampshire Foundation Endowment Pool and Similar Funds Detail	
Detailed Statement of Changes in Endowment and Similar Funds	
With Additional Information on Distributions.....	112 - 126
Keene Endowment Association Investment Pool Detail	
Detailed Statement of Changes in Endowment	
With Additional Information on Distributions.....	127 - 128

Plant Funds

Schedule of Plant Funds Indebtedness.....	129 - 130
Summary of Outstanding Capital Lease Purchases.....	131
Schedule of Internal Borrowings.....	132
Summary Schedule of Depreciation.....	133
Summary Inventory of Property and Equipment.....	134
Plant Funds Inventory of Property and Equipment	
University of New Hampshire.....	135 - 147
University of New Hampshire at Manchester.....	148
University of New Hampshire School of Law.....	149
Plymouth State University.....	150 - 154
Keene State College.....	155 - 159
Granite State College.....	160
Trustees/Chancellor's Office.....	161
Summary of State Capital Manifest Projects.....	162 - 163
Detailed Schedule of Unexpended Plant Fund Balances by Campus.....	164 - 179

UNIVERSITY SYSTEM OF NEW HAMPSHIRE BIG BOOK

Fiscal Year Ended June 30, 2019

TABLE OF CONTENTS

Statement of Net Position Detail

Detailed Schedule of Assets, Deferred Outflows, Liabilities, and Net Position

University of New Hampshire.....	180 - 256
University of New Hampshire at Manchester.....	257 - 258
University of New Hampshire School of Law.....	259 - 260
University of New Hampshire Foundation.....	261 - 272
Plymouth State University.....	273 - 288
Keene State College.....	289 - 300
Keene Endowment Association.....	301 - 302
Granite State College.....	303 - 304
Trustees/Chancellor's Office.....	305 - 306

Statement of Revenues, Expenses, and Changes in Net Position Detail

Detailed Schedule of Revenues, Expenses, and Transfers

University of New Hampshire.....	307 - 417
University of New Hampshire at Manchester.....	418 - 419
University of New Hampshire School of Law.....	420 - 421
University of New Hampshire Foundation.....	422 - 434
University of New Hampshire Foundation Offset.....	435
Plymouth State University.....	436 - 454
Keene State College.....	455 - 471
Keene Endowment Association.....	472 - 473
Granite State College.....	474 - 475
Trustees/Chancellor's Office.....	476 - 477

Granite State College

Keene
STATE COLLEGE

Plymouth State
UNIVERSITY



University of
New Hampshire

University System
of New Hampshire



ANNUAL REPORT
2019





University System *of* New Hampshire

The University System of New Hampshire (USNH) includes the University of New Hampshire (UNH), with campuses in Durham, Manchester and Concord, Plymouth State University (PSU), Keene State College (KSC) and Granite State College (GSC). KSC, PSU and UNH Durham are the three residential campuses of USNH. The system enrolls 32,000 students and is committed to providing access to affordable, high-quality education and to creating a talented workforce to serve the state's businesses and communities. A 29-member board of trustees is responsible for overseeing the system. The chancellor is the chief executive and academic officer of USNH and is responsible for developing, recommending and implementing the board's policies and decisions.



2	About USNH
4	Campuses
6	Chancellor's Letter
7	Efficiencies
8	Return on Investment
10	Nursing
14	Technology
18	Workforce
20	Cooperative Extension
22	ROTC
23	Report of Independent Auditors
25	Management's Discussion and Analysis
34	Financial Statements
37	Notes to the Financial Statements



Contents



University System of New Hampshire

1. University of New Hampshire, Durham
2. University of New Hampshire, Manchester
3. UNH Franklin Pierce School of Law, Concord
4. Plymouth State University
5. Keene State College
6. Granite State College, Concord
7. Granite State College, Conway
8. Granite State College, Manchester
9. Granite State College, Nashua (Colocation)
10. Granite State College, Portsmouth
11. Granite State College, Rochester

The 2019 Annual Report is a publication of the University System of New Hampshire. Prior year University System annual reports are available online at <https://www.usnh.edu/about/publications>. University System of New Hampshire, 5 Chenell Drive, Suite 301, Concord, NH 03301 603-862-1800.



Founded in 1866, UNH is the state's flagship public research university, with campuses in Durham and Manchester, and the UNH Franklin Pierce School of Law in Concord. More than 16,000 students, representing 50 states and 71 countries, attend UNH, which offers 130 undergraduate and 70 graduate programs of study. UNH is awarded more than \$100 million in competitive research funding each year, and was ranked among the top 50 public universities in the nation, from among 629 ranked by *U.S. News & World Report* for 2019. More than 5,000 NH businesses receive direct, one-on-one assistance from UNH every year. The university also holds the nation's largest undergraduate conference of its kind, featuring nearly 2,000 students who present their projects each spring. UNH Extension provides research, expertise and outreach programming, with more than 114,000 residents participating in workshops, volunteer trainings, one-on-one consultations and courses.

FAST FACTS

- \$1.5 billion generated for NH's economy each year
- \$100 million+ awarded in competitive research grants each year
- Top 5 in U.S. for intellectual property law
- \$100+ million in financial aid awarded annually
- 84% of first-time, full-time students receive financial aid




Wisdom to make a difference.

Keene State College is New Hampshire's public liberal arts college, offering more than 40 majors in the arts and sciences, professional programs and selected graduate degrees. For its 3,500 students, the college provides rigorous academic programs and a tradition of small classes, faculty-student collaborative research and service learning. Chief among the college's priorities are preparing students for global citizenship and meaningful work and catalyzing economic development through institutional partnerships across the region and state.

FAST FACTS

- 44% of undergraduates are first-generation college students
- 89% of 2018 graduates participated in at least one high-impact educational practice outside of the classroom*
- 97% of students received financial aid in 2018-19
- Keene State is among top-ranked schools in the Regional Universities of the North in *U.S. News & World Report*
- Keene State is on Princeton Review's list of Best Regional Colleges

*2018 Graduating Senior Survey





The Plymouth State Learning Model is organized around seven dynamic, theme-based hubs called "Integrated Clusters," which emphasize open, integrative and project-based experiences. It connects with community and business partners for economic development, technological advances, healthier living and cultural enrichment with a special commitment of service to the North Country and Lakes Region of New Hampshire. With an enrollment of approximately 4,000 undergraduate and 2,000 graduate students, the university confers BA, BFA, and BS degrees; master's degrees; certificates of advanced graduate studies (CAGS); and doctoral degrees in higher education; learning, leadership, and community; and physical therapy. Students choose from 53 undergraduate majors (including a new Robotics discipline), 60 minors, and 68 graduate degree and certification programs, with studies in the arts, business, education humanities and the natural and social sciences.

FAST FACTS

- Student-run Compass Marketing Group provides digital marketing support services
- Direct student contribution from out of state each year = \$57 million
- Students placed in 115 organizations to support NH nonprofits
- In 2017, PSU ranked first among public colleges and universities across the country for its ability to improve students' critical thinking abilities
- 18:1 student-to-faculty ratio (includes undergrad and grad)
- Little East Conference Presidents' Cup winner for student athletes with the highest GPA

Granite State College

With a focus on adult students and other individuals who seek a flexible learning environment, GSC provides comprehensive access to higher education. This commitment to access is best illustrated through its statewide locations and 365/24/7 online presence. The ability for GSC to meet students where they are presents the opportunity to achieve an affordable college education while balancing life's other responsibilities such as work, family and community obligations. With associate, bachelor's and master's degrees, post-baccalaureate programs for teachers, credit for prior learning and a variety of transfer opportunities, GSC emphasizes practical and relevant areas of study that are responsive to the workforce development needs of New Hampshire's economy.

FAST FACTS

- Ranked #1 in New Hampshire and #11 in U.S. for 2019 Best Colleges for Adult Learners, *Washington Monthly*
- 80% of enrollments are online
- #76 in U.S. for 2019 Best Online Bachelor's Programs, *U.S. News & World Report*
- #47 in U.S. for 2019 Best Online Bachelor's Programs for Veterans, *U.S. News & World Report*
- 78% of students live in New Hampshire
- 90% of students work in full or part-time jobs



Chancellor's Letter

As the state's four-year public higher education system, the University System of New Hampshire is particularly focused on serving the needs of New Hampshire, with a public mission focused on our state's most urgent workforce needs. USNH is the largest provider of our state's teachers and workers with bachelor's degrees in science and engineering.

With support from the State, the University System is undertaking the largest single capital project it has ever undertaken at UNH in order to address and support the needs of New Hampshire's growing biological



sciences industry. This initiative, along with targeted investments in labs in Manchester, will also support the emerging multidisciplinary field of regenerative medicine, an industry with which all of our institutions are engaged. In recognition of the acute shortages of health care professionals across New Hampshire and New England, all four institutions are engaged in expanding health care programs and capacity. A strategic investment from the State of \$9 million will support the doubling of nursing capacity at UNH, as well as address a number of other health care-related workforce needs.

The key to preparing New Hampshire's workforce is strengthening our in-state pipeline of educated workers, and that requires affordable access to our public colleges and universities. Holding down costs by leveraging economies of scale across the system has long been a focus of USNH. Those efforts have been enhanced through strategic procurement and the aggressive management of health care benefits costs, as well as ongoing cost-containment efforts. The governor and legislature advanced a budget that will enable the University

System to freeze tuition for the 2020-2021 academic year, sending a strong signal to students and their families that our in-state options provide great value.

Additionally, all of our residential institutions offer the Granite Guarantee, enabling Pell-eligible New Hampshire students to attend tuition-free. In December 2018, USNH expanded its commitment to New Hampshire students by offering the Granite Guarantee to graduates of the Community College System of New Hampshire. The expansion of this program now means that qualified, in-state students who receive Pell grants can attend tuition-free when they transfer directly from the Community College System to a USNH residential institution.

New Hampshire's public four-year institutions are critical to the state's talent pipeline and serve as one of New Hampshire's most critical economic engines. The University System will continue to work to maximize the return on investment for the State, our students and their families, ensuring that we deliver state-of-the-art solutions that empower our workforce to advance the quality of life of our residents and communities.

A handwritten signature in black ink that reads "Todd Leach". The signature is written in a cursive, flowing style.

Todd Leach
Chancellor

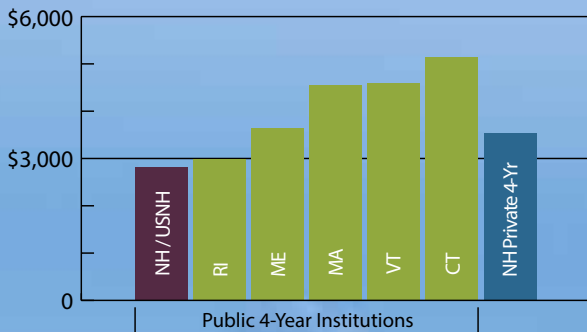
USNH is the Most Administratively Efficient System in the Northeast

USNH is the most administratively efficient public 4-year system in the Northeast, and it is more efficient than NH's private 4-year not-for-profit sector, according to data from the National Center for Education Statistics, Integrated Postsecondary Education Data System (IPEDS).

USNH's administrative expense on a per-student basis is lower than that of any public 4-year system in the Northeast, which includes New England, Pennsylvania, New York and New Jersey. Expenses include support for executive management, fiscal operations, general administration, public relations, fundraising and development and administrative IT.

Administrative Efficiency

Institutional support expense per student FTE



USNH analysis, National Center for Education Statistics data (3-year average)

Moody's Affirms Bond Ratings; Cites USNH's Strong Fiscal Oversight

Citing strong fiscal management and leadership team, rating agency reaffirms USNH bond ratings

At a time when credit rating agencies are giving higher education a negative outlook, the University System of New Hampshire had its strong credit rating affirmed with a stable outlook by Moody's Investors Service.

In its credit opinion, Moody's stated, "The stable outlook reflects our expectation that the system will maintain positive operating performance despite stagnant state support. We expect the system's strong leadership team will carefully navigate a challenging state funding environment and focus on stabilizing enrollment to produce ongoing positive operating margins."

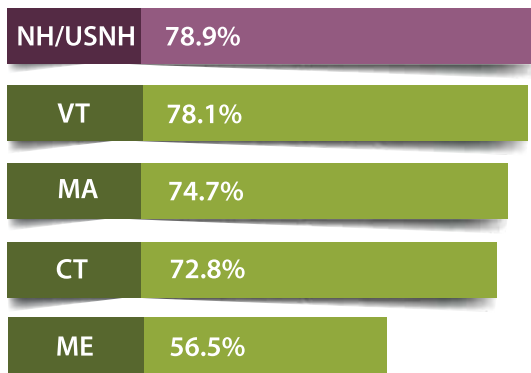




Return on Investment

Degree Completion

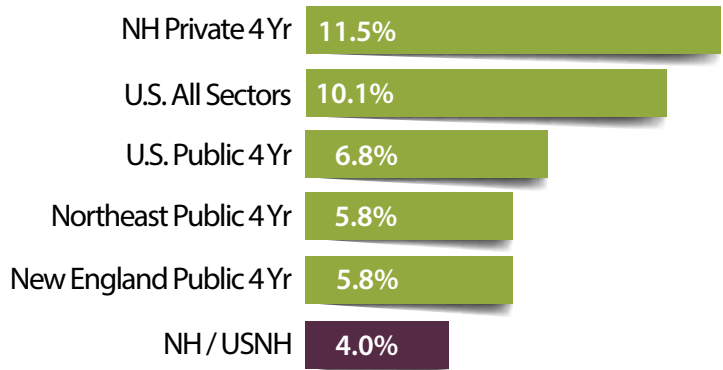
USNH ranks 1st in New England (and the Northeast) and 3rd in the U.S. among public systems for bachelor's degree completion.



Source: National Student Clearinghouse. RI omitted for technical reasons

Student Loan Default

USNH consistently ranks among the top systems in the U.S. with the lowest average loan default.

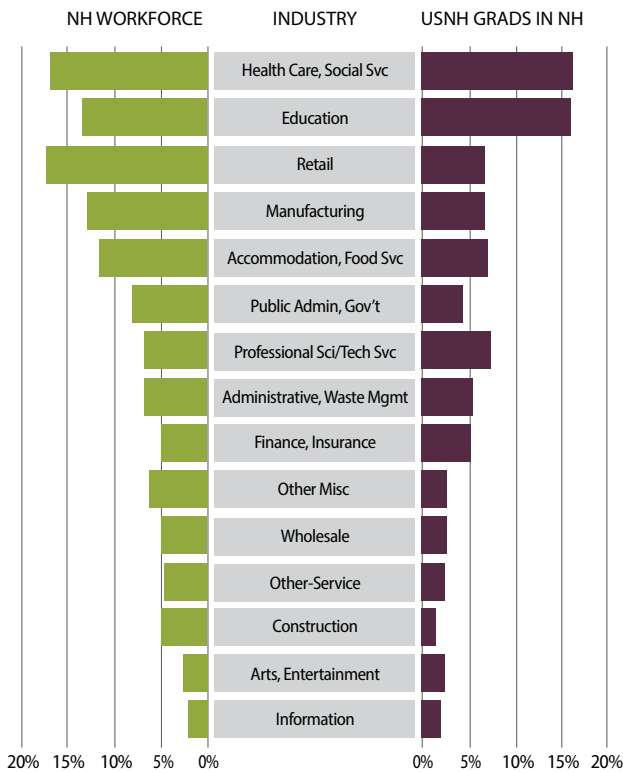


Source: National Student Loan Data System



NH Employment Distribution Across NH Industries Overall & USNH In-state Graduates

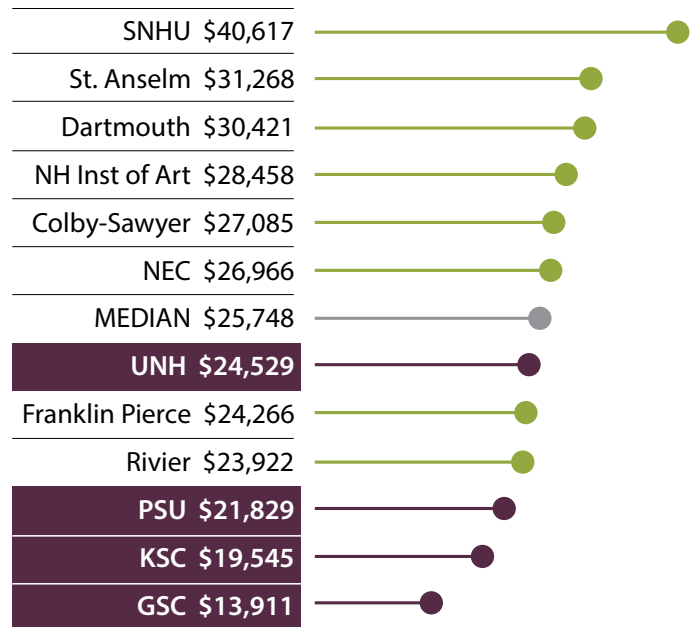
The industries chosen by NH graduates with bachelor's degrees from the University System align with the workforce needs of our state.



Source: USNH analysis of NH Employment Security data

Average In-State Cost of Attendance for NH 4-Year Colleges and Universities

Average undergraduate net price after all grant and scholarship aid. Price includes tuition, mandatory fees, books and supplies, room and board and other expenses as calculated for financial aid.



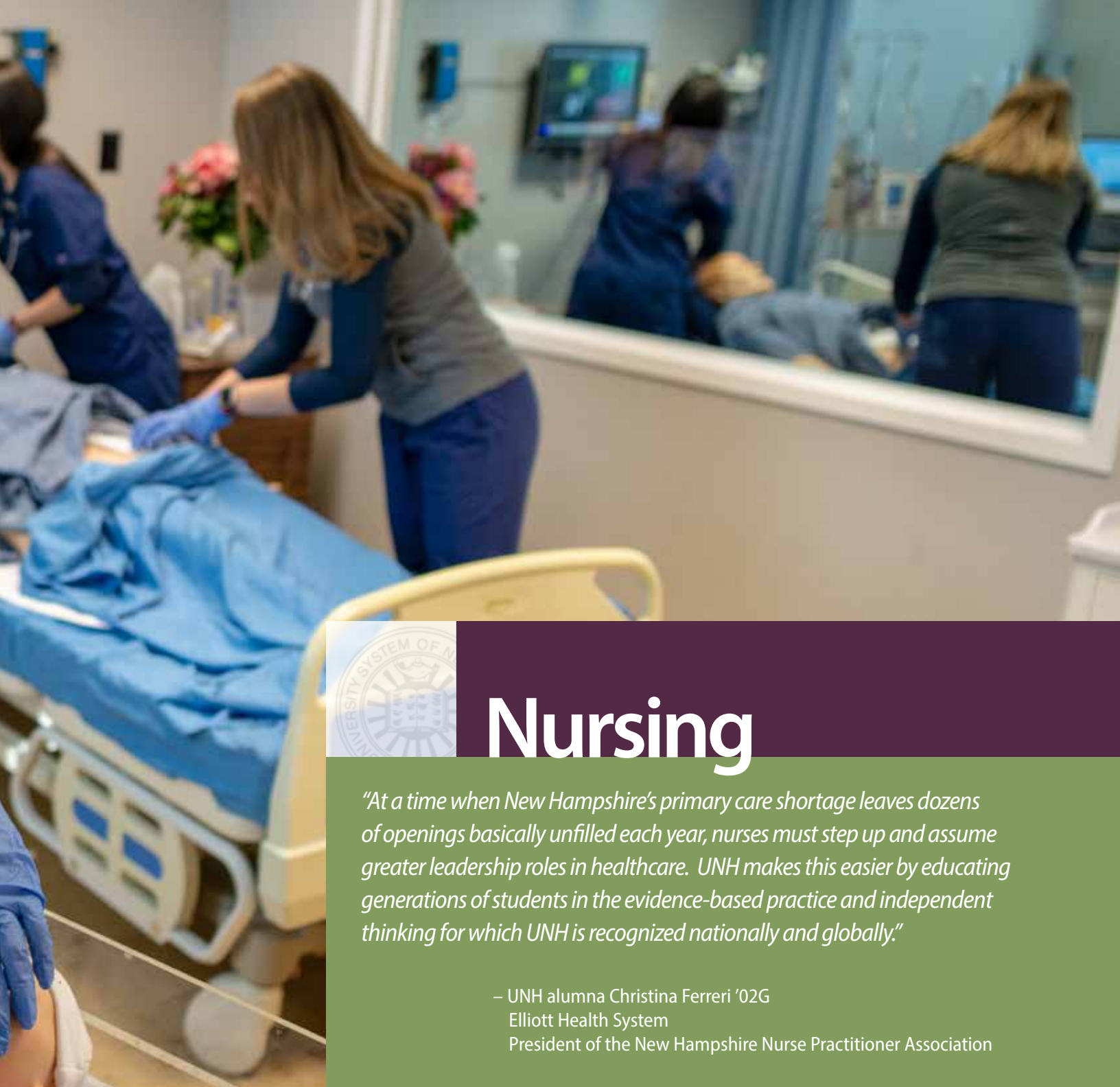
Source: U.S. Department of Education, U.S. College Scorecard



USNH awards 200 bachelor's and advanced nursing degrees annually.

Nursing Graduates

Since the program began in 1965, more than 2,500 students have graduated from a UNH nursing program. This year, UNH enrolled 80 students into the entry-level nursing program. UNH's family nurse practitioner graduate program enrolled 78 students last year and, overall, more than 70 percent of those who graduate practice in New Hampshire.



Nursing

“At a time when New Hampshire’s primary care shortage leaves dozens of openings basically unfilled each year, nurses must step up and assume greater leadership roles in healthcare. UNH makes this easier by educating generations of students in the evidence-based practice and independent thinking for which UNH is recognized nationally and globally.”

– UNH alumna Christina Ferreri '02G
Elliott Health System
President of the New Hampshire Nurse Practitioner Association

Rural Telehealth

The new Telehealth Practice Center is bringing cutting edge health care technologies to UNH to ensure that students and NH’s health care providers are equipped to provide innovative care to the most rural areas of the state. Student enrollment in telehealth courses tripled from 2018 to 2019.

Health Care Partnerships

More than 1,900 providers in the state who deliver care to 50 percent of the population have partnered with UNH’s Institute for Health Policy and Practice to improve health care practices throughout the Granite State.

Teri's Story

Nursing Experience:

33 Years as an RN

Education Background:

Nursing Diploma

I graduated with a diploma in nursing from Concord Hospital School of Nursing in the 1980s and today I am a maternal health nurse.

Nursing chose me. I always knew I would be a nurse and never thought about another career.

Because of changes in the health care field, many experienced RNs with nursing diplomas, like me, are being asked to add a bachelor's degree to their credentials and experience.

It was not my choice to return to college - it was required. However, it was my choice to attend Granite State. I embraced the experience, put my heart into it, and I am proud that I will have my BSN soon!



Keene State's Nursing Program Earns 10-Year Accreditation and Prepares Next Cohort of Nurses

New Hampshire continues to experience a shortage of nurses. Keene State's nursing program is training prepared, qualified nurses for this critical field. On November 1, 2018, Keene State College's nursing program was notified that it is fully accredited by the Commission on Collegiate Nursing Education (CCNE) for the next 10 years. The program was also granted full approval status by the New Hampshire Board of Nursing in October 2019. In May 2019, the college honored 18 nursing graduates in the Class of 2019. Several had already accepted positions at Dartmouth-Hitchcock Medical Center.

Partnerships within Public Higher Ed

GSC Invests Over \$450,000 in Advancing the Nursing Workforce

Since the inception of the RN to BSN Pathway, a partnership between the Community College System of New Hampshire (CCSNH) and USNH, Granite State College has made significant investments in the nursing workforce by offering a competitive, seamless, affordable, efficient and 100% online bachelor of science (BSN) in nursing degree, thereby, building a bridge between the state's two public higher education systems. When a NH resident graduates from CCSNH with a conferred associate degree in nursing (ADN), they become eligible for the RN to BSN Pathway scholarship at GSC, which reduces the per-credit cost of tuition for accepted and qualified students to a rate equal to the CCSNH tuition rate.



Keene State College and Community College System Open Doors to Four-Year Degrees

Keene State College and the Community College System of New Hampshire (CCSNH) are partnering to share administrative and classroom space on Keene State's campus, broadening opportunities for affordable educational offerings in the Monadnock region and offering seamless transfer pathways to four-year degrees for CCSNH students. Starting in the fall of 2020, River Valley Community College will teach its courses in Keene State's classrooms and laboratories. By the fall of 2020, community college leaders expect to add an associate degree in accounting as well as a licensed practical nurse program in Keene. *"We are proud to partner with CCSNH to leverage our strengths and build a network of learning opportunities that meet the needs of people throughout their lifetimes. This is the kind of effort our state needs, and this is what New Hampshire residents deserve."*
– Dr. Melinda Treadwell, Keene State College President



DPT Program at PSU

The Plymouth State University Doctor of Physical Therapy (DPT) degree program is the first offered by a public institution of higher education in New Hampshire. The program features early opportunities for clinical practice that are sustained through to graduation. The programs focus on experiential learning, applied research, regional service and leadership. These program graduates will be positioned to enter their fields ready to practice and engage in life-long learning, innovation and transformation.

Expanding Addiction Treatment Professionals


UNH's NH Citizens Health Initiative is partnering with the Department of Nursing to empower more than 150 nurse practitioners with expertise to take on new substance abuse patients via training, guidance and a learning network that allows them to prescribe medications to those in need. The program connects UNH nurse practitioner students with specialists via video conferencing so remote providers can be available yet remain at their own clinics to treat patients.



Plymouth State University Hosts Inaugural Governor's Cup FIRST® NH Robotics Competition

New Hampshire Governor Chris Sununu, FIRST® New Hampshire, the University System of New Hampshire, the Community College System of New Hampshire, Eversource, BAE Systems and Fidelity have partnered to present The Governor's Cup – an off-season robotics competition for the state's high school FIRST Robotics Competition teams hosted at PSU. In addition to providing the state's high school robotics teams an opportunity to compete prior to the official FIRST Robotics Competition season, up to 50 high school seniors had the opportunity to earn one-semester scholarships to New Hampshire's public institutions.





Technology

“We teamed up with the University System, Community College System and FIRST to create The Governor’s Cup. The Governor’s Cup is a truly unique opportunity for students from all across our state to further develop their STEM skills in a fun and competitive environment.”

-Governor Sununu

“This is a total home run for Granite State students.”

-Dean Kamen,
founder of FIRST



UNH-led Effort Secures \$20 Million Grant to Lift State's Biotech Industry

A \$20M grant will help UNH, Dartmouth College and Keene State College to work more closely with the Advanced Regenerative Manufacturing Institute (ARMI) and other industry partners to accelerate biomaterial design and manufacturing. A portion of the grant will be used to train a skilled workforce for biotech manufacturers inspired by ARMI and NH BioMade, which is developing materials needed to make human tissue engineering practical on a large scale.

USNH schools award 65% of NH's bioscience degrees and nearly 60% of NH's science and engineering degrees overall.

PSU Meteorology Students' "Snowpack-Sensors" Aid Avalanche and Flooding Analysis

A group of undergraduates, graduate students, and researchers designed, built and deployed low-cost devices during the 2018–2019 winter season to better predict mountain avalanches. Flooding is a major concern throughout New Hampshire, and the PSU sensors record snow depth and temperature – important factors used in flooding forecasts. Commercially available recorders can be cost-prohibitive, but the PSU-built versions were built for approximately \$300 each. Students gained first-hand experience assembling and testing the units that were constructed from off-the-shelf components.



PSU Brings High-Tech Robotics Programs to the North Country

Plymouth State University expanded NH's first bachelor's degree program in robotics with a dedicated assembly and experimentation area in a new makerspace. The electromechanical technology and robotics (EMTR) program integrates electromechanics, microcontrollers, software and computer science with artistic design to build and design real-world automation systems. These students graduate prepared for in-demand jobs while becoming innovators and entrepreneurs.

Keene State Prepares Optics Engineering Workforce Through Industry Partnerships

Responding to requests by regional optics engineering and precision manufacturing companies, Keene State College has initiated the development of credential and degree programs in this field. The curricula is being developed through a partnership joining KSC faculty and industry leaders in the region – BAE Systems, Corning, Moore Nanotech, StingRay, Chroma Technologies and Omega Optical. As a result of this collaboration, Keene State leaders are now in the process of identifying capital investment opportunities to develop the Monadnock Business Partnership Hub, a physical space that will be home to the new optics program as well as other regional workforce development partnerships.

UNH Manchester Launches Cybersecurity Engineering Program to Meet Market Demand for Talent

In response to increasing market demand to protect against severe cyber threats and data breaches, UNH Manchester launched a master's degree program in cybersecurity engineering for the fall 2018 term. Cybersecurity jobs in the state are predicted to grow by 28 percent over the next 10-year period. This new program will help to build that workforce by preparing graduates to develop, engineer and operate secure information systems.



"There is a growing investment in cybersecurity, a growing need for cybersecurity professionals and a growing gap between that need and workforce supply," said Mike Decelle, dean of UNH Manchester and board member for the New Hampshire Tech Alliance.



Workforce



Keene State Students Intern and Begin Careers with Ken Burns's Film Production House

Keene State has a long-standing relationship with Florentine Films, the production house of legendary filmmaker Ken Burns. The connection between Keene State and Florentine Films opens doors for Keene State students in a variety of majors to internships and career opportunities.

It's one of the hallmarks of a Keene State education – working at successful businesses and gaining exposure to potential future career paths. For students studying film, history or art, an internship at Florentine Films is an incredible opportunity to build their skills, expand their knowledge and try something unexpected.

Alumni employees at Florentine Films. Back row: Daniel White '95, Dave Mast '96. Front row: Rebecca Connolly '16, Cat Harris '10, Lynne Carrión '18.



GSC Awards College Credit to First Responders for Their Training

Supporting public service professionals

Granite State College offers college credit for a pre-approved range of law enforcement, firefighter and EMT training. These programs help to propel public service professionals toward a four-year degree, strengthening their leadership capacity and preparing them for advanced positions.


“Education raises the bar for your own level of knowledge and increases the confidence that we have in ourselves and that the public has in us.”

– Dawn Shea '18
Detective Sergeant
Allentown, NH

GSC Honored for Best Online Bachelor's Programs and Top College for Adult Learners

For the seventh year in a row, Granite State College has achieved a top-100 ranking for its online degree programs from *U.S. News & World Report*. GSC is #76 among a pool of more than 1,700 institutions that were surveyed for online bachelor's programs nationwide. The online graduate business programs (non-MBA) garnered a #94 ranking. In 2019, GSC also celebrated its #11 ranking from *Washington Monthly* for Best Colleges for Adult Learners (4-year).





UNH Extension



5,200+

Extension volunteers



Nearly 119,000

Residents assisted



100+

Lakes protected



150,000+

Acres managed



UNH Extension Wins National Honors for Community and Economic Development

UNH Extension improves citizens' lives and our state's economy by fostering workforce development, healthy families, sustainable natural resources and collaborative solutions for the state's most pressing issues. With nearly 100 employees staffing offices in all 10 NH counties, Extension has far-reaching impact in every Granite State community.

This year saw phenomenal growth of Nature Groupie – a state-of-the-art online platform created in partnership with UNH Innovations – connecting energized citizens with important conservation projects in need of volunteers. To date, nearly 6,000 Nature Groupie volunteers have helped to clean rivers, restore wildlife habitats, maintain trails, plant trees and do research for more than 200 environmental organizations. In 2019, the program was trademarked and plans are in place for a sustainable national rollout of this market-based approach to achieving the public good.



UNH and Army ROTC: Creating Great Opportunities, Future Leaders



Jack Remick '19 juggled a mechanical engineering major with the physical and mental demands required to be an Army ROTC cadet when he attended UNH. In May, he earned an officer's commission, graduated from UNH, became an infantry officer in the Army National Guard and began his dream job at BAE Systems in Nashua.

National Guard: Spotlight on Granite State College

Recruiters believe that a key incentive for joining the National Guard is the promise of a free college education at USNH schools. Many who choose this path are part of the student body at Granite State College. Guardsmen are our citizen-soldiers who, in addition to their military responsibilities, have families, jobs and bills to pay. Granite State's focus on adult learners fits with their lifestyles and GSC's flexibility allows them to pursue their education even while deployed.

Our Guardsmen have conducted international combat operations in the Middle-East and been involved in humanitarian missions in Central America and across the U.S. First-hand experiences of other cultures and viewpoints from across the globe inform their participation in the classroom and bring the world home to New Hampshire. Granite State College provides these service members with more than just diplomas; it provides fundamental professional development. GSC programs develop better communicators and critical thinkers and hone technical and management skills that Guardsmen use in their civilian jobs and while on duty.

Since 2009, USNH has provided NH guardsmen and women with more than 5,000 tuition waivers, totaling nearly \$18M.



KPMG LLP
Two Financial Center
60 South Street
Boston, MA 02111

Independent Auditors' Report

The Governor and
Legislative Fiscal Committee
State of New Hampshire; and
The Board of Trustees
University System of New Hampshire:

We have audited the accompanying statements of net position of the University System of New Hampshire (the System), a component unit of the State of New Hampshire, as of and for the years ended June 30, 2019 and 2018, the related statements of revenues, expenses and changes in net position and cash flows for the years then ended, and the related notes to the financial statements, which collectively comprise the System's basic financial statements for the years then ended.

Management's Responsibility for the Financial Statements

Management is responsible for the preparation and fair presentation of these financial statements in accordance with U.S. generally accepted accounting principles; this includes the design, implementation, and maintenance of internal control relevant to the preparation and fair presentation of financial statements that are free from material misstatement, whether due to fraud or error.

Auditors' Responsibility

Our responsibility is to express an opinion on these financial statements based on our audits. We conducted our audits in accordance with auditing standards generally accepted in the United States of America. Those standards require that we plan and perform the audit to obtain reasonable assurance about whether the financial statements are free from material misstatement.

An audit involves performing procedures to obtain audit evidence about the amounts and disclosures in the financial statements. The procedures selected depend on the auditors' judgment, including the assessment of the risks of material misstatement of the financial statements, whether due to fraud or error. In making those risk assessments, the auditor considers internal control relevant to the entity's preparation and fair presentation of the financial statements in order to design audit procedures that are appropriate in the circumstances, but not for the purpose of expressing an opinion on the effectiveness of the entity's internal control. Accordingly, we express no such opinion. An audit also includes evaluating the appropriateness of accounting policies used and the reasonableness of significant accounting estimates made by management, as well as evaluating the overall presentation of the financial statements.

We believe that the audit evidence we have obtained is sufficient and appropriate to provide a basis for our audit opinion.

Opinion

In our opinion, the financial statements referred to above present fairly, in all material respects, the net position of the University System of New Hampshire as of June 30, 2019 and 2018, and the changes in its net position and its cash flows for the years then ended in accordance with U.S. generally accepted accounting principles.

KPMG LLP is a Delaware limited liability partnership and the U.S. member firm of the KPMG network of independent member firms affiliated with KPMG International Cooperative ("KPMG International"), a Swiss entity.



Emphasis of Matters

As discussed in Note 1 to the financial statements, in 2019 the System adopted Governmental Accounting Standards Board (GASB) Statement No. 83, *Certain Asset Retirement Obligations*, and GASB Statement No. 88, *Certain Disclosures Related to Debt, Including Direct Borrowings and Direct Placements*. Our opinion is not modified with respect to these matters.

Other Matter - Required Supplementary Information

U.S. generally accepted accounting principles require that the management's discussion and analysis on pages 25–33 and the required supplementary information on page 50 be presented to supplement the basic financial statements. Such information, although not a part of the basic financial statements, is required by the GASB who considers it to be an essential part of financial reporting for placing the basic financial statements in an appropriate operational, economic, or historical context. We have applied certain limited procedures to the required supplementary information in accordance with auditing standards generally accepted in the United States of America, which consisted of inquiries of management about the methods of preparing the information and comparing the information for consistency with management's responses to our inquiries, the basic financial statements, and other knowledge we obtained during our audits of the basic financial statements. We do not express an opinion or provide any assurance on the information because the limited procedures do not provide us with sufficient evidence to express an opinion or provide any assurance.

KPMG LLP

October 30, 2019

Management's Discussion and Analysis

June 30, 2019 and 2018 (Unaudited)

I. Introduction

The following Management's Discussion and Analysis summarizes the financial condition and results of activities of the University System of New Hampshire (USNH) for the fiscal years ended June 30, 2019 and 2018. This analysis provides a comparison of significant amounts and measures to prior periods and, where appropriate, presents management's outlook for the future.

USNH is a Section 501(c)(3) corporation organized under the laws of the State of New Hampshire to serve the people of the state as the key provider of public higher education for bachelor's and advanced degree students. USNH accomplishes its mission by operating four educational institutions that collectively offer a broad array of education, research and public services for the state. These institutions include the University of New Hampshire (UNH), Plymouth State University (PSU), Keene State College (KSC) and Granite State College (GSC). While select programs are active in other regions as well as abroad, most of USNH's activities take place at the three residential campuses (UNH Durham or UNHD, PSU and KSC). UNH-Manchester and UNH School of Law (UNHM and UNHL), the UNH Cooperative Extension and Small Business Development Centers located throughout the state and the six regional sites of GSC. The accompanying financial statements also include the activities and balances of the University of New Hampshire Foundation, Inc. (UNHF) and the Keene Endowment Association (KEA), two legally separate but affiliated entities. (See Note 1 to the Financial Statements for additional information on affiliated entities.)

II. Economic Outlook

As of June 2018, the US Census Bureau projected that through 2030 the number of New Hampshire residents between ages 15 and 19 will drop 6.3% (approximately 5,400 students) from the then-current level of 85,131. The dip would then be partially recovered over the following ten years to approximately 83,300 by 2040. This is one near-term trend impacting enrollment at USNH campuses. However, it is mitigated by other trends including increased demand for fifth year programs culminating in graduate degrees, as well as local industry needs for higher education levels of new hires. At 2.5% as of June 2019, New Hampshire has the fourth lowest unemployment rate in the country behind only Iowa, North Dakota and Vermont. This compares to the national average of 3.7% and is welcome news for our graduates as they transition into the state's workforce. Over the past few years USNH institutions have increased partnerships with the state and businesses to offer and expand programs in areas of expected economic growth including nursing and other health-related programs, as well as robotics and other new technologies. In short, our campuses continue to focus on meeting both local and regional demands for quality education. The remainder of this report describes the results of financial operations for the year ended June 30, 2019 with comparisons to prior years.

III. Financial Highlights

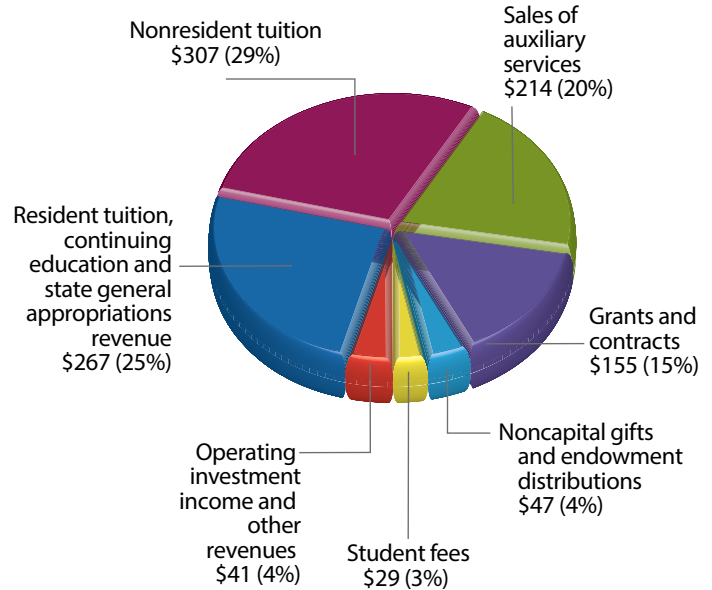
A. Revenues

Chart 1 to the right shows USNH's operating revenue streams including state appropriations, which totaled approximately \$1 billion in both fiscal years 2019 and 2018. Given our tri-fold mission of instruction, research and public service, the vast majority of USNH revenues are generated by the provision of educational and auxiliary services. As shown in Chart 2, institutional financial aid expenditures continue to surpass aid provided by grants and student loans issued.

Chart 1: 2019 Gross Revenues by Source

Total = \$1+ Billion

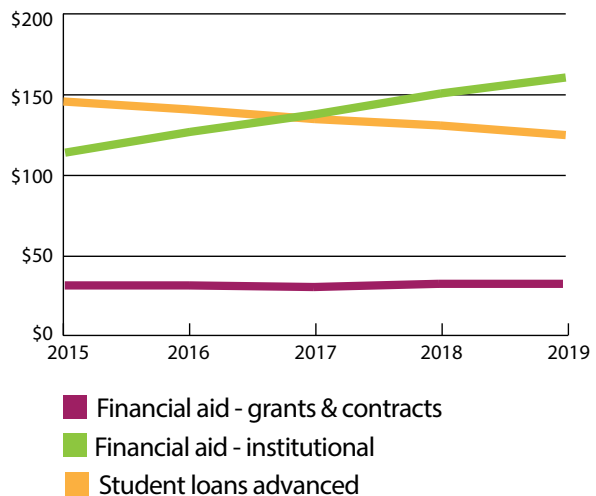
(\$ in millions)



USNH has provided over \$1.5 billion in direct financial aid to students over the past ten years. Approximately \$331 million (22%) of this total was from grants and contracts. Over \$1 billion (71%) came from campus general funds, and the remaining 7% (\$105 million) was provided by gifts and athletics programs. USNH continues to focus on this area with the goal of limiting student and family loan debt for our graduates.

Chart 2: Student Aid Trends

(\$ in millions)



As seen in Table 1 below, enrollment at the flagship campus has remained stable over the past five years at an average of over 15,500 FTE students for all UNH locations combined. UNH's Durham campus had large increases in freshmen applications over the past four years as shown in Table 2. Their enrollment strategy remains focused on attracting exemplary students. Approximately 40% of new UNHD students in the fall of 2018 ranked in the top 20% of their high school class reflecting the continued quality of the population. UNH's new president also published four strategic principles to drive UNH to become one of the top 25 public universities in the US. These include enhancing student success and well-being, expanding excellence, embracing New Hampshire, and building financial strength.

Under the leadership of their new president, KSC began grouping its academic programs into two new schools during 2019. This is expected to result in administrative efficiencies and sharing of resources. Their School of Arts, Education and Culture now houses education, journalism, communications, philosophy, Holocaust studies and several other majors. In addition, the School of Sciences, Sustainability and Health includes architecture, chemistry, political science, nursing, human performance, and environmental studies as well as technology and other related programs.

Table 1: Full-Time Equivalent Credit Enrollment

For the Fall of Each Fiscal Year

	2015	2016	2017	2018	2019
UNH (all campuses)	15,406	15,657	15,473	15,669	15,629
PSU	4,346	4,674	4,641	4,694	4,772
KSC	4,751	4,250	4,160	3,758	3,487
GSC	<u>1,685</u>	<u>1,658</u>	<u>1,584</u>	<u>1,446</u>	<u>1,468</u>
Total USNH FTEs	<u>26,188</u>	<u>26,239</u>	<u>25,858</u>	<u>25,567</u>	<u>25,356</u>
NH Resident	14,308	13,742	13,240	12,940	12,842
Nonresident	<u>11,880</u>	<u>12,497</u>	<u>12,618</u>	<u>12,627</u>	<u>12,514</u>
Total USNH FTEs	<u>26,188</u>	<u>26,239</u>	<u>25,858</u>	<u>25,567</u>	<u>25,356</u>

For 2019 the residential campuses limited tuition increases for NH students to 2.5%, and GSC limited their NH-resident increases to 2.3%. Nonresident tuition revenues increased 2.6% (\$7.7 million) over the prior year. For the past two years approximately 51% of USNH students were NH residents when calculated on a full-time equivalency basis. New England has historically been known as a premier location for the pursuit of higher education, whether at a public or private institution. While that is still true, regional school age populations are expected to decrease over time, resulting in more competition for the smaller number of NH students.

USNH is working to ensure New Hampshire students are prepared to meet the needs of the State's workforce. While financial aid from grants have remained stagnant for the past several years, institutional financial aid grew 6.1% (\$9.4 million) in 2019 after a 10% (\$13.8 million) increase in 2018. USNH has also made significant changes in the way it awards financial aid. During 2018, UNH launched the Granite Guarantee program which covers the cost of tuition for all federal Pell-grant eligible New Hampshire students. The sister USNH residential campuses were quick to follow suit. This program is funded with restricted gifts as well as unrestricted sources. The State is also partnering in this area by renewing its Governor's Scholarship Fund for NH resident students. A review of New Hampshire's school population data by age grouping suggests that our enrollment challenges will increase in future years. Planning for this possibility includes more programs for adult-learners currently in place at all campuses, and future capital project plans now include consideration of these impacts as well.

Table 2: Freshman Applications, Acceptances and Enrollees at UNH Durham*

For the Fall of Each Fiscal Year

	2015	2016	2017	2018	2019
Freshmen applications received	18,420	19,255	20,203	19,966	20,096
Acceptances as % of applications	80%	71%	76%	77%	77%
Enrolled as % of acceptances	18%	24%	19%	20%	20%

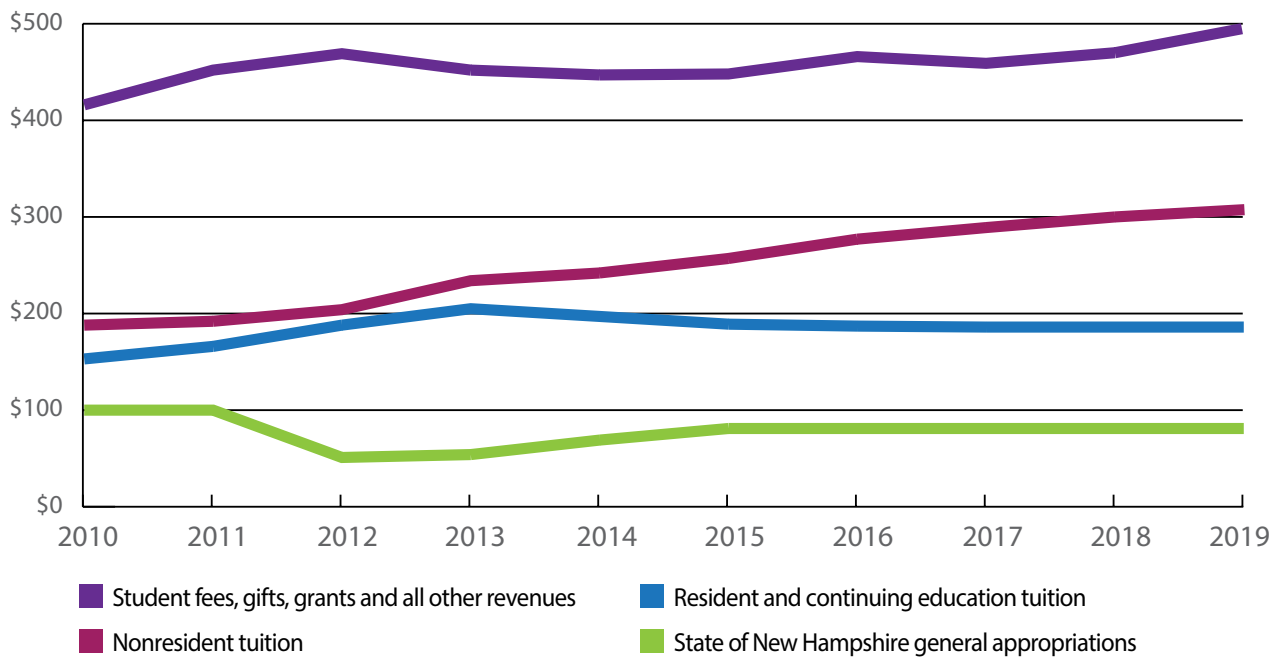
* Comparable data for other campuses is available upon request.

Chart 3 below shows USNH's major revenue stream trends for the past ten years. As seen in the graph, state appropriation revenues were cut by 50% in 2012, which resulted in a significant increase in resident tuition rates for fiscal years 2012 and 2013. USNH then held resident tuition rates flat through 2015 as the appropriation was partially restored. Inflationary increases in the resident tuition rates were added for 2016 through 2019. As evidenced by the financial aid growth shown in Chart 2, USNH is committed to working with the State to ensure that New Hampshire's students have access to a quality education at an affordable price.

Chart 3: Ten Year Revenue History

Before Application of Student Financial Aid

(\$ in millions)



B. Operating and Capital Expenditures

USNH's operating expenses (including interest) decreased \$3.4 million or 0.4% over the 2018 level; and 2018 expenses increased only 1.5% over 2017. There have been significant efforts to organize USNH employee groups over the past few years. USNH now has agreements in place for twelve groups representing 1,378 individuals or approximately 23% of the nonstudent employee population. Nongrant employee compensation costs increased slightly (\$759,000 or 0.2%) for the year. Depreciation charges for buildings and equipment increased by \$160,000 or 0.2%. USNH recorded \$93,000 of amortization expense related to the adoption of GASB 83, *Certain Asset Retirement Obligations*, in 2019. This is offset by nongrant supplies and services and utility cost decreases of nearly \$2 million from the 2018 level.

USNH recently restructured its purchasing activities to have all campus Procurement personnel report centrally. This model of local delivery with central oversight is designed to contain costs by combining our purchasing volumes across the state. As part of this initiative USNH contracted for a system-wide online purchasing system during 2018. This new system is expected to be live in calendar year 2019 and is designed to streamline business processes and provide tools needed for data driven procurement decision making.

Chart 4: Expenses by Functional Classification

(\$ in millions)

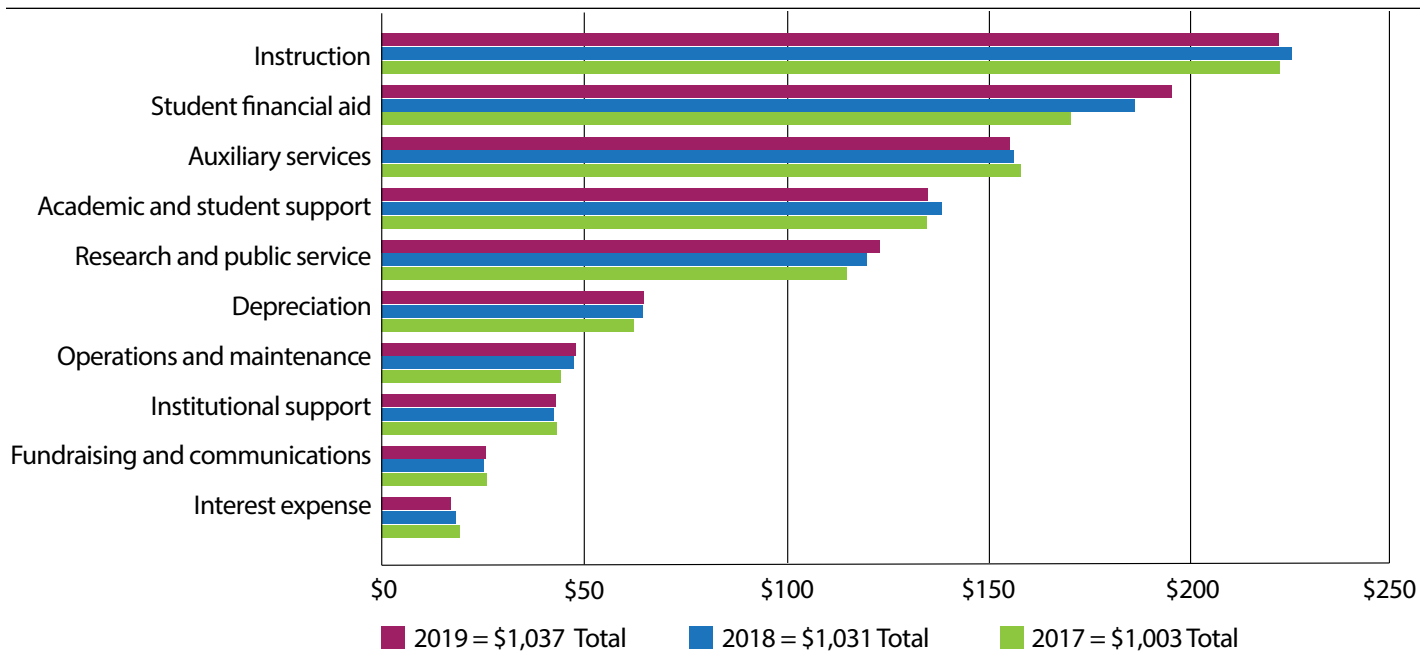


Chart 4 displays USNH's operating expenses for the past three years by functional, rather than natural, classification. The increases in financial aid discussed above are clearly depicted in the graph. That is the only cost category with such significant growth. (Additional detail on operating expenses by function can be found in Note 13 to the Financial Statements.)

The campuses had several major capital projects underway during 2019. The Geneva Smith Residence Hall (\$8 million) at PSU was completed in 2019. The Health and Human Performance Center (\$10 million) at PSU, KSC's Mason Library expansion for Holocaust study materials funded primarily with gift proceeds (\$5 million), and the new water treatment plant that UNH will share with the town of Durham (\$20 million) are all expected to be completed in fiscal year 2020.

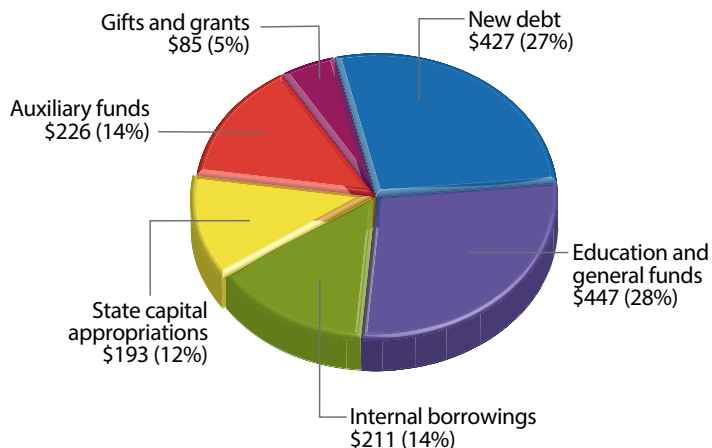
From 2002 to 2013, USNH received significant state capital appropriations to renovate specific academic buildings on each campus. During the past ten years operating and internal funds totaling \$211 million were used to supplement the state appropriations. However, there are still several buildings in need of improvement at each campus. This work is needed to ensure USNH can meet the education and experiential needs of its students. Because state capital funding has been significantly reduced over the past several years, USNH campuses must strategically prioritize the available limited funding for capital assets, while at the same time not allowing deferred maintenance needs to escalate. In addition, USNH is only authorized to issue debt for self-supporting, auxiliary projects. The related debt service is then funded by student fees for each type of auxiliary service (housing, dining or recreation).

Chart 5 below shows the funding sources for USNH's capital spending over the past fifteen years. USNH spent over \$1 billion during this time to construct and renovate buildings and infrastructure at all campuses. One of the largest sources of funding for the related projects was debt issuances of \$427 million. Plant and equipment depreciation expenses of \$763 million were recorded during the same period. (See Notes 5 and 8 to the Financial Statements for additional information on property and equipment, and debt balances.)

Chart 5: Capital Funding Sources, 2005-2019

Total \$1.6 Billion

(\$ in millions)



C. Investing Activities

Cash and short-term investment balances totaled approximately \$224 million on June 30, 2019. This compares to \$206 million on June 30, 2018. (See Note 2 to the Financial Statements for additional information on cash, cash equivalents and short-term investments.) USNH's long-term investments are primarily derived from endowment gifts intended to be invested in perpetuity. With Board approval USNH also invests select large, current-use gifts, and unrestricted balances held centrally, as quasi-endowment funds. These amounts are invested in one of three venues depending on whether the donor contributed to a campus, the UNH Foundation (UNHF), or the Keene Endowment Association (KEA). The investment pools are managed to provide the highest rate of return over the long term given an acceptable level of risk as determined by the responsible fiduciaries. The USNH Consolidated Endowment Pool holds funds for the benefit of all campuses. The UNHF endowment pool holds funds for the benefit of UNH only, and the KEA pool holds funds for the benefit of KSC only. The USNH Board of Trustees has fiduciary responsibility for the USNH Pool, whereas the separate boards of UNHF and KEA have their own investment policies and are responsible for those investments. Below is a summary of USNH's endowment and similar investment values for the past three years.

Table 3: Endowment and Similar Investments Market Value Summary

(\$ in millions)

	As of June 30,		
	2019	2018	2017
USNH Pool	\$542	\$527	\$498
UNHF Pool	236	225	204
KEA Pool	10	9	8
Funds held in trust	16	16	16
Life Income/Annuity Funds	<u>5</u>	<u>4</u>	<u>4</u>
	<u>\$809</u>	<u>\$781</u>	<u>\$730</u>

While the two larger pools are primarily invested in funds, the KEA pool primarily holds individual stock and bond investments. As shown in Table 4 above, the KEA pool net gains over the past three years averaged 11.6% and the USNH and UNHF pools averaged 9.0% and 8.8%, respectively, before distributions. During fiscal year 2019, the Investment Committee of the USNH Board of Trustees voted to change the target asset allocations for investments in the USNH Endowment pool. The changes included increasing the targets for public and private global equities, while also reducing the targeted level of flexible capital investments. These changes will be incorporated over several years to ensure prior fund commitments are met.

Distributions from the endowment and trust funds totaled approximately \$34 million in fiscal year 2019. This compares to \$28 million for fiscal year 2018. The difference is primarily due to USNH beginning to payout on a quasi-endowment created several years ago to support debt service payments made by the campuses. Distributions of approximately \$22 million were made from the USNH pool and trusts, along with \$11 million from the UNHF pool and \$401,000 from the KEA pool. Distributions represent a smaller percentage of the USNH pool because USNH holds

several quasi-endowment funds for future, rather than current, use. Volatility in returns has resulted in a limited number of endowment funds having market values less than the original gift value ("underwater" funds). Recent gains have mitigated this in most cases. Of the 1,504 true endowment funds maintained in the various endowment pools, only 31 remained underwater at June 30, 2019. This compares to 42 underwater true endowment funds at June 30, 2018. The true endowment balances underwater at June 30, 2019 totaled \$710,000, compared to \$440,000 at June 30, 2018. Certain quasi-endowment funds were also underwater in both years as well. (See Notes 4 and 12 for further information on endowment and similar investments.)

Table 4: Pooled Endowment Returns

	Year - Ended June 30,			Three Year Average
	2019	2018	2017	
USNH Pool				
Gross return	6.3%	8.4%	13.4%	9.4%
<i>Investment management fees</i>	<u>(0.5%)</u>	<u>(0.4%)</u>	<u>(0.4%)</u>	<u>(0.4%)</u>
Net return	5.8%	8.0%	13.0%	9.0%
<i>Distributions</i>	<u>(4.1%)</u>	<u>(3.2%)</u>	<u>(3.5%)</u>	<u>(3.6%)</u>
Net reinvested	<u>1.7%</u>	<u>4.8%</u>	<u>9.5%</u>	<u>5.4%</u>
UNHF Pool				
Gross return	5.6%	8.6%	14.1%	9.4%
<i>Investment management fees</i>	<u>(0.6%)</u>	<u>(0.7%)</u>	<u>(0.6%)</u>	<u>(0.6%)</u>
Net return	5.0%	7.9%	13.5%	8.8%
<i>Distributions</i>	<u>(3.8%)</u>	<u>(5.3%)</u>	<u>(5.7%)</u>	<u>(4.9%)</u>
Net reinvested	<u>1.2%</u>	<u>2.6%</u>	<u>7.8%</u>	<u>3.9%</u>
KEA Pool				
Gross return	10.9%	14.7%	11.3%	12.3%
<i>Investment management fees</i>	<u>(0.7%)</u>	<u>(0.7%)</u>	<u>(0.7%)</u>	<u>(0.7%)</u>
Net return	10.2%	14.0%	10.6%	11.6%
<i>Distributions</i>	<u>(4.5%)</u>	<u>(3.7%)</u>	<u>(5.7%)</u>	<u>(4.6%)</u>
Net reinvested	<u>5.7%</u>	<u>10.3%</u>	<u>4.9%</u>	<u>7.0%</u>

IV. Using the Financial Statements

A. Statements of Net Position

The Statements of Net Position on the following two pages depict all USNH assets, liabilities, and deferred inflows/outflows of resources on June 30th each year, along with the resulting net financial position. An increase in net position over time is a primary indicator of an institution's financial health. Factors contributing to future financial health as reported on the Statements of Net Position include the value and liquidity of financial and capital investments, and balances of related obligations.

Table 5 below shows condensed information from the Statements of Net Position at June 30 for the past five years. Note that we have also included certain condensed information as of June 30, 2019 by campus herein as required by regional accreditation agencies.

Table 5: Condensed Information from the Statements of Net Position as of June 30,
(\$ in millions)

	2015	2016	2017	2018*	2019**
Cash and short-term investments	\$ 237	\$ 228	\$ 213	\$ 206	\$ 224
Endowment and similar investments	679	655	730	781	809
Property and equipment, net	1,010	1,077	1,120	1,122	1,117
Other assets and deferred outflows of resources	<u>168</u>	<u>162</u>	<u>106</u>	<u>95</u>	<u>92</u>
Total Assets and Deferred Outflows of Resources	<u>2,094</u>	<u>2,122</u>	<u>2,169</u>	<u>2,204</u>	<u>2,242</u>
Derivative instruments - interest rate swaps	30	37	26	18	23
Postretirement medical benefits	54	56	56	90	83
Long-term debt	500	519	501	488	465
Other liabilities and deferred inflows of resources	<u>160</u>	<u>169</u>	<u>152</u>	<u>160</u>	<u>173</u>
Total Liabilities and Deferred Inflows of Resources	<u>744</u>	<u>781</u>	<u>735</u>	<u>756</u>	<u>744</u>
Net investment in capital assets	598	630	651	665	685
Restricted financial resources	413	405	454	481	495
Unrestricted financial resources	<u>339</u>	<u>306</u>	<u>329</u>	<u>302</u>	<u>318</u>
Total Net Position	<u>\$1,350</u>	<u>\$1,341</u>	<u>\$1,434</u>	<u>\$1,448</u>	<u>\$1,498</u>

*Beginning net position restated to reflect the adoption of GASB 75 related to postretirement medical obligations

**Beginning net position restated to reflect the adoption of GASB 83 related to asset retirement obligations

As shown above, cash and short-term investment balances have been relatively stable over the past five years. In 2017 endowment returns rebounded after net losses in the prior two years. The 2018 and 2019 endowment gifts and gains were more moderate, but increased the restricted net position, as well as the investment asset balances. The other assets balances above include investments of \$69 million, \$57 million, \$11 million and \$4 million, held by our bond trustee related to our Series 2015 and 2016 bond issuances for 2015 through 2018, respectively. As of June 30, 2019, USNH no longer had any debt proceeds held by bond trustees. In 2017, USNH also transferred assets related to our Operating Staff Retirement Program into a trust, and applied the provisions of GASB Statement No. 68, *Accounting and Financial Reporting for Pensions*. The actuarial reviews completed for the plan for 2017 and 2018 resulted in the recording of a net pension asset of approximately \$1 million. Accordingly, no related pension liabilities are recorded for the plan beginning in 2017. The net pension assets were significantly reduced in 2019. A balance of approximately \$779,000 remains in other assets for this program as of June 30, 2019.

Deferred inflows and outflows of resources include changes in the fair value of USNH's interest rate swap derivatives, as well as accounting gains and losses related to refinancing certain bonds outstanding. The impacts of changes in actuarial assumptions, differences between projected and actual earnings, and benefit payments made after the measurement dates of USNH benefit plans are also included in deferred inflows and outflows beginning in 2017 depending on the type of plan. Beginning in 2019, additional deferred inflows and outflows were recorded related to asset retirement obligations.

The reduction in other assets and deferred outflows of resources in 2018 is due to a \$7 million reduction in the fair value of interest rate swap obligations, offset by an increase in accounting losses on debt refinancing and postretirement medical plan benefit payments which were made after the actuarial review measurement date in 2018. In 2018, USNH adopted the provisions of GASB Statement No. 75, *Accounting and Financial Reporting for Postemployment Benefits Other than Pensions*, for our postretirement medical obligations. The actuarial review completed for the Postretirement Medical Plan at that time resulted in recording deferred inflows and outflows in both fiscal year 2018 and 2019. Additional postretirement medical changes were recorded in 2019.

In 2018, the UNH Foundation also adopted the provisions of GASB Statement No. 81, *Irrevocable Split-Interest Agreements*, which resulted in recording deferred inflows of approximately \$1 million and \$2 million in 2017 and 2018, respectively.

USNH has large liabilities related to long-term debt and postretirement medical benefits. Bond and capital lease principal payments ranged from \$16 million to \$21 million for fiscal years 2017 through 2019. The postretirement obligations represent the actuarially-determined value of medical benefits provided to certain current and former employees for various periods, including the remaining life of the participants in some cases. (See Notes 7 and 8 to the Financial Statements for additional information in this regard.)

Net position is reported in three categories. The net invested in capital assets amount represents the historical cost of property and equipment reduced by total accumulated depreciation and the balance of related debt outstanding for certain auxiliary buildings. Restricted financial resources include balances of current and prior year gifts for specified purposes such as scholarships or academic programs, as well as campus endowment balances which were required to be invested in perpetuity by the original donors (\$282 million and \$264 million at June 30, 2019 and 2018, respectively). Unrestricted financial resources represent net assets that are available for any future use without legal restriction. (See Note 14 to the Financial Statements for further details on the components of net position.) A breakdown of asset, liability and net position balances by campus as of June 30, 2019 is shown below.

Table 5A: Condensed Information from the Statement of Net Position as of June 30, 2019 Presented by Campus

(\$ in millions)

	University of New Hampshire Campuses & Foundation	Plymouth State University	Keene State College & Endowment Association	Granite State College	Chancellor's Office	Total University System of New Hampshire
Cash and short-term investments	\$ 259	\$ 36	\$ 55	\$22	\$(148)	\$ 224
Endowment and similar investments	409	29	39	8	324	809
Property and equipment, net	744	191	174	7	1	1,117
Other assets and deferred outflows of resources	<u>(24)</u>	<u>(10)</u>	<u>3</u>	<u>(1)</u>	<u>124</u>	<u>92</u>
Total Assets and Deferred Outflows of Resources	<u>1,388</u>	<u>246</u>	<u>271</u>	<u>36</u>	<u>301</u>	<u>2,242</u>
Derivative instruments - interest rate swaps	–	–	–	–	23	23
Postretirement medical benefits	64	11	11	2	(5)	83
Long-term debt	185	99	98	–	83	465
Other liabilities and deferred inflows of resources	<u>88</u>	<u>14</u>	<u>13</u>	<u>2</u>	<u>56</u>	<u>173</u>
Total Liabilities and Deferred Inflows of Resources	<u>337</u>	<u>124</u>	<u>122</u>	<u>4</u>	<u>157</u>	<u>744</u>
Net investment in capital assets	491	79	74	5	36	685
Restricted financial resources	417	27	43	8	–	495
Unrestricted financial resources	<u>143</u>	<u>16</u>	<u>32</u>	<u>19</u>	<u>108</u>	<u>318</u>
Total Net Position	<u>\$1,051</u>	<u>\$122</u>	<u>\$149</u>	<u>\$32</u>	<u>\$144</u>	<u>\$1,498</u>

B. Statements of Revenues, Expenses and Changes in Net Position

Operating revenues are generally earned through the sale of goods and services. However, GASB reporting standards require that certain USNH recurring revenues be shown as nonoperating. This includes state general appropriations, federal Pell grants, noncapital gifts, operating investment income, and the portion of endowment returns used to fund the related programs. These revenue streams are important sources of funds used to supplement tuition and fees revenue. Accordingly, we have grouped the operating and nonoperating revenues together in the condensed statements to allow readers to better understand which revenues support USNH operating expense streams. Table 6 on the following page shows condensed information from the Statements of Revenues, Expenses and Changes in Net Position for the five years ended June 30, 2019.

The net tuition and fees revenue values in these statements reflects the size and type of student enrollments, as well as student financial needs and academic achievement. Auxiliary services reflect revenues from student housing, dining, and other facility programs. Grants and contracts revenues reflect amounts reimbursed by USNH sponsors including the US government, state of New Hampshire, and other entities. These revenues may also come from awards to other institutions that are later contracted out to USNH campuses. Total operating and nonoperating revenues were up \$14 million in 2019, primarily due to increases in operating investment income and endowment payout. Expenses were down \$3 million in 2019, after an increase of \$12 million in 2018. The increase in net position before other changes reflects USNH's operating margin each year. USNH's operating margin for 2019 was 2.7% of net revenues. This is primarily due to the higher investment income levels noted above.

Table 6: Condensed Information from the Statements of Revenues, Expenses and Changes in Net Position for the Years Ended June 30,

(\$ in millions)

	2015	2016	2017	2018	2019
Tuition and fees	\$472	\$491	\$501	\$514	\$522
Less: student financial aid	(149)	(162)	(172)	(188)	(197)
Net tuition and fees	323	329	329	326	325
Sales of auxiliary services	206	211	216	215	214
Grants and contracts	149	149	146	153	155
State general appropriations	81	81	81	81	81
Noncapital gifts, investment income and other revenues	66	79	71	74	88
Total Operating and Nonoperating Revenues	825	849	843	849	863
Employee compensation	503	529	521	533	534
Supplies and services	203	203	210	208	204
Utilities, depreciation and interest	98	99	100	102	102
Total Operating and Nonoperating Expenses	804	831	831	843	840
Increase in Net Position from Recurring Activities	21	18	12	6	23
Endowment gifts and returns, net	6	(30)	70	45	27
State capital appropriations and other changes	5	3	11	5	2
Total Other Changes in Net Position	11	(27)	81	50	29
Effect of adoption of new accounting standards	–	–	–	(42)	(2)
Total Increase (Decrease) in Net Position	\$ 32	\$ (9)	\$ 93	\$ 14	\$ 50

Endowment gifts totaled \$18 million in 2019, \$16 million in 2018, and \$13 million in 2017. Most of these gifts were due to UNH's recent capital campaign which ended in 2018. The investment return after distributions totaled only \$8.9 million in 2019 after gains of \$29 million in 2018 and \$56 million in 2017. The volatility of endowment returns is a significant driver of the change in total net position each year. Table 6A below provides condensed information from the Statement of Revenues, Expenses and Changes in Net Position presented by campus for the year ended June 30, 2019.

Table 6A: Condensed Information from the Statement of Revenues, Expenses and Changes in Net Position for the Year Ended June 30, 2019 Presented by Campus

(\$ in millions)

	University of New Hampshire Campuses & Foundation	Plymouth State University	Keene State College & Endowment Association	Granite State College	Chancellor's Office	Total University System of New Hampshire
Tuition and fees	\$370	\$ 75	\$62	\$15	\$ –	\$522
Less: student financial aid	(138)	(30)	(24)	(5)	–	(197)
Net tuition and fees	232	45	38	10	–	325
Sales and auxiliary services	149	32	33	–	–	214
Grants and contracts	132	9	8	6	–	155
State general appropriations	55	12	11	3	–	81
Noncapital gifts, investment income and other revenues	59	6	6	1	16	88
Total Operating and Nonoperating Revenues	627	104	96	20	16	863
Employee compensation	386	60	57	13	18	534
Supplies and services	154	26	25	4	(5)	204
Utilities, depreciation and interest	63	19	17	1	2	102
Total Operating and Nonoperating Expenses	603	105	99	18	15	840
Change in Net Position from Recurring Activities	24	(1)	(3)	2	1	23
Endowment gifts and returns, net	17	2	2	–	6	27
State capital appropriations and other changes*	4	(1)	1	–	(4)	–
Total Other Changes in Net Position	21	1	3	–	2	27
Total Increase in Net Position	\$ 45	\$ –	\$ –	\$ 2	\$ 3	\$ 50

*Reflects adjustments related to adoption of new accounting standards.

C. Statements of Cash Flows

The Statements of Cash Flows summarize transactions affecting cash and cash equivalents. Table 7 below shows summary information from the Statements of Cash Flows for the five years ended June 30, 2019.

Table 7: Condensed Information from the Statements of Cash Flows for the Years Ended June 30,

(\$ in millions)

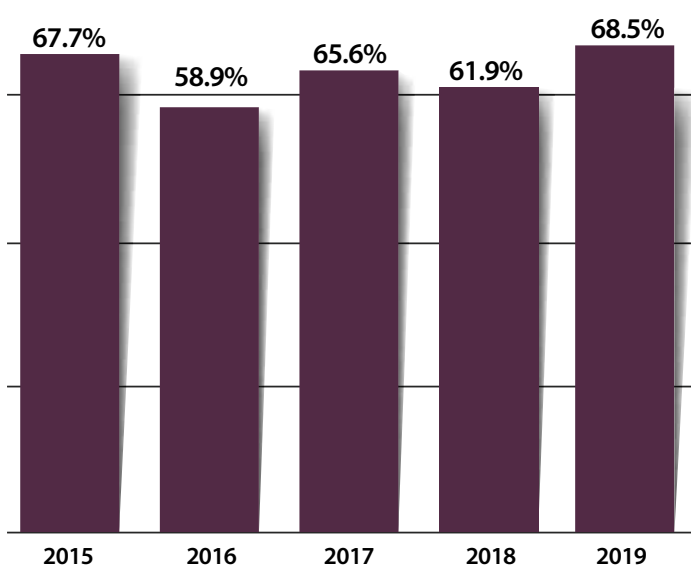
	2015	2016	2017	2018	2019
Cash flows from:					
Receipts from tuition and fees, net	\$ 324	\$331	\$ 332	\$ 328	\$327
Receipts from sales of auxiliary services	206	208	217	214	216
Receipt of state general appropriations	81	81	81	81	81
Noncapital gifts, grants and other receipts	190	193	188	203	198
Payments to and on behalf of employees	(499)	(518)	(543)	(537)	(532)
Payments for supplies, services and utilities	(224)	(222)	(227)	(227)	(222)
Net Cash Provided by Operating and Noncapital Financing Activities	78	73	48	62	68
Net Cash Used in Capital Financing Activities	(5)	(110)	(120)	(83)	(78)
Net Cash (Used in)/Provided by Investing Activities	(73)	26	69	10	30
Increase/(Decrease) in Cash and Cash Equivalents	\$ –	\$ (11)	\$ (3)	\$ (11)	\$ 20

These statements provide information about cash collections and cash payments made by USNH each year. The statements are designed to help readers assess our ability to generate the cash flows necessary to meet current and future obligations. Cash flows from operating activities will always be different than the operating results on the Statements of Revenues, Expenses and Changes in Net Position because of the inclusion of noncash items, such as depreciation expense, and because the latter statement is prepared on the accrual basis of accounting, meaning that it shows revenues when earned and expenses as incurred. The increase in cash flows from operating and noncapital financing activities is primarily related to the increase in grant revenues during 2018 and 2019. The net cash used in capital financing activities for 2018 and 2019 is lower since most of the 2016 and 2017 investments generated by USNH's recent bond issuances had already been liquidated in prior years. The cash provided by investing activities in 2019 is higher because endowment investment transactions were less volatile than 2018.

D. Financial Indicators

USNH's primary indicator of its financial health is the level of unrestricted financial resources to external debt outstanding. This ratio uses the unrestricted net position balance as the numerator and the total long-term debt balance outstanding as the denominator. USNH's targeted unrestricted financial resources to debt ratio is 50% or above. The average of this ratio over the past five years was 64% reflecting sufficient available support of ongoing initiatives. (See Notes 8 and 14 to the Financial Statements for additional information in this regard).

Chart 6: Unrestricted Financial Resources to Total Debt



University System of New Hampshire

Statements of Net Position

(\$ in thousands)

	Balance at June 30,	
	2019	2018
ASSETS		
Current Assets		
Cash and cash equivalents	\$ 75,422	\$ 55,128
Short-term investments	148,166	151,150
Accounts receivable, net	22,031	20,628
Pledges receivable - current portion	3,292	3,299
Notes receivable - current portion	2,196	2,711
Prepaid expenses and other current assets	9,230	7,590
Total Current Assets	260,337	240,506
Noncurrent Assets		
Debt proceeds held by bond trustee for construction purposes	–	4,239
Endowment and similar investments - campuses	557,984	543,365
Endowment and similar investments - affiliated entities	251,249	237,917
Pledges receivable, net of current portion	4,810	5,501
Notes receivable, net of current portion	14,293	18,070
Pension assets, net of obligations	311	724
Property and equipment, net of accumulated depreciation	1,117,361	1,122,011
Total Noncurrent Assets	1,946,008	1,931,827
TOTAL ASSETS	2,206,345	2,172,333
DEFERRED OUTFLOWS OF RESOURCES	35,977	31,436
LIABILITIES		
Current Liabilities		
Accounts payable and accrued expenses	65,231	59,924
Deposits and unearned revenues	40,242	39,864
Accrued employee benefits - current portion	6,760	6,917
Postretirement medical benefits - current portion	5,331	5,837
Long-term debt - current portion	26,203	22,968
Total Current Liabilities	143,767	135,510
Noncurrent Liabilities		
Asset retirement and other obligations	5,787	2,000
Refundable government advances	17,513	16,679
Accrued employee benefits, net of current portion	24,702	25,736
Postretirement medical benefits, net of current portion	77,515	83,975
Derivative instruments - interest rate swaps	22,976	18,294
Long-term debt, net of current portion	439,016	465,219
Total Noncurrent Liabilities	587,509	611,903
TOTAL LIABILITIES	731,276	747,413
DEFERRED INFLOWS OF RESOURCES	12,500	8,700
NET POSITION (see Note 14)		
Net investment in capital assets	685,015	665,194
Restricted		
Nonexpendable	281,701	263,969
Expendable	213,337	216,339
Unrestricted	318,493	302,154
TOTAL NET POSITION	\$1,498,546	\$1,447,656

See accompanying notes to the financial statements.

University System of New Hampshire Statements of Revenues, Expenses and Changes in Net Position

(\$ in thousands)

	For the year ended June 30,	
	2019	2018
OPERATING REVENUES		
Resident tuition	\$ 166,236	\$ 165,325
Nonresident tuition	307,332	299,663
Continuing education tuition	19,574	20,749
Student fees revenue	28,514	28,072
Total tuition and fees	521,656	513,809
Less: student financial aid - grants and contracts	(33,460)	(33,591)
Less: student financial aid - all other	(163,308)	(153,890)
Net tuition and fees	324,888	326,328
Grants and contracts - direct revenues	107,258	105,735
Grants and contracts - facilities & administrative recovery	21,718	21,160
Sales of auxiliary services	214,511	214,784
Other operating revenues	32,266	29,677
TOTAL OPERATING REVENUES	700,641	697,684
OPERATING EXPENSES		
Employee compensation - grants and contracts	62,965	61,714
Employee compensation - all other	471,763	471,004
Supplies and services - grants and contracts	30,010	32,416
Supplies and services - all other	174,369	175,883
Utilities	18,583	19,065
Depreciation and amortization	65,349	65,096
TOTAL OPERATING EXPENSES	823,039	825,178
Operating loss	(122,398)	(127,494)
NONOPERATING REVENUES (EXPENSES)		
State of New Hampshire general appropriations	81,000	81,000
Federal Pell grants	25,968	26,408
Noncapital gifts	13,510	14,101
Endowment and investment income	42,024	29,667
Interest expense, net	(17,154)	(18,440)
Other nonoperating revenue	252	349
TOTAL NONOPERATING REVENUES (EXPENSES)	145,600	133,085
INCREASE IN NET POSITION BEFORE OTHER CHANGES	23,202	5,591
OTHER CHANGES IN NET POSITION		
State of New Hampshire capital appropriations	–	3,000
Plant gifts, grants and other changes, net	2,722	1,862
Endowment and similar gifts	17,793	16,494
Endowment return, net of amount used for operations	8,895	28,985
TOTAL OTHER CHANGES IN NET POSITION	29,410	50,341
INCREASE IN NET POSITION	52,612	55,932
Net Position at Beginning of Year	1,447,656	1,433,516
Effect of adoption of new accounting standards	(1,722)	(41,792)
NET POSITION AT END OF YEAR	\$1,498,546	\$1,447,656

See accompanying notes to the financial statements.

University System of New Hampshire Statements of Cash Flows

(\$ in thousands)

	For the year ended June 30,	
	2019	2018
CASH FLOWS FROM OPERATING ACTIVITIES		
Receipts from tuition and fees, net of student financial aid	\$327,183	\$327,532
Receipts from sales of auxiliary services	216,302	214,353
Receipts from grants, contracts and other operating revenues	158,173	160,598
Payments to employees	(391,815)	(404,062)
Payments for employee benefits	(140,449)	(133,283)
Payments for supplies, services and utilities	(222,225)	(226,678)
NET CASH USED IN OPERATING ACTIVITIES	(52,831)	(61,540)
CASH FLOWS FROM NONCAPITAL FINANCING ACTIVITIES		
State general appropriations	81,000	81,000
Federal Pell and other nonoperating grants	26,221	26,757
Noncapital gifts	13,300	15,599
NET CASH PROVIDED BY NONCAPITAL FINANCING ACTIVITIES	120,521	123,356
CASH FLOWS FROM CAPITAL FINANCING ACTIVITIES		
State appropriations for plant projects	1,237	1,762
Plant gifts and grants	4,774	6,307
Endowment gifts	18,878	17,002
Proceeds from issuance of debt and sale of property	234	109,736
Debt principal payments	(21,057)	(18,632)
Interest payments	(18,419)	(19,994)
Purchases and construction of property	(63,178)	(72,427)
Retirement of debt through defeasance	-	(106,572)
NET CASH USED IN CAPITAL FINANCING ACTIVITIES	(77,531)	(82,818)
CASH FLOWS FROM INVESTING ACTIVITIES		
Proceeds from sales of investments	481,725	718,539
Purchases of investments	(462,430)	(717,912)
Investment income	10,840	9,434
NET CASH PROVIDED BY INVESTING ACTIVITIES	30,135	10,061
Increase (Decrease) in cash and cash equivalents	\$ 20,294	\$ (10,941)
Beginning cash and cash equivalents	55,128	66,069
ENDING CASH AND CASH EQUIVALENTS	\$ 75,422	\$ 55,128
RECONCILIATION OF OPERATING LOSS TO NET CASH USED IN OPERATING ACTIVITIES		
Operating loss	\$(122,398)	\$(127,494)
Adjustments to reconcile operating loss to net cash used in operating activities:		
Depreciation and amortization	65,349	65,096
Changes in assets and liabilities:		
Accounts receivable, net	(2,641)	2,339
Notes receivable	5,127	642
Prepaid expenses and other current assets	(1,640)	221
Accounts payable and accrued expenses	6,574	3,446
Deposits and unearned revenues	472	2,135
Accrued employee benefits	(3,674)	(7,925)
NET CASH USED IN OPERATING ACTIVITIES	\$(52,831)	\$(61,540)
SIGNIFICANT NONCASH TRANSACTIONS		
Endowment return, net of amount used for operations	\$ 8,895	\$ 28,985
Loss on disposal of capital assets	(1,237)	(4,403)
Construction services payable balance	9,147	10,373

See accompanying notes to the financial statements.

Notes to the Financial Statements

June 30, 2019 and 2018

1. Summary of significant accounting policies and presentation

The University System of New Hampshire (USNH) is a not-for-profit institution of higher education created in 1963 as a body politic and corporate under the laws of the State of New Hampshire (the State) and is generally exempt from income taxes under Section 501(c)(3) of the Internal Revenue Code. USNH is considered a component unit of the State for financial reporting purposes. The accompanying financial statements include the accounts of the University of New Hampshire (UNH), Plymouth State University (PSU), Keene State College (KSC), and Granite State College (GSC) as well as certain affiliated entities discussed below. UNH, PSU, KSC and GSC are collectively referred to in the accompanying financial statements as “campuses.”

Affiliated entities and related parties

Governmental accounting standards require that all potential component units be evaluated for inclusion in the financial statements of the primary government of the reporting entity. USNH’s policy on ‘Foundations Established for the Benefit of USNH or its Component Institutions’ states that the USNH Board of Trustees retains control over the activities of any affiliated foundation. The USNH policy further states that USNH has the legal authority to terminate the existence of any affiliated foundation, at which time ownership of the related assets would revert to USNH. Two legally separate affiliated foundations are impacted by this policy and, accordingly, are considered blended component units of USNH. The University of New Hampshire Foundation, Inc. (UNHF) and the Keene Endowment Association (KEA) are collectively referred to in the accompanying financial statements as “affiliated entities.” The associated revenues, expenses, assets, liabilities, deferred inflows, deferred outflows and net position of UNHF and KEA are fully consolidated with those of the campuses in the accompanying financial statements, and all associated inter-entity activity has been eliminated.

UNHF, Inc. was incorporated in 1989 as a not-for-profit, tax-exempt organization. Its purpose is to solicit, collect, invest and disburse funds for the sole benefit of the University of New Hampshire. The University of New Hampshire funds a portion of the operating expenses of UNHF. UNHF is governed by its own Board of Directors, the membership of which includes the President of the University of New Hampshire and up to three other members of the USNH Board of Trustees. UNHF has a separate financial statement audit each year. Condensed financial information for UNHF is included in Note 16. The KEA was organized in 1957 as a separate charitable entity to provide financial assistance to deserving students at Keene State College. Income is distributed at the discretion of the Trustees of KEA.

Basis of accounting

The accompanying financial statements have been prepared in accordance with US generally accepted accounting principles (GAAP) prescribed by the Governmental Accounting Standards Board (GASB) using the economic resources measurement focus and the accrual basis of accounting.

USNH follows the requirements of the “business-type activities” (BTA) model as defined by GASB Statement No. 35, *Basic Financial Statements – and Management’s Discussion and Analysis for Public Colleges and Universities*. BTAs are defined as those that are financed in whole or in part by fees charged to external parties for goods or services. The Statement requires that resources be classified into the following net position categories, as more fully detailed in Note 14:

Net investment in capital assets: Property and equipment at historical cost or fair value on date of acquisition, net of accumulated depreciation and outstanding principal balances of debt attributable to the acquisition or construction of those assets.

Restricted Nonexpendable: Resources subject to externally imposed stipulations that they be maintained permanently by USNH. These funds include the historical gift value of restricted true endowment funds.

Restricted Expendable: Resources whose use by USNH is subject to externally imposed stipulations. Such funds include the accumulated net gains on donor-restricted “true” endowment funds; the fair value of restricted funds functioning as endowment; restricted funds loaned to students; restricted gifts and endowment income; and other similarly restricted funds.

Unrestricted: Resources that are not subject to externally imposed stipulations. Substantially all unrestricted net position funds are designated to support academic, research, or auxiliary enterprises; invested to function as endowment; or committed to capital construction projects.

The preparation of financial statements in conformity with GAAP requires management to make estimates and assumptions that affect the reported amounts of assets and liabilities, the disclosure of contingent assets and liabilities at the dates of the financial statements, and the reported amounts of revenues and expenses during the reporting periods. Actual results could differ from these estimates. The most significant areas that require management estimates relate to valuation of certain investments and derivative instruments, useful life and related depreciation of capital assets, and accruals for postretirement medical and other employee-related benefits.

Investments are maintained with established financial institutions whose credit is evaluated by management and the respective governing boards of USNH and its affiliated entities. Investments of operating cash in money market and other mutual funds are generally recorded as cash equivalents. These amounts are invested for purposes of satisfying current operating liabilities and generating investment income to support ongoing operations. Short-term investments represent highly liquid amounts held for other current liabilities.

Property and equipment are recorded at original cost for purchased assets or at fair value on the date of donation in the case of gifts. Equipment with a unit cost of \$5,000 or more is capitalized. Building improvements with a cost of \$50,000 or greater are also capitalized. Net interest costs incurred during the construction period for major, debt-funded, capital projects are added to the cost of the underlying asset. The value of equipment acquired under capital leases is recorded at the present value of the minimum lease payments at the inception of the lease. Depreciation of property and equipment is calculated on a straight-line basis over the estimated useful lives of the respective assets. The cost of certain research buildings is componentized for the purpose of calculating depreciation. Buildings and improvements are depreciated over useful lives ranging from 4 to 50 years. Depreciable lives for equipment range from 3 to 30 years. (See Note 5 for additional information on depreciation.) USNH does not record donated works of art and historical treasures that are held for exhibition, education, research and public service.

Library collections are recorded as an expense in the period purchased, with the exception of UNH School of Law library collections which are capitalized annually and depreciated over a ten-year period on a straight-line basis.

Deposits and unearned revenue consist of amounts billed or received in advance of USNH providing goods or services. Advances from the U.S. Government for Federal Perkins Loans to students are reported as government advances refundable. Federal Direct Loan proceeds are posted to student accounts as approved and drawn weekly.

Operating revenues include tuition and fees, grants and contracts, sales of auxiliary services, and other operating revenues. Tuition and fee revenues are reported net of student financial aid discounts and allowances. Operating expenses include employee compensation and benefits, supplies and services, utilities, and depreciation. Operating expenses also include early

retirement and other separation incentive stipends and benefits promised to certain employees in exchange for termination of employment. All such termination benefits are accrued as of the date the termination agreements are signed and are presented at net present value at year end. Nonoperating revenues (expenses) include all other revenues and expenses except certain changes in long-term plant, endowment and other net position funds, which are reported as other changes in net position. Operating revenues are recognized when earned and expenses are recorded when incurred. Restricted grant revenue is recognized only to the extent of applicable expenses incurred or, in the case of fixed-price contracts, when the contract terms are met or completed.

Unconditional pledges of nonendowment gifts are presented net of estimated amounts deemed uncollectible after discounting to the present value of expected future cash flows. Because of uncertainties regarding their realization and valuation, bequest intentions and other conditional promises are not recognized as assets until the specified conditions are met. In accordance with GASB requirements, endowment pledges expected to be received over the next ten years, totaling \$11,094,000 and \$8,166,000 at June 30, 2019 and 2018, respectively, have not been reported in the accompanying financial statements. USNH generally uses restricted funds first when an expense is incurred where both restricted and unrestricted funds are available.

Endowment return used for operations per application of the Board-approved endowment spending policy is reported as nonoperating revenue. Net realized and unrealized gains/losses and interest/dividend income earned on endowment and similar investments, together with the excess (deficiency) of these earnings over the return used for operations, are reported as other changes in net position.

The System's financial statements include comparative financial information. Certain prior year amounts have been reclassified to conform to the current year presentation.

New reporting standards

The System's financial statements and notes for fiscal 2019 as presented herein reflect the adoption of GASB Statement No. 83, *Certain Asset Retirement Obligations*, as of July 1, 2018. GASB 83 establishes guidance for determining the timing and pattern of recognition for liabilities and corresponding deferred outflows of resources related to asset retirement obligations. The Statement requires the measurement of an asset retirement obligation to be based on the best estimate of the current value of outlays expected to be incurred. The deferred outflows of resources associated with an asset retirement obligation will be measured at the amount of the corresponding liability upon initial measurement and generally recognized as an expense during the reporting periods that the asset provides service. As allowed under the standard, fiscal year 2018 balances and activities were not restated to reflect this adoption. USNH's asset retirement obligations are governed

The components of cash, cash equivalents and short-term investments are summarized below (*\$ in thousands*):

	Balances and Terms as of June 30, 2019				Balances and Terms as of June 30, 2018			
	Level 1	Level 2	Total	Weighted Average Maturity	Level 1	Level 2	Total	Weighted Average Maturity
Cash balance	\$ 29,431	\$ –	\$ 29,431	Less than 1 year	\$ 10,654	\$ –	\$ 10,654	Less than 1 year
Repurchase agreements	–	7,625	7,625	Less than 1 year	–	7,018	7,018	Less than 1 year
Money market funds	38,366	–	38,366	Less than 1 year	37,456	–	37,456	Less than 1 year
Subtotal cash and cash equivalents	<u>67,797</u>	<u>7,625</u>	<u>75,422</u>		<u>48,110</u>	<u>7,018</u>	<u>55,128</u>	
Money market funds	34,046	–	34,046	Less than 1 year	30,888	–	30,888	Less than 1 year
Domestic equity	338	–	338	Less than 1 year	298	–	298	Less than 1 year
Mutual funds	86,372	–	86,372	1-5 years	93,928	–	93,928	1-5 years
Corporate bonds	–	14,312	14,312	1-5 years	–	14,254	14,254	1-5 years
US government and agencies	–	11,987	11,987	1-5 years	–	9,972	9,972	1-5 years
Municipal bonds	–	1,085	1,085	1-5 years	–	1,797	1,797	1-5 years
Convertible note	–	26	26	1-5 years	–	13	13	1-5 years
Subtotal short-term investments	<u>120,756</u>	<u>27,410</u>	<u>148,166</u>		<u>125,114</u>	<u>26,036</u>	<u>151,150</u>	
Total cash, cash equivalents and short-term investments	<u>\$188,553</u>	<u>\$35,035</u>	<u>\$223,588</u>		<u>\$ 173,224</u>	<u>\$33,054</u>	<u>\$206,278</u>	

by New Hampshire rules for the control of radiation, disposal of hazardous waste, and underground oil storage. The related activities include disposal of radioactive materials in research laboratories, equipment housed in campus health centers, landfill gas pipelines and underground oil tanks, as well as closure activities required for campus fuel co-generation and water treatment plants. As a result of this adoption, the opening net position as of July 1, 2018 was reduced by \$1,722,000. USNH accrued \$3,306,000 for these obligations as of June 30, 2019. The liability estimate is based on the current cost of expected removal costs. The remaining useful lives of the related assets range from 1 - 41 years. USNH has no funding or assurance requirement related to asset retirement beyond these decommissioning costs. Additional information can be found in Note 10.

The System also adopted GASB Statement No.88 *Certain Disclosures Related to Debt, including Direct Borrowings and Direct Placements* in 2019. This Statement improves disclosures by providing distinction between direct borrowings and direct placements of debt. It also clarifies which liabilities should be included when disclosing information related to debt. See Note 8 for the related information.

2. Cash, cash equivalents and short-term investments

Cash, cash equivalents, and short-term investments are recorded at fair value. USNH's investment policy and guidelines specify permitted instruments, durations, required ratings and insurance of USNH cash, cash equivalents and short-term investments. The investment policy and guidelines are intended to mitigate credit risk on investments individually and in the aggregate through restrictions on investment type, liquidity, custodian, dollar level, maturity, and rating category. Money market funds are placed with the largest national fund managers. These funds must be rated AA/Aa by Standard & Poor's and Moody's Investor Service and comply with Securities and Exchange Commission Rule 2A-7. Repurchase agreements must be fully collateralized at 102% of the face value by US Treasuries, or 103% of the face value by US Government-backed or guaranteed agencies or government sponsored enterprises. In addition, USNH investments may not exceed 5% of any institution's total deposits or 20% of any institution's net equity.

Cash equivalents represent amounts invested to satisfy current operating liabilities and include repurchase agreements, money market funds and other mutual funds. Repurchase agreements are limited to overnight investments only. Short-term investments are highly liquid amounts held to support specific current liabilities. Cash, cash equivalents and short-term investments are generally uninsured and uncollateralized against custodial credit risk, and the related mutual funds are not rated. Cash and cash equivalents totaled \$75,422,000 and \$55,128,000 at June 30, 2019 and 2018, respectively, and short-term investments totaled \$148,166,000 and \$151,150,000 at June 30, 2019 and 2018, respectively. See Note 4 for additional information on fair value classifications.

3. Accounts, pledges and notes receivable

Accounts receivable at June 30 consisted of the following (*\$ in thousands*):

	2019	2018
Grants and contracts	\$17,185	\$16,296
Student and general	7,751	6,589
State of NH capital projects	–	1,238
Allowance for doubtful accounts	<u>(2,905)</u>	<u>(3,495)</u>
Total accounts receivable, net	<u>\$22,031</u>	<u>\$20,628</u>

Pledges receivable at June 30 consisted entirely of unconditional nonendowment promises to pay as follows (*\$ in thousands*):

	2019	2018
Pledges receivable	\$11,223	\$12,119
Discounts and allowance for doubtful pledges	<u>(3,121)</u>	<u>(3,319)</u>
Total pledges receivable, net	8,102	8,800
Less: noncurrent portion	<u>(4,810)</u>	<u>(5,501)</u>
Current portion	<u>\$ 3,292</u>	<u>\$ 3,299</u>

Notes receivable at June 30 consisted primarily of student loan funds as follows (*\$ in thousands*):

	2019	2018
Perkins loans	\$17,157	\$22,134
Other loans, restricted and unrestricted	751	748
Allowance for doubtful loans	<u>(1,419)</u>	<u>(2,101)</u>
Total notes receivable, net	16,489	20,781
Less: noncurrent portion	<u>(14,293)</u>	<u>(18,070)</u>
Current portion	<u>\$ 2,196</u>	<u>\$ 2,711</u>

4. Investments

USNH's investment policy and guidelines specify permitted instruments, duration and required ratings for pooled endowment funds. The policy and guidelines are intended to mitigate risk on investments individually and in the aggregate while maximizing total returns and supporting intergenerational equity of spending levels. Illiquid investments are limited to 20% of the USNH consolidated endowment pool. Credit risk is mitigated by due diligence in the selection and continuing review of investment managers as well as diversification of both investment managers and underlying investments. Except in unusual circumstances, no more than 15% of total portfolio assets may be invested in any one actively managed strategy. If an investment manager is retained to manage more than one strategy, that manager will be limited to 20% of total portfolio assets. Passively managed investment strategies will not be limited within the portfolio; however, any one manager of passive strategies will be limited to 20% of total portfolio assets. Any manager positions exceeding these limits will be reviewed by the Finance Committee for Investments and this committee will decide the appropriate course of action to bring active manager exposures back in line with the concentration limit. Private global equity investments are limited to 20% of the endowment pool. No USNH endowment investments were denominated in foreign currencies as of June 30, 2019 or June 30, 2018.

GASB Statement No. 72, *Fair Value Measurement and Application*, requires that USNH categorize assets measured at fair value using a three-tiered hierarchy based on the valuation methodologies employed. The hierarchy includes the following:

Level 1 — Value based on quoted prices (unadjusted) in active markets for identical assets that are accessible at the measurement date

Level 2 — Value based on inputs other than quoted prices that are observable for an asset either directly or indirectly; and

Level 3 — Value based on unobservable inputs for an asset

In determining fair value of investment assets, USNH utilizes valuation techniques that maximize the use of observable inputs and minimize the use of unobservable inputs to the extent possible. As a practical expedient to estimate the fair value of USNH's interests, certain investments in commingled funds and limited partnerships are reported at the net asset value (NAV) determined by the respective fund managers, without adjustment when assessed as reasonable by USNH, unless it is probable that all or a portion of the investment will be sold for an amount different from NAV. Because these investments are not readily marketable, their estimated fair values may differ from the values that would have been assigned had a ready market for such investments existed, and such differences could be material. As of June 30, 2019, and 2018, USNH had no plans or intentions to sell such investments at amounts different from NAV. Investments reported at NAV as a practical expedient are not categorized in the fair value hierarchy.

The endowment and similar investment holdings of the campuses and affiliated entities as of June 30, 2019 and 2018, respectively, are summarized below (*\$ in thousands*):

	Campuses		Affiliated Entities	
	2019	2018	2019	2018
Pooled endowments:				
Campuses	\$541,633	\$527,063	\$ –	\$ –
UNH Foundation	–	–	236,326	224,648
Keene Endowment Association	–	–	9,643	8,869
Life income and annuity funds	86	87	5,280	4,400
Funds held in trust	<u>16,265</u>	<u>16,215</u>	–	–
Total	<u>\$557,984</u>	<u>\$543,365</u>	<u>\$251,249</u>	<u>\$237,917</u>

The majority of USNH's investments are units of institutional commingled funds and limited partnerships invested in equity, fixed income, hedge, natural resources, private equity, or real estate strategies. Hedge strategies involve funds whose managers have the authority to invest in various asset classes at their discretion, including the ability to invest long and short. Funds with hedge strategies generally hold securities or other financial instruments for which a ready market exists and may include stocks, bonds, put or call options, swaps, currency hedges and other instruments which are valued by the investment manager. To the extent quoted prices exist the manager would use those; when these are not available, other methodologies maximizing observable inputs would be used for the valuation, such as discounted cash flow analysis, capitalization of current or stabilized net operating income, replacement costs, or sales contracts and recent sales comparable in the market. Private equity funds employ buyout, growth, venture capital, and distressed security strategies. Real asset funds generally hold interests in private real estate. Fixed income securities had maturities up to 28 years and carried ratings ranging from AAA to Baa2 and AAA to A3 as of June 30, 2019, and 2018, respectively. The mutual fund investments held in the endowment pools are not rated.

The following table summarizes the fair value of USNH's investments by type ordered alphabetically (\$ in thousands):

	Balances as of June 30, 2019					Balances as of June 30, 2018				
	Investments Classified in Fair Value Hierarchy			Investments Measured at NAV	Total	Investments Classified in Fair Value Hierarchy			Investments Measured at NAV	Total
	Level 1	Level 2	Level 3			Level 1	Level 2	Level 3		
Endowment and similar investments – campuses										
Domestic equity	\$145,635	\$ –	\$ –	\$ 64,745	\$210,380	\$ 131,372	\$ –	\$ –	\$ 57,801	\$189,173
Global fixed income	18,553	38,740	–	–	57,293	17,554	36,511	–	–	54,065
Hedge funds:										
Distressed/Restructuring	–	–	–	20,273	20,273	–	–	–	15,347	15,347
Equity Hedge	–	–	–	26,138	26,138	–	–	–	48,481	48,481
Event-Driven	–	–	–	39,421	39,421	–	–	–	33,192	33,192
Fund of Funds	–	–	–	36,904	36,904	–	–	–	36,391	36,391
Inflation hedging assets	–	8,602	–	11,117	19,719	–	8,213	–	10,222	18,435
International equity	31,192	–	–	58,046	89,238	31,617	–	–	58,979	90,596
Money market	4,790	–	–	–	4,790	14,671	–	–	–	14,671
Private equity & non-marketable real assets	–	–	–	37,561	37,561	–	–	–	26,799	26,799
Trust funds	–	16,266	–	–	16,266	–	16,215	–	–	16,215
Total endowment and similar investments – campuses	\$200,170	\$63,608	\$ –	\$294,206	\$557,984	\$195,214	\$60,939	\$ –	\$287,212	\$543,365
Endowment and similar investments – affiliated entities										
Domestic equity	\$ 38,803	\$ –	\$ –	\$ 31,491	\$ 70,294	\$ 24,193	\$ –	\$ –	\$33,573	\$57,766
Global fixed income	19,162	2,134	4,176	1,883	27,355	21,359	–	3,107	1,611	26,077
Hedge funds:										
Distressed/Restructuring	–	–	–	32,064	32,064	–	–	–	31,089	31,089
Diversified	–	–	–	241	241	–	–	–	16,437	16,437
Equity Hedge	–	–	–	20,931	20,931	–	–	–	15,029	15,029
Inflation hedging assets	2,664	9,575	–	197	12,436	4,006	9,300	–	453	13,759
International equity	17,336	–	–	41,231	58,567	12,865	–	–	39,699	52,564
Money market	8,083	–	–	–	8,083	9,408	–	–	–	9,408
Private equity & non-marketable real assets	–	–	–	21,278	21,278	–	–	–	15,788	15,788
Total endowment and similar investments – affiliated entities	\$ 86,048	\$ 11,709	\$4,176	\$149,316	\$251,249	\$ 71,831	\$ 9,300	\$3,107	\$153,679	\$237,917
Total endowment and similar investments	\$286,218	\$ 75,317	\$4,176	\$443,522	\$809,233	\$ 242,450	\$70,239	\$3,107	\$440,891	\$781,282

As of June 30, 2019, UNHF had two equity hedge funds with lock-up periods set to expire in nine months. Fixed-income, private equity and real estate funds classified as illiquid have no ability to be redeemed at this time. For USNH, of the 34 funds classified as illiquid, twelve are currently in liquidation; four are expected to start liquidation within the next year; ten are expected to start liquidation in 2 to 15 years, and eight currently have no expected liquidation dates. For UNHF, fourteen funds are classified as illiquid and are expected to be liquidated over the next one to 12 years.

As of June 30, 2019, USNH has two outstanding investment liquidation requests which have been limited by the respective fund managers. Management of the fund in which USNH had the largest of these balances approved a plan on June 30, 2018 that fully liquidated all balances in late fall of 2018 with a small holdback to be distributed by the end of 2019. USNH's balance in that fund was \$7,000 and \$369,000 as of June 30, 2019 and 2018, respectively. USNH's balance in the remaining fund totaled \$71,000 and \$92,000 as of June 30, 2019 and 2018, respectively. Plans have not been communicated for the liquidation of remaining fund. The estimated fair values of the two investments at June 30, 2019 and 2018 are \$78,000 and \$461,000, respectively. It is uncertain when, or if, the funds will be fully collected at the NAV recorded.

Unfunded commitments with various private equity and similar alternative investment funds totaled \$30,957,000 for USNH and \$16,878,000 for UNHF at June 30, 2019. This compares to \$30,277,000 and \$23,878,000, respectively, at June 30, 2018.

Investment liquidity for the past two years is aggregated below based on redemption terms or availability (\$ in thousands):

Liquidity Terms as of June 30, 2019								
	Daily	Monthly	Quarterly	Semi-Annual	Annual	illiquid	Total	Redemption Notice Period
Endowment and similar investments – campuses								
Money market	\$ 4,790	\$ –	\$ –	\$ –	\$ –	\$ –	\$ 4,790	Same day
Global fixed income	57,293	–	–	–	–	–	57,293	Same day
Inflation hedging assets	8,602	11,117	–	–	–	–	19,719	1-30 days
International equity	31,192	58,046	–	–	–	–	89,238	1-30 days
Domestic equity	145,635	–	64,745	–	–	–	210,380	1-60 days
Hedge funds:								
Equity Hedge	–	–	24,986	–	1,153	–	26,139	1-60 days
Event-Driven	–	–	19,795	19,626	–	–	39,421	60-65 days
Distressed/Restructuring	–	–	–	–	20,273	–	20,273	90 days
Fund of Funds	–	–	–	–	–	36,904	36,904	illiquid
Private equity & non-marketable real assets	–	–	–	–	–	37,561	37,561	illiquid
Funds held in trust	–	–	–	–	–	16,266	16,266	illiquid
Total endowment and similar investments – campuses	<u>\$247,512</u>	<u>\$69,163</u>	<u>\$109,526</u>	<u>\$19,626</u>	<u>\$21,426</u>	<u>\$ 90,731</u>	<u>\$ 557,984</u>	
Endowment and similar investments – affiliated entities								
Money market	\$ 8,083	\$ –	\$ –	\$ –	\$ –	\$ –	\$ 8,083	Same day
Inflation hedging assets	12,436	–	–	–	–	–	12,436	Same day
Global fixed income	22,126	1,053	–	–	1,585	2,591	27,355	Same day, illiquid
Domestic equity	39,902	–	30,392	–	–	–	70,294	1-60 days
International equity	32,327	18,192	8,048	–	–	–	58,567	1-90 days
Hedge funds:								
Diversified	–	–	–	–	241	–	241	45-60 days
Distressed/Restructuring	–	–	20,011	–	12,053	–	32,064	45-90 days
Equity Hedge	–	–	15,465	5,466	–	–	20,931	60-90 days
Private equity & non-marketable real assets	–	–	–	–	–	21,278	21,278	illiquid
Total endowment and similar investments - affiliated entities	<u>\$114,874</u>	<u>\$19,245</u>	<u>\$ 73,916</u>	<u>\$ 5,466</u>	<u>\$13,879</u>	<u>\$ 23,869</u>	<u>\$ 251,249</u>	
Total endowment and similar investments	<u>\$362,386</u>	<u>\$88,408</u>	<u>\$183,442</u>	<u>\$25,092</u>	<u>\$35,305</u>	<u>\$114,600</u>	<u>\$809,233</u>	
Liquidity Terms as of June 30, 2018								
	Daily	Monthly	Quarterly	Semi-Annual	Annual	illiquid	Total	Redemption Notice Period
Endowment and similar investments – campuses								
Money market	\$ 14,671	\$ –	\$ –	\$ –	\$ –	\$ –	\$ 14,671	Same day
Global fixed income	54,065	–	–	–	–	–	54,065	Same day
Inflation hedging assets	8,213	10,222	–	–	–	–	18,435	1-30 days
International equity	45,296	45,300	–	–	–	–	90,596	1-30 days
Domestic equity	131,372	–	57,801	–	–	–	189,173	1-60 days
Hedge funds:								
Equity Hedge	–	–	23,721	326	24,434	–	48,481	1-60 days
Event-Driven	–	–	18,985	14,146	–	61	33,192	60-65 days, illiquid
Fund of Funds	–	–	–	–	35,930	461	36,391	65-91 days, illiquid
Distressed/Restructuring	–	–	–	–	15,347	–	15,347	90 days
Private equity & non-marketable real assets	–	–	–	–	–	26,799	26,799	illiquid
Funds held in trust	–	–	–	–	–	16,215	16,215	illiquid
Total endowment and similar investments – campuses	<u>\$253,617</u>	<u>\$55,522</u>	<u>\$ 100,507</u>	<u>\$14,472</u>	<u>\$75,711</u>	<u>\$43,536</u>	<u>\$543,365</u>	
Endowment and similar investments – affiliated entities								
Money market	\$ 9,408	\$ –	\$ –	\$ –	\$ –	\$ –	\$ 9,408	Same day
Global fixed income	22,971	–	–	–	1,069	2,037	26,077	Same day, illiquid
Inflation hedging assets	13,759	–	–	–	–	–	13,759	1-35 days
Domestic equity	25,407	–	32,359	–	–	–	57,766	1-60 days
International equity	13,782	31,282	7,500	–	–	–	52,564	1-90 days
Hedge funds:								
Diversified	–	–	7,786	3,537	5,114	–	16,437	45-60 days
Distressed/Restructuring	–	–	19,589	–	11,500	–	31,089	45-90 days
Equity Hedge	–	–	9,374	5,655	–	–	15,029	60-90 days
Private equity & non-marketable real assets	–	–	–	–	–	15,788	15,788	illiquid
Total endowment and similar investments - affiliated entities	<u>\$ 85,327</u>	<u>\$31,282</u>	<u>\$ 76,608</u>	<u>\$ 9,192</u>	<u>\$17,683</u>	<u>\$17,825</u>	<u>\$ 237,917</u>	
Total endowment and similar investments	<u>\$338,944</u>	<u>\$86,804</u>	<u>\$177,115</u>	<u>\$23,664</u>	<u>\$93,394</u>	<u>\$ 61,361</u>	<u>\$781,282</u>	

5. Property and equipment

Property and equipment activity for the years ended June 30, 2019 and 2018 is summarized as follows (\$ in thousands):

	Balance June 30, 2017	2018		Balance June 30, 2018	2019		Balance June 30, 2019
		Additions	Retirements & Changes		Additions	Retirements & Changes	
Land	\$ 15,865	\$ –	\$ (277)	\$ 15,588	\$ 62	\$ (24)	\$ 15,626
Buildings and improvements	1,680,661	134,977	(14,531)	1,801,107	38,405	(5,239)	1,834,273
Equipment	132,615	11,153	(5,181)	138,587	13,527	(11,303)	140,811
Construction in progress, net	116,833	61,006	(134,977)	42,862	48,425	(38,467)	52,820
Total property and equipment	1,945,974	207,136	(154,966)	1,998,144	100,419	(55,033)	2,043,530
Less: accumulated depreciation	(826,346)	(65,096)	15,309	(876,133)	(65,257)	15,221	(926,169)
Property and equipment, net	\$1,119,628	\$142,040	\$ (139,657)	\$1,122,011	\$ 35,162	\$(39,812)	\$1,117,361

Contractual obligations for major construction projects totaled approximately \$20,538,000 and \$35,380,000 at June 30, 2019 and 2018, respectively.

6. Accrued employee benefits

Accrued employee benefit obligations at June 30 are summarized below (\$ in thousands):

	Balance June 30, 2017	2018		Balance June 30, 2018	2019		Balance June 30, 2019	Current Portion
		Payments to/ on Behalf of Participants	Expenses & Other Changes		Payments to/ on Behalf of Participants	Expenses & Other Changes		
Additional retirement contribution	\$ 2,323	\$ (121)	\$ 92	\$ 2,294	\$ (200)	\$ 77	\$ 2,171	\$ 200
Employee separation incentives	4,294	(1,660)	535	3,169	(1,661)	759	2,267	1,649
Long-term disability	2,366	(511)	232	2,087	(429)	386	2,044	429
Workers' compensation	4,200	(543)	(366)	3,291	(1,216)	1,148	3,223	1,216
Compensated absences	20,766	(2,095)	2,176	20,847	(2,088)	2,004	20,763	2,408
Other benefits	636	–	329	965	–	29	994	858
Total accrued employee benefits	\$34,585	\$ (4,930)	\$ 2,998	\$32,653	\$(5,594)	\$4,403	\$31,462	\$6,760

The **Additional Retirement Contribution** program is a single employer plan administered by USNH and offered to eligible employees hired between July 1, 1994 and June 30, 2011. Under this plan, staff meeting certain voluntary defined benefit plan contribution levels receive an additional 1% of their salary contributed to their defined contribution retirement plan (see below) by USNH in lieu of postretirement medical benefits. Employees meeting certain service guidelines prior to July 1, 1994 are also eligible for a guaranteed minimum employer retirement contribution of \$10,000 plus an additional \$1,000 for each year of service in excess of 20 less 1% of the participant's salary account. There were 307 and 358 active employees meeting the requirements for the guaranteed minimum employer contribution as of June 30, 2019 and 2018, respectively.

The calculations for the Additional Retirement Contribution program are based on the benefits provided by the program at the time of the last biennial actuarial valuation, December 31, 2017, and were developed using the Entry Age Normal Cost Method. The discount rate used in determining the accrued liabilities was 4.09% and 3.44% for 2019 and 2018, respectively, based on Bond Buyer 20-Bond General Obligation index rate as of the measurement date. Inflation rates of 2.5% and salary increase rates of 3% were used to determine the liability along with the RP-2014 Employee Mortality Table with Scale MP-2016. USNH accrued \$2,171,000 and \$2,294,000 at June 30, 2019 and 2018, respectively, for the related obligations. If the discount rate were to increase by 1%, the total liability at June 30, 2019 would be \$2,097,000. Similarly, if the discount rate

were to decrease by 1%, the total liability at June 30, 2019 would be \$2,244,000. The Additional Retirement Contribution program expense was (\$52,000) and (\$21,000) for fiscal years 2019 and 2018, respectively.

USNH had designated cash assets to fully fund the Additional Retirement Contribution obligations at June 30, 2019 and 2018. These assets are not administered through a trust. The Additional Retirement Contribution program is not available to employees hired after June 30, 2011. Eligible employees hired after June 30, 2011 may elect to participate in USNH's defined contribution retirement plans administered by others. Retirement contributions by USNH for employees enrolled in the defined contribution plans range from 4% to 10% of eligible salaries for enrolled participants. USNH additions to the defined contribution plans totaled \$27,923,000 and \$27,421,000 in 2019 and 2018, respectively. Retirement contributions by plan members totaled \$28,048,000 and \$26,724,000 in 2019 and 2018, respectively.

Early retirement and employee separation incentive programs were provided to various faculty and staff during 2019 and 2018. Such incentives include stipends, as well as medical, educational and other termination benefits. The future costs associated with these incentive options is accrued as of the date of acceptance into the program. The liability balances of \$2,267,000 and \$3,169,000 at June 30, 2019 and 2018 represent obligations for 65 and 117 participants, respectively, which will be remitted in fiscal years 2020 through 2024.

USNH sponsors other benefit programs for its employees, including long-term disability, workers' compensation, and compensated absences. Long-term disability payments are provided through an independent insurer. The associated medical benefits are accrued and paid by USNH until age 65, at which point the postretirement medical plan takes over, if applicable. Workers' compensation accruals include amounts for medical costs and annual stipends. A small number of chronic workers' compensation cases will require stipends and regular employee medical benefits for life. Coverage for such claims is provided through an independent insurer. USNH also accrues amounts for compensated absences as earned. These accrued balances at June 30 represent vacation and earned time amounts payable to employees upon termination of employment.

USNH is self-insured for a portion of certain risks, including workers' compensation, employee long-term disability, and certain student health insurance claims. Most employee and retiree medical and dental coverage provided by USNH is also self-insured. The costs of self-insured medical and dental claims and administrative fees totaled \$65,632,000 and \$66,507,000 for fiscal year 2019 and 2018, respectively. These amounts include \$4,192,000 and \$8,059,000 for estimated claims incurred but not reported as of June 30, 2019 and 2018, respectively.

In conjunction with the primary medical plan offering for active employees, USNH purchases stop-loss coverage which limits the USNH cost of claims to \$500,000 per participant in most cases. The liabilities recorded in the financial statements for all USNH self-insured programs are developed by third party claim administrators and based on historical claims data. Management reviewed the calculations for reasonableness and believes the liabilities are sufficient to cover the actual claims incurred.

In addition to the benefits accruals included above, USNH created and fully funded a trust to hold assets set aside for its **Operating Staff Retirement Plan** on June 29, 2017. The related asset and liability values are not included in the financial statements as required by the related accounting standards. The related investment balances as of June 30, 2019 and 2018 are summarized below (*\$ in thousands*):

Trust Investment Components	2019	2018
Cash and equivalents	\$ 274	\$ 311
Fixed income	2,641	2,779
Equities	3,193	3,200
Real assets	78	86
Total including accrued income	<u>\$6,186</u>	<u>\$6,376</u>

The plan has been closed to new participants since 1987. At June 30, 2019 there were approximately 176 current annuitants and 32 participants with deferred benefits, all fully vested. This compares to 184 current annuitants and 32 participants with deferred benefits as of June 30, 2018. The determination of total pension liabilities for this program was based on actuarial calculations completed by the plan trustee as of June 30, 2019 and 2018. The calculations were developed using the Entry Age Normal Cost Method and the RP-2014 employee mortality tables. The 2019 valuation used Scale MP-2018, and Scale MP-2017 was used for the 2018 calculation. The discount rate used was 5.5% in both years based on the long-term expected rate of return on the related investments. The plan fiduciary net position was \$6,186,000 as of June 30, 2019 and \$6,376,000 as of June 30, 2018 which resulted in the recording of a net pension asset of \$311,000 and \$724,000 for fiscal years 2019 and 2018, respectively. The actuarially determined liability for the program was \$5,875,000 as of June 30, 2019 and \$5,652,000 as of June 30, 2018. If the discount rate were to increase by 1%, the net pension asset at June 30, 2019 would be \$729,000. Similarly, if the discount rate were to decrease by 1%, the net pension liability at June 30, 2019 would be \$169,000. The plan expense was \$193,000 and \$37,000 for fiscal years 2019 and 2018, respectively.

7. Postretirement medical benefits

The primary defined benefit postretirement medical plan has two components. The first offering known as the Medicare Complementary Plan (MCP), was optional for full-time status employees hired before July 1, 1994 and not offered to new employees after that date. At December 31, 2018 and 2017, respectively, there were 946 and 777 former employees receiving benefits under this program along with their eligible dependents. As of December 31, 2018 and 2017, there were 155 and 179 active employees, respectively, who along with their dependents, may eventually be eligible to receive benefits under this program. The MCP provides limited medical coverage for the remaining life of the participants. There are no costs to participate in the plan, but retirees must pay a portion of the actual costs of services rendered.

Employees hired on July 1, 1994 or later are eligible for the current offering which provides bridge coverage only for retirees aged 62-65. Retired employees must have reached age 62, completed at least 10 years of benefits eligible service, participated in the active retirement plans during their last 10 years of benefits-eligible service, and participated in USNH's active medical plan at the time of retirement in order to be eligible for the plan. Retirees contribute to the plan at then-current employee medical rates during the bridge period. As of December 31, 2018 and 2017, respectively, there were 128 and 97 retirees receiving benefits under this program along with their dependents. As of December 31, 2018 and 2017, respectively, there were also 3,570 and 3,638 active employees who, along with their dependents, may eventually be eligible to receive benefits under this program. The primary postretirement medical plan holds no assets. Together, the above offerings constitute the primary postretirement medical plan. This is a single-employer plan and funded on a pay-as-you-go basis with benefits paid when due.

Third-party actuaries are used to determine the postretirement benefit obligation and annual expense amounts. Actuarial calculations reflect a long-term perspective. Such calculations involve estimates and, by definition, are subject to revision. The healthcare cost trend and discount rate assumptions have a significant effect on the amounts reported.

USNH adopted GASB Statement No. 75, *Accounting and Financial Reporting for Postemployment Benefits Other Than Pensions* for its June 30, 2018 financial statements. The components of postretirement medical liability as of June 30, 2019 and 2018 were as follows (*\$ in thousands*):

Postretirement Medical Plan Liability	2019	2018
Service costs	\$ 1,359	\$ 1,416
Interest	3,024	3,627
Benefit payments	(6,381)	(6,923)
Difference between expected and actual experience	–	(1,511)
Changes in assumptions	<u>(4,968)</u>	<u>(4,857)</u>
Net change	(6,966)	(8,248)
Liability at beginning of year	<u>89,710</u>	<u>97,958</u>
Liability at end of year	<u>\$82,744</u>	<u>\$89,710</u>
Current portion	<u>\$ 5,331</u>	<u>\$ 5,837</u>

The total postretirement benefit obligation is measured at December 31, 2017 for the June 30, 2018 financial statements and December 31, 2018 for the June 30, 2019 financial statements based on the last biennial actuarial valuation, December 31, 2017, developed using the Entry Age Normal Cost Method and the RP-2014 employee mortality tables with Scale MP-2016. A rollforward calculation was performed for the December 31, 2018 measurement date. For measurement purposes the 2019 and 2018 initial rate of increase in the cost of healthcare services was assumed to be 6.5% for participants, decreasing 0.5% each year for four years thereafter until reaching an ultimate rate of 4.5% per year. The initial increase in the cost of prescriptions was assumed to be 9.5% for 2019 and 2018, decreasing 0.5% each year for ten years thereafter until reaching an ultimate rate of 4.5% per year. Salary increases of 3% were included in the calculations for fiscal year 2019 and 2018. A single discount rate of 4.10% and 3.44% was used based on the Bond Buyer 20-Bond General Obligation index rate as of December 31, 2018 and 2017, respectively. The actuarially determined postretirement medical expense for the plan for the years ended June 30, 2019 and 2018 were \$3,183,000 and \$4,369,000, respectively.

The following presents the sensitivity of the postretirement medical plan liability to changes in the discount rate and healthcare cost trend rates (*\$ in thousands*):

OPEB Liability as of December 31, 2018	Sensitivity to change in discount rate			Sensitivity to change in health care costs		
	1% increase	Current rate	1% decrease	1% increase	Current rate	1% decrease
	\$76,074	\$82,744	\$90,470	\$90,895	\$82,744	\$75,736
OPEB Liability as of December 31, 2017	\$82,053	\$89,710	\$98,649	\$98,193	\$89,710	\$82,302

USNH also accrued \$102,000 as of June 30, 2019 and 2018, for potential obligations related to postretirement care of certain USNH police personnel. The USNH Board of Trustees holds the authority to change these benefit plans at any time. Further information on the Additional Retirement Contribution, Operating Staff Retirement Plan, and Postretirement Medical Plan can be found in the Required Supplemental Information on page 50 of the publication.

8. Long-term debt

USNH long-term debt activity, exclusive of deferred losses or gains on refunding, for the years ended June 30, 2019 and 2018 is summarized below (*\$ in thousands*):

	2018			2019			Balance June 30, 2019	Current Portion
	Balance June 30, 2017	Additions & Other Changes	Retirements	Balance June 30, 2018	Additions & Other Changes	Retirements		
NHHEFA bonds								
Series 2005A	\$ 50,100	\$ –	\$ (1,900)	\$ 48,200	\$ –	\$ (1,950)	\$ 46,250	\$ 1,850
Series 2005B	73,405	–	(4,450)	68,955	–	(4,595)	64,360	4,760
Series 2007	46,570	–	(46,570)	–	–	–	–	–
Series 2009A	59,045	–	(59,045)	–	–	–	–	–
Series 2011A	6,000	–	–	6,000	–	–	6,000	–
Series 2011B	34,200	–	(1,925)	32,275	–	(2,015)	30,260	2,110
Series 2012	12,450	–	(2,930)	9,520	–	(3,050)	6,470	3,170
Series 2014	17,775	–	(2,070)	15,705	–	(2,110)	13,595	2,155
Series 2015	115,870	–	(2,610)	113,260	–	(2,730)	110,530	2,855
Series 2016	53,890	–	(1,675)	52,215	–	(2,390)	49,825	2,515
Series 2017A	–	53,805	–	53,805	–	–	53,805	1,760
Series 2017B	–	49,020	–	49,020	–	(1,100)	47,920	1,950
Unamortized discounts/premiums, net	22,250	10,085	(2,016)	30,319	–	(1,915)	28,404	1,915
Capital leases	9,910	71	(1,068)	8,913	–	(1,113)	7,800	1,163
Total bonds and leases	<u>\$501,465</u>	<u>\$112,981</u>	<u>\$(126,259)</u>	<u>\$488,187</u>	<u>\$ –</u>	<u>\$(22,968)</u>	<u>\$465,219</u>	<u>\$26,203</u>

New Hampshire Health and Education Facilities Authority (NHHEFA) Bonds

NHHEFA is a public body corporate and an agency of the State of New Hampshire whose primary purpose is to assist New Hampshire not-for-profit educational and health care institutions in the construction and financing (or refinancing) of related facilities. NHHEFA achieves this purpose primarily through the issuance of bonds. Since 1989 all USNH bonds have been issued through NHHEFA. None of USNH's NHHEFA bonds provide for a lien or mortgage on any property. USNH is obligated under the terms of the NHHEFA bonds to make payments from revenues received from certain housing, dining, student union, recreational, and other related revenue generating facilities financed by the bonds. The state is not liable for the payment of principal or interest on the NHHEFA bonds, nor is the state directly, indirectly or contingently obligated to levy or pledge any form of taxation whatsoever or to make any appropriation for their payment. USNH Bond indentures have a provision that in an event of default resulting from a payment default by USNH the principal may be accelerated and become immediately due and payable, at par, with interest payable thereon to the accelerated payment date. USNH is in compliance with all covenants specified in the NHHEFA bond, as well as capital lease agreements, the most restrictive of which is maintenance of a debt-service coverage ratio, as defined, of at least 1.0 to 1.0.

USNH's bond portfolio at June 30, 2019 consisted of fixed rate and variable rate issues. The variable rate demand bonds (Series 2005A, 2005B, 2011B) are fully hedged via interest rate swap agreements (see Note 9 below), with all three issues supported by standby bond purchase agreements as of June 30, 2019 and 2018. The variable interest rates for the Series 2005A and 2005B Bonds at June 30, 2019 and 2018 were 1.95% and 1.56%, respectively. The 2011B Bonds variable interest rates at June 30, 2019 and 2018 were 1.97% and 1.57%, respectively.

USNH issued two Series 2017 Bonds during the year ended June 30, 2018. The Series 2017A Bonds were issued in the amount of \$53,805,000 to advance refund and defease the Series 2009A Bonds (\$59,045,000), while the Series 2017B Bonds were issued in the amount of \$49,020,000 as a current refund of the Series 2007 Bonds (\$46,570,000). Construction proceeds of \$4,239,000 were unspent as of June 30, 2018 and held in reserve in accordance with the related debt agreements. The related investments were classified in Level 1 of the GASB fair value hierarchy because the underlying securities held by the bond trustee are valued based on quoted market prices. The Series 2009A advance refunding proceeds of \$60,067,000 and \$62,019,000 were held in escrow in the principal payment investment account on June 30, 2019 and 2018, respectively.

Maturity dates and interest terms of outstanding debt issues are summarized below:

NHHEFA Bonds	Maturity Date	Interest Terms and Rates
Series 2005A	7/1/2035	Variable with daily pricing
Series 2005B	7/1/2033	Variable with daily pricing
Series 2011A	7/1/2021	Fixed at 3.5%
Series 2011B	7/1/2033	Variable with daily pricing
Series 2012	7/1/2020	Fixed at 1.7%
Series 2014	7/1/2024	Fixed at 2.1%
Series 2015	7/1/2045	Fixed at 3.8%
Series 2016	7/1/2046	Fixed at 2.7%
Series 2017A	7/1/2037	Fixed at 3.1%
Series 2017B	7/1/2037	Fixed at 3.4%

Capital leases

On April 30, 2004, USNH entered into a capital lease agreement in the amount of \$18,292,000 to finance a portion of the costs of equipment housed in UNH's utility cogeneration facility. The related lease payments are due quarterly through June 2025, including principal as well as interest at a fixed rate of 4.5%. The carrying value of the related assets was \$5,641,000 and \$6,505,000 as of June 30, 2019 and 2018, respectively.

State of NH general obligation bonds

The state, through acts of its legislature, provides funding for certain major plant facilities on USNH campuses. The state obtains its funds for these construction projects from general obligation bonds, which it issues from time to time. Debt service is funded by the general fund of the state, which is in the custody of the State Treasurer. The state is responsible for all repayments of these bonds in accordance with bond indentures. USNH facilities are not pledged as collateral for these bonds and creditors have no recourse to USNH. Accordingly, the state's debt obligation attributable to USNH's educational and general facilities is not reported as debt of USNH. As construction expenditures are incurred by USNH on state-funded educational and general facilities, amounts are billed to the state and recorded as State of New Hampshire capital appropriations.

Maturity of long-term debt obligations

USNH long-term debt obligations are scheduled to mature as follows using the associated fixed, estimated synthetic fixed, and expected variable rates in effect as of June 30, 2019 over the remaining terms of the individual issuances (*\$ in thousands*):

Fiscal Year	Principal	Interest	Total
2020	\$ 24,288	\$ 17,763	\$ 42,051
2021	25,400	16,840	42,240
2022	28,760	15,873	44,633
2023	23,902	14,708	38,610
2024	24,598	13,786	38,384
2025-2029	100,537	55,646	156,183
2030-2034	104,420	36,057	140,477
2035-2039	65,560	15,988	81,548
2040-2044	25,670	6,501	32,171
2045-2047	13,680	973	14,653
Plus: unamortized discounts/premiums, net	28,404	—	28,404
Total	\$465,219	\$194,135	\$659,354

Other long-term obligations

In addition to the long-term debt presented above, postretirement medical benefits liability in Note 7 and employment benefits liabilities in Note 6, USNH had the following changes in other long-term obligations (*in thousands*):

	Balance June 30, 2017	2018		Balance June 30, 2018	2019		Balance June 30, 2019	Current Portion
		Additions & Other Changes	Retirements		Additions & Other Changes	Retirements		
Asset retirement and other obligations*	\$ 2,417	\$209	\$(316)	\$ 2,310	\$ 4,121	\$(331)	\$ 6,100	\$ 313
Refundable government advances	16,643	503	(467)	16,679	834	—	17,513	—
Total other long-term obligations	\$19,060	\$712	\$(783)	\$18,989	\$4,955	\$(331)	\$23,613	\$313

*The current portion of these obligations is reported under accounts payable and accrued expenses.

9. Derivative instruments – interest rate swaps

USNH uses hedging derivatives to artificially fix interest rates on variable rate bonds outstanding. The terms and fair market value of swap contracts in place as of June 30, 2019 and 2018 were as follows (*\$ in thousands*):

	Effective Date	Termination Date	Payable Fixed Swap Rate	Receivable Variable Swap Rate	Notional Amount at June 30,		Swap Fair Value at June 30,	
					2019	2018	2019	2018
Series 2005A swap	October 29, 2008	July 1, 2035	3.6%	67% LIBOR	\$ 46,250	\$ 48,200	\$ (9,185)	\$ (7,165)
Series 2005B swap	August 1, 2005	July 1, 2033	3.1%	63% LIBOR+0.29%	64,360	68,955	(7,263)	(5,357)
Series 2011B swap	July 1, 2011	July 1, 2033	4.5%	67% LIBOR	30,260	32,275	(6,528)	(5,772)
Total					\$140,870	\$149,430	\$(22,976)	\$(18,294)

Effective interest rates and other key terms of each derivative are described below:

	Counterparty's Most Recent Credit Rating	Variable Interest Rates Paid and Received				Inception-To-Date		
		Interest Rate Paid by USNH to Bondholders as of		Interest Rate Received by USNH from Swap Counterparties as of		Effective Interest Rate Through		All-in Synthetically Fixed Interest Rate
		6/30/2019	6/30/2018	6/30/2019	6/30/2018	6/30/2019	6/30/2018	
Series 2005A swap	Aa2/AA-	1.9%	1.6%	1.6%	1.3%	4.4%	4.3%	4.1%
Series 2005B swap	A1/A+	1.9%	1.6%	1.8%	1.5%	3.7%	3.6%	3.7%
Series 2011B swap	A3/BBB+	2.0%	1.6%	1.6%	1.3%	5.3%	5.2%	5.0%

USNH utilizes interest rate swap agreements with counterparties to effectively convert its variable rate debt to fixed rates. The swaps' fair values and changes therein are recognized in USNH's financial statements. Differences between the fixed and variable rates in effect at each interest due date are settled net under each swap, increasing or decreasing interest expense. The fair value of the swap instruments is determined using option pricing models that consider interest rates and other market factors, the credit risks of the parties to the agreements, and the estimated benefit or cost to the USNH to cancel the agreements as of the reporting dates. Interest rate volatility, remaining outstanding principal, and time to maturity will affect the swaps' fair values at subsequent reporting dates. The values were estimated using the zero-coupon discounting method. This method calculates the future payments required by the swap, assuming the current forward rates implied by the yield curve are the market's best estimate of future spot interest rates. These payments are then discounted using the spot rates implied by the current yield curve for a hypothetical zero-coupon rate bond due on the date of each future net settlement payment. Because the swap fair values are based predominantly on observable inputs corroborated by market data, they are classified in Level 2 of the GASB fair value hierarchy. USNH intends to hold all swap contracts to maturity.

These derivative instruments meet the criteria established by GASB Statement No. 53 for effective hedges as of June 30, 2019 and 2018 and, therefore, their accumulated changes in fair value are reflected as deferrals on the Statements of Net Position (see Note 10). The notional amount of each swap is tied to the outstanding balance of the related bonds throughout the life of the swap. Under the terms of each swap, USNH makes fixed rate interest payments to the counterparty and receives a variable rate payment from the counterparty. USNH makes variable rate payments to bondholders on the related bonds. None of the derivatives require collateralization by USNH at any level of negative fair market value.

Risk Disclosure

Counterparty Risk – This is the risk that the counterparty will fail to perform under the terms of the swap agreement. As of June 30, 2019, USNH was exposed to no counterparty credit risk relative to its swaps as all swap market values were negative. The swaps require collateralization of any positive fair value of the swap should the counterparty's credit rating fall below thresholds identified in the swap contracts. USNH mitigates counterparty risk by spreading the swap exposure among various counterparties, by monitoring bond ratings continuously, and by requiring collateralization in certain circumstances.

Basis Risk – This is the risk of a mismatch between the variable rate received from the swap counterparty and the variable rate paid by USNH to bondholders on the underlying variable rate debt. The effective rate on the debt will vary depending on the magnitude and duration of any basis risk shortfall or surplus. Based on current and historical experience, USNH's financial advisors expect payments received under the agreements to approximate the related bond payments over the life of the swaps. USNH manages basis risk by closely monitoring daily and monthly rates paid and received on each transaction, by diversifying bond remarketing agents, and by varying swap terms (e.g., 67% of LIBOR vs. 63% of LIBOR + 29 bps).

Termination Risk – This is the risk that the swaps could be terminated as a result of any of several events, which may include rating downgrades below specified levels for USNH or the swap counterparty; covenant violation; swap payment default or bankruptcy by either party; or default events under a bond resolution or trust indenture. Under the terms of each agreement, USNH has the option to terminate a swap at the fair market value at any time by providing notice to the counterparty, while the counterparty may only terminate the swap upon certain termination events. USNH manages termination risk by adhering to bond covenant requirements, employing strategic indicator targets to maintain financial strength, monitoring swap market values and counterparty credit ratings, and diversifying swap counterparties.

Swap Cash Flows

Actual interest payments on the swaps vary as market rates vary. The table below shows estimated annual future cash flows of the derivative instruments if interest rates remain unchanged from June 30, 2019 through the end of each swap contract (*\$ in thousands*):

Fiscal Year	Notional Bonds Amortization	Estimated Interest Received	Estimated Interest and Fees Paid	Estimated Swap Net Outflows
2020	\$ 8,720	\$ (2,273)	\$ 4,718	\$ 2,445
2021	9,215	(2,113)	4,390	2,277
2022	9,385	(1,950)	4,056	2,106
2023	9,975	(1,777)	3,701	1,924
2024	10,170	(1,600)	3,339	1,739
2025-2029	41,110	(5,791)	12,125	6,334
2030-2034	45,145	(2,191)	4,638	2,447
2035-2036	7,150	(59)	131	72
Total	\$140,870	\$(17,754)	\$37,098	\$19,344

10. Deferred inflows and outflows of resources

The components of Deferred Inflows and Outflows of Resources as of June 30, 2019 and 2018 were as follows (\$ in thousands):

	2019	2018
Deferred Outflows of Resources		
Accumulated decrease in fair value of hedging derivatives	\$22,976	\$18,294
Accounting loss on debt refinancing	8,708	9,770
Changes of assumptions:		
Operating Staff Retirement Plan	471	179
Additional Retirement Contribution Program	18	22
Net difference between projected and actual earnings:		
Operating Staff Retirement Plan	60	74
Benefit payments subsequent to the measurement date:		
Postretirement Medical Plan	2,053	3,097
Additional Retirement Contribution Program	199	–
Asset retirement obligations	1,492	–
Total Deferred Outflows of Resources	<u>\$35,977</u>	<u>\$31,436</u>
Deferred Inflows of Resources		
Accounting gain on debt refinancing	\$ 357	\$ 616
Annuities unconditional remainder interest	2,139	1,753
Changes of assumptions:		
Operating Staff Retirement Plan	58	
Postretirement Medical Plan	8,271	4,343
Additional Retirement Contribution Program	4	4
Difference between expected and actual experience:		
Operating Staff Retirement Plan	6	4
Postretirement Medical Plan	1,191	1,351
Additional Retirement Contribution Program	474	629
Total Deferred Inflows of Resources	<u>\$12,500</u>	<u>\$ 8,700</u>

The accumulated decrease in fair value of hedging derivatives is recorded to offset the value of USNH's interest-rate swap liabilities which qualify for treatment as an effective hedge based on historic interest flows. USNH does not currently expect to terminate any of the swap agreements. The accounting gain on debt refinancing relates to the Series 2012 and 2016 bond issuances while the accounting loss on debt refinancing relates to the Series 2005B, 2011B, 2015, and 2017A bond issuances. These costs will be amortized as a component of interest expense over the remaining terms of the new debt.

Amounts reported as deferred outflows of resources related to benefit payments subsequent to the measurement date will be recognized as a reduction of the respective benefit liability in the year ended June 30, 2020.

Other amounts reported as deferred outflows and inflows of resources which are related to retirement programs will be recognized as a component of pension and OPEB expense over the next nine years as summarized below (\$ in thousands):

Fiscal Year	Operating Staff Retirement Plan	Additional Retirement Contribution Program	Post-retirement Medical Plan
2020	\$217	\$ (150)	\$(1,200)
2021	217	(150)	(1,200)
2022	28	(150)	(1,200)
2023	(1)	(10)	(1,200)
2024	6	–	(1,200)
2025	–	–	(1,200)
2026	–	–	(1,200)
2027	–	–	(1,062)
Total	<u>\$467</u>	<u>\$ (460)</u>	<u>\$(9,462)</u>

11. Pass-through grants

USNH distributed \$169,091,000 and \$173,918,000 of student loans through the US Department of Education Federal Direct Lending program during 2019 and 2018, respectively. These distributions and related funding sources are not included as expenses and revenues, or cash disbursements and cash receipts, in the accompanying financial statements. The Statements of Net Position include receivables of \$141,000 and \$260,000 as of June 30, 2019 and 2018, respectively, for direct loans disbursed in excess of US Department of Education receipts.

12. Endowment return used for operations

The objective of the annual spending formula for endowment return used for operations is to provide sustainable continued future support for ongoing programs at current levels assuming moderate inflation. To the extent that endowment yield is insufficient in any one year to meet the required spending distribution, accumulated net gains are utilized to fund the distribution. For the USNH pool, the distribution rate is established annually by the USNH Board of Trustees. Starting in fiscal year 2019, the USNH pool calculated the distribution as a percentage of the average market value per unit for the previous twelve quarters with a rate of 4.7% as of December 31, 2017. The rate was 4.7% for 2018 calculated as a percentage of the pool market value per unit as of December 31, 2016. For the UNHF primary pool, the distribution rate was 5.3% and 5.2% for 2019 and 2018, respectively, calculated as a percentage of the average market value per unit for the previous twelve quarters.

The components of endowment return used for operations for 2019 and 2018 are summarized below (\$ in thousands):

Components of Endowment Payout	2019	2018
Pooled endowment yield - campuses	\$ 7,412	\$ 6,598
Pooled endowment yield - affiliates	2,492	1,861
Trusts, life income and annuities yield, net of gains utilized	643	1,148
Gains utilized to fund distribution - pooled campuses	14,094	9,070
Gains utilized to fund distribution - pooled affiliates	9,138	9,315
Endowment return used for operations	<u>\$33,779</u>	<u>\$27,992</u>

The increase in gains utilized to fund distributions in 2019 relates to fringe benefits and debt service costs funded by USNH quasi-endowments. No distributions from these funds were made in prior years.

13. Operating expenses by function

The following tables summarize USNH's operating expenses by functional classification for the past two years (\$ in thousands):

	Compensation	Supplies & Services	Utilities	Internal Allocations	Depreciation & Amortization	2019 Total
Campuses – current funds						
Instruction	\$202,333	\$ 21,055	\$ 15	\$ –	\$ –	\$ 223,403
Auxiliary services	54,115	51,152	2,602	48,670	–	156,539
Research and sponsored programs	74,937	34,564	85	–	–	109,586
Academic support	68,821	18,791	37	–	–	87,649
Student services	33,363	15,131	12	(95)	–	48,411
Institutional support	48,336	18,761	79	(23,679)	–	43,497
Operations and maintenance	23,575	17,962	15,724	(25,181)	–	32,080
Fundraising and communications	11,562	6,826	–	2,872	–	21,260
Public service	11,240	3,125	–	–	–	14,365
Subtotal – current funds	528,282	187,367	18,554	2,587	–	736,790
Campuses - other funds	333	15,888	28	–	65,349	81,598
Affiliated entities	6,113	1,124	1	(2,587)	–	4,651
Total	<u>\$534,728</u>	<u>\$204,379</u>	<u>\$18,583</u>	<u>\$ –</u>	<u>\$65,349</u>	<u>\$823,039</u>

	Compensation	Supplies & Services	Utilities	Internal Allocations	Depreciation	2018 Total
Campuses – current funds						
Instruction	\$201,510	\$ 22,229	\$ 17	\$ –	\$ –	\$223,756
Auxiliary services	53,940	53,695	3,406	45,921	–	156,962
Research and sponsored programs	74,705	35,432	18	–	–	110,155
Academic support	69,334	21,075	40	245	–	90,694
Student services	34,337	14,634	10	(95)	–	48,886
Institutional support	47,826	17,221	76	(22,217)	–	42,906
Operations and maintenance	23,175	16,602	15,482	(24,148)	–	31,111
Fundraising and communications	12,285	6,925	–	2,257	–	21,467
Public service	10,430	3,125	–	–	–	13,555
Subtotal – current funds	527,542	190,938	19,049	1,963	–	739,492
Campuses - other funds	155	16,494	16	–	65,096	81,761
Affiliated entities	5,021	867	–	(1,963)	–	3,925
Total	<u>\$532,718</u>	<u>\$208,299</u>	<u>\$19,065</u>	<u>\$ –</u>	<u>\$65,096</u>	<u>\$825,178</u>

14. Net position

It is USNH's policy to use restricted funds before accessing unrestricted balances. The table below details USNH's net position as of June 30, 2019 and 2018 (\$ in thousands):

Components of Net Position	2019	2018
Net investment in capital assets	\$ 685,015	\$ 665,194
Restricted financial resources		
Nonexpendable		
Historic gift value of endowment - campuses	124,287	118,298
Historic gift value of endowment - affiliated entities	157,414	145,671
Total restricted nonexpendable resources	281,701	263,969
Expendable		
Held by campuses:		
Accumulated net gains on endowment	56,559	54,375
Fair value of restricted funds functioning as endowment	15,032	14,761
Gifts, grants and contracts	41,443	44,467
Life income and annuity funds	15	12
Loan funds	3,585	5,158
Held by affiliated entities:		
Accumulated net gains on endowment	43,192	42,424
Fair value of restricted funds functioning as endowment	44,054	44,108
Other	9,457	11,034
Total restricted expendable resources	213,337	216,339
Unrestricted financial resources		
Held by campuses:		
Educational and general reserves	6,521	20,998
Auxiliary enterprises	45,721	42,838
Internally designated reserves	20,879	13,003
Unrestricted loan funds	1,487	1,513
Unexpended plant funds	144,841	127,776
Fair value of unrestricted funds functioning as endowment	185,442	184,148
Other	779	971
Less: postretirement medical liability ⁽¹⁾	(90,153)	(92,307)
Held by affiliated entities:		
Fair value of unrestricted funds functioning as endowment	1,308	1,314
Other	1,668	1,900
Total unrestricted financial resources	318,493	302,154
Total Net Position	<u>\$1,498,546</u>	<u>\$1,447,656</u>

⁽¹⁾ As discussed in Note 7, the 2019 and 2018 postretirement medical liability is shown net of the related deferred inflows and outflows of resources. See Note 10 for additional information in this regard.

15. Commitments and contingencies

USNH holds insurance for losses related to real property, as well as professional, environmental and general liability claims. Property coverage is limited to \$500 million in the aggregate with varying deductible levels. Liability coverage and deductible levels are based on management's assessments of the risks of related losses. Settlements below the relevant deductible amounts are funded from unrestricted net position.

USNH makes expenditures in connection with restricted government grants and contracts, which are subject to final audit by government agencies. Management is of the opinion that the number of disallowances, if any, sustained through such audits would not materially affect the financial position, results of operations, or cash flows of USNH.

USNH is a defendant in various legal actions arising out of the normal course of its operations. Although the outcome of such actions cannot presently be determined, management is of the opinion that the eventual liability, if any, will not have a material effect on USNH's financial position, results of operations or cash flows.

16. Component units

Condensed information from the audited financial statements of the University of New Hampshire Foundation, Inc. (UNHF) is presented below (\$ in millions):

	2019	2018
Condensed information from the Statements of Net Position as of June 30,		
Endowment investments	\$241	\$229
Other assets	14	14
Total Assets	<u>255</u>	<u>243</u>
Annuities payable	3	2
Other liabilities and deferred inflows of resources	5	3
Total Liabilities and Deferred Inflows of Resources	<u>8</u>	<u>5</u>
Total Net Position	<u>\$247</u>	<u>\$238</u>
	2019	2018
Condensed information from the Statements of Revenues, Expenses and Changes in Net Position for the years ended June 30,		
Gifts and other support	\$ 29	\$ 35
Investment income	11	16
Total Revenues	<u>40</u>	<u>51</u>
Distributions to UNH	23	25
Administrative and other expenses	8	7
Total Expenses	<u>31</u>	<u>32</u>
Increase in Net Position	<u>\$ 9</u>	<u>\$ 19</u>
	2019	2018
Condensed information from the Statements of Cash Flows for the years ended June 30,		
Receipts from gifts and other sources	\$ 19	\$ 21
Payments to UNH and suppliers	(29)	(34)
Net Cash Used in Operating Activities	(10)	(13)
Net Cash Used in Investing Activities	(1)	(4)
Net Cash Provided by Noncapital Financing Activities	12	15
Change in Cash and Equivalents	<u>\$ 1</u>	<u>\$ (2)</u>

A copy of the complete financial statements for UNHF can be obtained on their website at <https://www.unh.edu/give/financial-reports> or by contacting the Advancement Finance and Administration Office at (603) 862-1584.

17. Subsequent events

Management has evaluated the impact of subsequent events through the date that the financial statements were available for issuance October 30, 2019, and concluded that no material events have occurred which would require recognition or disclosure.

Required Supplemental Information

(Unaudited)

Postretirement Medical Plan

Schedule of Changes in Total OPEB Liability and Related Ratios for the years ended June 30, (\$ in thousands):

	2019	2018
Service costs	\$ 1,359	\$ 1,416
Interest	3,024	3,627
Benefit payments	(6,381)	(6,923)
Differences between expected and actual experience	–	(1,511)
Changes in assumptions ⁽¹⁾	(4,968)	(4,857)
Net Change in Postretirement Medical Liability	(6,966)	(8,248)
Total Postretirement Medical Plan Liability- beginning of year	89,710	97,958
Total Postretirement Medical Plan Liability- end of year	<u>\$ 82,744</u>	<u>\$ 89,710</u>
Current portion	<u>\$ 5,331</u>	<u>\$ 5,837</u>
Covered payroll	<u>\$290,287</u>	<u>\$290,107</u>
Total Liability as a Percentage of Covered Payroll	28.5%	30.9%

Additional Retirement Contribution (ARC) Program

Schedule of Changes in Total Pension Liability and Related Ratios for the years ended June 30, (\$ in thousands):

	2019	2018	2017
Service costs	\$ 31	\$ 41	\$ 103
Interest	66	88	118
Benefit payments ⁽²⁾	(123)	(95)	(518)
Differences between expected and actual experience	–	(89)	(328)
Changes in assumptions	(97)	26	(5)
Net Change in ARC Liability	(123)	(29)	(630)
Total ARC Liability at beginning of year	2,294	2,323	2,953
Total ARC Liability at end of year	<u>\$ 2,171</u>	<u>\$ 2,294</u>	<u>\$ 2,323</u>
Current portion	<u>\$ 200</u>	<u>\$ 95</u>	<u>\$ 455</u>
Covered payroll	<u>\$24,369</u>	<u>\$26,646</u>	<u>\$29,409</u>
Total Liability as a Percentage of Covered Payroll	8.9%	8.6%	7.9%

Operating Staff Retirement Plan

Schedule of Changes in Net Pension Assets and Related Ratios for the years ended June 30, (\$ in thousands):

	2019	2018	2017 ⁽³⁾
Plan Fiduciary Net Position			
Beginning balance	\$6,376	\$6,700	\$ –
Employer contributions	–	–	6,700
Plan administrative costs	(13)	(13)	–
Net investment income	407	274	–
Benefit payments	(584)	(585)	–
Fiduciary net position	\$6,186	\$6,376	\$6,700
Total Pension Liability at end of year	<u>(5,875)</u>	<u>(5,652)</u>	<u>(5,707)</u>
Net Pension Asset	<u>\$ 311</u>	<u>\$ 724</u>	<u>\$ 993</u>
Plan Net Position as a Percentage of Total Pension Liability	105.3%	112.8%	117.4%

	2019	2018	2017 ⁽³⁾
Plan Pension Liability			
Beginning balance	\$ (5,652)	\$ (5,707)	\$ (6,345)
Service costs	(3)	–	(20)
Interest, net of actuarial gain/loss	(290)	(292)	(298)
Benefit payments	584	585	956
Changes in assumptions	(514)	(238)	–
Net Change in Total Pension Liability	<u>\$ (223)</u>	<u>\$ 55</u>	<u>\$ 638</u>
Total Pension Liability at end of year	<u>\$ (5,875)</u>	<u>\$ (5,652)</u>	<u>\$ (5,707)</u>
Covered payroll	<u>\$ (850)</u>	<u>\$ (961)</u>	<u>\$ (1,007)</u>
Net Pension Asset as a Percentage of Covered Payroll	36.6%	75.3%	98.6%

Notes to Schedules:

⁽¹⁾ Changes in assumptions relate to discount rate changes. The rates were 4.1% for 2019, and 3.4% for 2018 based on a change in the related index. See Note 7 for additional information.

⁽²⁾ Fiscal year 2017 benefit payments included separation costs resulting in larger amounts.

⁽³⁾ Reflects payments and adjustments made before the establishment of the related trust on June 29, 2017.

See accompanying independent auditor's report

Board of Trustees

Members of the Board

The Honorable Christopher T. Sununu
ex officio, Governor, State of New Hampshire,
Concord, NH

Joseph G. Morone (2013 - 2022)
Chair, Newcastle, NH

James P. Burnett, III (2017 - 2022)
Vice Chair, Concord, NH

Kassandra Spanos Ardingner (2016 - 2020)
Secretary, Concord, NH

Amy B. Begg (2015 - 2023)
Watertown, MA

Donald L. Birx, ex officio
President, PSU, Plymouth, NH

Todd R. Black (2014 - 2022)
Dover, NH

James W. Dean, Jr., ex officio
President, UNH, Durham, NH

M. Jacqueline Eastwood (2017 - 2021)
Durham, NH

Frank L. Edelblut, ex officio
Commissioner of Education, Concord, NH

Suzanne M. Foster (2017 - 2020)
Newfields, NH

Cathy J. Green (2017 - 2021)
Dunbarton, NH

Cailee Griffin (2019 - 2020)
UNH Student Trustee, Durham, NH

George S. Hansel (2019 - 2023)
Keene, NH

Shawn N. Jasper, ex officio (2015 - 2022)
Commissioner of Agriculture, Concord, NH

Todd J. Leach, ex officio
Chancellor, USNH, Concord, NH

Scott R. Mason (2017 - 2021)
Stratford, NH

Michael J. Pilot, (2019 - 2023)
Hampton, NH

Christopher M. Pope (2019 - 2021)
Concord, NH

Mark Rubinstein, ex officio
President, GSC, Concord, NH

J. Morgan Rutman (2016 - 2020)
Rye, NH

Joseph D. Scala (2019 - 2020)
PSU Student Trustee, Plymouth, NH

Marjorie K. Smith, ex-officio
Designee for Speaker of the House

Donna M. Soucy, ex-officio,
President of the Senate

Wallace R. Stevens (2011 - 2021)
Exeter, NH

Melinda D. Treadwell, ex officio
President, KSC, Keene, NH

Alexander J. Walker, Jr. (2016 - 2020)
Manchester, NH

David A. Westover (2019 - 2023)
Keene, NH

Administration

Members of the Administrative Board

Todd J. Leach (Chair)
Chancellor, University System of New Hampshire

Donald L. Birx
President, Plymouth State University

James W. Dean, Jr.
President, University of New Hampshire

Mark Rubinstein
President, Granite State College

Melinda D. Treadwell
President, Keene State College

Members of the Finance Executive Council

Catherine A. Provencher (Chair)
Vice Chancellor and Treasurer, USNH

Lisa L. Shawney (Vice Chair)
Vice President of Finance, Technology, and
Infrastructure, GSC

Karen L. Benincasa
Associate Treasurer, USNH

Tracy Claybaugh
Vice President for Finance and
Administration, PSU

Christopher D. Clement
Vice President for Administration, UNH

University System of New Hampshire

James A. McGrail
Chief Human Resources Officer

Catherine A. Provencher
Vice Chancellor and Treasurer/CFO

Ronald F. Rodgers
General Counsel and Secretary

University of New Hampshire

Christopher Clement
Vice President for Administration

Deborah Dutton
Vice President for Advancement
and Foundation

Pelema Morrice
Vice Provost for Enrollment Management

Plymouth State University

Tracy Claybaugh
Vice President for Finance and Administration

Marlin Collingwood
Interim Vice President for Communications,
Enrollment and Student Life

Robin Dorff
Provost and Vice President
for Academic Affairs

Ann McClellan
Associate Provost

Gail F. Mears
Chief of Staff

John Scheinman
Director of Development

Keene State College

Kemal Atkins
Vice President for Student Affairs

Ockle Johnson
Interim Provost and Vice President
for Academic Affairs

Susan LaPanne
Vice President for Finance
and Administration

MB Lufkin
Chief Enrollment Officer

Dottie Morris
Chief Officer for Diversity
and Multiculturalism

Veronica Rosa
Executive Director of Advancement

Granite State College

Tara Payne
Associate Vice President of
Enrollment Management

Lisa L. Shawney
Vice President of Finance, Technology,
and Infrastructure

Scott Stanley
Provost and Vice President
for Academic Affairs



Granite State College

Keene
STATE COLLEGE

Plymouth State
UNIVERSITY

 University of
New Hampshire

University System
of New Hampshire

5 Chenell Drive, Suite 301, Concord, NH 03301 603-862-1800 www.usnh.edu

**UNIVERSITY SYSTEM OF NEW HAMPSHIRE
SCHEDULE OF UNRESTRICTED FINANCIAL RESOURCES**

	UNH ⁽¹⁾	PSU	KSC ⁽²⁾	GSC	Trustees/ Chancellor's Office	Balance at June 30,	
						2019	2018
<u>Held by campuses:</u>							
Current funds							
Educational and general reserves	\$ (7,317)	(5,068,671)	(5,168,944)	12,750,976	4,015,455	6,521,499	20,997,668
Auxiliary enterprises	25,578,061	7,680,149	12,257,379	204,840		45,720,429	42,838,245
Internally designated - STII					20,065,384	20,065,384	13,610,509
Internally designated - Fringe Benefits Pool	843,722				5,799,210	6,642,932	5,870,990
Internally designated - other employee benefits	1,454,496	694,580	499,872	646,879	2,921,681	6,217,508	5,067,752
Internally designated - internal borrowings outstanding					(92,435,664)	(92,435,664)	(104,919,833)
Internally designated - F&A return and other faculty support	28,493,738	215,647	1,070,302			29,779,687	30,093,054
Internally designated - unrestricted gifts and endowment payout	5,293,238	16,744	407,262	4,125		5,721,369	5,575,103
Internally designated - other	25,106,275	5,909,433	7,688,746	3,240,436	2,943,357	44,888,247	57,705,674
Total current funds	86,762,213	9,447,882	16,754,617	16,847,256	(56,690,577)	73,121,391	76,839,162
Unrestricted loan funds	145,912	28,814	1,312,547			1,487,273	1,512,943
Unexpended plant funds - all other	104,023,881	12,485,268	24,610,893	3,708,979	11,848	144,840,869	127,775,770
Funds functioning as endowment - USNH Health Benefits Cost Containment					20,963,925	20,963,925	19,825,685
Funds functioning as endowment - USNH Debt Quasi					101,873,289	101,873,289	104,562,190
Funds functioning as endowment - USNH Contingency					7,741,107	7,741,107	7,320,802
Funds functioning as endowment - USNH LT Treasury Investments					34,462,950	34,462,950	32,777,298
Funds functioning as endowment - Isabel Harriet Paul	2,476,931					2,476,931	2,454,559
Funds functioning as endowment - UNHL Operations	1,329,170					1,329,170	1,154,584
Funds functioning as endowment - UNHM	1,800,480					1,800,480	1,784,217
Funds functioning as endowment - PSU ALLWell		5,079,609				5,079,609	4,774,674
Funds functioning as endowment - all other unrestricted	8,580,183	727,500	406,694			9,714,377	9,493,328
Unfunded postretirement medical benefits	(65,608,875)	(11,511,178)	(11,124,248)	(2,321,583)	412,896	(90,152,988)	(92,307,071)
Operating Staff Retirement Plan trust					778,688	778,688	971,454
<u>Held by affiliated entities:</u>							
Quasi-endowment fund - affiliates	1,307,620					1,307,620	1,314,497
Other unrestricted balances - affiliates	1,643,237		24,664			1,667,901	1,900,177
TOTAL UNRESTRICTED FINANCIAL RESOURCES	\$ 142,460,752	16,257,895	31,985,167	18,234,652	109,554,126	318,492,592	302,154,269

⁽¹⁾includes UNHF, UNHL & UNHM

⁽²⁾includes KEA

UNIVERSITY SYSTEM OF NEW HAMPSHIRE
SUMMARY STATEMENT OF CHANGES IN AUXILIARY ENTERPRISE FUNDS
FOR THE YEAR ENDED JUNE 30, 2019

	Current Fiscal Year Activity					Beginning Fund Balance 6/30/2018	Ending Fund Balance 6/30/2019
	Annual Budgeted Activity	Revenues	Expenses	Transfers In/(Out)	Net Increase/ (Decrease)		
<u>UNIVERSITY OF NEW HAMPSHIRE</u>							
Revenues Pledged to HEFA Bonds							
Housing	\$ 57,280,773	53,928,447	38,129,533	(15,798,756)	158	5,069,824	5,069,982
Dining	36,565,238	35,787,926	29,036,311	(6,751,942)	(327)	1,995,622	1,995,295
Recreation	9,952,151	9,767,518	6,932,371	(2,835,099)	48	559,484	559,532
Student Union	5,449,719	5,482,217	3,986,620	(1,494,526)	1,071	496,349	497,420
Whittemore Center Arena	3,584,357	2,061,210	1,888,382	(228,649)	(55,821)	55,821	-
ECOline	700,000	985,780	(7,727,249)	(8,681,850)	31,179	2,039,354	2,070,533
Other Revenues							
Athletics	19,085,546	18,833,596	18,625,315	(227,399)	(19,118)	(3,591,024)	(3,610,142)
Health Services	8,980,954	8,472,730	8,770,551	46,512	(251,309)	3,648,841	3,397,532
Student Health Benefit Plan	5,259,489	5,998,859	4,501,600	35,523	1,532,782	10,190,491	11,723,273
Wildcat Transit	5,153,102	5,256,039	3,669,378	(1,586,365)	296	959,939	960,235
Telecommunications	1,268,320	228,182	(979,824)	(1,202,970)	5,036	728,844	733,880
Technology Center	1,238,897	794,264	1,056,629	38,079	(224,286)	231,054	6,768
Action Learning Center	1,185,403	1,160,391	1,157,796	-	2,595	680,972	683,567
InterOperability Lab	1,147,000	-	1,683,272	876,817	(806,455)	1,605,502	799,047
Other Auxiliary Services	649,466	595,652	(561,156)	(775,665)	381,143	309,996	691,139
TOTAL UNIVERSITY OF NEW HAMPSHIRE	157,500,415	149,352,811	110,169,529	(38,586,290)	596,992	24,981,069	25,578,061
<u>PLYMOUTH STATE UNIVERSITY</u>							
Revenues Pledged to HEFA Bonds							
Housing	17,405,252	17,470,840	8,807,723	(8,662,450)	667	3,850	4,517
Dining	8,309,500	7,530,979	6,856,033	(1,204,700)	(529,754)	2,468,941	1,939,187
Student Union	3,337,254	3,292,856	1,524,039	(233,935)	1,534,882	2,962,157	4,497,039
Ice Arena	1,724,415	1,206,736	350,394	(910,970)	(54,628)	56,261	1,633
ALLWell Arena	600,000	629,961	7,238	(587,999)	34,724	304,003	338,727
Other Revenues							
Health and Wellness Services	1,420,087	1,427,149	1,333,150	(46,951)	47,048	639,790	686,838
Other Auxiliary Services	640,083	866,224	568,948	(250,297)	46,979	165,229	212,208
TOTAL PLYMOUTH STATE UNIVERSITY	33,436,591	32,424,745	19,447,525	(11,897,302)	1,079,918	6,600,231	7,680,149
<u>KEENE STATE COLLEGE</u>							
Revenues Pledged to HEFA Bonds							
Housing	16,238,830	15,921,333	8,701,042	(7,227,001)	(6,710)	2,065,487	2,058,777
Dining	8,867,730	8,852,889	7,445,043	(1,077,929)	329,917	868,799	1,198,716
Student Union	2,333,416	2,271,196	1,425,362	(876,343)	(30,509)	1,618,598	1,588,089
Recreation	1,852,024	1,678,960	971,095	(749,940)	(42,075)	1,542,221	1,500,146
Other Revenues							
Continuing Ed-OSHA	1,762,617	1,762,617	1,276,538	(333,000)	153,079	1,351,905	1,504,984
Health Services	1,502,862	1,488,367	1,418,852	(1,757)	67,758	537,421	605,179
Telecommunications	791,318	10,200	326,316	457,118	141,002	1,238,559	1,379,561
Other Auxiliary Services	668,579	748,285	484,126	328,653	592,812	1,829,115	2,421,927
TOTAL KEENE STATE COLLEGE	34,017,376	32,733,847	22,048,374	(9,480,199)	1,205,274	11,052,105	12,257,379
<u>GRANITE STATE COLLEGE</u>							
Other Auxiliary Services	-	-	-	-	-	204,840	204,840
TOTAL GRANITE STATE COLLEGE	-	-	-	-	-	204,840	204,840
TOTAL UNIVERSITY SYSTEM OF NEW HAMPSHIRE	\$ 224,954,382	214,511,403	151,665,428	(59,963,791)	2,882,184	42,838,245	45,720,429

**UNIVERSITY SYSTEM OF NEW HAMPSHIRE
 DETAIL STATEMENT OF CHANGES IN AUXILIARY ENTERPRISE FUNDS
 FOR THE YEAR ENDED JUNE 30, 2019**

FUND #	FUND NAME	FISCAL YEAR 2019				BEGINNING	ENDING
		REVENUES	EXPENDITURES	TRANSFERS	NET CHANGE	FUND BALANCE 6/30/2018	FUND BALANCE 6/30/2019
UNIVERSITY OF NEW HAMPSHIRE							
REVENUES PLEDGED TO HEFA BONDS:							
<u>HOUSING</u>							
1AARES	Residential Life	\$ 3,833	2,218,909	2,215,076	-	-	-
1AQHOU	UNH Housing	53,730,922	35,585,882	(18,144,882)	158	5,069,824	5,069,982
1AM005	UNHM Housing	193,692	324,742	131,050		-	-
	TOTAL HOUSING	53,928,447	38,129,533	(15,798,756)	158	5,069,824	5,069,982
<u>DINING</u>							
1AQHOS	UNH Dining Services	35,787,926	29,036,311	(6,751,942)	(327)	1,995,622	1,995,295
	TOTAL DINING	35,787,926	29,036,311	(6,751,942)	(327)	1,995,622	1,995,295
<u>RECREATION</u>							
1AJREC	Campus Recreation	9,767,518	6,932,371	(2,835,099)	48	559,484	559,532
	TOTAL RECREATION	9,767,518	6,932,371	(2,835,099)	48	559,484	559,532
<u>STUDENT UNION</u>							
1AJMUB	UNH Memorial Union	5,482,217	3,986,620	(1,494,526)	1,071	496,349	497,420
	TOTAL STUDENT UNION	5,482,217	3,986,620	(1,494,526)	1,071	496,349	497,420
<u>WHITTEMORE CENTER ARENA</u>							
1AJWHT	Whittemore Center	2,061,210	1,888,382	(228,649)	(55,821)	55,821	-
	TOTAL WHITTEMORE CENTER ARENA	2,061,210	1,888,382	(228,649)	(55,821)	55,821	
<u>ECOLINE</u>							
1AT001	Ecoline	985,780	(7,727,249)	(8,681,850)	31,179	2,039,354	2,070,533
	TOTAL ECOLINE	985,780	(7,727,249)	(8,681,850)	31,179	2,039,354	2,070,533
OTHER REVENUES:							
<u>ATHLETICS</u>							
1ASATH	UNH Intercollegiate Athletics	18,833,596	18,625,315	(227,399)	(19,118)	(3,591,024)	(3,610,142)
	TOTAL ATHLETICS	18,833,596	18,625,315	(227,399)	(19,118)	(3,591,024)	(3,610,142)
<u>HEALTH SERVICES</u>							
1AACCT	Counseling Center	2,489,588	2,332,678	(13,520)	143,390	872,798	1,016,188

1AAHSC	UNH Health Services	5,983,142	6,437,873	60,032	(394,699)	2,776,043	2,381,344
1AJHSC	UNH Health Services	-	-	-	-	-	-
	TOTAL HEALTH SERVICES	8,472,730	8,770,551	46,512	(251,309)	3,648,841	3,397,532
	<u>STUDENT HEALTH BENEFIT PLAN</u>						
1AAHBP	UNH Student Health Benefit Plan	5,998,859	4,717,699	35,523	1,316,683	10,190,491	11,507,174
1AJHBP		-	(216,099)	-	216,099	-	216,099
	TOTAL STUDENT HEALTH BENEFIT PLAN	5,998,859	4,501,600	35,523	1,532,782	10,190,491	11,723,273
	<u>WILDCAT TRANSIT</u>						
1AQTRN	Transportation Services	5,256,039	3,669,378	(1,586,365)	296	959,939	960,235
	TOTAL WILDCAT TRANSIT	5,256,039	3,669,378	(1,586,365)	296	959,939	960,235
	<u>TELECOMMUNICATIONS</u>						
1AKTEL	Telecommunications	71,327	(980,975)	(1,047,970)	4,332	576,300	580,632
1ATTOW	Telecommunication Towers	156,855	1,151	(155,000)	704	152,544	153,248
	TOTAL TELECOMMUNICATIONS	228,182	(979,824)	(1,202,970)	5,036	728,844	733,880
	<u>TECHNOLOGY CENTER</u>						
1AKSTR	Computer Store	794,264	1,056,629	38,079	(224,286)	231,054	6,768
	TOTAL TECHNOLOGY CENTER	794,264	1,056,629	38,079	(224,286)	231,054	6,768
	<u>ACTION LEARNING CENTER</u>						
1AF001	Action Learning Center	1,160,391	1,157,796	-	2,595	680,972	683,567
	TOTAL ACTION LEARNING CENTER	1,160,391	1,157,796	-	2,595	680,972	683,567
	<u>INTEROPERABILITY LABORATORY RESERVE</u>						
1ARIOL	InterOperability Laboratory Reserve	-	1,683,272	876,817	(806,455)	1,605,502	799,047
	TOTAL INTEROPERABILITY LAB RESERVE	-	1,683,272	876,817	(806,455)	1,605,502	799,047
	<u>OTHER AUXILIARY SERVICES</u>						
1A0ADJ	UNH Auxiliary Adjustments	-	(1,115,753)	(1,115,753)	-	-	-
1AD002	Environmental Research Grp 2232	-	248	-	(248)	570	322
1AE265	SBDC Programs	9,075	12,738	1,543	(2,120)	30,759	28,639
1AE267	Center For Venture Research	-	12,037	13,500	1,463	7,249	8,712
1AECFB	Center for Family Business	139,370	160,316	28,168	7,222	82,548	89,770
1AH301	UNHL Auxiliary Rental Operations	51,173	43,198	-	7,975	139,782	147,757
1ALLNG	Faculty Lounge	1,000	127	-	873	10,144	11,017
1AQCNF	UNH Conference Center	-	-	-	-	1,203	1,203
1AQDDM	Discretionary Fund for Business Aff	-	58	-	(58)	716	658
1AQMLS	Mail Services	112,489	115,480	3,028	37	56,470	56,507
1AQOBA	Business Affairs	54,397	13,692	(40,705)	-	153,538	153,538
1AQPRN	Printing Services	142,594	169,162	26,587	19	122,470	122,489
1ARANM	Animal Care	545	(19,430)	-	19,975	13,164	33,139
1ARRCC	Research Computing Operating	2,823	33,444	28,007	(2,614)	245,116	242,502
1ARUIC	Instrumentation Center	71,440	13,527	-	57,913	33,759	91,672
1ATRNT	Facilities Rental Properties	10,746	-	(10,802)	(56)	56	-
1ATSPC	Small Projects Construction Team	-	-	-	-	-	-
1AU001	Auxiliary Bud- Proj Adjs	-	-	290,762	290,762	(587,548)	(296,786)
	TOTAL OTHER AUXILIARY SERVICES	595,652	(561,156)	(775,665)	381,143	309,996	691,139

TOTAL UNIVERSITY OF NEW HAMPSHIRE	149,352,811	110,169,529	(38,586,290)	596,992	24,981,069	25,578,061
--	--------------------	--------------------	---------------------	----------------	-------------------	-------------------

PLYMOUTH STATE UNIVERSITY

REVENUES PLEDGED TO HEFA BONDS:

<u>HOUSING</u>						
6AS210	Residential Life	17,470,840	8,807,723	(8,662,450)	667	4,517
	TOTAL HOUSING	17,470,840	8,807,723	(8,662,450)	667	4,517

<u>DINING</u>						
6AS215	Dining Services	7,530,979	6,856,033	(1,204,700)	(529,754)	1,939,187
	TOTAL DINING	7,530,979	6,856,033	(1,204,700)	(529,754)	1,939,187

<u>STUDENT UNION</u>						
6AS220	Hartman Union Building	3,292,856	1,524,039	(233,935)	1,534,882	4,497,039
	TOTAL STUDENT UNION	3,292,856	1,524,039	(233,935)	1,534,882	4,497,039

<u>ICE ARENA</u>						
6AAREN	Ice Arena	1,206,736	350,394	(910,970)	(54,628)	1,633
	TOTAL ICE ARENA	1,206,736	350,394	(910,970)	(54,628)	1,633

<u>ALLWELL ARENA</u>						
6AALLW	ALLWell Center Fund	629,961	7,238	(587,999)	34,724	338,727
	TOTAL ALLWELL ARENA	629,961	7,238	(587,999)	34,724	338,727

OTHER REVENUES:

<u>HEALTH & WELLNESS CENTER</u>						
6AS280	Counseling & Health Services	1,427,149	1,333,150	(46,951)	47,048	686,838
	TOTAL HEALTH & WELLNESS CENTER	1,427,149	1,333,150	(46,951)	47,048	686,838

<u>OTHER AUXILIARY SERVICES</u>						
6A0ADJ	PSU Auxiliary Adjustments		(96,824)	(96,824)	-	-
6A0PRJ	Auxiliary Projections	43,774		(43,774)	-	-
6AAENT	Enterprise Center @ Plymouth				15,589	15,589
6AB240	Conference Service	420,677	323,629	(68,229)	28,819	28,819
6AB260	Parking Enforcement	291,641	160,021	(88,000)	43,620	99,340
6AB262	Shuttle	110,132	182,122	46,530	(25,460)	68,460
	TOTAL OTHER AUXILIARY SERVICES	866,224	568,948	(250,297)	46,979	212,208

TOTAL PLYMOUTH STATE UNIVERSITY	32,424,745	19,447,525	(11,897,302)	1,079,918	6,600,231	7,680,149
--	-------------------	-------------------	---------------------	------------------	------------------	------------------

KEENE STATE COLLEGE

REVENUES PLEDGED TO HEFA BONDS:

	<u>HOUSING</u>						
5AR200	Residence Life	15,919,458	8,685,284	(7,227,001)	7,173	1,891,446	1,898,619
5AR201	Carle Hall Prog		1,081		(1,081)	2,843	1,762
5AR203	Residence Hall Organization				-	25,074	25,074
5AR204	East Halls Programming		1,521		(1,521)	6,866	5,345
5AR205	Huntress/Fiske Prog		953		(953)	5,868	4,915
5AR206	Holloway Hall Prog		1,225		(1,225)	4,767	3,542
5AR207	Randall/Monadnock Programs		2,404		(2,404)	4,321	1,917
5AR208	Owls Nest/1 Butler Ct Programs		2,510		(2,510)	11,053	8,543
5AR209	The Apartments				-	4,178	4,178
5AR210	Resident Asst Organization	1,875	1,082		793	79,817	80,610
5AR211	Hall Council		1,656		(1,656)	10,542	8,886
5AR215	Res Life Student Services		3,326		(3,326)	18,712	15,386
	TOTAL HOUSING	15,921,333	8,701,042	(7,227,001)	(6,710)	2,065,487	2,058,777
	<u>DINING</u>						
5AR217	Dining	8,852,889	7,445,043	(1,077,929)	329,917	868,799	1,198,716
	TOTAL DINING	8,852,889	7,445,043	(1,077,929)	329,917	868,799	1,198,716
	<u>STUDENT UNION</u>						
5AR102	Student Center	2,271,196	1,425,362	(876,343)	(30,509)	1,618,598	1,588,089
	TOTAL STUDENT UNION	2,271,196	1,425,362	(876,343)	(30,509)	1,618,598	1,588,089
	<u>RECREATION</u>						
5AJ100	Intramural Recreation	1,664,717	960,555	(749,940)	(45,778)	1,527,641	1,481,863
5AJ101	Gym/Pool Use	14,243	10,540		3,703	14,580	18,283
	TOTAL RECREATION	1,678,960	971,095	(749,940)	(42,075)	1,542,221	1,500,146
	OTHER REVENUES:						
	<u>CONTINUING ED-OSHA</u>						
5AA102	Continuing Ed-OSHA	1,762,617	1,276,538	(333,000)	153,079	1,351,905	1,504,984
	TOTAL CONTINUING ED-OSHA	1,762,617	1,276,538	(333,000)	153,079	1,351,905	1,504,984
	<u>HEALTH SERVICES</u>						
5AR300	Center for Health and Wellness	760,008	685,394	(1,757)	72,857	215,672	288,529
5AR301	Counseling Center	728,359	733,458		(5,099)	321,749	316,650
	TOTAL HEALTH SERVICES	1,488,367	1,418,852	(1,757)	67,758	537,421	605,179
	<u>TELECOMMUNICATIONS</u>						
5AF104	Telecom	10,200	326,316	457,118	141,002	1,238,559	1,379,561
	TOTAL TELECOMMUNICATIONS	10,200	326,316	457,118	141,002	1,238,559	1,379,561
	<u>OTHER AUXILIARY SERVICES</u>						
5A0ADJ	KSC Auxiliary Adjustments		(34,566)	(34,566)	-	-	-
5AA101	SPUR				-	76,210	76,210

5AA103	Small Business				-	76	76
5AA110	Art Center Rental Tickets		952	1,000	48	-	48
5AA104	Link Program	76,763	78,618		(1,855)	16,486	14,631
5AA105	Arts Center Facility	82,136	53,619	(28,000)	517	84,789	85,306
5AF105	Owl Card Operations	18,889	107,147	124,966	36,708	66,541	103,249
5AR101	Parking & Shuttle Services	423,193	279,986	54,300	197,507	207,774	405,281
5AR103	Food Court Facility Use				-	4,670	4,670
5AR107	Conference Services		(71,033)		71,033	65,468	136,501
5AR104	College Camp Operations	28,904	15,371		13,533	114,178	127,711
5AR105	Facility Rental (Non-Gym)		(299)		299	18,744	19,043
5AR106	Student Conduct Fines	118,400	55,900	(30,000)	32,500	328,671	361,171
5AR214	Carle Hall Summer Concession				-	6,425	6,425
5AF103	Bookstore		(3,622)	240,953	244,575	821,765	1,066,340
5AR216	Living Learning Community Programs		2,053		(2,053)	17,318	15,265
	TOTAL OTHER AUXILIARY SERVICES	748,285	484,126	328,653	592,812	1,829,115	2,421,927
TOTAL KEENE STATE COLLEGE		32,733,847	22,048,374	(9,480,199)	1,205,274	11,052,105	12,257,379
GRANITE STATE COLLEGE							
OTHER AUXILIARY SERVICES							
7A2770	GSC Merchandise Sales				-	204,840	204,840
	TOTAL OTHER AUXILIARY SERVICES	-	-	-	-	204,840	204,840
TOTAL GRANITE STATE COLLEGE		-	-	-	-	204,840	204,840
TOTAL UNIVERSITY SYSTEM OF NEW HAMPSHIRE		\$ 214,511,403	151,665,428	(59,963,791)	2,882,184	42,838,245	45,720,429

UNIVERSITY SYSTEM OF NEW HAMPSHIRE
SUMMARY STATEMENT OF CHANGES IN OTHER INTERNALLY DESIGNATED FUNDS
FOR THE PERIOD ENDED JUNE 30, 2019

	Current Fiscal Year Activity				Beginning Fund Balance 6/30/2018	Ending Fund Balance 6/30/2019
	Revenues	Expenditures	Transfers In / (Out)	Net Increase / (Decrease)		
Faculty support (including F&A return)	\$ 604,889	8,190,088	7,271,832	(313,367)	30,093,054	29,779,687
Strategic initiatives	103,624	3,129,173	1,959,506	(1,066,043)	11,213,250	10,147,207
L RTP Funds	3,423	3,898,687	3,241,170	(654,094)	2,044,556	1,390,462
Unrestricted gifts/bequests	2,690,310	(195,771)	(2,815,100)	70,981	3,205,524	3,276,505
Navitas & internationalization	1,250,744	575,974	(1,083,867)	(409,097)	3,417,556	3,008,459
UNH Energy & Campus Development	835,823	657,269	(875,949)	(697,395)	4,680,461	3,983,066
IT initiatives	6,485	950,281	(3,495,881)	(4,439,677)	7,097,395	2,657,718
Student activity funds	4,829,552	3,860,419	(777,514)	191,619	2,836,978	3,028,597
Center for Coastal & Ocean Mapping	-	59,180	835,850	776,670	2,891,355	3,668,025
Investments in inventory	-	-	(429,840)	(429,840)	1,822,081	1,392,241
Elliot Trust	598,735	207,104	(316,346)	75,285	2,369,579	2,444,864
Fundraising initiatives	458,319	21,831	(152,912)	283,576	2,684,659	2,968,235
Contingency funds	19,859	14,872	(14,957)	(9,970)	1,270,053	1,260,083
In support of USNH operations	497,739	(574,550)	(1,030,937)	41,352	1,262,850	1,304,202
KSC/PSU Athletics	1,860,557	2,116,516	358,709	102,750	743,771	846,521
KSC savings incentives	-	-	-	-	500,000	500,000
IOD Reserves	6,939	365,944	418,499	59,494	560,516	620,010
SVPR Royalties	389,915	148,371	(80,808)	160,736	618,326	779,062
Other internally designated (<\$500K)	10,655,033	14,338,618	(3,043,923)	(6,727,508)	14,061,867	7,334,359
SUBTOTAL CAMPUSES	\$ 24,811,946	37,764,006	(32,468)	(12,984,528)	93,373,831	80,389,303
Affiliated entities	2,110,892	4,554,473	2,211,305	(232,276)	1,900,177	1,667,901
TOTAL UNIVERSITY SYSTEM OF NEW HAMPSHIRE	\$ 26,922,838	42,318,479	2,178,837	(13,216,804)	95,274,008	82,057,204

CAMPUS BREAKDOWN:

						Ending Fund Balance 6/30/2019
	UNH ⁽¹⁾	PSU	KSC ⁽²⁾	GSC	SYS	
Faculty support (including F&A return)	\$ 28,493,738	215,647	1,070,302	-	-	29,779,687
Strategic initiatives	3,029,972	2,257,801	938,739	2,502,046	1,418,649	10,147,207
L RTP Funds	-	-	-	-	1,390,462	1,390,462
Unrestricted gifts/bequests	2,848,374	16,744	407,262	4,125	-	3,276,505
Navitas & internationalization	3,008,459	-	-	-	-	3,008,459
UNH Energy & Campus Development	3,983,066	-	-	-	-	3,983,066
IT initiatives	2,629,849	27,869	-	-	-	2,657,718
Student activity funds	1,260,267	871,624	896,706	-	-	3,028,597
Center for Coastal & Ocean Mapping	3,668,025	-	-	-	-	3,668,025
Investments in inventory	1,095,222	213,962	83,057	-	-	1,392,241
Elliot Trust	2,444,864	-	-	-	-	2,444,864
Fundraising initiatives	1,846,181	575,654	282,051	264,348	-	2,968,234
Contingency funds	37,006	-	1,197,085	25,992	-	1,260,083
In support of USNH operations	1,304,202	-	-	-	-	1,304,202
KSC/PSU Athletics	-	558,984	287,537	-	-	846,521
KSC savings incentives	-	-	500,000	-	-	500,000
IOD Reserves	620,010	-	-	-	-	620,010
SVPR Royalties	779,062	-	-	-	-	779,062
Other internally designated (<\$500K)	1,844,954	1,403,539	3,503,571	448,050	134,246	7,334,360
SUBTOTAL CAMPUSES	58,893,251	6,141,824	9,166,310	3,244,561	2,943,357	80,389,303
Affiliated entities	1,643,237	-	24,664	-	-	1,667,901
TOTAL UNIVERSITY SYSTEM OF NEW HAMPSHIRE	\$ 60,536,488	6,141,824	9,190,974	3,244,561	2,943,357	82,057,204

⁽¹⁾ Includes UNHM, UNHF, and UNHL.

⁽²⁾ Includes KEA.

UNIVERSITY SYSTEM OF NEW HAMPSHIRE
DETAILED STATEMENT OF CHANGES IN OTHER INTERNALLY DESIGNATED FUNDS
FOR THE PERIOD ENDED JUNE 30, 2019

Fund #	Fund Name	Fiscal Year 2019				Beginning	Ending
		Revenues	Expenditures	Transfers	Net Change	Fund Balance 6/30/2018	Fund Balance 6/30/2019
UNIVERSITY OF NEW HAMPSHIRE							
<u>FACULTY SUPPORT (INCLUDING F&A RETURN)</u>							
IDA026	Faculty Development Award	-	22,619	(122,988)	(145,607)	227,949	82,342
IDA029	Intl Educ Faculty Development	-	16,460	20,000	3,540	16,653	20,193
IDA154	Faculty Development Initiatives	-	-	-	-	16,269	16,269
1DACCJ	PI Curt Grimm	-	13,329	2,383	(10,946)	26,353	15,407
1DACEJ	PI Eleanor Jaffee	-	1,531	1,386	(145)	285	140
1DACFA	Carsey F&A Shares	-	238,207	269,068	30,861	658,498	689,359
1DACJC	PI Jessica Carson	-	495	1,235	740	1,308	2,048
1DACKJ	PI Kenneth Johnson	-	-	-	-	354	354
1DACMS	PI Michael Swack	-	741	608	(133)	133	-
1DACMT	PI Beth Mattingly	-	27,756	13,619	(14,137)	14,137	-
1DACWM	PI William Maddocks	-	3,992	1,692	(2,300)	2,576	276
1DADJA	PI Jennifer Andrews	-	113	2,563	2,450	-	2,450
1DADP0	PI Dawna Perez	-	-	2,097	2,097	624	2,721
1DAFAS	Faculty Scholars Program	-	-	-	-	83,694	83,694
1DAFRE	Faculty Research Engagement Academy	-	58,571	(8,568)	(67,139)	433,671	366,532
1DAKS1	PI Kristin Smith	-	604	4,872	4,268	3,557	7,825
1DALJB	PI Jennifer Bourgeault	-	269	4,084	3,815	2,314	6,129
1DALSH	PI Stephen Hale	-	1,134	1,412	278	844	1,122
1DASCO	Foreign Scholars in Residence	-	-	-	-	11,834	11,834
1DASHM	PI Michele Holt-Shannon	-	451	1,411	960	70	1,030
1DATK0	PI Thomas Kelly	-	-	-	-	340	340
1DB066	Minocha Lab Fund	2,500	6,048	1,000	(2,548)	6,650	4,102
1DB090	BIOL Overhead Return Funds	-	-	-	-	489	489
1DB091	NREN Overhead Return Funds	-	-	-	-	4,882	4,882
1DB092	MCBS Overhead Return Funds	-	-	-	-	9,960	9,960
1DB093	TSAS Overhead Return Funds	-	-	-	-	1,099	1,099
1DB095	McDowell Vehicle Fund	-	(457)	-	457	13,827	14,284
1DB426	Up 2 NIH Program - Carey	-	-	(3,822)	(3,822)	3,822	-
1DB427	Up 2 NIH Program - Culligan	-	112	-	(112)	1,204	1,092
1DB432	PyGCMS Analytical	7,520	2,625	-	4,895	67,716	72,611
1DB437	Northeast Center for Vibrio Disease	-	16	-	(16)	11,264	11,248
1DB446	Frey Vehicle Fund	-	(978)	-	978	-	978
1DB500	COLSA Faculty Startup	-	138,280	(1,574,992)	(1,713,272)	4,901,423	3,188,151
1DB550	AES Dean's Discretionary	-	4,182	(800,000)	(804,182)	1,163,146	358,964
1DBAA1	PI Arturo Andrade	-	47,280	8,846	(38,434)	71,879	33,445
1DBAB0	PI Alan Baker	-	-	(1,115)	(1,115)	1,115	-
1DBAB1	PI Andre Brito	-	11,934	63,253	51,319	17,312	68,631
1DBAK0	PI Anita KLEIN	-	-	-	-	535	535
1DBAK1	PI Adrienne Kovach	6,469	30,927	(6,113)	(30,571)	152,875	122,304
1DBAM1	PI Arthur MATHIESON	-	-	(14,353)	(14,353)	14,353	-
1DBAM2	PI Alberto MANALO	-	60	-	(60)	1,778	1,718
1DBAP0	PI Anissa Poleatewick	-	57,062	-	(57,062)	204,860	147,798
1DBBB0	PI Brian Barth	-	7,893	1,138	(6,755)	28,087	21,332
1DBBB1	PI Bonnie Brown	-	110,533	400,000	289,467	-	289,467
1DBCA0	PI Catherine Ashcraft	-	19,303	1,976	(17,327)	50,301	32,974
1DBCA1	PI Cheryl Andam	-	84,475	-	(84,475)	269,616	185,141
1DBCD0	PI Clyde DENIS	-	336	247	(89)	89	-
1DBCH0	PI Carrie Hall	-	10,449	(4,642)	(15,091)	48,082	32,991
1DBCN0	PI Christopher NEEFUS	-	10,805	9,194	(1,611)	12,085	10,474
1DBCW2	PI Cheryl Whistler	-	13,890	4,557	(9,333)	21,906	12,573
1DBDB1	PI David BURDICK	-	378	3,883	3,505	3,263	6,768
1DBDB2	PI David Berlinsky	-	1,206	1,711	505	732	1,237
1DBDC0	PI Don CHANDLER	-	-	11	11	561	572
1DBDH1	PI Daniel Howard	-	4,788	5,183	395	26	421
1DBDM0	PI Dennis MATHEWS	-	6	(4,987)	(4,993)	4,993	-
1DBDM1	PI David Mortensen	-	1,849	100,000	98,151	-	98,151
1DBDP0	PI David Plachetzki	-	3,191	-	(3,191)	3,956	765
1DBDW0	PI Don Wojchowski	-	13,984	128,653	114,669	50,286	164,955
1DBEF0	PI Elizabeth Fairchild	-	702	4,937	4,235	3,957	8,192
1DBEH0	PI Estelle HRABAK	-	4,593	5,000	407	29,711	30,118
1DBFC1	PI Feixia Chu	-	1,584	416	(1,168)	1,934	766
1DBFS0	PI Frederick SHORT	-	943	8,072	7,129	5,693	12,822
1DBGM0	PI Gregg Moore	-	5,219	2,615	(2,604)	38,465	35,861
1DBHA0	PI Heide ASBJORNSEN	18,420	16,886	(1,280)	254	-	254
1DBIH0	PI Iago Hale	3,300	48,485	126,352	81,167	4,603	85,770
1DBJA1	PI John Aber	-	245	1,378	1,133	6,108	7,241
1DBJA2	PI Jenica Allen	-	95	(190,872)	(190,967)	190,967	-
1DBJB0	PI Jessica BOLKER	-	-	-	-	23	23
1DBJB3	PI Joanne Burke	-	2,617	-	(2,617)	10,502	7,885
1DBJC0	PI Joanne CURRAN-CELENTANO	-	491	(252)	(743)	743	-
1DBJE0	PI Jessica Ernakovich	-	104,151	-	(104,151)	209,795	105,644
1DBJF0	PI Jeffrey T Foster	-	16,952	16,952	-	-	-
1DBJG0	PI Jeff Garmas	-	19,848	1,252	(18,596)	191,334	172,738
1DBJG1	PI John Gunn	-	-	-	-	500	500
1DBJH1	PI John HALSTEAD	-	2,363	2,297	(66)	4,339	4,273
1DBJH2	PI James HANEY	-	6	1,490	1,484	82	1,566
1DBJL0	PI John LITVAITIS	-	-	(1,069)	(1,069)	1,069	-
1DBJL1	PI J. Brent LOY	-	23	75	52	663	715
1DBJT0	PI James Taylor	-	-	-	-	1,179	1,179
1DBKB0	PI Kimberly BABBITT	-	-	-	-	26,517	26,517
1DBKC1	PI Kevin Culligan	-	-	2,284	2,284	-	2,284
1DBKG0	PI Kelly Giraud	-	40	-	(40)	91	51
1DBKL0	PI Katherine Lockwood	-	-	-	-	20,860	20,860
1DBKV0	PI Krisztina Varga	-	50,286	1,014	(49,272)	147,456	98,184
1DBLH0	PI Larry HARRIS	-	-	-	-	-	-
1DBLM0	PI Lise Mahoney	-	1,406	1,406	-	-	-
1DBLS0	PI COLSA Dean's Office	120	(89,997)	(92,564)	(2,447)	2,447	-
1DBLT0	PI Louis TISA	-	2,342	3,196	854	13,204	14,058

UNIVERSITY SYSTEM OF NEW HAMPSHIRE
DETAILED STATEMENT OF CHANGES IN OTHER INTERNALLY DESIGNATED FUNDS
FOR THE PERIOD ENDED JUNE 30, 2019

Fund #	Fund Name	Fiscal Year 2019				Beginning	Ending	
		Revenues	Expenditures	Transfers	Net Change	Fund Balance 6/30/2018	Fund Balance 6/30/2019	
1DBMA0	PI Melissa Aikens	PI Melissa Aikens	-	23,056	2,791	(20,265)	92,891	72,626
1DBMD0	PI Mark DUCEY	PI Mark DUCEY	-	2,609	4,353	1,744	116	1,860
1DBML1	PI Marianne LITVAITIS	PI Marianne LITVAITIS	-	-	-	-	1,900	1,900
1DBML2	PI Michael LESSER	PI Michael LESSER	-	8,726	17,846	9,120	4,199	13,319
1DBML3	PI Marta Lima	PI Marta Lima	-	25,581	214,387	188,806	-	188,806
1DBMM1	PI Matthew MacManes	PI Matthew MacManes	-	76,204	130,687	54,483	114,224	168,707
1DBNF0	PI Nathan Furey	PI Nathan Furey	-	87,106	169,536	82,430	140,599	223,029
1DBNW0	PI Nancy Whitehouse	PI Nancy Whitehouse	-	2,164	5,862	3,698	4,628	8,326
1DBPE0	PI Peter Erickson	PI Peter Erickson	-	762	1,118	356	65	421
1DBPP0	PI Peter PEKINS	PI Peter PEKINS	-	4,011	1,926	(2,085)	7,111	5,026
1DBPT0	PI Paul TSANG	PI Paul TSANG	-	1,191	-	(1,191)	12,618	11,427
1DBRC0	PI Richard COTE	PI Richard COTE	-	10,827	14,241	3,414	22,856	26,270
1DBRC1	PI Russell CONGALTON	PI Russell CONGALTON	-	2,115	1,432	(683)	13,242	12,559
1DBRD0	PI Ryan Dickson	PI Ryan Dickson	-	110	(101)	(211)	211	-
1DBRG0	PI Raymond Grizzle	PI Raymond Grizzle	-	5,131	2,764	(2,367)	2,367	-
1DBRR0	PI Robert ROBERTSON	PI Robert ROBERTSON	-	-	-	-	457	457
1DBRR1	PI Ruth Reilly	PI Ruth Reilly	-	-	-	-	41	41
1DBRR2	PI Rebecca Rowe	PI Rebecca Rowe	-	11,882	6,975	(4,907)	32,958	28,051
1DBRS0	PI Regina SMICK-ATTISANO	PI Regina SMICK-ATTISANO	-	-	14	14	1,650	1,664
1DBRS1	PI Richard SMITH	PI Richard SMITH	-	5,388	6,935	1,547	1,765	3,312
1DBSA0	PI Shadi Atallah	PI Shadi Atallah	-	130	4,389	4,259	1,324	5,583
1DBSB0	PI Sherman Bigornia	PI Sherman Bigornia	-	110,202	8,800	(101,402)	197,455	96,053
1DBSE0	PI Stephen Eisenhaure	PI Stephen Eisenhaure	-	-	-	-	79	79
1DBSE1	PI Sherine Elsawa	PI Sherine Elsawa	-	78,961	8,800	(70,161)	152,269	82,108
1DBSF0	PI Serita Frey	PI Serita Frey	-	17,227	18,182	955	21,727	22,682
1DBSG0	PI Stuart GRANDY	PI Stuart GRANDY	-	2,135	6,998	4,863	37,074	41,937
1DBSJ0	PI Stephen JONES	PI Stephen JONES	-	2,574	3,143	569	6,211	6,780
1DBSM0	PI Subhash MINOCHA	PI Subhash MINOCHA	-	8	-	(8)	555	547
1DBSR0	PI Sandra Rehan	PI Sandra Rehan	-	37,840	4,526	(33,314)	33,314	-
1DBSS1	PI Stacia SOWER	PI Stacia SOWER	-	4,593	4,593	-	-	-
1DBSW0	PI Sarah Walker	PI Sarah Walker	-	153,329	251,500	98,171	-	98,171
1DBTD0	PI Thomas DAVIS	PI Thomas DAVIS	-	2,029	5,932	3,903	6,125	10,028
1DBTF0	PI Thomas FOXALL	PI Thomas FOXALL	-	-	-	-	1,445	1,445
1DBTG0	PI Todd Guerdat	PI Todd Guerdat	400	1,937	1,467	(70)	70	-
1DBTH0	PI Theodore HOWARD	PI Theodore HOWARD	-	183	-	(183)	4,646	4,463
1DBTL0	PI Thomas LAUE	PI Thomas LAUE	-	-	(248)	(248)	248	-
1DBTL1	PI Thomas LEE	PI Thomas LEE	-	140	484	344	1,778	2,122
1DBVJ0	PI Victoria Jeffers	PI Victoria Jeffers	-	97,609	300,000	202,391	-	202,391
1DBVR0	PI Vernon Reinhold	PI Vernon Reinhold	2,181	3,013	17,059	16,227	-	16,227
1DBWM0	PI William MCDOWELL	PI William MCDOWELL	-	68,621	35,766	(32,855)	124,105	91,250
1DBWT0	PI W Kelly Thomas	PI W Kelly Thomas	-	20,925	24,630	3,705	37,814	41,519
1DBWW0	PI Winsor WATSON	PI Winsor WATSON	-	4,092	4,861	769	2,534	3,303
1DBWW1	PI Will WOLLHEIM	PI Will WOLLHEIM	-	7,973	6,997	(976)	25,142	24,166
1DBXC0	PI Xuanmao Chen	PI Xuanmao Chen	-	132,831	4,364	(128,467)	145,624	17,157
1DC070	Psychology Research Support Fund	Psychology Research Support Fund	-	-	-	-	951	951
1DC075	McConnell Fund	McConnell Fund	-	-	-	-	9,467	9,467
1DC083	Publicly Engaged Humanities Fellows	Publicly Engaged Humanities Fellows	-	1,261	-	(1,261)	13,279	12,018
1DC085	COLA Dean's Fund	COLA Dean's Fund	-	-	-	-	2,075	2,075
1DC092	UNH CoRE - TIGERS Funding	UNH CoRE - TIGERS Funding	-	906	-	(906)	3,889	2,983
1DC093	UNH CoRE - Risk Factors in Pr Care	UNH CoRE - Risk Factors in Pr Care	-	2,464	-	(2,464)	2,464	-
1DCAC1	PI Andrew Christie	PI Andrew Christie	-	-	-	-	87	87
1DCAC2	PI Andrew Coppens	PI Andrew Coppens	-	703	-	(703)	5,310	4,607
1DCAH1	PI Aria Halliday	PI Aria Halliday	-	(202)	-	202	206	408
1DCAL3	PI Alynna Lyon	PI Alynna Lyon	-	3,814	3,500	(314)	314	-
1DCAM1	PI Andrew MacPherson	PI Andrew MacPherson	-	-	-	-	169	169
1DCAM2	PI Alecia Magnificio	PI Alecia Magnificio	-	-	-	-	720	720
1DCAS1	PI Andrew Smith	PI Andrew Smith	-	1,606	2,062	456	1,684	2,140
1DCAW1	PI Anna Wainwright	PI Anna Wainwright	-	1,131	-	(1,131)	4,932	3,801
1DCAZ1	PI Ann Zimo	PI Ann Zimo	-	392	-	(392)	7,519	7,127
1DCBB2	PI Benjamin Cliff Brown	PI Benjamin Cliff Brown	-	-	-	-	1,132	1,132
1DCBF1	PI Burt Feintuch	PI Burt Feintuch	-	-	-	-	-	-
1DCBG1	PI Brett Gibson	PI Brett Gibson	-	-	-	-	6,350	6,350
1DCBM1	PI Bruce Mallory	PI Bruce Mallory	460	1,300	3,243	2,403	78	2,481
1DCCF1	PI Cathy Frierson	PI Cathy Frierson	-	-	-	-	504	504
1DCCG2	PI Casey Golomski	PI Casey Golomski	-	50	-	(50)	323	273
1DCCM5	PI Caitlin Mills	PI Caitlin Mills	-	19,820	30,600	10,780	-	10,780
1DCCO1	PI Christina Ortmeier-Hooper	PI Christina Ortmeier-Hooper	-	-	-	-	394	394
1DCCP1	PI Charles Putnam	PI Charles Putnam	-	-	-	-	2,296	2,296
1DCCR1	PI Cesar Rebellon	PI Cesar Rebellon	-	9,895	-	(9,895)	10,617	722
1DCCV1	PI Cynthia Van Zandt	PI Cynthia Van Zandt	-	-	-	-	131	131
1DCDB2	PI Dennis Britton	PI Dennis Britton	-	-	-	-	1,179	1,179
1DCDF1	PI David Finkelhor	PI David Finkelhor	-	7,598	5,382	(2,216)	159,441	157,225
1DCDK2	PI Delia Konzett	PI Delia Konzett	-	-	-	-	1,281	1,281
1DCDP1	PI David Pillemer	PI David Pillemer	-	28,805	12,000	(16,805)	27,805	11,000
1DCDP2	PI Donna Perkins	PI Donna Perkins	-	-	-	-	330	330
1DCDP3	PI Danielle Pillet-Shore	PI Danielle Pillet-Shore	-	2,024	-	(2,024)	11,027	9,003
1DCDP4	PI Diane Pimentel	PI Diane Pimentel	-	-	(32)	(32)	32	-
1DCDW2	PI David Watters	PI David Watters	-	-	(6,997)	(6,997)	6,997	-
1DCEC1	PI Ellen Cohn	PI Ellen Cohn	-	820	888	68	3,207	3,275
1DCEC2	PI Elizabeth Carter	PI Elizabeth Carter	-	471	71	(400)	895	495
1DCEC3	PI Emily Baer-Bositis	PI Emily Baer-Bositis	-	512	4,000	3,488	-	3,488
1DCED1	PI Eun Kyeong Cho	PI Eun Kyeong Cho	-	-	446	446	91	537
1DCEH3	PI Eleanor Harrison-Buck	PI Eleanor Harrison-Buck	-	372	-	(372)	2,892	2,520
1DCEH4	PI Elyse Hambacher	PI Elyse Hambacher	-	-	-	-	812	812
1DCER1	PI Emilie Reagan	PI Emilie Reagan	-	-	1,500	1,500	32	1,532
1DCEW1	PI Ethel Wolper	PI Ethel Wolper	-	-	-	-	17	17
1DCFA1	PI Funso Afolayan	PI Funso Afolayan	-	-	-	-	617	617
1DCFM1	PI Fredrik Meiton	PI Fredrik Meiton	-	614	-	(614)	4,028	3,414
1DCHF1	PI Harriet Fertik	PI Harriet Fertik	-	537	-	(537)	4,740	4,203
1DCHS1	PI Hadley Solomon	PI Hadley Solomon	-	-	(255)	(255)	255	-
1DCHT1	PI Heather Turner	PI Heather Turner	-	12,418	-	(12,418)	66,244	53,826

UNIVERSITY SYSTEM OF NEW HAMPSHIRE
DETAILED STATEMENT OF CHANGES IN OTHER INTERNALLY DESIGNATED FUNDS
FOR THE PERIOD ENDED JUNE 30, 2019

Fund #	Fund Name	Fiscal Year 2019				Beginning	Ending	
		Revenues	Expenditures	Transfers	Net Change	Fund Balance 6/30/2018	Fund Balance 6/30/2019	
1DCIC1	PI Ileana Chirila	PI Ileana Chirila	-	-	-	500	500	
1DCJB2	PI William J Bolster	PI William J Bolster	-	-	(2,540)	2,540	-	
1DCJB3	PI Jennifer Borda	PI Jennifer Borda	-	128	2,500	2,372	1,562	3,934
1DCJB4	PI Jennifer Brewer	PI Jennifer Brewer	-	838	2,500	1,662	2,133	3,795
1DCJC2	PI Jade Caines	PI Jade Caines	-	1,966	-	(1,966)	4,003	2,037
1DCJC3	PI Jaed Coffin	PI Jaed Coffin	-	-	-	-	3,000	3,000
1DCJH1	PI William Harris	PI William Harris	-	-	(26)	(26)	26	-
1DCJM1	PI Jill A McGaughy	PI Jill A McGaughy	-	3,582	56	(3,526)	3,620	94
1DCJN2	PI John (Tony) Nevin	PI John (Tony) Nevin	-	-	(399)	(399)	399	-
1DCJO1	PI Joseph Onosko	PI Joseph Onosko	-	-	-	-	66	66
1DCJO2	PI Justice Ogembo	PI Justice Ogembo	-	-	(186)	(186)	186	-
1DCJP1	PI Janet Polasky	PI Janet Polasky	-	-	-	-	-	-
1DCJR3	PI Julia Rodriguez	PI Julia Rodriguez	-	-	-	-	98	98
1DCJS1	PI Judy Sharkey	PI Judy Sharkey	-	-	1,082	1,082	4,832	5,914
1DCJW2	PI Janis Wolak	PI Janis Wolak	-	-	(684)	(684)	684	-
1DCJW3	PI Jolie Wormwood	PI Jolie Wormwood	-	52,970	95,200	42,230	-	42,230
1DCKB2	PI Kabria Baumgartner	PI Kabria Baumgartner	-	3,626	2,000	(1,626)	1,626	-
1DCKD1	PI Kurk Dorsey	PI Kurk Dorsey	-	-	-	-	8	8
1DCKD2	PI Kristina Durocher	PI Kristina Durocher	-	-	208	208	208	416
1DCKE2	PI Katie Edwards	PI Katie Edwards	375	28,045	28,510	840	2,118	2,958
1DCKH1	PI Kevin Healey	PI Kevin Healey	-	-	-	-	192	192
1DCKL1	PI Kimberly Lema	PI Kimberly Lema	-	8,086	10,329	2,243	32,788	35,031
1DCKV1	PI Karen Van Gundy	PI Karen Van Gundy	-	-	49	49	7,540	7,589
1DCKZ1	PI Kate Zambon	PI Kate Zambon	-	192	-	(192)	7,185	6,993
1DCLC1	PI Leslie Couse	PI Leslie Couse	-	853	452	(401)	2,115	1,714
1DCLH1	PI Lawrence Hamilton	PI Lawrence Hamilton	-	2,627	2,342	(285)	374	89
1DCLJ1	PI Lisa Jones	PI Lisa Jones	-	9,678	6,979	(2,699)	15,279	12,580
1DCLL1	PI Lina Lee	PI Lina Lee	-	-	61	61	1,418	1,479
1DCLP1	PI Lawrence Prelli	PI Lawrence Prelli	-	-	-	-	567	567
1DCLS1	PI Lucy Salyer	PI Lucy Salyer	-	-	-	-	30	30
1DCLZ1	PI Lin Zhang	PI Lin Zhang	-	2,339	-	(2,339)	6,853	4,514
1DCMB1	PI Marla Brettschneider	PI Marla Brettschneider	-	-	-	-	1,622	1,622
1DCMD3	PI Marion Girard Dorsey	PI Marion Girard Dorsey	-	-	-	-	200	200
1DCMD5	PI Marcos Del Hierro	PI Marcos Del Hierro	-	-	-	-	1,537	1,537
1DCMD6	PI Madhavi Devasher	PI Madhavi Devasher	-	-	6,000	6,000	12,625	18,625
1DCMH1	PI Meghan Howey	PI Meghan Howey	-	2,162	2,500	338	10,868	11,206
1DCMK1	PI Mardi Kidwell	PI Mardi Kidwell	-	-	-	-	1,259	1,259
1DCML1	PI Michelle Leichtman	PI Michelle Leichtman	-	-	-	-	202	202
1DCML2	PI Mary Stampone	PI Mary Stampone	-	195	-	(195)	1,533	1,338
1DCML3	PI Michael Leese	PI Michael Leese	-	-	-	-	2,214	2,214
1DCND1	PI Nora Addario Draper	PI Nora Addario Draper	-	-	-	-	5,373	5,373
1DCPC1	PI Pablo Chavajay	PI Pablo Chavajay	-	-	-	-	525	525
1DCPU1	PI Peter Urquhart	PI Peter Urquhart	-	-	-	-	242	242
1DCRB1	PI Rachel Burdin	PI Rachel Burdin	-	1,778	-	(1,778)	2,756	978
1DCRD1	PI Valentine Dusek	PI Valentine Dusek	-	-	(61)	(61)	61	-
1DCRD2	PI Robert Drugan	PI Robert Drugan	-	764	1,200	436	256	692
1DCRG1	PI Rebecca Glauber	PI Rebecca Glauber	-	1,625	505	(1,120)	2,078	958
1DCRM1	PI Robert Mair	PI Robert Mair	-	524	2,246	1,722	2,259	3,981
1DCRR1	PI Robert Ross	PI Robert Ross	-	12,181	2,500	(9,681)	71,068	61,387
1DCRS1	PI Robin Sheriff	PI Robin Sheriff	-	-	-	-	4,156	4,156
1DCSC1	PI Sergios Charntikov	PI Sergios Charntikov	-	35,062	9,469	(25,593)	108,744	83,151
1DCSG1	PI Suzanne Graham	PI Suzanne Graham	-	-	-	-	283	283
1DCSK1	PI Soo Hyon Kim	PI Soo Hyon Kim	-	-	-	-	96	96
1DCSL2	PI Smita Lahiri	PI Smita Lahiri	-	-	-	-	5,320	5,320
1DCSP2	PI Svetlana Peshkova	PI Svetlana Peshkova	-	-	-	-	73	73
1DCSS3	PI Siobhan Senier	PI Siobhan Senier	-	-	-	-	141	141
1DCSS4	PI Samantha Seal	PI Samantha Seal	-	-	-	-	176	176
1DCTB1	PI Tina Beyene	PI Tina Beyene	-	-	(5,031)	(5,031)	5,031	-
1DCTD1	PI Todd DeMitchell	PI Todd DeMitchell	-	-	-	-	204	204
1DCTK1	PI Tracy Keirns	PI Tracy Keirns	-	217	-	(217)	745	528
1DCTL1	PI Tu Lan	PI Tu Lan	-	1,648	2,500	852	1,648	2,500
1DCTS2	PI Thomas Safford	PI Thomas Safford	-	677	-	(677)	17,480	16,803
1DCVG1	PI Virginia Garland	PI Virginia Garland	-	-	-	-	346	346
1DCWD1	PI Willem deVries	PI Willem deVries	-	-	-	-	241	241
1DCWS1	PI William Stine	PI William Stine	-	-	-	-	200	200
1DCWS3	PI William Smiley	PI William Smiley	-	-	1,500	1,500	1,500	3,000
1DCWW2	PI Wendy Walsh	PI Wendy Walsh	-	3,187	4,364	1,177	981	2,158
1DD314	PI Internal Research Support	PI Internal Research Support	-	1,500	(121,503)	(123,003)	1,122,493	999,490
1DDAG0	PI Arthur Greenberg	PI Arthur Greenberg	-	-	-	-	29	29
1DDAK0	PI Andrew Kun	PI Andrew Kun	-	866	350	(516)	6,842	6,326
1DDAL0	PI Anyin Li	PI Anyin Li	-	277,021	799	(276,222)	509,816	233,594
1DDAL1	PI Anne Lightbody	PI Anne Lightbody	-	1,727	1,977	250	55,430	55,680
1DDAW0	PI Alison Watts	PI Alison Watts	-	100	30	(70)	1,976	1,906
1DDBC0	PI Barbaros Celikkol	PI Barbaros Celikkol	-	-	-	-	-	-
1DDBF0	PI Barry Fussell	PI Barry Fussell	-	2,815	-	(2,815)	8,306	5,491
1DDBK0	PI Brad Kinsey	PI Brad Kinsey	-	6,501	4,439	(2,062)	2,075	13
1DDCA0	PI C. Amato-Wierda	PI C. Amato-Wierda	-	3,524	2,500	(1,024)	1,137	113
1DDCB0	PI Christopher Bauer	PI Christopher Bauer	-	1,704	518	(1,186)	2,318	1,132
1DDCC0	PI Christine A. Caputo	PI Christine A. Caputo	-	80,333	2,546	(77,787)	161,292	83,505
1DDCC1	PI Craig T. Chapman	PI Craig T. Chapman	-	53,512	500	(53,012)	170,299	117,287
1DDCEI	Civil Engr. Internally Designated	Civil Engr. Internally Designated	-	-	-	-	2,498	2,498
1DDCG0	PI Charles Goodspeed	PI Charles Goodspeed	-	17,359	5,971	(11,388)	11,388	-
1DDCHI	Chemistry Internally Designated	Chemistry Internally Designated	1,450	3,112	2,500	838	246	1,084
1DDCSI	Comp Science Internally Designated	Comp Science Internally Designated	-	-	-	-	317	317
1DDCW0	PI Colin Ware	PI Colin Ware	-	-	-	-	306	306
1DDCW1	PI Christopher White	PI Christopher White	-	9,282	20,255	10,973	2,362	13,335
1DDCW2	PI Chanda Prescod-Weinstein	PI Chanda Prescod-Weinstein	-	20,442	179,215	158,773	(1)	158,772
1DDCZ0	PI Charles Zercher	PI Charles Zercher	-	7,468	15,000	7,532	27,278	34,810
1DDDB0	PI RD Bergeron	PI RD Bergeron	-	3,008	-	(3,008)	16,752	13,744
1DDDB1	PI Dale Barkey	PI Dale Barkey	-	222	200	(22)	91	69
1DDDC0	PI Dennis Chasteen	PI Dennis Chasteen	-	-	-	-	76	76

UNIVERSITY SYSTEM OF NEW HAMPSHIRE
DETAILED STATEMENT OF CHANGES IN OTHER INTERNALLY DESIGNATED FUNDS
FOR THE PERIOD ENDED JUNE 30, 2019

Fund #	Fund Name	Fiscal Year 2019				Beginning	Ending	
		Revenues	Expenditures	Transfers	Net Change	Fund Balance 6/30/2018	Fund Balance 6/30/2019	
1DDDF0	PI David Feldman	PI David Feldman	-			-	300	300
1DDDF2	PI Diane Foster	PI Diane Foster	-	7,166	2,413	(4,753)	47,569	42,816
1DDDG0	PI David Gress	PI David Gress	-			-	95	95
1DDDH0	PI Donald Hadwin	PI Donald Hadwin	-		84	84	2,459	2,543
1DDDL0	PI David Lashmore	PI David Lashmore	-	873	441	(432)	1,920	1,488
1DDDM1	PI Dawn Meredith #2	PI Dawn Meredith #2	-	253	1,653	1,400	563	1,963
1DDDM3	PI David Mattingly	PI David Mattingly	-			-	40	40
1DDDN0	PI Dmitri Nikshych	PI Dmitri Nikshych	-	1,104	935	(169)	1,779	1,610
1DDDS0	PI Don Sundberg	PI Don Sundberg	-			-	837	837
1DDDX0	PI Dongpeng Xu	PI Dongpeng Xu	-	12,714	50,000	37,286	-	37,286
1DDEB0	PI Erin Santini Bell	PI Erin Santini Bell	-	13,622	13,271	(351)	1,029	678
1DDEB1	PI Erik Berda	PI Erik Berda	300	3,510	5,475	2,265	2,062	4,327
1DDED0	PI Eshan Dave	PI Eshan Dave	-	9,248	5,655	(3,593)	25,883	22,290
1DDEH0	PI Edward Hinson	PI Edward Hinson	-			-	464	464
1DDEL0	PI Ernst Linder	PI Ernst Linder	-			-	1,343	1,343
1DDEL1	PI Elena A. Long	PI Elena A. Long	-	147,373		(147,373)	302,638	155,265
1DDES0	PI Edward Song	PI Edward Song	-	55,577	1,272	(54,305)	143,923	89,618
1DDEV0	PI Elizabeth Varki	PI Elizabeth Varki	-	2,577		(2,577)	30,670	28,093
1DDFF0	PI Francois V.O. Foucart	PI Francois V.O. Foucart	-	60,794		(60,794)	318,880	258,086
1DDFH0	PI FW Hersman	PI FW Hersman	-	4,165		(4,165)	13,473	9,308
1DDGC0	PI Gregory Chini	PI Gregory Chini	-	7,938	3,260	(4,678)	43,951	39,273
1DDGL0	PI Gonghu Li	PI Gonghu Li	-	4,385	10,793	6,408	5,265	11,673
1DDGM0	PI Glenn Miller	PI Glenn Miller	-	926		(926)	42,514	41,588
1DDGS0	PI Glenn Shwaery	PI Glenn Shwaery	-			-	497	497
1DDGW0	PI Gary Weisman	PI Gary Weisman	-	327		(327)	4,963	4,636
1DDHM0	PI Howard Mayne	PI Howard Mayne	-			-	1,414	1,414
1DDHV0	PI Harish Vashisth	PI Harish Vashisth	-	22,684	4,783	(17,901)	76,413	58,512
1DDIK0	PI Ioannis Korkolis	PI Ioannis Korkolis	-	3,605	3,605	-	1	1
1DDINT	CEPS Departmental Incentive	CEPS Departmental Incentive	-	265,531	259,301	(6,230)	1,447,973	1,441,743
1DDIT0	PI Igor Tsukrov	PI Igor Tsukrov	-	672	(4,865)	(5,537)	13,990	8,453
1DDJB0	PI Jean Benoit	PI Jean Benoit	-	121	273	152	71	223
1DDJB1	PI Julia Bryce	PI Julia Bryce	-	52	592	540	608	1,148
1DDJC0	PI John Calarco	PI John Calarco	-			-	996	996
1DDJD0	PI John M Davis	PI JM Davis	-	157	1,452	1,295	318	1,613
1DDJD1	PI Jo Daniel	PI Jo Daniel	-	3,835	3,788	(47)	51	4
1DDJG3	PI John F. Gibson	PI John F. Gibson	-	20	2,322	2,302	7,527	9,829
1DDJH0	PI Jochen Heisenberg	PI Jochen Heisenberg	-			-	6,176	6,176
1DDJH2	PI James Houle	PI James Houle	-	10,397	12,752	2,355	12,352	14,707
1DDJH3	PI Jeffery Halpern	PI Jeffery Halpern	-	15,918	1,965	(13,953)	73,604	59,651
1DDJJ0	PI Jennifer Jacobs	PI Jennifer Jacobs	-	1,941	(48,711)	(50,652)	50,652	-
1DDJJ3	PI Joel E. Johnson	PI Joel E. Johnson	-	494	400	(94)	328	234
1DDJK0	PI James Krzanowski	PI James Krzanowski	2,026	1,654		372	1	373
1DDJK1	PI Josph Klewicki	PI Josph Klewicki	-	558	4,977	4,419	509	4,928
1DDJL0	PI John Lacourse	PI John Lacourse	-			-	43	43
1DDJL1	PI Jo Laird	PI Jo Laird	-		190	190	769	959
1DDJL2	PI Joseph M. Liccardi	PI Joseph M. Liccardi	-	190	190	-	7	7
1DDJM2	PI James Malley	PI James Malley	-	294	2,150	1,856	5,185	7,041
1DDJS0	PI Junhao Shen	PI Junhao Shen	-			-	12,729	12,729
1DDJT1	PI John Tsavalas	PI John Tsavalas	-	584	812	228	1,639	1,867
1DDJW1	PI James Weiner	PI James Weiner	-			-	17	17
1DDJZ1	PI Jiadong Zang	PI Jiadong Zang	-	42,936	4,882	(38,054)	117,919	79,865
1DDKB2	PI Kenneth Baldwin	PI Kenneth Baldwin	-	5,126		(5,126)	5,126	-
1DDKC0	PI Kent Chamberlin	PI Kent Chamberlin	-	107		(107)	2,509	2,402
1DDKG0	PI Karen Graham	PI Karen Graham	-	1,747		(1,747)	2,248	501
1DDKG1	PI Kevin Gardner	PI Kevin Gardner	-	9,792	12,540	2,748	15,044	17,792
1DDKG2	PI Kai Germaschewski	PI Kai Germaschewski	-			-	9,325	9,325
1DDKJ0	PI Kyung Jae Jeong	PI Kyung Jae Jeong	-	12,586	1,381	(11,205)	43,928	32,723
1DDKK0	PI Kyle P. Kwiatkowski	PI Kyle P. Kwiatkowski	-	23,210	4,512	(18,698)	176,895	158,197
1DDKP0	PI Karsten Pohl	PI Karsten Pohl	-	466		(466)	466	-
1DDKS3	PI Karl Slifer	PI Karl Slifer	-	504	9,961	9,457	10,820	20,277
1DDKW0	PI Kang Wu	PI Kang Wu	-	3,125	1,600	(1,525)	4,896	3,371
1DDL2	PI Laura M. Dietz	PI Laura M. Dietz	-	54,273		(54,273)	137,050	82,777
1DDL0	PI Liming Ge	PI Ge	-			-	233	233
1DDMAI	Math Internally Designated	Math Internally Designated	-			-	10,908	10,908
1DDMB1	PI Margaret Boettcher	PI Margaret Boettcher	-	523	3,771	3,248	927	4,175
1DDMB2	PI Marc Boudreau	PI Marc Boudreau	-	86,137	391	(85,746)	166,510	80,764
1DDMB3	PI Momotaz Begum	PI Momotaz Begum	-	36,325	2,345	(33,980)	69,836	35,856
1DDMC1	PI Michael Carter	PI Michael Carter	-			-	82	82
1DDMC2	PI Michael R Collins	PI MR Collins	-	1,397	9,606	8,209	18,075	26,284
1DDMEI	Mech Engr Internally Designated	Mech Engr Internally Designated	-			-	1,331	1,331
1DDMG1	PI Margaret Greenslade	PI Margaret Greenslade	-	1,671	849	(822)	2,237	1,415
1DDMG2	PI Majid Ghayoomi	PI Majid Ghayoomi	20,142	12,026		8,116	6,285	14,401
1DDMH0	PI Maurik Holtrop	PI Maurik Holtrop	-	4,500		(4,500)	18,908	14,408
1DDMK0	PI Marko Knezevic	PI Marko Knezevic	-	27,034	6,739	(20,295)	42,818	22,523
1DDMK1	PI Mehmet Kayaalp	PI Mehmet Kayaalp	-	5,198		(5,198)	251,648	246,450
1DDML2	PI Mark Lyon	PI Mark Lyon	-	1,078		(1,078)	1,419	341
1DDMP0	PI Marek Petrik	PI Marek Petrik	-	46,660	50	(46,610)	146,283	99,673
1DDMS0	PI Marianna Shubov	PI Marianna Shubov	-	2,330		(2,330)	9,723	7,393
1DDMT0	PI May-Win Thein	PI May-Win Thein	-	1,448	2,279	831	170	1,001
1DDMW0	PI Martin Wosnik	PI Martin Wosnik	-	1,889	885	(1,004)	1,783	779
1DDNG0	PI NIVEDITA GUPTA	PI NIVEDITA GUPTA	-	277		(277)	1,806	1,529
1DDNK0	PI Nancy Kinner	PI Nancy Kinner	-	11,280	16,999	5,719	9,509	15,228
1DDNK1	PI Nicholas Kirsch	PI Nicholas Kirsch	-	18,089	1,949	(16,140)	19,765	3,625
1DDNP1	PI Nikhil Padhye	PI Nikhil Padhye	-	34,550	149,964	115,414	-	115,414
1DDNY0	PI Nan Yi	PI Nan Yi	-	50,920	2,000	(48,920)	191,691	142,771
1DDOB0	PI Orly Buchbinder	PI Orly Buchbinder	-	1,816	1,834	18	7,122	7,140
1DDOE0	PI Olof Echt	PI Olof Echt	-	63		(63)	5,194	5,131
1DDPB0	PI Per Berglund	PI Berglund Internally Designated	-			-	829	829
1DDPH0	PI Phillip Hatcher	PI Phillip Hatcher	-			-	101	101
1DDPHI	Physics Internally Designated	Physics Internally Designated	(156)	12,120		(12,276)	13,378	1,102
1DDPM0	PI Paula McWilliam	PI Paula McWilliam	-			-	278	278

UNIVERSITY SYSTEM OF NEW HAMPSHIRE
DETAILED STATEMENT OF CHANGES IN OTHER INTERNALLY DESIGNATED FUNDS
FOR THE PERIOD ENDED JUNE 30, 2019

Fund #	Fund Name	Fiscal Year 2019				Beginning	Ending	
		Revenues	Expenditures	Transfers	Net Change	Fund Balance 6/30/2018	Fund Balance 6/30/2019	
1DDPM1	PI Paula J. Mouser	PI Paula J. Mouser	-	141,106		(141,106)	198,919	57,813
1DDPS0	PI Patricia Solvignon	PI Patricia Solvignon	-	1,021		(1,021)	56,169	55,148
1DDPV0	PI PT Vasudevan	PI PT Vasudevan	-	5,215	20,000	14,785	73,825	88,610
1DDPY0	PI Se Young (Pablo) Yoon	PI Se Young (Pablo) Yoon	-	46,732	958	(45,774)	57,165	11,391
1DDQY0	PI Qiaoyan Yu	PI Qiaoyan Yu	-	588	2,254	1,666	661	2,327
1DDR00	PI Radim Bartos	PI Radim Bartos	-	238	1,392	1,154	1,440	2,594
1DDRC0	PI Raymond Cook	PI Raymond Cook	-	-	-	-	379	379
1DDRC2	PI Russell Carr	PI Russell Carr	-	1,389	2,838	1,449	267	1,716
1DDRC3	PI Rosemary Came	PI Rosemary Came	-	9	-	(9)	68,835	68,826
1DDRH0	PI Robert Henry	PI Robert Henry	-	5,889	5,151	(738)	5,492	4,754
1DDRJ0	PI Richard Johnson	PI Richard Johnson	-	1,544	2,716	1,172	6,531	7,703
1DDRJ1	PI Robert Jerard	PI Robert Jerard	-	-	-	-	1,899	1,899
1DDRK0	PI Richard Kaufmann	PI Richard Kaufmann	-	443	-	(443)	3,597	3,154
1DDRM0	PI Richard Messner	PI Richard Messner	-	-	-	-	187	187
1DDRM1	PI Ricardo Medina	PI Ricardo Medina	-	3,166	3,257	91	306	397
1DDRP0	PI Roy Planalp	PI Roy Planalp	12,000	7,846	-	4,154	8,524	12,678
1DDRR1	PI Robert Russell #2	PI Robert Russell #2	-	-	-	-	5,819	5,819
1DDSA1	PI MR Swift	PI MR Swift	-	514	858	344	35,874	36,218
1DDSF1	PI Shawna Hollen Fischer	PI Shawna Hollen Fischer	-	51,789	1,089	(50,700)	52,387	1,687
1DDSM0	PI Sharon McCrone	PI Sharon McCrone	-	552	5,000	4,448	-	4,448
1DDSM1	PI Samuel B. Mukasa	PI Samuel B. Mukasa	-	-	(8,909)	(8,909)	9,017	108
1DDSM2	PI Shaad Mahmud	PI Shaad Mahmud	-	53,265	154,836	101,571	-	101,571
1DDSP1	PI Samuel Pazicni	PI Samuel Pazicni	-	1,149	439	(710)	710	-
1DDSS1	PI Sheree T. Sharpe	PI Sheree T. Sharpe	-	10,809	-	(10,809)	16,801	5,992
1DDST0	PI Sterling Tomellini	PI Sterling Tomellini	-	-	37	37	152	189
1DDSV0	PI Scott Valcourt	PI Scott Valcourt	-	564	-	(564)	1,007	443
1DDTB0	PI Thomas Ballestero	PI Thomas Ballestero	-	503	8,219	7,716	11,321	19,037
1DDTG0	PI Todd Gross	PI Todd Gross	-	(5)	6,106	6,111	373	6,484
1DDTS0	PI Tedd Sparr	PI Tedd Sparr	-	-	-	-	145	145
1DDVM0	PI Virenda K Mathur	PI VK Mathur	-	-	-	-	1,398	1,398
1DDWC0	PI William Clyde	PI William Clyde	-	467	61	(406)	1,147	741
1DDWJ0	PI Wayne E. Jones, Jr.	PI Wayne E. Jones, Jr.	-	-	-	-	298,750	298,750
1DDWM0	PI WT Miller	PI WT Miller	-	-	-	-	1,809	1,809
1DDWM2	PI Weiwei Mo	PI Weiwei Mo	-	17,362	3,342	(14,020)	36,454	22,434
1DDWR0	PI Wheeler Ruml	PI Wheeler Ruml	-	3,886	13	(3,873)	25,089	21,216
1DDWS0	PI William Seitz	PI William Seitz	6,000	4,456	182	1,726	848	2,574
1DDXT0	PI Xiaowei Teng	PI Xiaowei Teng	-	8,567	8,169	(398)	398	-
1DDYK0	PI Young Jo Kim	PI Young Jo Kim	-	40,708	400	(40,308)	153,769	113,461
1DDYL1	PI Yaning Li	PI Yaning Li	-	10,319	9,281	(1,038)	1,249	211
1DE600	Up 2 NIH - Reagan Bauhman	Up 2 NIH - Reagan Bauhman	-	-	-	-	2,860	2,860
1DEAE2	Andrew Earle - Internal Support	Earle, Andrew - Internal Support	-	-	-	-	1,021	1,021
1DEAH1	Ali Jojjat - Internal Support	Internal Support-Ali Hojjat	-	16,885	16,260	(625)	8,755	8,130
1DEAP1	PI Tuck Pescosolido- Internal Suppo	Pescosolido, A Tuck - Internal Supp	-	-	-	-	500	500
1DEAS1	Anupama Sukhu - Internal Support	Internal Support Anupama Sukhu	-	8,755	-	(8,755)	22,730	13,975
1DEBA1	Billur Akdeniz - Internal Support	Akdeniz, Billur - Internal Support	-	-	-	-	122	122
1DEBP1	Bruce Pfeiffer - Internal Support	Internal Support-Bruce Pfeiffer	-	-	-	-	801	801
1DECB2	Clayton Barrows - Internal Support	Internal Support C Barrows	-	7,880	7,588	(292)	4,372	4,080
1DECG1	PI Christopher Glynn	PI Christopher Glynn	-	16,885	16,760	(125)	8,755	8,630
1DECS1	Christine Shea - Internal Support	Internal Support Christine Shea	-	-	1,375	1,375	3,233	4,608
1DEDB1	Danielle Brick - Internal Support	Internal Support - Danielle Brick	-	11,674	4,000	(7,674)	11,628	3,954
1DEDD1	Devkamel Dutta - Internal Support	Internal Support Devkamel Dutta	-	1,986	4,326	2,340	2,997	5,337
1DEDI1	Daniel Innis - Internal Support	Innis, Daniel - Internal Support	-	720	30,000	29,280	8,834	38,114
1DEDO1	Deniz Ozabaci - Internal Support	Internal Support Deniz Ozabaci	-	4,503	13,016	8,513	240	8,753
1DEDR3	PI Daniel Remar	PI Daniel Remar	-	-	-	-	1,500	1,500
1DEEG1	PI Liz Gray	PI Liz Gray	-	8,749	118,451	109,702	-	109,702
1DEES1	PI Eleanne Solorzano	PI Eleanne Solorzano	-	-	-	-	42	42
1DEES2	Evangelos Simos - Internal Support	Internal Support-Evangelos Simos	-	-	-	-	1,200	1,200
1DEEX1	Emily Xu - Internal Support	Internal Support Emily Xu	-	-	-	-	8,995	8,995
1DEEZ1	Ermira Zifla - Internal Support	Ermira Zifla - Internal Support	-	8,130	16,260	8,130	-	8,130
1DEFW1	Fiona Wilson - Internal Support	Wilson, Fiona - Internal Support	-	4,711	-	(4,711)	11,200	6,489
1DEGY1	Goksel Yalcinkaya- Internal Support	Internal Support Goksel Yalcinkaya	-	9,246	-	(9,246)	19,475	10,229
1DEHA1	Hachemi Aliouche - Internal Support	Internal Support Hachemi Aliouche	-	-	-	-	4,836	4,836
1DEIK1	Inchan Kim - Internal Support	Internal Support-Inchan Kim	-	9,041	16,260	7,219	14,934	22,153
1DEJC1	Chen Jianhong - Internal Support	Jianhong, Chen - Internal Support	-	16,260	16,260	-	6,870	6,870
1DEJG1	Jennifer Griffith- Internal Support	Internal Supprt Jennifer Griffith	-	5,587	15,756	10,169	1,084	11,253
1DEJH1	PI Ju-Chin Huang	PI Ju-Chin Huang	-	-	-	-	3,594	3,594
1DEJH3	Ju-Chin Huang - Internal Support	Ju-Chin Huang-Internal Support	-	-	-	-	6,025	6,025
1DEJH4	John Hasseldine - Internal Support	Hasseldine, John - Internal Support	-	-	-	-	1	1
1DEJH6	Jaroslav Horvath - Internal Support	Internal Support-Jaroslav Horvath	-	8,755	-	(8,755)	8,755	-
1DEJL1	Jun Li - Internal Support	Internal Support Jun Li	-	1,734	-	(1,734)	6,802	5,068
1DEJN2	Jonathan Nash - Internal Support	Internal Support - Jonathan Nash	-	-	-	-	-	-
1DEJS1	PI Jeff Sohl	PI Jeff Sohl	-	7,208	-	(7,208)	68,732	61,524
1DEJS2	Joseph Sabia - Internal Support	Internal Support-Joseph Sabia	-	-	-	-	10,840	10,840
1DEJW1	Jing Wang - Internal Support	Internal Support Jing Wang	-	11,253	-	(11,253)	12,378	1,125
1DEKC1	PI Karen Smith Conway	PI Karen Smith Conway	-	-	-	-	1	1
1DEKC2	Karen Conway - Internal Support	Karen Conway-Internal Support	-	-	-	-	323	323
1DEKG1	Kholekile Gwebu - Internal Support	Internal Support K Gwebu	-	-	-	-	2,138	2,138
1DELB1	Ludwig Bstieler - Internal Support	Bstieler - Internal Support Fund	-	10,892	10,823	(69)	8,003	7,934
1DELB2	PI Ludwig Bstieler	Ludwig Bstieler - PI Help Fund	-	-	-	-	2,377	2,377
1DELG1	Lin Guo - Internal Support	Guo, Lin - Internal Support	-	1,150	-	(1,150)	4,404	3,254
1DELR1	Linda Ragland - Internal Support	Ragland, Linda - Internal Support	-	29,914	18,970	(10,944)	20,429	9,485
1DEMG1	Michael Goldberg - Internal Support	Internal Support-Michael Goldberg	-	-	-	-	1,855	1,855
1DEMG2	PI Michael Goldberg	PI - Michael Goldberg	-	-	-	-	406	406
1DEMK1	Michael Kukenberger-Internal Support	Kukenberger, Michael - Internal Sup	-	4,878	-	(4,878)	10,878	6,000
1DEML1	Internal Support - Moein Larimi	Internal Support-Moein Larimi	-	11,674	-	(11,674)	11,674	-
1DEMM1	Michael Merenda - Internal Support	Internal Support Michael Merenda	-	-	-	-	1,034	1,034
1DEMM3	Mihail Miletkov - Internal Support	Internal Support-Mihail Miletkov	-	-	-	-	12,000	12,000
1DEMO2	Matthew O'Hern - Internal Support	O'Hern, Matthew - Internal Support	-	2,267	1,800	(467)	3,615	3,148
1DENN1	Neil Niman - Internal Support	Internal Support Neil Niman	-	3,917	20,000	16,083	55,577	71,660
1DEPH1	N Paul Harvey - Internal Support	Internal Support N Paul Harvey	-	-	-	-	445	445
1DEPL1	Peter Lane - Internal Support	Internal Support Peter Lane	-	1,860	-	(1,860)	16,888	15,028

UNIVERSITY SYSTEM OF NEW HAMPSHIRE
DETAILED STATEMENT OF CHANGES IN OTHER INTERNALLY DESIGNATED FUNDS
FOR THE PERIOD ENDED JUNE 30, 2019

Fund #	Fund Name	Fiscal Year 2019				Beginning	Ending	
		Revenues	Expenditures	Transfers	Net Change	Fund Balance 6/30/2018	Fund Balance 6/30/2019	
IDERB1	PI Reagan Baughman	PI Reagan Baughman	-	-	-	284	284	
IDERC1	Rachel Campagna - Internal Support	Campagna, Rachel	-	4,503	15,756	11,253	-	11,253
IDERG3	PI Richard Grogan	PI Richard Grogan	-	2,514	(102,274)	(104,788)	104,788	-
IDERM2	Robert Mohr -Internal Support	Robert Mohr-Internal Support	-	-	-	-	3,614	3,614
IDESD1	Shuili Du - Internal Support	Du, Shuili - Internal Support	-	4,503	15,756	11,253	1,049	12,302
IDESS1	Stephan Shipe - Internal Support	Internal Support - Stephan Shipe	-	8,755	-	(8,755)	8,755	-
IDETA1	Tevfik Aktekin - Internal Support	Internal Support - Tevfik Aktekin	-	1,172	(6,810)	(7,982)	24,276	16,294
IDETG1	Thomas Gruen - Internal Support	Gruen, Thomas - Internal Support	-	295	2,280	1,985	6,575	8,560
IDEVD1	Vanessa Druskat - Internal Support	Internal Support Vanessa Druskat	-	2,443	-	(2,443)	2,750	307
IDEVK1	Valentini Kalargyrou- Internal Supp	Kalargyrou, Valentini	-	-	-	-	1,074	1,074
IDEVS1	PI Viktoriya Staneva	PI Viktoriya Staneva	-	16,885	16,260	(625)	8,755	8,130
IDEWX1	Wenjuan Xie - Internal Support	Internal Support-Wenjuan Xie	-	-	-	-	6,104	6,104
IDEXC1	Xiao Chen - Internal Support	Xiao Chen - Internal Support	-	8,130	16,260	8,130	-	8,130
IDEYG1	Yin Germaschewski- Internal Support	Int Support-Yin Germaschewski	-	8,755	-	(8,755)	8,755	-
IDEYL1	Yixin Liu - Internal Support	Internal Support Yixin Liu	-	-	-	-	2,016	2,016
IDEZH1	Zhaozhao He - Internal Support	Int Support-Zhaozhao He	-	16,885	16,260	(625)	8,755	8,130
IDF038	Up 2 NIH - Semra Aytur	Up 2 NIH - Semra Aytur	-	-	-	-	2,328	2,328
IDF041	UP 2 NIH - Erik Swartz	UP 2 NIH - Erik Swartz	-	-	-	-	16	16
IDF042	UP 2 NIH - Kerryellen & Sajay	UP 2 NIH - Kerryellen & Sajay	-	-	-	-	15,001	15,001
IDF043	Up 2 NIH - JoAnne Malloy	Up 2 NIH - JoAnne Malloy	-	-	-	-	326	326
IDFAB1	PI Anne Broussard	PI Anne Broussard	-	-	-	-	3,375	3,375
IDFAC1	PI Amy Costello	PI Amy Costello	-	2,691	586	(2,105)	2,148	43
IDFAH1	PI Andrew Houtenville	PI Andrew Houtenville	-	2,599	8,681	6,082	89,154	95,236
IDFAM2	PI Ann-Marie Matteucci	PI Ann-Marie Matteucci	-	5,372	-	(5,372)	5,766	394
IDFAO1	PI Alyssa O'Brien	PI Alyssa O'Brien	-	2,846	-	(2,846)	15,500	12,654
IDFAR2	PI Amy Ramage	PI Amy Ramage	-	4,458	-	(4,458)	18,222	13,764
IDFAT1	PI Anita Tucker	PI Anita Tucker	-	-	-	-	5,856	5,856
IDFAW1	PI Allison Wilder	PI Allison Wilder	-	1,181	-	(1,181)	7,442	6,261
IDFBB1	PI Brent Bell	PI Brent Bell	-	1,963	-	(1,963)	11,617	9,654
IDFBF2	PI Barbara Frankel	PI Barbara Frankel	-	-	428	428	317	745
IDFBH2	PI Beth Hallett	PI Beth Hallett	-	-	-	-	46	46
IDFBK1	PI BoRin Kim	PI BoRin Kim	-	905	954	49	6,623	6,672
IDFBW1	PI Barbara White	PI Barbara White	-	34	-	(34)	108	74
IDFCH2	PI Cindy Hartman	PI Cindy Hartman	-	-	-	-	6,797	6,797
IDFCM1	PI Cory Morton	PI Cory Morton	-	1,340	500	(840)	5,228	4,388
IDFDB1	PI Debra Brucker	PI Debra Brucker	-	1,382	11,446	10,064	11,071	21,135
IDFDH2	PI Dan Habib	PI Dan Habib	-	3,080	1,721	(1,359)	1,359	-
IDFDL1	PI Dain LaRoche	PI Dain LaRoche	850	666	-	184	357	541
IDFDL2	PI David Laflamme	PI David Laflamme	-	204	3,000	2,796	9,350	12,146
IDFDR1	PI Donald Robin	PI Donald Robin	-	26,073	1,587	(24,486)	31,760	7,274
IDFEH2	PI Elizabeth Humphreys	PI Elizabeth Humphreys	-	572	2,315	1,743	243	1,986
IDFES1	PI Erik Swartz	PI Erik Swartz	-	149	(129)	(278)	278	-
IDFES2	PI Erin Sharp	PI Erin Sharp	-	225	186	(39)	2,507	2,468
IDFGB1	PI Gretchen Bean	PI Gretchen Bean	-	-	-	-	1,317	1,317
IDFGH1	PI Gene Harkless	PI Gene Harkless	-	-	-	-	10,012	10,012
IDGUPB	PI-Upward Bound Program	PI-Upward Bound Program	-	1,107	2,700	1,593	1,326	2,919
IDFHB1	PI Heather Barber	PI Heather Barber	-	90	-	(90)	2,245	2,155
IDFHD1	PI Holly DeBlois	PI Holly DeBlois	-	-	429	429	81	510
IDFJB2	PI Joan Beasley	PI Joan Beasley	-	-	191	191	1,156	1,347
IDFJB3	PI Jessie Bennett	PI Jessie Bennett	-	-	-	-	7,539	7,539
IDFJC2	PI Joyce Cappiello	PI Joyce Cappiello	-	70	-	(70)	9,132	9,062
IDFJG1	PI Jill Gravink	PI Jill Gravink	-	937	2,191	1,254	2,889	4,143
IDFJL1	PI James Lewis	PI James Lewis	-	-	-	-	147	147
IDFJM1	PI Joanne Malloy	PI Joanne Malloy	-	3,369	9,896	6,527	27,041	33,568
IDFJM2	PI Jerry Marx	PI Jerry Marx	-	1,298	-	(1,298)	42,308	41,010
IDFJO1	PI Jennifer O'Brien	PI Jennifer O'Brien	-	8,749	500	(8,249)	16,935	8,686
IDFJP3	PI Josephine Porter	PI Josephine Porter	-	18,862	14,158	(4,704)	4,800	96
IDFJR1	PI Jeanne Ryer	PI Jeanne Ryer	-	13,858	28,246	14,388	4,272	18,660
IDFJR2	PI Jennifer Rabalais	PI Jennifer Rabalais	-	-	1,779	1,779	427	2,206
IDFJS5	PI Jayson Seaman	PI Jayson Seaman	-	1,230	-	(1,230)	4,792	3,562
IDFJS6	PI Joanne Samuels	PI Joanne Samuels	-	-	-	-	586	586
IDFJT1	PI Tyler Jamison	PI Tyler Jamison	-	-	210	210	-	210
IDFJT2	PI Jill Sherman	PI Jill Trumbell	-	-	-	-	502	502
IDFJT3	PI Jill Thorson	PI Jill Thorson	-	40,619	500	(40,119)	64,007	23,888
IDFKA1	PI Karla Armenti	PI Karla Armenti	-	-	3,136	3,136	2,292	5,428
IDFKB2	PI Kathryn Brewer	PI Kathryn Brewer	-	6,233	-	(6,233)	12,499	6,266
IDFKC2	PI Karen Collins	PI Karen Collins	-	-	-	-	12	12
IDFKG2	PI Kathryn Greenslade	PI Kathryn Greenslade	-	6,920	-	(6,920)	58,992	52,072
IDFKK1	PI Kerry Kazura	PI Kerry Kazura	-	106	14	(92)	235	143
IDFKN2	PI Kerry Nolte	PI Kerry Nolte	-	4,976	-	(4,976)	8,992	4,016
IDFKP1	PI Kim Phillips	PI Kim Phillips	-	225	10,710	10,485	-	10,485
IDFKV1	PI Kerryellen Vroman	PI Kerryellen Vroman	-	-	1,215	1,215	7,475	8,690
IDFLB1	PI Linda Bimbo	PI Linda Bimbo	-	-	4,545	4,545	1	4,546
IDFLD1	PI Laura Davie	PI Laura Davie	-	2,907	4,138	1,231	9,953	11,184
IDFLG1	PI Lou Anne Griswold	PI Lou Anne Griswold	-	80	-	(80)	4,850	4,770
IDFLH1	PI Lucy Hodder	PI Lucy Hodder	-	1,518	1,588	70	323	393
IDFMB1	PI Mary Banach	PI Mary Banach	-	-	-	-	7,088	7,088
IDFMB2	PI Mark Bonica	PI Mark Bonica	-	1,189	-	(1,189)	4,041	2,852
IDFMF2	PI Michael Ferguson	PI Michael Ferguson	-	-	-	-	8,509	8,509
IDFMG1	PI Michael Gass	PI Michael Gass	-	1,176	1,846	670	26	696
IDFMM2	PI Michael McSheehan	PI Michael McSheehan	-	658	-	(658)	990	332
IDFMS2	PI Mary Schuh	PI Mary Schuh	-	38,964	35,191	(3,773)	7,941	4,168
IDFMW1	PI Melissa Wells	PI Melissa Wells	-	2,077	8,508	6,431	4,666	11,097
IDFNT2	PI Nikhil Tomar	PI Nikhil Tomar	-	80	10,000	9,920	-	9,920
IDFPA1	PI Peter Antal	PI Peter Antal	-	217	3,891	3,674	952	4,626
IDFPC1	PI Patti Craig	PI Patti Craig	-	770	-	(770)	14,181	13,411
IDFPD1	PI Pam Dinapoli	PI Pam Dinapoli	-	-	40	40	432	472
IDFPS1	PI Patrick Shannon	PI Patrick Shannon	-	-	6,903	6,903	19,849	26,752
IDFRB1	PI Robert Barcelona	PI Robert Barcelona	-	417	-	(417)	3,268	2,851
IDFRC1	PI Ronald Croce	PI Ronald Croce	-	-	-	-	11	11
IDFRC2	PI Rosemary Caron	PI Rosemary Caron	-	742	-	(742)	3,405	2,663

UNIVERSITY SYSTEM OF NEW HAMPSHIRE
DETAILED STATEMENT OF CHANGES IN OTHER INTERNALLY DESIGNATED FUNDS
FOR THE PERIOD ENDED JUNE 30, 2019

Fund #	Fund Name	Fiscal Year 2019				Beginning	Ending	
		Revenues	Expenditures	Transfers	Net Change	Fund Balance 6/30/2018	Fund Balance 6/30/2019	
IDFRM1	PI Robert McGrath	PI Robert McGrath	-	838		(838)	1,275	437
IDFRT1	PI Rosemary Taylor	PI Rosemary Taylor	-	96	(3,338)	(3,434)	3,434	-
IDFSA1	PI Sajay Arthanat	PI Sajay Arthanat	-		1,215	1,215	7,249	8,464
IDFSA2	PI Semra Aytur	PI Semra Aytur	-	5,046	127	(4,919)	13,827	8,908
IDFSB1	PI Steven Bornstein	PI Steven Bornstein	-		(9)	(9)	9	-
IDFSC1	PI Summer Cook	PI Summer Cook	-	4,732	8,790	4,058	14,403	18,461
IDFSF1	PI Susan Fetzter	PI Susan Fetzter	-			-	31	31
IDFSL1	PI Susan Lord	PI Susan Lord	-			-	1	1
IDFSM2	PI Shelley Mulligan	PI Shelley Mulligan	-	200		(200)	212	12
IDFSS1	PI Sarah Smith	PI Sarah Smith	-	1,913		(1,913)	10,000	8,087
IDFTP1	PI Tobey Partch-Davies	PI Tobey Partch-Davies	-	6,240	2,696	(3,544)	3,797	253
IDFTW1	PI Therese Willkomm	PI Therese Willkomm	-	8,225	3,982	(4,243)	28,602	24,359
IDFVS1	PI Vidya Sundar	PI Vidya Sundar	-	80	717	637	19,147	19,784
IDFWL1	PI Will Lusenhop	PI Will Lusenhop	-		123	123	-	123
IDGDM1	PI Deborah McCAnn	PI Deborah McCAnn	-	4,564	3,983	(581)	10,144	9,563
IDGKG1	PI Karen Gilbert	PI Karen Gilbert	-	153		(153)	153	-
IDGMCN	McNair Scholars Program	McNair Scholars Program	-	4,032	673	(3,359)	7,910	4,551
IDMDS1	PI Daniel Seichepine	PI Daniel Seichepine	-	854	854	-	-	-
IDMJC1	PI John Cerullo	PI John Cerullo	-			-	1	1
IDMJK1	PI Jeffrey Klenotic	PI Fund - J Klenotic	-			-	401	401
IDMJS1	PI John Sparrow	PI John Sparrow	-			-	61	61
IDMKJ1	PI Karen Jin	PI Karen Jin	-			-	1,500	1,500
IDMKK1	PI Fund Kelly Kilcrease	PI Fund Kelly Kilcrease	-			-	4,000	4,000
IDMKM1	PI Kyle Maclea	PI Kyle Maclea	-		1,963	1,963	100	2,063
IDMMS1	PI Mihaela Sabin	PI Fund - Mihaela Sabin	-	6,684	4,773	(1,911)	3,764	1,853
IDNMN1	PI Nicholas Mian	PI Nicholas Mian	-		5	5	500	505
IDMRM1	PI Robert Macieski	PI Robert Macieski	-			(2,838)	2,838	-
IDMSPR	PI Sarah Prescott	PI Fund Sarah Prescott	-			-	1,210	1,210
IDQTRN	Transportation F&A Revenue	Transportation F&A Revenue	-		32,843	32,843	65,520	98,363
IDR002	Indirect Cost Reserve	Indirect Cost Reserve	-		228,863	(128,863)	239,475	110,612
IDR004	Inventor Royalty Share	Inventor Royalty Share	363,881	301,446	(60,503)	1,932	56,938	58,870
IDREPS	PI NH EPSCoR	PI NH EPSCoR	-	5,317	34,185	28,868	-	28,868
IDRIOL	PI InterOperability Laboratory	PI InterOperability Laboratory	1,225	123,728	82,985	(39,518)	1,999,421	1,959,903
IDRIRC	NHIRC Administrative Fees	NHIRC Administrative Fees	19,759	28,563		(8,804)	81,712	72,908
IDRJN0	PI Jan Nisbet	PI Jan Nisbet	-			-	28,745	28,745
IDRPM0	PI Patrick Messer	PI Patrick Messer - IDC Return	-	1,881		(1,881)	57,378	55,497
IDRRPC	PI ORPC	PI ORPC	-		24	24	712	736
IDX2ME	Marine Education Programs	Marine Education Programs	34,863	41,496		(6,633)	23,123	16,490
IDXAE1	PI Alan Eaton	PI Alan Eaton	-	796	455	(341)	8,336	7,995
IDXAF1	PI Andrew Fast	PI Andrew Fast	-		500	500	-	500
IDXAL1	PI Alyson Eberhardt	PI Alyson Eberhardt	-	158	898	740	1,768	2,508
IDXAP1	PI Amy Papineau	PI Amy Papineau	-	60	145	85	594	679
IDXAS1	PI Amanda Stone	PI Amanda Stone	-	812	2,303	1,491	10,627	12,118
IDXBK1	PI Brian Krug	PI Brian Krug	-			-	254	254
IDXCC1	PI Charlotte Cross	PI Charlotte Cross	-	9,585	4,885	(4,700)	7,457	2,757
IDXCF1	PI Charles French	PI Charles French	-	344		(344)	10,753	10,409
IDXCM1	PI Carl Majewski	PI Carl Majewski	-		45	45	8	53
IDXCN1	PI Catherine Neal	PI Catherine Neal	-	729		(729)	3,064	2,335
IDXCS1	PI Cheryl Smith	PI Cheryl Smith	-		377	377	1,290	1,667
IDXCV1	PI Catherine Violette	PI Catherine Violette	-		35	35	1,056	1,091
IDXDC1	PI Darrel Covell	PI Darrel Covell	-	16		(16)	920	904
IDXDL1	PI Deborah Luppold	PI Deborah Luppold	-	15,030	21,046	6,016	50,965	56,981
IDXEC1	PI Erik Chapman	PI Erik Chapman	-	50	514	464	7,813	8,277
IDXEM1	PI Emma Carcagno	PI Emma Carcagno	-			-	164	164
IDXFA1	PI Fredrick Alleva	PI Fredrick Alleva	-			-	1,500	1,500
IDXFMA	PI Matthew Tarr	PI Matthew Tarr	-	5,058	3,899	(1,159)	1,299	140
IDXGB1	PI Gabriela Bradt	PI Gabriela Bradt	-	25		(25)	27	2
IDXGH1	PI George Hamilton	PI George Hamilton	-	807	1,842	1,035	1,899	2,934
IDXHA1	PI Haley Androozzi	PI Haley Androozzi	-	68	250	182	177	359
IDXHB1	PI Heidi Barker	PI Heidi Barker	-	182		(182)	186	4
IDXJS1	PI Jeffrey Schloss	PI Jeffrey Schloss	-	2,467	1,183	(1,284)	4,902	3,618
IDXKB1	PI Karen Bennett	PI Karen Bennett	-	2,706	5,025	2,319	11,803	14,122
IDXKM1	PI Kelly McAdam	PI Kelly McAdam	-		226	226	21	247
IDXLG1	PI Lara Gengarelly	PI Lara Gengarelly	-		428	428	-	428
IDXMC1	PI Malin Clyde	PI Malin Clyde	-	1,075	1,975	900	5,189	6,089
IDXMD1	PI Molly Donovan	PI Molly Donovan	-	470		(470)	532	62
IDXME1	PI Mary Tebo	PI Mary Tebo	-			-	481	481
IDXML1	PI Michal Lunak	PI Michal Lunak	-	136	1,959	1,823	1,473	3,296
IDXMS1	PI Micheal Sciabarrasi	PI Micheal Sciabarrasi	-	1,587	343	(1,244)	1,952	708
IDXMW1	PI Mark Wiley	PI Mark Wiley	-	(1,309)	(1,262)	47	408	455
IDXMY1	PI Michael Young	PI Michael Young	-	46	49	3	43	46
IDXNH1	PI Nadda Haddad	PI Nadda Haddad	-	117		(117)	117	-
IDXOS1	PI Olivia Saunders	PI Olivia Saunders	-		30	30	61	91
IDXPC1	PI Julia Peterson	PI Julia Peterson	-	8,883	1,973	(6,910)	36,879	29,969
IDXRG1	PI Rebecca Sideman	PI Rebecca Sideman	-		718	718	2,532	3,250
IDXRM1	PI Rachel Maccini	PI Rachel Maccini	-		267	267	11	278
IDXSB1	PI Shane Bradt	PI Shane Bradt	-			-	1,186	1,186
IDXSC1	PI Sharon Cowen	PI Sharon Cowen	-			-	317	317
IDXSJ1	PI Stephen Judd	PI Stephen Judd	-	627	3,427	2,800	132	2,932
IDXSR1	PI Steven Roberge	PI Steven Roberge	-			-	500	500
IDXSW1	PI Seth Wilner	PI Seth Wilner	-		4,785	4,785	1,621	6,406
IDZACB	PI Alexandra Contosta	PI Alexandra Contosta	-	17,528	5,094	(12,434)	36,650	24,216
IDZAGA	PI Antoinette Galvin	PI Antoinette Galvin	-	14,563	27,674	13,111	296,347	309,458
IDZAKA	PI Amy Keese	PI Amy Keese	-	91,340	138,355	47,015	-	47,015
IDZAL0	PI Anthony Lyons	PI Anthony Lyons	-	6,114	8,777	2,663	480	3,143
IDZAPB	PI Alexander Prusevich	PI Alexander Prusevich	-	70		(70)	3,896	3,826
IDZASA	PI Annette Schloss	PI Annette Schloss	-	536	13	(523)	523	-
IDZBC1	PI Brian Calder	PI Brian Calder	-		975	975	42,636	43,611
IDZBCA	PI Ben Chandran	PI Ben Chandran	-	32,619	5,893	(26,726)	120,977	94,251
IDZBJA	PI Bror Jonsson	PI Bror Jonsson	-	5,327	734	(4,593)	4,594	1
IDZBMA	PI Robert McKibben	PI Robert McKibben	-			-	14,373	14,373

UNIVERSITY SYSTEM OF NEW HAMPSHIRE
DETAILED STATEMENT OF CHANGES IN OTHER INTERNALLY DESIGNATED FUNDS
FOR THE PERIOD ENDED JUNE 30, 2019

Fund #	Fund Name	Fiscal Year 2019				Beginning	Ending
		Revenues	Expenditures	Transfers	Net Change	Fund Balance 6/30/2018	Fund Balance 6/30/2019
1DZBRA	PI Barry Rock	PI Barry Rock	-	-	-	4	4
1DZBVA	PI Bernard Vasquez	PI Bernard Vasquez	-	729	934	7,475	7,680
1DZCFA	PI Charles Farrugia	PI Charles Farrugia	-	4,076	4,293	3,608	3,825
1DZCGA	PI Christopher Glass	PI Christopher Glass	-	-	-	1,695	1,695
1DZCHA	PI Chia-Lin Huang	PI Chia-Lin Huang	-	50	952	4,426	5,328
1DZCJB	PI James Clemmons	PI James Clemmons	-	158,822	405,000	246,178	246,178
1DZCLB	PI Clifford Lopate	PI Clifford Lopate	-	3,551	15,059	83,054	94,562
1DZCMA	PI Chris Mouikis	PI Chris Mouikis Help Account	-	3,345	4,956	615	2,226
1DZCNA	PI Chung-Sang Ng	PI Chung-Sang Ng	-	-	(6)	6	-
1DZCSA	PI Charles Smith, III	PI Charles Smith, III	500	9,494	17,493	8,499	20,208
1DZCVA	PI Charles Vorosmarty	PI Charles Vorosmarty	-	2,796	6	(2,790)	2,790
1DZCW0	PI Colin Ware	PI Colin Ware	-	2,165	3,434	1,269	15,958
1DZCWA	PI Cameron Wake	PI Cameron Wake	-	180	-	(180)	365
1DZCWB	PI Cameron Wake	PI Cameron Wake	-	186	-	(186)	245
1DZCXA	GIS Lab	GIS Lab	8,836	(969)	-	9,805	45,784
1DZDC0	PI Dale Chayes	PI Dale Chayes	-	-	3,686	3,686	1,759
1DZDDA	PI David Divins	PI David Divins	-	-	1,928	1,928	509
1DZDJA	PI Jia Deng	PI Jia Deng	-	(467)	642	1,109	10,233
1DZDLA	PI Dacheng Lin	PI Dacheng Lin	-	6,897	5,709	(1,188)	4,270
1DZDVA	PI Doug Vandemark	PI Doug Vandemark	-	15,269	24,014	8,745	127,627
1DZDVB	PI Daniel Verscharen	PI Daniel Verscharen	-	3,051	3,508	457	1,456
1DZDWA	PI Joseph Dwyer	PI Joseph Dwyer	-	69,099	69,819	720	96,219
1DZEHA	PI Erick Hobbie	PI Erick Hobbie	-	890	-	(890)	2,268
1DZELA	PI Eric Lund	PI Eric Lund Help Account	-	-	-	-	1,515
1DZEMA	PI Eberhard Mobius	PI Eberhard Mobius	-	10,164	15,123	4,959	1,874
1DZEOR	Earth Ocean and Space Return	Earth Ocean and Space Return	-	-	1,250,218	1,250,218	-
1DZEOS	EOS Projects	EOS Projects	-	-	-	-	50,000
1DZESR	Earth Systems Research Ctr. Return	Earth Systems Research Ctr. Return	-	-	308,445	308,445	-
1DZFKA	PI Fabian Kislat	PI Fabian Kislat	-	159,008	505,970	346,962	-
1DZFRA	PI Fay Rubin	PI Fay Rubin	-	43,210	10,791	(32,419)	121,284
1DZGM0	PI Giuseppe Masetti	PI Giuseppe Masetti	-	-	-	-	887
1DZHFA	PI Hui Feng	PI Hui Feng Help Account	-	50	-	(50)	9,238
1DZHKA	PI Harold Kucharek	PI Harold Kucharek	3	8,043	8,401	361	9,678
1DZHMB	PI MEGHAN HOWEY	PI MEGHAN HOWEY	-	1,179	1,710	531	772
1DZHSA	PI Harlan Spence	PI Harlan Spence	1	135,926	46,555	(89,370)	135,721
1DZJCB	PI James Connell	PI James Connell	-	4,405	4,527	122	58,663
1DZJDO	PI Jennifer Dijkstra	PI Jennifer Dijkstra	-	818	5,964	5,146	23
1DZJDC	PI Jack Dibb	PI Jack Dibb	-	34,941	14,914	(20,027)	108,098
1DZJHC	PI John Hughes Clark	PI John Hughes Clark	-	7,233	7,535	302	1,325
1DZJJA	PI Jennifer Jacobs	PI Jennifer Jacobs	-	1,158	61,093	59,935	-
1DZJMA	PI Jennifer Miksis Olds	PI Jennifer Miksis Olds	-	12,222	22,819	10,597	9,361
1DZJMB	Miksis-Olds CORE IWG	Miksis-Olds CORE IWG	-	-	-	-	2,417
1DZJNA	PI Jonathan Niehof	PI Jonathan Niehof	-	-	86	86	40
1DZJPA	PI James Pringle	PI James Pringle	-	125	1,783	1,658	1,612
1DZJPD	PI Jonathan Pennock - Sea Grant	PI Jonathan Pennock - Sea Grant	-	10,258	7,330	(2,928)	5,294
1DZJRA	PI James Ryan	PI James Ryan	-	2,001	3,995	1,994	863
1DZJRR	PI Joachim Raeder	PI Joachim Raeder	-	9,137	8,635	(502)	776
1DZJSA	PI Joseph Salisbury	PI Joseph Salisbury	-	6,847	15,715	8,868	88,364
1DZJSB	PI Joseph Souney	PI - Joseph Souney	-	-	-	-	507
1DZJXA	PI Jingfeng Xiao	PI Jingfeng Xiao	-	15,663	10,236	(5,427)	6,714
1DZJZA	PI Jichun Zhang	PI Jichun Zhang	-	-	6,124	6,124	-
1DZKDB	PI Katharine Duderstadt	PI Katharine Duderstadt	-	30	759	729	240
1DZKGA	PI Kai Germaschewski	PI Kai Germaschewski	-	335	5,985	5,650	24,616
1DZKJ1	PI Kevin Jerram	PI Kevin Jerram	-	-	-	-	431
1DZKJA	PI KATIE A. JENNINGS	PI KATIE A. JENNINGS	-	-	542	542	-
1DZKZA	PI KAI ZIERVOGEL	PI KAI ZIERVOGEL	-	4,336	8,762	4,426	4,796
1DZLBA	PI Elizabeth Burakowski	PI Elizabeth Burakowski	-	3,277	5,068	1,791	46,925
1DZLKA	PI Lynn Kistler	PI Lynn Kistler	-	15,256	10,238	(5,018)	91,565
1DZLKB	PI Help Account - Linda Kaljanais	PI Help Account - Linda Kaljanais	-	(1)	(3,949)	(3,948)	3,951
1DZLKC	PI Lynn Kistler ARCS	PI Lynn Kistler ARCS	-	769	20,000	19,231	-
1DZLMO	PI Larry Mayer	PI Larry Mayer	-	337,968	189,302	(148,666)	1,798,909
1DZLNA	PI Ningyu Liu	PI Ningyu Liu	-	22,448	5,370	(17,078)	42,871
1DZLW0	PI Larry Ward	PI Larry Ward	-	7,637	5,302	(2,335)	3,368
1DZMCA	PI Michael Chambers	PI Michael Chambers	-	986	2,299	1,313	133
1DZMLA	PI Mark Lessard	PI Mark Lessard	-	19,032	12,006	(7,026)	37,240
1DZMLB	PI Martin Lee	PI Martin Lee	-	1,167	-	(1,167)	4,337
1DZMMA	PI Mary Martin	PI Mary Martin	-	4,391	3,372	(1,019)	45,730
1DZMMB	PI Mark McConnell	PI Mark McConnell	-	7,238	8,605	1,367	4,281
1DZMMC	PI Mark McConnell	PI Mark McConnell	-	42,647	42,647	-	-
1DZMPB	PI Michael Palace	PI Michael Palace	-	35,825	2,237	(33,588)	54,468
1DZMPC	PI Mark Popecki	PI Mark Popecki	-	-	-	-	1,983
1DZMRA	PI Michael Routhier	PI Michael Routhier	-	-	-	-	22,632
1DZMTB	Mark Twickler	Mark Twickler	-	21,530	9,200	(12,330)	88,904
1DZMVA	PI Matthew Vadeboncoeur	PI Matthew Vadeboncoeur	-	171	2,250	2,079	3,349
1DZNLA	PI Noe Lugaz	PI Noe Lugaz	-	13,703	10,078	(3,625)	24,172
1DZNSA	PI Nathan Schwadran	PI Nathan Schwadran	19	47,806	55,932	8,145	153,641
1DZOPR	OPAL Return	OPAL Return	-	-	104,991	104,991	-
1DZPBA	PI Peter Bloser	PI Peter Bloser	17	33,639	33,577	(45)	2,135
1DZPCB	Paul Chair Account	Paul Chair Account	-	-	-	-	28,075
1DZPIA	PI Phil Isenberg	PI Phil Isenberg	-	35,588	30,638	(4,950)	10,253
1DZPJ0	PI Paul Johnson	PI Paul Johnson	-	2,968	2,470	(498)	3,815
1DZPQA	PI Pamela Puhl-Quinn	PI Pamela Puhl-Quinn	-	-	-	-	1
1DZPRE	PI Rachel Rouillard	PI PREP	-	8,602	9,616	1,014	18,702
1DZRA0	PI Roland Arsenaault	PI Roland Arsenaault	-	-	-	-	148
1DZRLA	PI Richard Lammers	PI Richard Lammers	-	7,655	25,704	18,049	87,239
1DZRLB	PI Richard Langan	PI Richard Langan	-	37,166	-	(37,166)	41,629
1DZRLC	PI Robert Letscher	PI Robert Letscher	-	16,850	701	(16,149)	291,524
1DZRTB	PI Roy Torbert	PI Roy Torbert	-	249,158	46,743	(202,415)	713,133
1DZRVA	PI Ruth Varner	PI Ruth Varner	-	68	195	127	-
1DZRVB	PI Ruth Varner	PI Ruth Varner	-	28,842	21,589	(7,253)	16,102
1DZRVC	Varner CORE Strengthen	Varner CORE Strengthen	-	4,439	-	(4,439)	7,692

UNIVERSITY SYSTEM OF NEW HAMPSHIRE
DETAILED STATEMENT OF CHANGES IN OTHER INTERNALLY DESIGNATED FUNDS
FOR THE PERIOD ENDED JUNE 30, 2019

Fund #	Fund Name	Fiscal Year 2019				Beginning	Ending
		Revenues	Expenditures	Transfers	Net Change	Fund Balance 6/30/2018	Fund Balance 6/30/2019
1DZRWO	PI Rochelle Wigley	-	19,092	26,959	7,867	26,064	33,931
1DZRWB	PI Reka Winslow	-	1,522	4,488	2,966	1,748	4,714
1DZSAA	PI Stephen Adams	-	3,763	-	(3,763)	6,770	3,007
1DZSFA	PI Steve Frolking	-	4,189	8,617	4,428	95,814	100,242
1DZSMA	PI Sergei Markovskii	-	69	(489)	(558)	558	-
1DZSOA	PI Scott Olinger	-	18,806	9,676	(9,130)	394,840	385,710
1DZSPR	Space Science Center Return	-	-	1,480,806	1,480,806	-	1,480,806
1DZSSA	PI A Shiklomanov	-	33,382	33,179	(203)	203	-
1DZSZA	PI Shantar Zuidema	-	-	658	658	7,093	7,751
1DZTGA	PI Thomas Gregory	5,481	4,423	5,480	6,538	7,017	13,555
1DZTL1	PI Thomas Lippmann	-	9,659	1,332	(8,327)	10,966	2,639
1DZTMA	PI Timothy Moore	568	10,479	1,490	(8,421)	15,947	7,526
1DZTMB	PI Thomas Milliman	-	123	1,323	1,200	1,083	2,283
1DZTVF	Thermal Vac Facility	-	-	-	-	1,263	1,263
1DZTWO	PI Thomas Weber	-	4,492	7,414	2,922	2,048	4,970
1DZWVA	PI Wilfred Wollheim	-	31,554	101	(31,453)	31,453	-
1DZYRO	PI Yuri Rzhanov	-	375	311	(64)	2,282	2,218
TOTAL FACULTY SUPPORT (INCLUDING F&A RETURN)		519,510	7,929,371	6,928,750	(481,111)	28,974,849	28,493,738
STRATEGIC INITIATIVES							
1DF034	HHS Strategic Initiatives	-	31,280	1,940	(29,340)	273,668	244,328
1DG442	Univ Comm. Strategic Initiatives	-	700	700	-	-	-
1DG444	Adv. Services Strategic Initiatives	-	316	-	(316)	316	-
1DG448	Advancement Strategic Initiatives	-	2,402	-	(2,402)	10,250	7,848
1DG449	VPFA Strategic Initiatives	-	17,851	24,974	7,123	64,680	71,803
1DH321	UNHL Strategic Reserve Allotments	-	444,263	328,587	(115,676)	115,675	(1)
1DRVPR	SVPR Strategic Initiatives	-	1,733	-	(1,733)	8,760	7,027
1DUPSI	President's Strategic Initiatives	-	50,000	392,085	342,085	2,356,882	2,698,967
TOTAL STRATEGIC INITIATIVES		-	548,545	748,286	199,741	2,830,231	3,029,972
UNRESTRICTED GIFTS/BEQUESTS							
1DA008	Spaulding Faculty Fellowship	-	30,352	28,250	(2,102)	69,579	67,477
1DA009	Hortense Sheppard Bequest	-	-	-	-	19,813	19,813
1DA021	Unrest Bequest - Carpenter	10,490	9,702	(24,000)	(23,212)	66,662	43,450
1DA027	Spaulding/Sidore Lecture Series	-	10,496	10,000	(496)	16,427	15,931
1DA035	Robert G Wakefield Quasi Endow	1,364	-	-	1,364	1,970	3,334
1DA193	Centennial Fund Quasi Payout	-	-	923	923	2,754	3,677
1DA484	Paul & Dorothy T. Hobbs Payout	22,040	13,619	-	8,421	13,958	22,379
1DAFOR	Unrest Bequest Des - Forest Park	-	-	-	-	567	567
1DB117	Parsons boutwell Fund Quasi Payout	-	1,134	5,197	4,063	43,586	47,649
1DC028	Spaulding Fund Cultural Events	-	25,758	34,925	9,167	28,717	37,884
1DE336	Rosenberg Faculty Chair	37,831	1,194	(37,831)	(1,194)	31,989	30,795
1DFG20	Occ Therapy Student Clinical Reasng	-	-	-	-	5,712	5,712
1DG008	Presidents Discretionary	271,014	170,267	(49,600)	51,147	23,535	74,682
1DG010	University's Greatest Need	583,459	97,419	(301,937)	184,103	1,764,348	1,948,451
1DG3BW	Venture Capital Endowment	10,353	-	2,169	12,522	-	12,522
1DG430	Thompson Trust Escrow	31,887	-	-	31,887	-	31,887
1DG436	Elizabeth Farmer McIninch Fund	1,372	-	-	1,372	-	1,372
1DG437	Edward & Diane Federman Endowment	48,870	113,830	-	(64,960)	70,477	5,517
1DG438	Bequests-Unrestricted to UNH	45,342	-	-	45,342	-	45,342
1DG440	Yakovakis Family Fund	3,000	-	(3,000)	-	-	-
1DG450	Robert Morin Unrest Bequest to UNH	5,238	-	(161,795)	(156,557)	460,996	304,439
1DGQ01	Centennial Fund Quasi Ctr	923	-	(923)	-	-	-
1DGQ07	John H. Parsons Fund Quasi Ctr	5,197	-	(5,197)	-	-	-
1DGQ08	Alfred&sallie Lamberton Quasi Ctr	8,653	-	(8,653)	-	-	-
1DGQ09	Alberta Johnson Quasi Ctr	1,408	-	(1,408)	-	-	-
1DGQ10	Italian Studies Quasi Ctr	4,335	-	(4,335)	-	-	-
1DGQ11	Harold H Warren Quasi Ctr	7,197	-	(7,197)	-	-	-
1DGQ13	IOL Scholarship Fund Central Fund	11,233	-	(11,233)	-	-	-
1DL001	Helena M. Milne Endowed Fund	55,134	49,711	-	5,423	83,650	89,073
1DL002	Bookstore Inventory Fund	27,765	25,348	-	2,417	2,406	4,823
1DMGPO	UNHM Quasi Endowment Payout Fund	66,298	27,883	(48,107)	(9,692)	9,692	-
1DR034	IOL Scholarship Fund Unit Fund	-	11,558	11,233	(325)	343	18
1DU004	Spaulding Memorial Fund	80,293	-	(73,175)	7,118	16,138	23,256
1DU007	Endowment Management Fee	1,137,843	-	(1,136,320)	1,523	2,797	4,320
1DU231	Class of 1944 Endowed Quasi Payout	1,755	-	-	1,755	2,254	4,009
TOTAL UNRESTRICTED GIFTS/BEQUESTS		2,480,294	588,271	(1,782,019)	110,004	2,738,370	2,848,374
NAVITAS & INTERNATIONALIZATION							
1DANAV	Navitas & Internationalization	1,250,744	575,974	(1,083,867)	(409,097)	3,417,556	3,008,459
TOTAL NAVITAS & INTERNATIONALIZATION		1,250,744	575,974	(1,083,867)	(409,097)	3,417,556	3,008,459
UNH ENERGY & CAMPUS DEVELOPMENT							
1DTCIP	Durham Capital Improvement Projects	-	652,657	456,975	(195,682)	1,189,701	994,019
1DTECD	ECD Designated	390	4,612	(499,590)	(503,812)	1,323,653	819,841
1DTFCM	Energy Forward Capacity Mkt	835,433	-	(833,334)	2,099	2,167,107	2,169,206
TOTAL UNH ENERGY & CAMPUS DEVELOPMENT		835,823	657,269	(875,949)	(697,395)	4,680,461	3,983,066
IT INITIATIVES							
1DA052	CPE Learning Mgt Sys- AT	-	-	-	-	6,394	6,394
1DA055	Academic Tech Initiative Projects	-	109,607	54,390	(55,217)	320,187	264,970
1DA057	Online Program Support	-	-	(14,038)	(14,038)	99,925	85,887
1DK053	Central IT Projects	-	20,426	25,095	4,669	1,639,179	1,643,848
1DK054	TCS System-wide Projects	-	-	(111,903)	(111,903)	740,653	628,750
1DK059	Secure-Cloud Networking (sc-net)	-	3,990	3,990	-	-	-
TOTAL IT INITIATIVES		-	134,023	(42,466)	(176,489)	2,806,338	2,629,849
STUDENT ACTIVITY FUNDS							
1DA153	SHARPP	-	1,800	-	(1,800)	13,825	12,025
1DAOCS	Community Standards	19,450	7,694	-	11,756	54,613	66,369
1DB036	As UNH Horsemans Club	-	45	45	-	-	-

UNIVERSITY SYSTEM OF NEW HAMPSHIRE
DETAILED STATEMENT OF CHANGES IN OTHER INTERNALLY DESIGNATED FUNDS
FOR THE PERIOD ENDED JUNE 30, 2019

Fund #	Fund Name	Fiscal Year 2019				Beginning	Ending
		Revenues	Expenditures	Transfers	Net Change	Fund Balance 6/30/2018	Fund Balance 6/30/2019
1DB083	UNH Equestrian Teams	13,610	15,233		(1,623)	6,609	4,986
1DD039	Engineers without Borders - UNH	1,600	2,642		(1,042)	2,468	1,426
1DH500	UNHL Operations Quasi Endow Payout	711,745		(711,745)	-	-	-
1DH832	UNHL SBA	34,120	38,592		(4,472)	20,001	15,529
1DJ104	Alabaster Blue	1,807	461		1,346	411	1,757
1DJ114	NH Gentlemen	2,736	2,340		396	2,011	2,407
1DJ115	NH Notables	1,629	366		1,263	412	1,675
1DJ116	UNH Mock Trial Club	-	-		-	13	13
1DJ117	Sigma Alpha Lambda	-	-		-	944	944
1DJ118	Model United Nations	820	1,182		(362)	2,935	2,573
1DJ119	Robotics Club	-	-		-	60	60
1DJ120	SIGNAL	-	-		-	2,594	2,594
1DJ121	NSSLHA	674	838		(164)	356	192
1DJ122	Maiden Harmony	1,453	1,444		9	2,919	2,928
1DJ124	Improv Anonymous	-	-		-	35	35
1DJ126	UNH Italian Club	-	-		-	670	670
1DJ128	Marketing & Advertising Club	2,658	1,113		1,545	3,502	5,047
1DJ130	Recreation & Policy Management	-	-		-	511	511
1DJ131	ISPE	-	-		-	43	43
1DJ132	UNH Students for Life	200			200	202	402
1DJ134	Circle K Club	1,671	1,347		324	883	1,207
1DJ135	Sisters in Step	2,308	2,604		(296)	2,471	2,175
1DJ136	Rotaract Club	120	202		(82)	780	698
1DJ138	Student Nutrition Association	442	574		(132)	518	386
1DJ139	UNH College Democrats	660	850		(190)	421	231
1DJ140	UNH Order of Omega	3,311	391		2,920	10,695	13,615
1DJ141	UNH Cooking Club	-	-		-	273	273
1DJ142	Electronic Dance Music Community	-	-		-	11	11
1DJ143	Student Organization Social Workers	590	785		(195)	462	267
1DJ144	UNH for One	-	-		-	247	247
1DJ145	UNH Interfraternity Council	20,470	25,383		(4,913)	20,003	15,090
1DJ146	Panhellenic Council	66,914	86,713		(19,799)	61,915	42,116
1DJ147	French Club	2,598	2,356		242	999	1,241
1DJ148	Delta Xi Phi	9,790	10,985		(1,195)	13,860	12,665
1DJ150	Ecological Advocates	-	-		-	110	110
1DJ151	Sigma Alpha Sorority	1,357	2,375		(1,018)	5,486	4,468
1DJ152	Assoc of Exercise Science Students	1,500	2,348		(848)	3,135	2,287
1DJ155	STAND	-	-		-	205	205
1DJ156	Health Outreach Club	-	-		-	119	119
1DJ157	Recreation Society	477	50		427	14	441
1DJ159	Sigma Phi Epsilon	-	-		-	415	415
1DJ161	Alternative Break Challenge	21,185	20,644		541	161	702
1DJ162	Golden Key Int'l Honour Society	181			181	1,405	1,586
1DJ164	Not Too Sharp	1,450	2,249		(799)	1,967	1,168
1DJ166	Hepcats Swing Club	917	2,323		(1,406)	2,065	659
1DJ168	Freshman Camp	-	-		-	6,182	6,182
1DJ170	Graduate Students of Social Work	-	-		-	20	20
1DJ172	Alpha Delta Phi Society	-	-		-	899	899
1DJ175	Psychology Club	32	73		(41)	82	41
1DJ177	Pre Vet Club	230	140		90	37	127
1DJ178	Pre Dental Society	368	(112)		480	532	1,012
1DJ179	Society of Women Engineers	-	-		-	868	868
1DJ181	Hospitality Sales and Marketing	-	-		-	516	516
1DJ182	Student Nursing Organization	18,092	15,602		2,490	7,224	9,714
1DJ183	Kappa Kappa Psi	136	(566)		702	1,396	2,098
1DJ184	Alpha Kappa Psi	-	-		-	1,816	1,816
1DJ185	Cru UNH	-	(591)		591	2,396	2,987
1DJ186	Alpha Chi Sigma	-	-		-	518	518
1DJ188	Hillel	-	-		-	2,870	2,870
1DJ189	Amer Society for Microbiology	-	-		-	2,089	2,089
1DJ191	CommUNiversity	-	-		-	404	404
1DJ193	Business Starters	-	-		-	40	40
1DJ195	Arnold Air Society	-	274		(274)	1,072	798
1DJ197	Club Managers Assc of America	325			325	405	730
1DJ198	American Sign Language Club	22	70		(48)	87	39
1DJ199	Pi Kappa Phi	-	-		-	63	63
1DJ200	UNH Slow Food	-	-		-	130	130
1DJ201	Nat'l Society of Black Engineers	-	1,631	1,500	(131)	504	373
1DJ202	Phi Alpha Honor Society	1,712	1,948		(236)	3,186	2,950
1DJ203	Chess Club	-	(90)		90	102	192
1DJ206	Residence Hall Association	2,926	2,526		400	4,440	4,840
1DJ208	Assoc of Students United by Music	-	-		-	16	16
1DJ211	Best Buddies UNH	-	187		(187)	279	92
1DJ212	Eta Sigma Delta	50			50	2,028	2,078
1DJ213	Off the clef	1,139	2,048		(909)	1,830	921
1DJ214	Leadership Program	-	-		-	82	82
1DJ216	Fia-Chait Irish Dance	388	16		372	97	469
1DJ217	Sigma Alpha epsilon	951			951	5,035	5,986
1DJ218	Comm-entary	-	-		-	380	380
1DJ219	Alpha Phi Omega	29,087	30,031		(944)	34,801	33,857
1DJ220	Sigma Chi - Upsilon	-	-		-	1,475	1,475
1DJ221	Anime Club	-	-		-	84	84
1DJ222	Society of Physics Students	-	1,036		(1,036)	2,157	1,121
1DJ223	Paranormal Club	-	-		-	183	183
1DJ224	Eta Sigma Phi	-	145		(145)	1,323	1,178
1DJ225	Red Cross Club	272	595		(323)	1,110	787
1DJ227	Aspiring Hands	-	50		(50)	160	110
1DJ228	Hospitality Financial and Tech Pros	700			700	131	831
1DJ229	American Society of Civil Engineers	2,720	3,266		(546)	2,561	2,015
1DJ230	Chinese Scholars & Students Assoc.	435	(645)		1,080	1,486	2,566
1DJ232	Indian Subcontinent Students' Assoc	890	1,441		(551)	1,266	715

UNIVERSITY SYSTEM OF NEW HAMPSHIRE
DETAILED STATEMENT OF CHANGES IN OTHER INTERNALLY DESIGNATED FUNDS
FOR THE PERIOD ENDED JUNE 30, 2019

Fund #	Fund Name	Fiscal Year 2019				Beginning	Ending
		Revenues	Expenditures	Transfers	Net Change	Fund Balance 6/30/2018	Fund Balance 6/30/2019
1DJ233	Silver Wings-Cunningham Chapter	Silver Wings-Cunningham Chapter	-			54	54
1DJ236	UNH Net Impact	UNH Net Impact	-	301	(301)	782	481
1DJ239	UNH Yellow Ribbon Club	UNH Yellow Ribbon Club	-		-	344	344
1DJ240	Phi Mu Delta	Phi Mu Delta	-	(182)	182	389	571
1DJ241	Knitting Club	Knitting Club	1	122	(121)	121	-
1DJ242	UNH Hammock Club	UNH Hammock Club	-		-	38	38
1DJ245	Alpha Epsilon Delta	Alpha Epsilon Delta	-		-	67	67
1DJ246	Contra UNH	Contra UNH	-		-	757	757
1DJ247	UNH Birding Club	UNH Birding Club	-		-	148	148
1DJ248	UNH Relay for Life	UNH Relay for Life	9		9	245	254
1DJ249	UNH VOX (Voices Planned Parenthood)	UNH VOX (Voices Planned Parenthood)	-		-	425	425
1DJ250	National Assoc. for Music Education	National Assoc. for Music Education	153	76	77	1,405	1,482
1DJ251	AIChE	AIChE	-		-	10	10
1DJ252	Women in Business	Women in Business	4,210	1,051	3,159	3,519	6,678
1DJ253	Sigma Tau Delta	Sigma Tau Delta	350	286	64	337	401
1DJ254	Kappa Sigma	Kappa Sigma	22		22	985	1,007
1DJ255	Amnesty International UNH	Amnesty International UNH	-	9	(9)	1,185	1,176
1DJ256	Students for St. Jude	Students for St. Jude	217	(282)	499	2,519	3,018
1DJ258	Vietnamese Student Association	Vietnamese Student Association	330	(14)	344	2,198	2,542
1DJ259	UNH Cookie Jar	UNH Cookie Jar	-		-	12	12
1DJ260	German Club	German Club	20		20	7	27
1DJ261	Sandpaper	Sandpaper	-		-	578	578
1DJ262	Student Occ. Therapy Assoc.	Student Occ. Therapy Assoc.	2,710	2,300	410	2,753	3,163
1DJ264	Animal Welfare Alliance	Animal Welfare Alliance	(2,124)	543	(2,667)	2,698	31
1DJ266	Teachers of Tomorrow	Teachers of Tomorrow	-		-	36	36
1DJ268	Chinese Language Club	Chinese Language Club	-		-	5	5
1DJ269	Pi Mu Epsilon	Pi Mu Epsilon	1,251	1,054	197	2,415	2,612
1DJ270	Student Armed Forces Association	Student Armed Forces Association	500	1,634	(1,134)	3,960	2,826
1DJ271	Theta Chi Zeta Chapter	Theta Chi Zeta Chapter	148	134	14	165	179
1DJ272	Nat'l Slavic Honor Dobro Slovo	Nat'l Slavic Honor Dobro Slovo	-		-	164	164
1DJ273	UNH PCMA	UNH PCMA	-		-	83	83
1DJ274	'Cats Pack Captains	'Cats Pack Captains	-		-	334	334
1DJ278	WildACTs	WildACTs	220	1,175	(955)	3,618	2,663
1DJ279	Alpha Xi Delta	Alpha Xi Delta	(2,464)	50	(2,514)	2,514	-
1DJ282	Women in Science	Women in Science	-		-	226	226
1DJ284	Her Campus	Her Campus	2,473	1,741	732	350	1,082
1DJ285	Friends of Jaelyn	Friends of Jaelyn	9	764	(755)	6,446	5,691
1DJ286	Meeple and Cardboard Syndicate	Meeple and Cardboard Syndicate	915	1,392	(477)	1,355	878
1DJ287	Winter Guard	Winter Guard	1,600	1,100	500	1,274	1,774
1DJ288	Craft Crazy	Craft Crazy	45	71	(26)	84	58
1DJ289	Eyes Open	Eyes Open	-		-	50	50
1DJ290	Dance Marathon	Dance Marathon	49	742	(693)	2,487	1,794
1DJ298	Soc. of Asian Scientists& Eng. SASE	Soc. of Asian Scientists& Eng. SASE	500	683	(183)	380	197
1DJ299	Scriptor	Scriptor	-		-	2,500	2,500
1DJ302	Tau Beta Pi	Tau Beta Pi	-		-	45	45
1DJ303	Alpha Gamma Rho	Alpha Gamma Rho	186		186	689	875
1DJ304	Alpha Phi	Alpha Phi	(2,557)	14,729	(17,286)	19,621	2,335
1DJ305	Chi Omega	Chi Omega	1,021		1,021	42	1,063
1DJ306	Alpha Chi Omega	Alpha Chi Omega	692	692	-	2,267	2,267
1DJ307	Kappa Delta	Kappa Delta	2,299	134	2,165	412	2,577
1DJ308	Tau Kappa Epsilon	Tau Kappa Epsilon	(502)		(502)	723	221
1DJ311	Sigma Nu	Sigma Nu	-		-	250	250
1DJ315	Sustainable Fisheries & Aquaculture	Sustainable Fisheries & Aquaculture	191	20	171	466	637
1DJ316	Bring It!	Bring It!	-		-	20	20
1DJ317	Pi Theta Epsilon	Pi Theta Epsilon	443	204	239	417	656
1DJ318	International Student Organization	International Student Organization	-	8	(8)	2,599	2,591
1DJ319	Magic Wheelchair	Magic Wheelchair	1,224	1,010	214	2,385	2,599
1DJ320	Chinese Student Music Association	Chinese Student Music Association	-		-	26	26
1DJ321	Iranian Association of NH (IAN)	Iranian Association of NH (IAN)	986	5,064	(4,078)	5,064	986
1DJ322	Middle Eastern Cultural Association	Middle Eastern Cultural Association	(45)	476	(521)	2,330	1,809
1DJ323	Phi Sigma Sigma	Phi Sigma Sigma	226	16	210	295	505
1DJ324	Anthropology Club	Anthropology Club	-		-	16	16
1DJ325	Veterinary Technician Club	Veterinary Technician Club	-		-	181	181
1DJ326	The UNH WildTones	The UNH WildTones	399	211	188	13	201
1DJ329	League of Legends Club	League of Legends Club	-		-	118	118
1DJ330	igem: Int'l Genetically Eng. Mx Org	igem: Int'l Genetically Eng. Mx Org	-		-	1,590	1,590
1DJ331	The Granite Yearbook	The Granite Yearbook	-		-	31	31
1DJ333	Girl Up UNH	Girl Up UNH	408	275	133	213	346
1DJ335	Autism Speaks U at UNH	Autism Speaks U at UNH	-		-	10	10
1DJ336	Indonesian Students Association	Indonesian Students Association	-	190	(190)	236	46
1DJ337	College Diabetes Network at UNH	College Diabetes Network at UNH	-		-	278	278
1DJ339	Muslim Student's Association	Muslim Student's Association	-	180	(180)	5,580	5,400
1DJ342	UNH American Fisheries Student Sub	UNH American Fisheries Student Sub	-		-	104	104
1DJ345	UNH Students for Global Health	UNH Students for Global Health	-	(25)	25	77	102
1DJ347	American Society of Mechanical Eng	American Society of Mechanical Eng	-		-	80	80
1DJ348	SPOON UNH	SPOON UNH	-		-	5	5
1DJ349	Trans UNH	Trans UNH	-	75	(75)	453	378
1DJ350	Phi Sigma	Phi Sigma	1,391	1,286	105	1,299	1,404
1DJ351	the UNH HSMIA CLub	the UNH HSMIA CLub	-	44	(44)	71	27
1DJ354	Turning Point USA at UNH	Turning Point USA at UNH	-	10	(10)	19	9
1DJ355	Nu Rho Psi	Nu Rho Psi	1,468	1,484	(16)	208	192
1DJ358	UNH Gen UN	UNH Gen UN	-		-	62	62
1DJ359	Pre Physician Assistant Student	Pre Physician Assistant Student	-	(42)	42	-	42
1DJ360	UNH Russain Club	UNH Russain Club	-		-	73	73
1DJ362	Alpha Tau Omega Fraternity	Alpha Tau Omega Fraternity	1,651	1,652	(1)	538	537
1DJ363	Am Soc for Biochem & Molecular Bio	Am Soc for Biochem & Molecular Bio	40	49	(9)	20	11
1DJ366	Caribbean Cats	Caribbean Cats	-	3	(3)	18	15
1DJ367	Alter Ego Dance Crew	Alter Ego Dance Crew	-		-	264	264
1DJ368	Changing Lives for Lilli	Changing Lives for Lilli	25	25	-	-	-
1DJ370	Sport Careers Club	Sport Careers Club	83	44	39	-	39
1DJ372	UNH Photography Society	UNH Photography Society	130	125	5	-	5

UNIVERSITY SYSTEM OF NEW HAMPSHIRE
DETAILED STATEMENT OF CHANGES IN OTHER INTERNALLY DESIGNATED FUNDS
FOR THE PERIOD ENDED JUNE 30, 2019

Fund #	Fund Name	Fiscal Year 2019				Beginning	Ending
		Revenues	Expenditures	Transfers	Net Change	Fund Balance 6/30/2018	Fund Balance 6/30/2019
1DJ373	The NH Youth Movement at UNH	-	(818)		818	-	818
1DJ374	UNH Film CLub	3			3	-	3
1DJ379	Neuroscience & Behavior Club	118			118	-	118
1DJ381	UNH Forestry Club	56			56	-	56
1DJ382	UNH American Choral Directors	41			41	-	41
1DJ383	Chabad Jewish Student Group	-	(490)		490	-	490
1DJG01	Women's Lacrosse Club	14,553	18,707	600	(3,554)	6,519	2,965
1DJG02	Men's Golf Club	7,400	8,223		(823)	935	112
1DJG03	Badminton Club	-			-	462	462
1DJG04	Cycling Club	5,253	7,202	600	(1,349)	16,530	15,181
1DJG05	Fencing Club	5,621	7,993		(2,372)	4,364	1,992
1DJG06	Judo Club	7,455	6,383	(300)	772	-	772
1DJG07	Shotokan Karate Club	-			-	309	309
1DJG08	Sailing Club	13,512	14,896	(686)	(2,070)	5,427	3,357
1DJG09	Men's Volleyball Club	12,449	13,715	1,600	334	4,181	4,515
1DJG10	Women's Volleyball Club	7,531	8,282	600	(151)	2,025	1,874
1DJG11	Woodsmen's Club	8,528	6,832	300	1,996	9,845	11,841
1DJG12	Tae Kwan Do Club	715	383		332	2,470	2,802
1DJG13	Men's Crew Club	29,439	14,165	(100)	15,174	593	15,767
1DJG14	Men's Rugby Club	3,300	3,287	323	336	6,681	7,017
1DJG17	Figure Skating Club	21,237	19,484		1,753	1,991	3,744
1DJG18	Women's Rugby Club	3,290	1,140	(600)	1,550	3,210	4,760
1DJG19	Dance Team Club	16,953	14,370	600	3,183	90	3,273
1DJG20	Men's Lacrosse Club	95,492	95,472		20	-	20
1DJG22	Ski and Snowboarding Club	22,290	19,280		3,010	9,181	12,191
1DJG23	Archery Club	1,308	689	(1,200)	(581)	2,768	2,187
1DJG24	Wrestling Club	4,295	2,035		2,260	310	2,570
1DJG25	Baseball Club	10,489	6,433		4,056	2,640	6,696
1DJG26	Women's Softball Club	3,050	1,565		1,485	6,388	7,873
1DJG27	Rifle Club	11,438	9,021	(1,200)	1,217	3,846	5,063
1DJG28	Men's Ice Hockey Club	70,295	70,132	(200)	(37)	56	19
1DJG29	Women's Crew Club	17,465	15,790	(100)	1,575	4,806	6,381
1DJG30	Tennis Club	4,965	5,954		(989)	5,584	4,595
1DJG31	Nordic Ski Club	314		(286)	28	1,044	1,072
1DJG32	Climbing Club	6,361	6,588	300	73	6,803	6,876
1DJG33	Men's Ultimate Frisbee Club	9,620	12,647		(3,027)	5,032	2,005
1DJG34	Women's Ultimate Frisbee Club	7,143	11,010		(3,867)	6,417	2,550
1DJG35	Rowing Spring Break Trip	29,050	27,957		1,093	-	1,093
1DJG36	Women's Hockey Club	26,273	18,899	600	7,974	13,036	21,010
1DJG38	PAWS Program	30,825	20,536		10,289	17,388	27,677
1DJRSP	Recreation Special Events	-			-	14	14
1DJSAF	UNH Student Activity Fee	1,392,611	1,359,768	6,212	39,055	615,666	654,721
1DM3EE	UNHM Student Activities	109,462	96,441		13,021	-	13,021
1DMINT	Sign Lang Club	-	135	(15,000)	(15,135)	16,225	1,090
	TOTAL STUDENT ACTIVITY FUNDS	3,020,021	2,261,799	(718,137)	40,085	1,220,182	1,260,267
	<u>CENTER FOR COASTAL & OCEAN MAPPING</u>						
1DZOM0	Center for Coastal & Ocean Mapping	-	59,180	835,850	776,670	2,891,355	3,668,025
	TOTAL CENTER FOR COASTAL & OCEAN MAPPING	-	59,180	835,850	776,670	2,891,355	3,668,025
	<u>INVESTMENTS IN INVENTORIES</u>						
1DUINV	Inventories- UNH	-		(197,864)	(197,864)	1,293,086	1,095,222
	TOTAL INVESTMENTS IN INVENTORIES	-	-	(197,864)	(197,864)	1,293,086	1,095,222
	<u>ELLIOT TRUST</u>						
1DA422	Elliot - AA Strategic Initiatives	-	14,300	(21,836)	(36,136)	1,317,992	1,281,856
1DA463	Teaching Excellence Award	-	12,358	25,000	12,642	1,563	14,205
1DC201	Alberta Johnson '32 Dance Quasi PO	2,390	1,470	1,408	2,328	26,176	28,504
1DG420	John S. Elliott Trust Escrow	593,492		(325,918)	267,574	832,883	1,100,457
1DGA25	Elliot Diversity Initiatives	2,853	12,779	5,000	(4,926)	16,469	11,543
1DGA30	McNair Scholars Program	-	166,197		(166,197)	174,496	8,299
	TOTAL ELLIOT TRUST	598,735	207,104	(316,346)	75,285	2,369,579	2,444,864
	<u>FUNDRAISING INITIATIVES</u>						
1DG404	University Advancement	371,986	(265,514)	(506,418)	131,082	1,715,099	1,846,181
	TOTAL FUNDRAISING INITIATIVES	371,986	(265,514)	(506,418)	131,082	1,715,099	1,846,181
	<u>CONTINGENCY FUNDS</u>						
1DB060	COLSA Contingency	-			-	2,180	2,180
1DB068	Woodlands Contingency Fund	19,859	14,872	(14,957)	(9,970)	44,796	34,826
	TOTAL CONTINGENCY FUNDS	19,859	14,872	(14,957)	(9,970)	46,976	37,006
	<u>IN SUPPORT OF USNH OPERATIONS</u>						
1DK042	IT Shared Services USNH	497,739	(92,067)	(588,618)	1,188	596,524	597,712
1DK058	IT Shared Services UNH GSC	-	(482,483)	(442,319)	40,164	666,326	706,490
	TOTAL IN SUPPORT OF USNH OPERATIONS	497,739	(574,550)	(1,030,937)	41,352	1,262,850	1,304,202
	<u>IOD - RESERVES</u>						
1DF056	IOD - reserves	6,939	365,944	418,499	59,494	560,516	620,010
	TOTAL IOD - RESERVES	6,939	365,944	418,499	59,494	560,516	620,010
	<u>SVPR ROYALTIES</u>						
1DRROY	SVPR Royalties	389,915	148,371	(80,808)	160,736	618,326	779,062
	TOTAL SVPR ROYALTIES	389,915	148,371	(80,808)	160,736	618,326	779,062
	<u>OTHER INTERNALLY DESIGNATED (<\$500K)</u>						
1D0ADJ	UNH Int Desig Adjustments	-	(1,159,712)	(1,159,712)	-	-	-
1DA001	Grad Contract Courses	10,195	12,100		(1,905)	233,989	232,084
1DA005	NEBHE Dissertation Scholar	-			-	60,007	60,007
1DA006	NSF Cost of Educ Distribution	-	1,205		(1,205)	16,922	15,717
1DA013	VPAA Discretionary	-	7,631	2,000	(5,631)	71,356	65,725

UNIVERSITY SYSTEM OF NEW HAMPSHIRE
DETAILED STATEMENT OF CHANGES IN OTHER INTERNALLY DESIGNATED FUNDS
FOR THE PERIOD ENDED JUNE 30, 2019

Fund #	Fund Name	Fiscal Year 2019				Beginning	Ending
		Revenues	Expenditures	Transfers	Net Change	Fund Balance 6/30/2018	Fund Balance 6/30/2019
IDA016	Exchange Programs	8,100	6,779		1,321	14,664	15,985
IDA017	Washington Internship	144,150	181,880		(37,730)	121,969	84,239
IDA019	Foreign Study	-	-		-	4,896	4,896
IDA033	Evaluation Expertise	-	-		-	430	430
IDA039	International Student Programming	4,825	3,427		1,398	3,485	4,883
IDA040	OISS Photo Services	1,166			1,166	2,470	3,636
IDA041	Dean of Students Discretionary	-	18		(18)	6,842	6,824
IDA065	Stonyfield Entrepreneurship Inst R	-	-		-	191	191
IDA066	Carsey Center Operations	118,154	60,700		57,454	13,855	71,309
IDA074	NH Listens Facilitator Training	2,725	3,410		(685)	1,584	899
IDA076	Cert in Community Dev Fin	32,050	31,969		81	14	95
IDA194	Parent's Association Support	40,919	46,290	21,000	15,629	180	15,809
IDA195	Summer Youth Program Fee	20,705	18,915	(1,800)	(10)	5,690	5,680
IDA196	Phi Beta Kappa Support	-	3,500	3,500	-	-	-
IDA401	Program Reviews	-	44,408	47,599	3,191	179,337	182,528
IDA460	VP Instructional	-	11,344	(500)	(11,844)	107,243	95,399
IDA480	Honors Discovery Program	-	-		-	25	25
IDA485	AT Project Development	-	-	(21,003)	(21,003)	157,074	136,071
IDA486	Web Solutions Project Development	-	-	1,586	1,586	162,436	164,022
IDAADV	UNH Pre-ADVANCE	-	-		-	103,205	103,205
IDAASP	Advancing Science Program	150	863		(713)	2,565	1,852
IDACON	Connect Book Fund	-	-		-	23	23
IDACTE	Counseling Center Case Mngmt.	-	-		-	180,000	180,000
IDADIS	Disability Serv Student Interpreter	-	47,009		(47,009)	300,000	252,991
IDAECI	AA Electronic Campus Initiatives	-	35,084	40,031	4,947	80,747	85,694
IDAGNR	NRESS Grad Educ Award	-	-		-	1	1
IDAGRDR	Grad School Initiatives	-	-	(100,000)	(100,000)	100,000	-
IDAINX	Inclusive Excellence and Advance IT	-	111,970	53,552	(58,418)	313,002	254,584
IDALCT	Leitzel Center	22,480	104,420	83,581	1,641	164,673	166,314
IDALDR	Leadership Training	-	-		-	54,861	54,861
IDALMS	Learning Management Systems	-	25,991		(25,991)	309,163	283,172
IDALRV	Leitzel Ctr - Varner CoRE	-	3,899		(3,899)	3,901	2
IDAMPA	MPA Prof Assoc Conferences	-	-		-	1,133	1,133
IDANPR	VPAA Provost Transtion Fund	-	-		-	4,470	4,470
IDAOSP	Outreach Scholars Program	-	-		-	35,099	35,099
IDAOTP	Outreach Institutional Partnerships	-	-		-	43,678	43,678
IDAPOW	Powwow Fund	-	-		-	36	36
IDARVA	PI Ruth Varner	-	-	489	489	-	489
IDASMF	Sustainable Microenterprise Fin. Fd	8,993	11,967		(2,974)	6,836	3,862
IDASPE	Sustainability-SIMAP Program Expens	65,316	58,807		6,509	9,588	16,097
IDASPP	Sustainability Gold to Platinum	-	99,774	99,774	-	-	-
IDASTR	Student/Enrmt. Services Integration	-	60,788		(60,788)	89,078	28,290
IDASUS	Sustainability Conferences	54,908	47,818	3,500	10,590	2,386	12,976
IDATCO	PI Catherine Overson	-	-	632	632	-	632
IDAURC	Undergrad Research Conference	-	-		-	1,634	1,634
IDB007	Farm Residences	61,370	51,429		9,941	76,638	86,579
IDB009	TSAS Greenhouse	32,273	40,757		(8,484)	73,400	64,916
IDB021	Nr Woodlands Program	-	107,044	105,186	(1,858)	1,858	-
IDB027	Diagnostic Services-insects	805	5,000		(4,195)	6,793	2,598
IDB033	Ts Equine Events	5,005	3,992		1,013	3,513	4,526
IDB037	Project Smart	87,138	82,787		4,351	-	4,351
IDB039	Career Mobility - med Tech	-	-		-	2,458	2,458
IDB043	Water Quality Analysis Lab	62,703	64,730	(11,612)	(13,639)	109,602	95,963
IDB045	Therapeutic Riding Program	23,716	20,560		3,156	3,158	6,314
IDB046	Animal Control/Humane Academy	-	1,000		(1,000)	4,597	3,597
IDB048	NH Veterinary Diagnostic Laboratory	1,026,354	987,850		38,504	160,817	199,321
IDB050	Jones Sample Analysis	9,405	670		8,735	26,275	35,010
IDB051	Cream Program	3,440	2,678		762	4,267	5,029
IDB052	Seagrass Lab	-	1,510		(1,510)	7,130	5,620
IDB053	Information Technology Award	-	-		-	829	829
IDB058	Hubbard Genomics Center	-	1,926		(1,926)	67,808	65,882
IDB059	NREN Organizations & Events	-	-		-	1,367	1,367
IDB062	Genomics Service Center	111,113	241,413	15,657	(114,643)	114,643	-
IDB065	Center for Freshwater Biology	-	-		-	2,736	2,736
IDB070	Vehicle Replacement - Thompson Sch	-	(15,485)		15,485	40,819	56,304
IDB071	Farm Vehicle&Equipment Replacement	-	-		-	716	716
IDB077	BITC Seminar	-	-	(248)	(248)	248	-
IDB079	ANFS Equipment Replacement	-	1,623	362	(1,261)	18,262	17,001
IDB080	Nutrition Lab Equip Replacement	-	-		-	1,700	1,700
IDB085	Culinary Arts Program	-	-		-	4,729	4,729
IDB086	Biological Sciences Equipment Fund	-	19,247	(24,246)	(43,493)	139,710	96,217
IDB087	MCBS Equipment Fund	-	18,110		(18,110)	109,650	91,540
IDB088	Nat Resource & Env Equip Fund	-	2,178		(2,178)	143,748	141,570
IDB098	Thompson School Equip Replacement	-	-		-	102,541	102,541
IDB099	Foster VINE Project Support	-	6,287		(6,287)	6,287	-
IDB100	Dean's Discretionary Fund - COLSA	-	5,792		(5,792)	322,096	316,304
IDB102	Women & STEM	-	201		(201)	412	211
IDB404	BINAX/REM PROJECTS	-	872		(872)	2,343	1,471
IDB421	NHDVL Equipment Fund	-	-		-	543	543
IDB422	Poultry Exp Education Program	360		(362)	(2)	362	360
IDB425	North American Moose	-	1,523		(1,523)	3,676	2,153
IDB429	River Herring - Berlinsky	-	-		-	4,496	4,496
IDB436	Asbjornsen Vehicle Fund	-	-		-	-	-
IDB438	Chu Instrumentation Center	5,294	2,375		2,919	18,393	21,312
IDB440	CoRE PRP 2017-2018 Andrade	-	-		-	52	52
IDB441	CoRE PRP 2017-2018 Asbjornsen	-	20,022	12,466	(7,556)	8,269	713
IDB442	CoRE PRP 2017-2018 Barth	-	9,079		(9,079)	9,079	-
IDB444	Brewery Program Services	3,170	1,331		1,839	1,968	3,807
IDB445	Brown Molecular Analytics	200	3		197	-	197
IDB447	Guerdat Vehicle Fund	-	2,069	2,069	-	-	-
IDB600	STEM Initiatives	-	-	10,755	10,755	15,989	26,744

UNIVERSITY SYSTEM OF NEW HAMPSHIRE
DETAILED STATEMENT OF CHANGES IN OTHER INTERNALLY DESIGNATED FUNDS
FOR THE PERIOD ENDED JUNE 30, 2019

Fund #	Fund Name	Fiscal Year 2019				Beginning	Ending
		Revenues	Expenditures	Transfers	Net Change	Fund Balance 6/30/2018	Fund Balance 6/30/2019
1DB700	COLSA Equip Replacement & R&R	-	10,574	(250,000)	(260,574)	481,438	220,864
1DC007	Project Search	39,480	41,374		(1,894)	6,981	5,087
1DC014	Family Violence Research Confe	116,393	117,492		(1,099)	2,085	986
1DC020	Replication Study On Violence	-	-		-	754	754
1DC021	UNH Survey Center	19,060	36,729	25,980	8,311	909	9,220
1DC035	Literacy Lab	-	-		-	22,380	22,380
1DC044	Summer Youth Music School	248,391	266,442		(18,051)	27,409	9,358
1DC045	Clark Terry/UNH Festival	13,260	22,900		(9,640)	13,794	4,154
1DC046	Theater Resources for Youth	13,800	18,362		(4,562)	7,912	3,350
1DC054	Piano Extension Program	22,619	20,210		2,409	14,432	16,841
1DC058	Family Research Lab	-	128,871	136,532	7,661	2,361	10,022
1DC063	COLA Non-Cap Small Projects	-	1,161	9,636	8,475	3,584	12,059
1DC064	Composition Pgm Royalties Fund	9,867	8,124		1,743	21,931	23,674
1DC068	The Confucius Institute	1,260	2,468		(1,208)	5,775	4,567
1DC073	Int'l Conference on Social Stress	-	-		-	14,210	14,210
1DC078	Future Leaders Institute Camp	(1)	-		(1)	3,983	3,982
1DC079	Power Play Interactive Theatre	63,267	81,593		(18,326)	78,167	59,841
1DC081	Marching Band Student Programs	-	-		-	87	87
1DC084	Prevention Innovations Research Ctr	-	3,281		(3,281)	3,281	-
1DC086	Art Camp	22,170	22,684		(514)	29,929	29,415
1DC087	Writer's Academy	39,680	45,332		(5,652)	5,692	40
1DC088	Theatre Camp	50,217	34,810		15,407	7,040	22,447
1DC089	Music Community Outreach	25,456	33,868		(8,412)	17,434	9,022
1DC090	Bringing in the Bystander	-	64,137	(31,000)	(95,137)	97,208	2,071
1DC091	Education Initiatives	-	144		(144)	62,462	62,318
1DC094	Literacy Center Programs	6,368	(559)		6,927	3,648	10,575
1DC095	NE Council Latin American Studies	4,770	9,963		(5,193)	7,801	2,608
1DC096	Digital Writing Lab	-	16,592	4,722	(11,870)	11,870	-
1DC097	Technical Writing Lab	-	4,262	(5,702)	(9,964)	9,964	-
1DC184	Alfred&Sallie Lamberton Quasi Payou	-	-	8,653	8,653	20,847	29,500
1DC232	Italian Studies Quasi Payout	-	2,339	4,335	1,996	16,355	18,351
1DCABC	Alt Break Challenge - AMST 444	-	-	(403)	(403)	403	-
1DCECS	Eighteenth Century Studies Journal	30,000	57,198	50,000	22,802	-	22,802
1DCEVW	Ending Violence/Women on Campus	9,302	256,869	64,705	(182,862)	182,859	(3)
1DCFDR	COLA Faculty Desktop	-	66,882	50,000	(16,882)	22,341	5,459
1DCFVT	Fox Valley Technical College	166,382	166,566		(184)	442	258
1DCGCI	GCLAI	-	10,273	10,273	-	-	-
1DCITL	COLA IT Lab Fund	-	-	90,637	90,637	-	90,637
1DCJLB	Journalism Lab Fund	-	6,381	(52,059)	(58,440)	58,440	-
1DCLPD	COLA Lecturer Pedagogical Dev Fund	-	9,495	-	9,495	-	-
1DCMER	Music Equip Maintain/Replace	-	54,145	50,000	(4,145)	104,572	100,427
1DCMLB	Communication Media Lab HSSC	-	21,482	14,631	(6,851)	6,850	(1)
1DCMTR	Mock Trial Justice Studies Experien	8,000	6,359		1,641	408	2,049
1DCPUN	Project United Nations	-	3,649	4,500	851	2,821	3,672
1DCTIX	Performing Arts Box Office	192	1,017		(825)	7,916	7,091
1DD010	Oil Spill Response Short Course	-	-		-	37	37
1DD013	UNHSC Equip Maintenance Fund	-	31,039		(31,039)	62,066	31,027
1DD020	NUMIFORM 2019 Conference	-	6,875	10,000	3,125	68	3,193
1DD027	WERC Contest	-	-	(2,000)	(2,000)	4,039	2,039
1DD033	Earth Science Club	-	-		-	305	305
1DD036	Ctr for Spills in the Environment	-	-		-	4,630	4,630
1DD038	CEPS Career Counseling & Outreach	3,000	3,000		-	287	287
1DD041	Paleomagnetism Analysis (W.Clyde)	4,800	1,401		3,399	8,750	12,149
1DD043	Organic Syntheses	18,000	13,364		4,636	7,111	11,747
1DD046	Stormwater Demonstrations	899	11,026		(10,127)	26,586	16,459
1DD047	ICP Instrument	663	(4,711)		5,374	40,793	46,167
1DD048	Computational Mechanics Lab	-	(248)		248	-	248
1DD058	AttoM Lab	4,228	19,001		(14,773)	17,988	3,215
1DD061	Sedimentology Lab	-	(124)		124	188	312
1DD062	Cosmogenic Isotope Lab	14,270	9,831		4,439	13,963	18,402
1DD063	UNH Civil Engineer Alumni	-	17		(17)	36,885	36,868
1DD064	Astronomy Festival	1,286	1,523		(237)	237	-
1DD066	Tech Camp	191,345	193,418	2,000	(73)	73	-
1DD068	CEPS Alumni Society	-	-		-	10,608	10,608
1DD069	AUI 2012	-	149		(149)	153	4
1DD072	A-Lot Monitoring - Stormwater	-	-		-	12	12
1DD073	Nanostructured Polymers Res Ctr	4,720	12,186		(7,466)	9,238	1,772
1DD074	Usage Fees - FPF	-	2,943		(2,943)	3,402	459
1DD075	UCIRC	-	68,839	(3,732)	(72,571)	114,690	42,119
1DD076	CAMMI	-	45,351		(45,351)	54,798	9,447
1DD078	JOAMC Services	15,000	16,354	31,918	30,564	1,034	31,598
1DD079	CoRE IWG 2017-18	-	4,118		(4,118)	5,308	1,190
1DD080	CoRE IWG 2017-18 - Bauer	-	3,704		(3,704)	7,477	3,773
1DD081	CoRE IWG 2017-2018	-	4,405		(4,405)	9,880	5,475
1DD082	CoRE PRP 2017-2018 - Bryce	-	8,705		(8,705)	8,705	-
1DD083	CoRE PRP 2017-2018 - Kinsey	-	9,794		(9,794)	9,794	-
1DD085	CoRE PRP 2017-2018	-	4,031		(4,031)	4,031	-
1DD086	CoRE PRP Award - M Begum	-	6,733		(6,733)	6,733	-
1DD172	Harold Warren Quasi (Chemistry) PO	-	-	7,197	7,197	17,832	25,029
1DD316	Chemistry Stockroom	31,211	15,879		15,332	3,524	18,856
1DD405	Turbulence Workshop - Fall 2013	-	2,807		(2,807)	2,807	-
1DD406	EPIC Summer Camp	17,369	18,495	1,700	574	3	577
1DD407	MDPI Travel Fund	-	-		-	2,810	2,810
1DD408	OE Wave Tank	28,175	38,153		(9,978)	27,060	17,082
1DDENV	CEPS Environmental Engineering	-	66,643	43,887	(22,756)	24,318	1,562
1DDKEI	Chemical Engr Internally Designated	3,800	5,638		(1,838)	20,365	18,527
1DE002	Marketing Projects	17,500	16,686		814	4,863	5,677
1DE004	Decision Science Entrepreneur Intrn	20,400	16,248		4,152	43	4,195
1DE005	Post Tenure Fac Development	-	4,998		(4,998)	48,226	43,228
1DE337	Rosenberg Franchise Center	-	47,394	37,831	(9,563)	9,602	39
1DE357	Gourmet Dinner	23,175	25,139		(1,964)	1,972	8

UNIVERSITY SYSTEM OF NEW HAMPSHIRE
DETAILED STATEMENT OF CHANGES IN OTHER INTERNALLY DESIGNATED FUNDS
FOR THE PERIOD ENDED JUNE 30, 2019

Fund #	Fund Name	Fiscal Year 2019				Beginning	Ending
		Revenues	Expenditures	Transfers	Net Change	Fund Balance 6/30/2018	Fund Balance 6/30/2019
IDE3FP	Executive Programs Liquor					101	101
IDE500	Inquiry Course Program					58,143	58,143
IDE550	Social Venture Innovation Challenge					812	812
IDE700	Venkatachalam Undergrad Resrch Fund					62,563	62,563
IDE800	PAUL Discretionary Fund					7,712	7,712
IDE900	Associate Dean Support Fund					4,146	4,146
IDEHSP	Hospitality Sponsorship Fund					9,504	11,930
IDESPK	Spark Program			200	85	-	85
IDF001	Cardiac Rehab	12,191	15,986		(3,795)	14,113	10,318
IDF002	Outdoor Pursuits	6,550	9,426		(2,876)	6,748	3,872
IDF004	Scuba Program					115	115
IDF009	Community Testing		100		1,475	10,764	12,239
IDF011	Fireside Program					634	634
IDF012	Sports Studies					204	204
IDF016	Kinesiology Workshop/Conf	3,725	2,726		999	99,988	100,987
IDF017	Social Work Workshop/Conf	24,253	23,660		593	41,155	41,748
IDF018	Occupational Therapy Workshop	1,319	5,108		(3,789)	87,266	83,477
IDF019	RMP Workshop/Conference	24,920	14,518		10,402	109,480	119,882
IDF020	CD Workshop/Conference		6,762		(6,762)	82,216	75,454
IDF021	Nursing Workshop/Conference		24,849		(24,849)	116,239	91,390
IDF022	Family Studies Conference/Workshop		7,720		(7,720)	89,227	81,507
IDF023	HMP Workshop/Conferences					55,645	55,645
IDF025	Fac/Staff fitness		16,768	20,000	3,232	34,511	37,743
IDF026	Behavioral Healthcare		32		(32)	32	-
IDF027	IOD Training Workshops	31,797	24,250	399	7,946	7,492	15,438
IDF029	Northeast Passage Fee Income	406,286	714,833	205,000	(103,547)	146,457	42,910
IDF031	IHPP	20,800	307,083	276,682	(9,601)	184,448	174,847
IDF032	Healthy UNH		111,720	195,000	83,280	407,112	490,392
IDF033	Medicaid Claiming	123,614	77,451		46,163	5,164	51,327
IDF035	START	2,357,125	2,445,492	(17,528)	(105,895)	465,219	359,324
IDF036	Center on Aging & Community Living		1,597		(1,597)	19,774	18,177
IDF037	Center for Inclusive Education	301,357	320,028		(18,671)	21,174	2,503
IDF039	RENEW	611,767	552,355		59,412	95,171	154,583
IDF040	CSDC Conferences and Workshops					13,898	13,898
IDF044	Assistive Technology	5,761	1,472		4,289	32,229	36,518
IDF046	CACL Center Evaluation					40	40
IDF050	Seacoast Clinic	19	(895)		914	2,924	3,838
IDF051	Effective Supports			(7,164)	(7,164)	7,164	-
IDF052	Treatment to Reduce Head Impacts		676		(676)	676	-
IDG018	Council of Presidents		4,519		(4,519)	115,019	110,500
IDG024	Business Services Equip Replacement	1,373	8,546		(7,173)	38,259	31,086
IDG025	Comm Equity Diversity Equip Replmnt		1,268	15,500	14,232	7,500	21,732
IDG026	UNH Campus Climate Survey		59,431	59,431	-	-	-
IDG027	Human Resources Equipmnt Replacmn		2,647	36,465	33,818	-	33,818
IDG028	Central Admin BSC Equipmnt Replacmn		5,810	40,689	34,879	-	34,879
IDG029	Veterans Affair Reporting Fee	7,050	4,706		2,344	-	2,344
IDG403	VPFA Discretionary Fund			1,000	1,000	815	1,815
IDG447	UNH Communications Summit					805	805
IDG451	50 Yr Vietnam Commemorative Program			(2,169)	(2,169)	2,169	-
IDG452	Celebrate 150		79,851	79,851	-	-	-
IDG454	NAGPRA			15,000	15,000	25,054	40,054
IDGA38	NH Statewide Summit					119	119
IDGAFD	Affirmative Action Diversity Fund					203	203
IDGBSC	121 Tech Dr, Suite 111 - Operating		1,672	2,000	328	1,077	1,405
IDGIES	NH Statewide Inclusive Excellence		910		(910)	910	-
IDGMOS	MOSDEF: Men of Strngth Div Educ Fam	109			109	-	109
IDGNAL	NALA	1,071	2,566	650	(845)	849	4
IDH101	UNHL Clinic Improvements	5,745	3,840		1,905	-	1,905
IDH310	UNHL Dean's Discretionary Fund		3,738	4,000	262	-	262
IDH430	UNHL - Craig Fellowships	11,100	10,462		638	1,944	2,582
IDH450	International Recruitment-Law		22,171	85,000	62,829	-	62,829
IDHWIP	WIPO-Franklin Pierce IP Summer Inst	(1)			(1)	49,382	49,381
IDJ163	Dairy Club	2,115	1,733		382	2,492	2,874
IDJ174	Oxfam UNH		(1)		1	174	175
IDJ209	Active Minds UNH					2,142	2,142
IDJ291	Lambda Chi Alpha					1,159	1,159
IDJ292	Xi Sigma Pi	361			361	1,077	1,438
IDJ293	Geocaching Club					69	69
IDJG37	Outdoor Equipment	1,281			1,281	3,243	4,524
IDL003	Small Workshops	3		500	503	18,796	19,299
IDL004	Bookstore					65,690	65,690
IDLG01	URI Library School Account					16,101	16,101
IDL MUS	Museum Surplus Fund					112	112
IDL PGE	Ralph Page Dance Event					232	232
IDL SPC	Special Collections	4,913	6,665		(1,752)	11,753	10,001
IDL STE	Library Strategic Investment			500,000	500,000	603	500,603
IDM3FX	Alumni					291	291
IDM3MD	Dean's Discretionary Fund		3,183	5,000	1,817	1,066	2,883
IDM DMC	Design-Make-Code					1,882	1,882
IDM ESP	Engagement STEM Partnerships					7,027	7,027
IDM ITR	IT Reserve					1,364	1,364
IDM OUT	Outreach Scholarship Grants					683	683
IDM SDL	STEM Discovery Lab	6,025	108,738	100,266	(2,447)	2,447	-
IDM STE	STEM Evaluation					7,078	7,078
IDM STP	UNHM Strategic Planning (Huron)			2,838	2,838	287	3,125
IDP001	UNH Police Drug Forfeiture	15,292	2,150		13,142	20,200	33,342
IDP002	Federal Drug Forfeiture-DOJ	2,180	285		1,895	1,519	3,414
IDP003	UNH Police Dispatch Equipment Repl		54,384	158,195	103,811	-	103,811
IDPEQP	Police Equip & Supply Replacement		49,744	50,000	256	28,267	28,523
IDR001	VP Research Discretionary		981	1,000	19	547	566
IDR003	UNHI Internally Designated fund			(405)	(405)	405	-

UNIVERSITY SYSTEM OF NEW HAMPSHIRE
DETAILED STATEMENT OF CHANGES IN OTHER INTERNALLY DESIGNATED FUNDS
FOR THE PERIOD ENDED JUNE 30, 2019

Fund #	Fund Name	Fiscal Year 2019				Beginning	Ending
		Revenues	Expenditures	Transfers	Net Change	Fund Balance 6/30/2018	Fund Balance 6/30/2019
1DR005	Patent Support Costs	94,466	12,964	(175,577)	(94,075)	201,464	107,389
1DR007	Royalties Receipts	-	-	-	-	4,280	4,280
1DRCDM	RCC Data Management	-	38,655	38,655	-	-	-
1DRCOR	CoRE Awards	-	284,094	284,094	-	-	-
1DREDG	The Edge @ UNH	-	36,988	36,988	-	-	-
1DREHL	OEHS Legacy HazMat - Spaulding	-	-	32,760	32,760	-	32,760
1DREHM	EH&S Emergency Mitigation Fund	-	49,689	68,336	18,647	1,988	20,635
1DREHS	Environmental Legal Settlements	-	10,117	-	(10,117)	13,798	3,681
1DRIOC	UNH Connectivity Center	-	68,672	15,991	(52,681)	52,681	-
1DRNIH	Up2NIH Research Development Program	-	(429)	(429)	-	-	-
1DRNSF	Making Your NSF-Forts Count	-	-	-	-	1,532	1,532
1DRPRC	Prevention Innovation Research Ctr	-	1,440	229,000	227,560	-	227,560
1DRSCH	Scholars at UNH	-	265,648	265,648	-	-	-
1DRUSI	UIC Stable Isotope	6,298	11,318	-	(5,020)	11,105	6,085
1DS023	Friends of Skiing	-	-	-	-	30,319	30,319
1DS035	Friends of Men's CC - Track	-	1,705	-	(1,705)	1,705	-
1DS054	UNH Gym Cat Club (Gymnastics)	-	3,020	-	(3,020)	3,020	-
1DSDIS	Athletic Dir Discretionary Fnd	-	3,354	5,000	1,646	336	1,982
1DSHOC	Hockey Discretionary Fund	-	-	-	-	15,665	15,665
1DSSF1	Production Control Room Expansion	-	-	-	-	102	102
1DU001	Int Designated Bud-Proj Adjs	-	-	(5,465,338)	(5,465,338)	(3,470,171)	(8,935,509)
1DU005	Executive Search Funds	-	5,951	50,000	44,049	-	44,049
1DU012	Downtown Durham Dev Consulting	-	75,108	75,108	-	-	-
1DU321	William Wade Perkins Quasi Payout	5,625	-	-	5,625	10,176	15,801
1DU322	Genevieve Clark-Internat'l Studies	25,753	-	-	25,753	60,234	85,987
1DUSAC	Student Awards Compensation Fund	-	-	(992)	(992)	992	-
1DWEMD	Enrollment Mgt Discretionary	-	426	1,000	574	446	1,020
1DWFAO	Financial Aid Projects	-	(1)	50,000	50,001	-	50,001
1DWINT	International Initiatives	1,472	146,337	161,435	16,570	-	16,570
1DX2AD	Coop Ex Administration	13,238	4,691	-	8,547	41,877	50,424
1DX2AQ	Extnesion Fisheries Training	-	1,293	-	(1,293)	15,486	14,193
1DX2AT	Agriculture Training	-	856	-	(856)	1,673	817
1DX2BI	Natural Resources Business Institut	1,150	755	-	395	8,619	9,014
1DX2CC	Community Conservation Prgm	-	1,083	-	(1,083)	7,331	6,248
1DX2DG	Extension Diagnostic Services	4,001	3,029	-	972	42,957	43,929
1DX2EG	Greenhouse and Floriculture	-	-	-	-	2,329	2,329
1DX2FD	NH 4-H Foundation	21,746	35,356	-	(13,610)	16,535	2,925
1DX2FS	Food Safety Program	29,343	26,560	-	2,783	16,435	19,218
1DX2FT	Forestry Training	8,303	7,892	-	411	839	1,250
1DX2GB	Coastal Research Volunteer Program	-	6	-	(6)	281	275
1DX2HM	Holistic Management Program	-	892	-	(892)	8,239	7,347
1DX2IP	IPM News	-	-	-	-	3,197	3,197
1DX2LL	Lakes Lay Monitoring Prog	68,137	44,912	-	23,225	34,485	57,710
1DX2NT	Coop Ext-Nutrition Training	-	530	-	(530)	3,950	3,420
1DX2PB	CE Publication Center	6,806	4,632	1,487	3,661	15,292	18,953
1DX2PC	Peterson Cruise	2,095	2,571	-	(476)	2,973	2,497
1DX2SA	Soil Analysis Information System	51,103	29,789	-	21,314	10,319	31,633
1DX2SP	Youth and Family	-	572	-	(572)	1,041	469
1DX2TA	Military Youth & Family Program	-	-	-	-	265	265
1DX2XQ	Water Quality Training	10,510	16,685	-	(6,175)	23,257	17,082
1DXBLK	Belknap County	-	332	-	(332)	44,481	44,149
1DXCAN	Agriculture & Natural Res Business	300	743	-	(443)	1,165	722
1DXCED	Community Development	25,790	40,298	-	(14,508)	27,989	13,481
1DXCEG	Ocean Engineering	-	-	-	-	302	302
1DXCET	Economic Development	3,329	443	-	2,886	142	3,028
1DXCNS	Citizen Science	1,131	236	-	895	396	1,291
1DXCRL	Carroll County	-	392	-	(392)	1,277	885
1DXCSR	Cheshire County	-	-	-	-	1,332	1,332
1DXCYF	Youth Families & Communities	-	-	-	-	1	1
1DXDVC	Double Value Coupon Program	5,000	5,313	-	(313)	313	-
1DXEDC	Education Center and Info Line	1,089	1,032	-	57	5,347	5,404
1DXFAH	Dairy, Livestock and Forage Crops	2,650	2,871	-	(221)	2,809	2,588
1DXFAS	4-H Animal Science Programs	16,605	17,711	-	(1,106)	4,854	3,748
1DXFDP	Food and Ag Programs	11,064	9,629	-	1,435	6,265	7,700
1DXFFS	Food Safety	1,495	1,028	-	467	4	471
1DXFFV	Fruit & Vegetable Crop Production	5,758	13,889	-	(8,131)	14,795	6,664
1DXFJE	NRS & MG Joint Cont Ed Committee	1,748	4,376	-	(2,628)	6,562	3,934
1DXFLG	Landscape & Greenhouse Horticulture	21,714	19,983	-	1,731	13,840	15,571
1DXFMG	NH Master Gardener Alumni Assoc.	12,845	12,792	(481)	(428)	9,842	9,414
1DXFSS	NH 4-H Shooting Sports	1,850	1,038	-	812	-	812
1DXFTL	4-H Teen Leadership Programs	48,618	46,354	-	2,264	-	2,264
1DXGFT	Grafton County	40	409	-	(369)	3,216	2,847
1DXHLB	Hillsborough County	4,201	2,596	-	1,605	10,806	12,411
1DXMRK	Merrimack County	-	(17)	-	17	1,645	1,662
1DXMTA	Multi-trophic Aquaculture	-	-	-	-	1,456	1,456
1DXNCN	Communities & Natural Resources	1,635	2,618	(3,984)	(4,967)	7,994	3,027
1DXNFR	Forest Resources	21,008	12,861	-	8,147	13,842	21,989
1DXNRS	Natural Resources Stewards	5,930	3,826	-	2,104	8,059	10,163
1DXNWF	Fisheries and Aquaculture	1,510	2,841	3,984	2,653	375	3,028
1DXPST	Pesticide Applicator Training	75,105	53,635	-	21,470	74,891	96,361
1DXRCK	Rockingham County	20	238	-	(218)	7,874	7,656
1DXSLV	Sullivan County	899	85	-	814	30	844
1DXSSP	Saving Special Places	18,815	11,400	-	7,415	18,606	26,021
1DXSTF	Stafford County	-	-	-	-	27	27
1DXSWC	Stormwater Center	3,158	-	-	3,158	5,437	8,595
1DXYFH	4-H Youth Development	18,178	24,115	1,250	(4,687)	5,684	997
1DXYHL	Healthy Living & Nutrition Ed	6,276	8,890	3,500	886	3,873	4,759
1DXYPL	Child, Youth & Family Resiliency	630	90	-	540	4,330	4,870
1DXYSL	Science Literacy	2,109	2,414	-	(305)	8,636	8,331
1DXYTA	Rockingham County WS	-	-	-	-	-	-
1DXYTP	Afterschool Programs	3,711	10,137	1,500	(4,926)	12,573	7,647

UNIVERSITY SYSTEM OF NEW HAMPSHIRE
DETAILED STATEMENT OF CHANGES IN OTHER INTERNALLY DESIGNATED FUNDS
FOR THE PERIOD ENDED JUNE 30, 2019

Fund #	Fund Name	Fiscal Year 2019				Beginning	Ending
		Revenues	Expenditures	Transfers	Net Change	Fund Balance 6/30/2018	Fund Balance 6/30/2019
1DZ037	Shallow Water Survey Conference	-	-	-	-	15,620	15,620
1DZ360	Marine Program Pier	21,875	(1,449)	-	23,324	65,194	88,518
1DZAMB	Coastal & Ocean Technology Programs	-	(1,524)	-	1,524	4,534	6,058
1DZAMC	AMAC Service Center	40,800	12,896	-	27,904	113,834	141,738
1DZARC	Geographic Information Systems(GIS)	11,040	6,943	-	4,097	5,099	9,196
1DZASB	IPY Outreach	-	-	-	-	155	155
1DZCB0	CBASS Recharge	-	-	-	-	1,451	1,451
1DZDIS	EOS Discretionary	-	997	997	-	-	-
1DZFRM	EOS Freezer Repair and Maintenance	-	49	-	(49)	226	177
1DZFWW	Forest Watch Workshops	-	-	-	-	59	59
1DZGSR	Gulf Surveyor Rates	9,803	5,477	1,000	5,326	1,185	6,511
1DZMAC	SSC Machine Shop	-	175,469	174,812	(657)	657	-
1DZMCB	SUGAR KELP - MICHAEL CHAMBERS	-	-	-	-	30	30
1DZMSA	Marine School Administration	4,894	35,907	-	(31,013)	71,831	40,818
1DZMSB	Small Boat Repair and Replacement	5,094	877	-	4,217	9,013	13,230
1DZMSC	Coastal Marine Laboratory	-	(655)	-	655	9,907	10,562
1DZMSD	SMSOE Diving Program	9,800	11,576	-	(1,776)	15,405	13,629
1DZMSE	Marine School Education	83,161	87,654	(2,297)	(6,790)	50,695	43,905
1DZMSG	Gulf Challenger Operations	77,819	83,337	-	(5,518)	80,450	74,932
1DZMSL	Shoals Marine Lab Director	54	1,290	1,368	132	46,706	46,838
1DZMSM	SHOALS MARINE LAB ACTIVITIES	25,900	27,262	548	(814)	14,292	13,478
1DZMSV	SMSOE Vehicles	600	2,743	-	(2,143)	2,483	340
1DZSAB	Sea Grant Publication Activity	-	-	-	-	3,430	3,430
1DZSMS	Shoals Marine Laboratory Store	23,407	14,546	-	8,861	-	8,861
1DZSPC	Paul Chair Salary Offset	-	109,542	109,542	-	-	-
1DZSTM	STEM Initiative	-	8,745	-	(8,745)	58,048	49,303
1DZWKS	CCOM JHS Workshops	-	-	-	-	1,193	1,193
	Subtotal without Affiliated Entities	8,263,722	11,176,531	(2,699,711)	(5,612,520)	7,457,474	1,844,954
4DFADJ	UNHF Int Desig Adjustments	-	(33,812)	(33,812)	-	-	-
4DG070	UNH Foundation/Fundraising	2,088,096	4,584,050	2,324,968	(170,986)	1,386,276	1,215,290
4DG170	UNHF Internally Designated	19,870	4,022	(79,851)	(64,003)	491,950	427,947
	TOTAL OTHER INTERNALLY DESIGNATED (<\$500K)	10,371,688	15,730,791	(488,406)	(5,847,509)	9,335,700	3,488,191
TOTAL UNIVERSITY OF NEW HAMPSHIRE		20,363,253	28,381,450	1,793,211	(6,224,986)	66,761,474	60,536,488

PLYMOUTH STATE UNIVERSITY

FACULTY SUPPORT (INCLUDING F&A RETURN)

6DAACJ	INDC-ASC-Jason Cordeira	-	2,301	1,739	(562)	7,443	6,881
6DAAHE	INDC-ASC Hoffman, Eric	-	909	1,848	939	1,261	2,200
6DAAKE	INDC-ASC-E Kelsey	-	1,337	807	(530)	734	204
6DAAMS	INDC-ASC-Samuel Miller	-	138	-	(138)	3,174	3,036
6DAASC	INDC-XD-Meteorology	-	(530)	72	602	6,384	6,986
6DABCC	INDC-Biology-Chabot	-	778	1,762	984	13,407	14,391
6DABIO	INDC-Dept Biological Sciences	-	-	3,785	3,785	17,689	21,474
6DABSM	INDC-Biology - Son, Mike	-	-	(2,294)	(2,294)	2,294	-
6DACFD	Indir Cost Share-Res&Innov 001	-	-	-	-	44	44
6DACFE	Indir Cost Share-Res&Innov	-	28,616	10,967	(17,649)	36,632	18,983
6DACFG	Indir Cost Share-Res&Innov 002	-	627	-	(627)	1,708	1,081
6DACFL	Indir Cost Share-Res&Innov 003	-	-	-	-	312	312
6DACRP	Indir Cost Share-Res&Innov 006	-	-	-	-	16,322	14,405
6DACRS	Indir Cost Share-Res&Innov 007	-	1,917	-	(1,917)	284	284
6DACVA	Indir Cost Share-Res&Innov 009	-	130	1,186	1,056	782	1,838
6DAEEB	Indir Cost Share-Res&Innov 010	-	-	-	-	425	425
6DAEPM	INDC-Cntr for Env-Prun, M	-	-	-	-	3,017	3,017
6DAF02	Agrotopias: Popul Control and Sust	-	774	-	(774)	774	-
6DAF03	Breast Cancer Survivorship Program	-	78	-	(78)	786	708
6DAF04	Local Land Use Plan & Conservation	-	1,489	-	(1,489)	1,489	-
6DAF05	Cannabis Tourism in Las Vegas	-	8,661	7,500	(1,161)	1,255	94
6DAF06	Watershed Approaches to DDT	-	3,533	7,200	3,667	4,835	8,502
6DAF07	Nutrition Trans of Rur-Urb Linkages	-	8,446	8,734	288	-	288
6DAF08	Montane Mexico and Central America	-	3,469	10,640	7,171	292	7,463
6DAF09	English-Learner Teacher Advocacy	-	5,887	5,887	-	-	-
6DAFRF	Mt Washington Observatory Position	85,379	45,325	(40,054)	-	-	-
6DAHAI	INDC Health & Human Enrich INBRE	-	263	1,195	932	-	932
6DAHHP	INDC-Dept-HHP	-	-	597	597	1,364	1,961
6DAHJD	Center for Active Living	-	315	-	(315)	4,369	4,054
6DAHPK	INDC-HHP-M King	-	-	-	-	3,175	3,175
6DAINB	INDC-INBRE Admin	-	2,962	4,988	2,026	13,442	15,468
6DAIND	INDC-Provost Office	-	9,501	19,743	10,242	65,835	76,077
6DARAB	INDC-CRP-Benoni Amsden	-	3,616	-	(3,616)	3,618	2
6DAXDI	INDC Exploration & Discovery INBRE	-	23	1,249	1,226	-	1,226
6DARGT	INDC-CRP-Guldbrandson T	-	241	-	(241)	377	136
	TOTAL FACULTY SUPPORT (INCLUDING F&A RETURN)	85,379	130,806	47,551	2,124	213,523	215,647

STRATEGIC INITIATIVES

6DFMP1	Special Projects	51,392	39,000	870,453	882,845	1,374,956	2,257,801
6DGONE	One-time Expenses	-	552,808	496,358	(56,450)	56,450	-
6DGRIF	PSU Restructuring Investment Fund	-	537,403	537,403	-	-	-
6DPRIF	President's Innovation Fund	-	339,720	339,720	-	-	-
	TOTAL STRATEGIC INITIATIVES	51,392	1,468,931	2,243,934	826,395	1,431,406	2,257,801

UNRESTRICTED GIFTS/BEQUESTS

6D0ADJ	PSU Int Desig Adjustments	(5,667)	(848,704)	(848,704)	(5,667)	9,569	3,902
6DCAFG	Annual Fund Grad Scholarships	-	-	-	-	2,155	2,155
6DCAFU	Annual Fund Unrestricted	90,293	-	(90,293)	-	-	-
6DCE07	AllWell Ice Arena Endow Payout Fund	-	-	-	-	10	10
6DCE44	PSUAA Scholarship-Unrestrict Funds	-	-	-	-	5,184	5,184
6DCIMG	Imagine A Way Unrestricted Gifts	6,000	-	(4,000)	2,000	2,000	4,000
6DCIMS	Imagine A Way Designated for Schol	-	-	-	-	1,492	1,492
	TOTAL UNRESTRICTED GIFTS/BEQUESTS	90,626	(848,704)	(942,996)	(3,666)	20,410	16,744

UNIVERSITY SYSTEM OF NEW HAMPSHIRE
DETAILED STATEMENT OF CHANGES IN OTHER INTERNALLY DESIGNATED FUNDS
FOR THE PERIOD ENDED JUNE 30, 2019

Fund #	Fund Name	Fiscal Year 2019				Beginning	Ending
		Revenues	Expenditures	Transfers	Net Change	Fund Balance 6/30/2018	Fund Balance 6/30/2019
<u>IT INITIATIVES</u>							
6DFECM	Ecommerce	-	-	-	-	11,195	11,195
6DFITP	ITS Equipment	6,485	411,077	(2,860,020)	(3,264,612)	3,264,612	-
6DFREC	ITS Technology	-	405,181	(593,395)	(998,576)	1,015,250	16,674
	TOTAL IT INITIATIVES	6,485	816,258	(3,453,415)	(4,263,188)	4,291,057	27,869
<u>STUDENT ACTIVITY FUNDS</u>							
6DAPAT	Pi Gamma Mu	-	-	-	-	64	64
6DASTD	Sigma Tau Delta Honor Society	200	475	-	(275)	759	484
6DATAT	Arts and Technology Program Trips	11,200	11,166	-	34	-	34
6DATRP	Soc Sci - Nicaragua FY15	-	-	-	-	957	957
6DATTE	Tourism, Env, Sust Dev Prgm Trips	23,700	23,700	-	-	-	-
6DCCLS	2011 Campus Community Leader Schl	5,132	6,000	-	(868)	8,157	7,289
6DSSCH	Student Senate Scholarship	21,657	-	-	21,657	39,065	60,722
6DT120	PSU Student Activities Accounting	861,033	738,811	(46,530)	75,692	647,913	723,605
6DTADP	Kappa Delta Pi	-	-	-	-	1,065	1,065
6DTAPS	Alpha Phi Sigma	2,780	3,470	-	(690)	2,258	1,568
6DTAPT	Student Apts	-	-	(9,764)	(9,764)	9,764	-
6DTBEL	Belknap	-	-	(2,126)	(2,126)	2,126	-
6DTGAZ	EtaSigmaGamma/Eating Disorder Conf	29,436	32,678	-	(3,242)	74,362	71,120
6DTIFS	International Film Series	-	-	-	-	291	291
6DTLAN	Langdon Woods Apts	-	-	(4,963)	(4,963)	4,963	-
6DTMLH	Mary Lyon Hall	-	-	(121)	(121)	121	-
6DTMPS	PSU Marketing Association (MAPS)	2,600	5,120	3,731	1,211	-	1,211
6DTPCH	Psi Chi	785	858	-	(73)	787	714
6DTPEK	Phi Epsilon Kappa Honor Society	-	-	-	-	484	484
6DTPEM	Pemi Dorm	-	-	(222)	(222)	222	-
6DTPKP	Phi Kappa Phi	795	1,180	-	(385)	2,401	2,016
6DTSMT	Smith Dorm	-	-	(382)	(382)	382	-
	TOTAL STUDENT ACTIVITY FUNDS	959,318	823,458	(60,377)	75,483	796,141	871,624
<u>INVESTMENTS IN INVENTORIES</u>							
6DGINV	PSU Inventories	-	-	10,485	10,485	203,477	213,962
	TOTAL INVESTMENTS IN INVENTORIES	-	-	10,485	10,485	203,477	213,962
<u>FUNDRAISING INITIATIVES</u>							
6DCAIN	Advancement Initiatives & Disc	-	161,794	227,956	66,162	509,492	575,654
	TOTAL FUNDRAISING INITIATIVES	-	161,794	227,956	66,162	509,492	575,654
<u>PSU ATHLETICS</u>							
6DH140	Athletics	51,501	21,300	39,399	69,600	441,980	511,580
6DH145	Athletics Post Season	18,815	74,355	80,000	24,460	20,389	44,849
6DHCAL	Athletics Calendar Project	-	-	(920)	(920)	920	-
6DHEQU	Athletic Equipment-unreturned	-	-	(8,479)	(8,479)	8,479	-
6DHERP	Athl Equip Replacmnt (Laundry)	-	-	(30,000)	(30,000)	30,000	-
6DHIHM	Affiliate-Men's Ice Hockey Team	-	-	-	-	2,555	2,555
	TOTAL PSU ATHLETICS	70,316	95,655	80,000	54,661	504,323	558,984
<u>OTHER INTERNALLY DESIGNATED (<\$500K)</u>							
6D0PRJ	PSU Designated Funds-Projections	(33,366)	-	-	(33,366)	33,366	-
6DA2SA	Model UN Class Trip	-	-	-	-	962	962
6DAAHP	Amer Alli-Health,PE,Rec,&Dance	-	-	(20,580)	(20,580)	20,580	-
6DAANE	Anthology English Dept	-	-	-	-	8,510	8,510
6DAART	Art Dept Fund Raising	-	-	-	-	9,161	9,161
6DABAP	MTD Dept Course Fees	-	200	-	(200)	200	-
6DABCF	Biology Course Fees	20,005	20,180	-	(175)	4,921	4,746
6DABPP	Sally Boland Poetry Publication	-	-	(880)	(880)	880	-
6DACAS	Academic Planning	-	-	(95,460)	(95,460)	95,460	-
6DACBA	CoBA Course Fees	9,015	-	(25,131)	(16,116)	16,116	-
6DACBI	Business Program Innovations	-	-	(49,672)	(49,672)	49,672	-
6DACCD	Academic Accreditation	-	-	(8,374)	(8,374)	8,374	-
6DACCS	Study Abroad	-	-	-	-	376	376
6DACDP	Child Dev Family Cntr Projects	80	-	-	80	20,562	20,642
6DACEC	Continuing Ed Course Fees	-	-	(920)	(920)	920	-
6DACER	Capital Equipment Replacement	-	7,338	10,700	3,362	85,600	88,962
6DACFN	Ctr Research & Innov - Conferences	9,220	11,044	-	(1,824)	14,253	12,429
6DACFR	Business Program Events	1,926	945	-	981	4,013	4,994
6DACHI	Chi Sigma Iota-NHS for Counselors	660	440	-	220	1,430	1,650
6DACHT	Choral Activities	37,195	30,388	-	6,807	-	6,807
6DACNF	Academic Conferences	-	-	(50)	(50)	50	-
6DACRD	ICE-Course Redesign	-	-	(2,635)	(2,635)	2,635	-
6DACRW	The Bagley Center Wrkshps	-	-	-	-	3,188	3,188
6DADEP	Drerup Exhibit Project	-	-	-	-	513	513
6DADPS	Dance Premier Series	47,513	35,716	-	11,797	17,815	29,612
6DAE4C	E4 Coalition	-	-	-	-	680	680
6DAECO	ICE-ECO House	-	-	(30,352)	(30,352)	30,352	-
6DAEHH	College of Ed, H & HS Innovations	-	-	(569)	(569)	569	-
6DAENV	INDC-Environ Science & Policy	-	663	1,188	525	7,268	7,793
6DAESP	Environ Sci & Policy Course Fees	12,481	13,748	920	(347)	1,294	947
6DAF10	Endangered Species & Printmaking	-	4,044	5,000	956	8	964
6DAF11	PSU Herbarium Digitization	(584)	4,555	6,782	1,643	651	2,294
6DAF12	Yurewicz FY19 RAC	-	7,792	8,193	401	-	401
6DAGLI	Gilder-Lehrman Inst-NH Hist Teacher	-	-	-	-	260	260
6DAGPL	Graduate Planning	-	-	(100,463)	(100,463)	100,463	-
6DAHDM	D&M Collection	-	-	-	-	3,455	3,455
6DAHDM	HHP Equipment & Maintenance	-	11	2,520	2,509	29,240	31,749
6DAHGA	HHE Athletic Training Grad Asst	45,430	22,508	7,989	30,911	32,388	63,299
6DAHPC	HHE Course Fees	8,665	9,106	-	(441)	2,743	2,302
6DAHPC	Athletic Training Program Fees	2,000	837	-	1,163	-	1,163
6DAINT	Academic Initiatives	-	98,064	385,291	287,227	13,060	300,287
6DALSP	Library Special Projects	-	1,250	5,000	3,750	-	3,750

**UNIVERSITY SYSTEM OF NEW HAMPSHIRE
DETAILED STATEMENT OF CHANGES IN OTHER INTERNALLY DESIGNATED FUNDS
FOR THE PERIOD ENDED JUNE 30, 2019**

Fund #	Fund Name	Fiscal Year 2019				Beginning	Ending
		Revenues	Expenditures	Transfers	Net Change	Fund Balance 6/30/2018	Fund Balance 6/30/2019
6DAMFL	MindFlight		100		(100)	100	-
6DAMIN	Musical Instrument Purch Replcmt	300	1,736	11,003	9,567	25,621	35,188
6DAMPS	Morgridge Fam Opp Schol Supprt	-	-	-	-	809	809
6DAMTD	Music Theatre Dance Spec Projs	-	929	-	(929)	929	-
6DAMTH	Math Department - Misc	-	-	-	-	3,487	3,487
6DAMWM	Museum of the Wht Mtns Sales	4,349	2,569	2,524	4,304	13,091	17,395
6DANHD	National History Day	7,565	5,036	-	2,529	9,363	11,892
6DANUR	Nursing Program Equip Maint & Repl	-	-	10,001	10,001	17,040	27,041
6DAOWL	USNH Dir Organizational Wellness	-	-	(1,336)	(1,336)	1,336	-
6DAPER	Percussion Ensemble	306	440	-	(134)	3,132	2,998
6DAPLN	Planetarium	125	323	-	(198)	2,739	2,541
6DAPMN	Piano Monster	70	15,325	(3)	(15,258)	15,258	-
6DAPOL	Pollyanna Royalties	-	400	-	(400)	400	-
6DAPRF	University Professorship Awards	-	-	(819)	(819)	819	-
6DAPRG	Program Development	-	-	(2,257)	(2,257)	2,257	-
6DAREG	Reggae-Equal Rights/Soc Chng	-	-	-	-	3,523	3,523
6DAREN	Athletic Training Equip Replacement	-	(7,542)	-	7,542	3,840	11,382
6DARTC	Art Dept Course Fees	47,176	46,595	-	581	3,196	3,777
6DARTG	Art Gallery Sales	550	445	-	105	3,125	3,230
6DARUR	Center for Rural Partnerships	-	-	-	-	6,773	6,773
6DASAI	Study Abroad Italy-Sorrento	-	-	-	-	4,446	4,446
6DASCC	ASC Dept Course Fees	-	-	(3,596)	(3,596)	3,596	-
6DASCS	College Arts & Sciences Innovations	-	-	(20,568)	(20,568)	20,568	-
6DASS2	Social Science-Events 2	990	1,360	-	(370)	419	49
6DATAF	India Trip	-	-	-	-	252	252
6DATEK	TEKSCAN-Collag Resrch Agreement	1,335	7,003	-	(5,668)	5,668	-
6DATIL	HPER Tilton School Grad Assistant	-	-	(7,989)	(7,989)	7,989	-
6DATNM	DOCS Trips #1	-	-	-	-	5,255	5,255
6DATPR	Ecuador Trip-Reitsma	-	-	-	-	1,051	1,051
6DATRM	Scotland-Starbuck	-	-	-	-	517	517
6DATSW	Dominican Republic-M Toms	-	-	-	-	1,031	1,031
6DAWAT	Community Programming	-	-	-	-	472	472
6DAWCJ	Writing Center Journal	-	-	-	-	218	218
6DAXDC	Chemistry Prog Equip Maint & Repl	-	2,260	15,017	12,757	-	12,757
6DAXDM	Meteorology Prog Equip Maint & Repl	3,000	-	6,079	9,079	-	9,079
6DBNHA	NH Interscholastic Athl Assoc	-	-	-	-	2,136	2,136
6DBPPE	Physical Plant Equip Replacement	-	172,868	189,102	16,234	236,548	252,782
6DBTRV	PSU Travel Bureau	-	-	(47,822)	(47,822)	47,822	-
6DCADD	Alumni Initiatives & Discretionary	32,194	121,790	54,800	(34,796)	38,684	3,888
6DCE59	William C & Helen C Gray Fund	1,792	-	-	1,792	2,833	4,625
6DCGCO	Graduating Class Trip-Odd Year	-	-	-	-	969	969
6DCPIN	President's Initiative Fund	-	-	(3,312)	(3,312)	3,312	-
6DCSAD	Search-VP Advancement	-	-	(177)	(177)	177	-
6DFCAR	Carbon Commission	-	-	(8,128)	(8,128)	8,128	-
6DFCSH	Cost Share Funding Source	-	-	(16,364)	(16,364)	16,364	-
6DFINT	VPFA Initiatives	-	-	-	-	43,735	43,735
6DFMAL	PSU Mail Services	-	10,745	4,000	(6,745)	47,479	40,734
6DFSAT	Trip-Nursing	-	-	(1)	(1)	1	-
6DFSAT	Study Away Programs	-	25	-	(25)	6,958	6,933
6DFTSM	Tourism PSU	-	-	(49)	(49)	49	-
6DGHIG	Highland Hall - Rental Space	91,364	36,316	-	55,048	-	55,048
6DHABB	Baseball Sport Camps	1	484	-	(483)	4,262	3,779
6DHAMB	Men's Basketball-Sports Camps	1,600	1,285	-	315	-	315
6DHASC	Softball Sports Camps	6,865	6,865	-	-	-	-
6DHAVB	Volleyball-Sports Camps	10,619	12,801	-	(2,182)	10,519	8,337
6DHAWB	Women's Basketball-Sports Camps	2,463	3,327	-	(864)	1,292	428
6DHAWL	Womens Lacrosse-Sports Camp	1,320	-	-	1,320	4,920	6,240
6DHAWR	Wrestling Sports Camps	440	-	-	440	491	931
6DHSPT	PE Center Outreach Programs	2,056	846	-	1,210	9,519	10,729
6DPDES	President Discretionary Fund	-	6,834	6,000	(834)	20,378	19,544
6DPDNC	President-Donor Cultivation	-	-	(5,628)	(5,628)	5,628	-
6DPRBA	PSU Retiree Book Awards	-	-	250	250	1,217	1,467
6DSADP	Admission Innovation	-	42,189	10,000	(32,189)	117,228	85,039
6DSCON	Events Discretionary Fund	745	2,162	1,500	83	-	83
6DSHSR	Health Services	-	99,871	-	(99,871)	99,871	-
6DSJAF	Student Conduct	21,450	51,110	-	(29,660)	40,093	10,433
6DTCAN	Canadian Studies	-	-	-	-	473	473
6DTCDV	Commission on Diversity	-	-	(4,791)	(4,791)	4,791	-
6DTCSH	Costume Shop	-	-	-	-	957	957
6DTGTU	Gamma Theta Upsilon Honor Society	-	-	-	-	141	141
6DTMER	Merrill Place	-	3,191	-	(3,191)	3,190	(1)
6DTICS	International Trip-Community Service	16,382	22,801	-	(6,419)	9,044	2,625
6DTPAT	PAT-Meeting Support	-	-	-	-	64	64
6DTS2	Sustainability #2-Acad Trips	-	-	-	-	793	793
6DTSAT	Sustainability-Academic Trips	-	-	-	-	6,374	6,374
6DTSCD	Society Scholarly Dialogue	-	-	(11,935)	(11,935)	11,935	-
6DTWOM	Comm on the Stat of Women	300	1,142	1,000	158	2,359	2,517
6DUPDV	Police Vehicle Replacement	-	-	41,005	41,005	-	41,005
6DTWPC	WPCR - NHPR	-	-	-	-	13,353	13,353
TOTAL OTHER INTERNALLY DESIGNATED (<\$500K)		415,597	942,460	316,007	(210,856)	1,614,395	1,403,539
TOTAL PLYMOUTH STATE UNIVERSITY		1,679,113	3,590,658	(1,530,855)	(3,442,400)	9,584,224	6,141,824

KEENE STATE COLLEGE

FACULTY SUPPORT (INCLUDING F&A RETURN)

5DA101	VPAA Indirect		16,576	93,064	76,488	397,359	473,847
5DA104	Faculty Development		42,354	55,000	12,646	82,923	95,569
5DA118	Grants Office Indirect Recoveries		539	27,345	26,806	80,639	107,445
5DF101	Faculty Enrichment		-	-	-	14,183	14,183

UNIVERSITY SYSTEM OF NEW HAMPSHIRE
DETAILED STATEMENT OF CHANGES IN OTHER INTERNALLY DESIGNATED FUNDS
FOR THE PERIOD ENDED JUNE 30, 2019

Fund #	Fund Name	Fiscal Year 2019				Beginning	Ending
		Revenues	Expenditures	Transfers	Net Change	Fund Balance 6/30/2018	Fund Balance 6/30/2019
5DH101	Arts & Humanities Indirect Cost	-	-	-	-	12,321	12,321
5DH107	Jonathan Daniels	-	-	-	-	1,096	1,096
5DL100	Library Ind. Cost Distrib Int. Desi	-	-	-	-	2,500	2,500
5DP101	Professional Studies Indirect Cost	-	13,982	48,823	34,841	116,889	151,730
5DP116	Safety Indirect Recoveries	-	-	-	-	2,645	2,645
5DP124	Education Indirect Cost	-	2,897	4,017	1,120	46	1,166
5DP125	Public Health Indirect Cost	-	1,650	1,678	28	-	28
5DP126	Architecture & SPDI Indirect Cost	-	-	-	-	49	49
5DS101	Sciences Indirect Cost	-	50,276	55,689	5,413	186,724	192,137
5DS117	Psychology Indirect Cost	-	-	3,025	3,025	2,868	5,893
5DS118	Biology Indirect Cost	-	1,631	3,929	2,298	1,861	4,159
5DS119	Chemistry Indirect Cost	-	-	2,159	2,159	1,543	3,702
5DS120	Environmental Studies Indirect Cost	-	-	801	801	1,030	1,831
	TOTAL FACULTY SUPPORT (INCLUDING F&A RETURN)	-	129,905	295,531	165,626	904,676	1,070,302
STRATEGIC INITIATIVES							
5DG100	General Institutional-Int Designate	52,232	72,055	-	(19,823)	958,562	938,739
	TOTAL STRATEGIC INITIATIVES	52,232	72,055	-	(19,823)	958,562	938,739
UNRESTRICTED GIFTS/BEQUESTS							
5DD001	Goodell Schl for Ed. & Student Trav	14,975	48,132	-	(33,157)	33,157	-
5DE103	Hazel S. Hamilton Endow Payout	5,092	90	-	5,002	14,233	19,235
5DE201	Advancement Unrestricted Gifts	98,823	16,445	(90,000)	(7,622)	192,043	184,421
5DE208	Esther A Moreau '32 Memorial Alum	-	-	-	-	22,239	22,239
5DE210	Morin, Ellen Strategic Gift Fund	500	-	-	500	180,867	181,367
	TOTAL UNRESTRICTED GIFTS/BEQUESTS	119,390	64,667	(90,000)	(35,277)	442,539	407,262
STUDENT ACTIVITY FUNDS							
5DF104	Student Union Accounting	-	-	-	-	538	538
5DR302	KSC Student Activity Fee	783,052	660,888	(87,279)	34,885	718,716	753,601
5DR303	KSC Class Dues CUF5 1513	46,598	19,419	-	27,179	39,447	66,626
5DR304	Student Activities-Equinox	2,498	79,943	88,114	10,669	45,667	56,336
5DR401	Delta Mu Delta	-	(392)	-	392	412	804
5DR403	Gamma Theta Upsilon	-	-	-	-	643	643
5DR404	Kappa Delta Pi	250	(4)	-	254	492	746
5DR405	Kappa Mu Epsilon	-	-	-	-	984	984
5DR406	Omicron Delta Epsilon	-	-	-	-	208	208
5DR407	Phi Alpha Theta	180	150	-	30	-	30
5DR409	Phi Delta Phi	-	-	-	-	192	192
5DR411	Phi Sigma Iota	-	-	-	-	132	132
5DR412	Psi Chi	-	(65)	-	65	1,289	1,354
5DR413	Rho Sigma Kappa	-	(37)	-	37	649	686
5DR415	Sigma Tau Delta	-	-	-	-	689	689
5DR416	Inter-Fraternity Council	5,630	4,749	-	881	3,437	4,318
5DR417	Panhellenic	9,580	8,552	-	1,028	4,140	5,168
5DR418	Comm Service Int'l Service Programs	-	-	-	-	113	113
5DR421	Lambda Pi Eta	-	-	-	-	227	227
5DR422	Upsilon Pi Epsilon	-	-	-	-	18	18
5DR423	Alpha Kappa Delta	-	-	-	-	61	61
5DR425	Order of Omega	1,265	1,944	165	(514)	514	-
5DR426	Pi Sigma Alpha - Poli Sci Honor Soc	-	-	-	-	275	275
5DR427	Zeta Chi Rho	520	-	-	520	831	1,351
5DR428	Alpha Psi Omega	640	14	-	626	980	1,606
	TOTAL STUDENT ACTIVITY FUNDS	850,213	775,161	1,000	76,052	820,654	896,706
INVESTMENTS IN INVENTORIES							
5DGINV	KSC Inventories Designated	-	-	(242,461)	(242,461)	325,518	83,057
	TOTAL INVESTMENTS IN INVENTORIES	-	-	(242,461)	(242,461)	325,518	83,057
FUNDRAISING INITIATIVES							
5DE200	Advancement - Internally Designated	85,594	67,059	-	18,535	68,308	86,843
5DE207	Development-Secure Financial Future	-	24,000	125,550	101,550	93,658	195,208
	TOTAL FUNDRAISING INITIATIVES	85,594	91,059	125,550	120,085	161,966	282,051
CONTINGENCY FUNDS							
5DF108	Utility Contingency	-	-	-	-	200,000	200,000
5DGCNT	KSC Contingency Reserve	-	-	-	-	997,085	997,085
	TOTAL CONTINGENCY FUNDS	-	-	-	-	1,197,085	1,197,085
KSC ATHLETICS							
5DJ101	NCAA Athletics/Recreation	1,529,846	1,751,694	220,867	(981)	118,984	118,003
5DJ104	Athletics Fundraising Generic	45,491	29,218	-	16,273	32,881	49,154
5DJ105	Fundraising-swim team	44,100	43,982	-	118	27,987	28,105
5DJ106	Fundraising-mens basketball	14,997	16,977	-	(1,980)	2,232	252
5DJ107	Fundraising-mens baseball	47,825	31,393	-	16,432	5,668	22,100
5DJ108	Fundraising-mens soccer	2,710	7,309	7,000	2,401	-	2,401
5DJ109	Fundraising-womens basketball	8,619	6,578	-	2,041	10,728	12,769
5DJ110	Fundraising-field hockey	3,021	613	-	2,408	774	3,182
5DJ111	Fundraising-womens soccer	98	4,342	7,000	2,756	1,888	4,644
5DJ112	Fundraising-womens softball	19,001	10,874	-	8,127	1,077	9,204
5DJ113	Fundraising mens cross country	445	1	-	444	2,128	2,572
5DJ116	Fundraising-men's lacrosse	36,353	32,618	-	3,735	-	3,735
5DJ117	Fundraising-women's volleyball	-	-	-	-	88	88
5DJ118	Fundraising-women's lacrosse	18,496	18,484	-	12	9	21
5DJ124	Athletics Post Season	18,988	66,285	43,842	(3,455)	34,481	31,026
5DJ125	Fundraising-cheerleading	251	494	-	(243)	524	281
	TOTAL KSC ATHLETICS	1,790,241	2,020,862	278,709	48,088	239,449	287,537
KSC SAVINGS INCENTIVES							
5DG101	KSC Savings Incentives	-	-	-	-	500,000	500,000
	TOTAL KSC SAVINGS INCENTIVES	-	-	-	-	500,000	500,000

UNIVERSITY SYSTEM OF NEW HAMPSHIRE
DETAILED STATEMENT OF CHANGES IN OTHER INTERNALLY DESIGNATED FUNDS
FOR THE PERIOD ENDED JUNE 30, 2019

Fund #	Fund Name	Fiscal Year 2019				Beginning	Ending
		Revenues	Expenditures	Transfers	Net Change	Fund Balance 6/30/2018	Fund Balance 6/30/2019
OTHER INTERNALLY DESIGNATED (<\$500K)							
5D0ADJ	KSC Int Desig Adjustments	-	(101,136)	(101,136)	-	-	
5DA103	Academic Affairs Symposia Fund	-	3,959	5,000	1,041	35,061	
5DA105	Student Development	-	-	-	-	29,716	
5DA107	Writing Task Force	-	(1,700)	-	1,700	1,712	
5DA108	Academic Enrichment Program	-	46,382	48,672	2,290	71,647	
5DA110	Global Education Office (GEO)	759,580	769,643	-	(10,063)	497,377	
5DA111	Ecuadorian	-	-	-	-	841	
5DA112	Wolverhaven Exchange Program	-	-	-	-	124	
5DA113	Continuing Ed Designated	140,299	174,478	20,000	(14,179)	211,861	
5DA114	National Science Foundation Cost	-	-	-	-	8,480	
5DA115	Resource25 Event	-	-	-	-	3,838	
5DA116	Honor's Program Trip - A	37,870	40,638	7,617	4,849	431	
5DA117	Honor's Program Trip - B	52,080	47,628	-	4,452	23,540	
5DA119	NH DOE Statewide Educators Conf	-	-	-	-	1,218	
5DA122	Young Entrepreneur's Academy	-	-	-	-	3,491	
5DA123	Center for Creative Inquiry	-	(1,140)	-	1,140	2,150	
5DE101	President Support	-	1,777	-	(1,777)	3,237	
5DE102	Commission on Status of Women	-	946	2,700	1,754	11,312	
5DE202	Alumni Designated Fund	35,019	40,881	-	(5,862)	86,039	
5DE203	Alumni Center Facility	-	1,875	-	(1,875)	3,910	
5DE205	Centennial Campus Community	-	-	-	-	24	
5DE206	Family/Parent Relations	6,225	76	-	6,149	10,203	
5DE209	KSC Parent & Family Services	-	4,000	-	(4,000)	14,613	
5DF100	Finance & Planning Internally Desig	-	6	-	(6)	334	
5DF102	NE Association of A.P.P.A.	-	-	-	-	198	
5DF105	Project FRESH	-	-	-	-	20,386	
5DF106	External Admin Charges	-	-	-	-	68,381	
5DF109	Training and Professional Developme	-	-	-	-	11,910	
5DF110	Council on Sustainable Futures	-	-	-	-	15,402	
5DF111	IT Replacement Equipment	-	-	-	-	89,887	
5DF112	Print and Mail Services	17,419	7,732	-	9,687	26,951	
5DF113	One Card Project	60	-	-	60	-	
5DF114	Institutional Research	-	-	-	-	3,396	
5DF115	Canvas Migration	-	-	-	-	116,487	
5DGEMC	Enrollment Management	-	-	-	-	263,847	
5DH100	Theatre & Dance Designated Fund	9,196	30,070	12,650	(8,224)	47,206	
5DH102	Music Performance	13,601	11,237	-	2,364	3,028	
5DH104	Arts Center Presenting Series	16,242	79,159	60,150	(2,767)	3,135	
5DH105	Elderhostel	123,340	55,881	-	67,459	259,032	
5DH108	KSC Film	-	-	-	-	9	
5DH109	Thorne Art Gallery Designated	3,090	-	-	3,090	3,480	
5DH111	Summer Reading Program	-	-	-	-	12,981	
5DH112	Holocaust Studies Field Trips	-	-	-	-	3,340	
5DH113	New England ACDFFA Regional Conf	-	-	-	-	4,901	
5DH115	Professional Enhance Carry Fwd-A&H	-	400	15,048	14,648	102,563	
5DH116	Film Studies Production Class 1	-	-	-	-	8	
5DH117	Film Studies Production Class 2	2,428	2,428	-	-	1	
5DH118	Film Studies Production Class 3	841	841	-	-	16	
5DH119	Musical Instrument Replacement Fund	-	16,854	17,000	146	10,239	
5DH120	Film Studies Production Class 4	-	-	-	-	77	
5DH124	Medieval & Renaissance Forum	7,135	8,076	-	(941)	1,535	
5DJ120	Athletics Sports Camps	230,597	200,877	(20,575)	9,145	17,888	
5DJ121	Camp-Basketball	41,100	39,151	(1,560)	389	5,264	
5DJ122	Sports Camp-Cross Country	-	-	-	-	1,489	
5DJ123	Women's Basketball Camp	15,480	13,555	(300)	1,625	8,693	
5DL115	Professional Enhance Carry Fwd-Lib	-	-	-	-	7,819	
5DP100	Professional Studies-Int Designated	970	16	(1,079)	(125)	1,173	
5DP102	Manufacturing Enterprise Class	250	-	-	250	-	
5DP104	Diet Internship	206,082	180,901	-	25,181	163,262	
5DP105	OSHA Allocation Safety Program	-	-	-	-	23	
5DP109	Children's Literature Festival	75	-	-	75	33,062	
5DP110	Story Telling Conference	-	21	-	(21)	1,003	
5DP111	Summer Institutes (CUFS 1573)	-	-	-	-	1,565	
5DP113	Diverse Voices	-	-	-	-	10,462	
5DP114	Biodiesel Study Project	-	-	-	-	5,435	
5DP115	Professional Enhance Carry Fwd-PGS	-	-	(45,143)	(45,143)	45,143	
5DP117	Biodiesel Operations	-	-	-	-	100,540	
5DP118	SouthWest Center at KSC	29,600	31,879	-	(2,279)	75,525	
5DP119	KSC Nursing Program	-	-	-	-	23,538	
5DP121	Regional Ctr for Adv Manufacturing	-	25,000	-	(25,000)	50,000	
5DP122	Early Sprouts Garden Nutrition Prog	10,353	1,518	-	8,835	24,915	
5DP123	NH Workwise OSHA NON-21(d)	-	-	-	-	4,436	
5DR100	Student Affairs-Int Designated	6,863	4,299	10,027	12,591	84,957	
5DR101	Pepsi Partnership	115,467	110,008	-	5,459	381,651	
5DR103	Enrollment Planning	-	-	-	-	4,644	
5DR201	HMS & Judicial System Project	-	-	-	-	28,223	
5DR300	Orientation	4,100	-	-	4,100	(4,100)	
5DR301	Student Center	-	-	-	-	180	
5DR419	KSC Operating Staff Council	-	-	-	-	152	
5DR420	Nat'l Society of Collegiate Scholar	-	-	-	-	515	
5DS100	Sciences-Int Designated	1,217	944	-	273	29,113	
5DS102	Geography Field Trips	50,216	50,210	(7,617)	(7,611)	7,630	
5DS103	Cartography	-	710	-	(710)	6,858	
5DS105	Small Business Institute CUFS 1577	-	-	-	-	4,093	
5DS108	Geographic Alliance	-	-	-	-	56,848	
5DS110	Stable Isotope and Spectrometry	-	426	-	(426)	14,957	
5DS111	Rwanda Trip	-	-	-	-	1,741	
5DS113	Sciences Start-Up Fund	-	11,058	-	(11,058)	11,058	
5DS114	Biology Field Trips	12,400	12,579	-	(179)	370	
5DS115	Professional Enhance Carry Fwd-Sci	-	2,415	30,095	27,680	108,234	

UNIVERSITY SYSTEM OF NEW HAMPSHIRE
DETAILED STATEMENT OF CHANGES IN OTHER INTERNALLY DESIGNATED FUNDS
FOR THE PERIOD ENDED JUNE 30, 2019

Fund #	Fund Name	Fiscal Year 2019				Beginning	Ending
		Revenues	Expenditures	Transfers	Net Change	Fund Balance 6/30/2018	Fund Balance 6/30/2019
5DS116	NE Intercollegiate Geological Conf					3,670	3,670
5DT100	Central Stores-Designated		5,664	3,265	(2,399)	12,403	10,004
5DT102	KSC ROCKS Fund				-	7,798	7,798
	Subtotal without Affiliated Entities	1,949,195	1,932,222	54,813	71,786	3,431,785	3,503,571
5DEZ40	Keene Endow Assoc Gen Fund Income	2,926	213		2,713	21,951	24,664
	TOTAL OTHER INTERNALLY DESIGNATED (<\$500K)	1,952,121	1,932,435	54,813	74,499	3,453,736	3,528,235
TOTAL KEENE STATE COLLEGE		4,849,791	5,086,144	423,142	186,789	9,004,185	9,190,974
GRANITE STATE COLLEGE							
STRATEGIC INITIATIVES							
7D1735	GSC Strategic Initiatives			565,293	565,293	1,936,753	2,502,046
	TOTAL STRATEGIC INITIATIVES			565,293	565,293	1,936,753	2,502,046
UNRESTRICTED GIFTS/BEQUESTS							
7D1724	GSC Annual Fund Undesignated			(85)	(85)	85	-
7D1729	GSC Unrestricted Gifts					4,125	4,125
	TOTAL UNRESTRICTED GIFTS/BEQUESTS			(85)	(85)	4,210	4,125
FUNDRAISING INITIATIVES							
7D1731	GSC Advancement	739	34,492		(33,753)	298,101	264,348
	TOTAL FUNDRAISING INITIATIVES	739	34,492		(33,753)	298,101	264,348
CONTINGENCY FUNDS							
7D1CNT	GSC Contingency Funds					25,992	25,992
	TOTAL CONTINGENCY FUNDS					25,992	25,992
OTHER INTERNALLY DESIGNATED (<\$500K)							
7D1720	GSC Statewide Alumni Assn Fund		195	85	(110)	63,285	63,175
7D1725	GSC Accreditation Compliance		2,845		(2,845)	268,163	265,318
7D1727	Bookstore Commissions	2,230			2,230	44,680	46,910
7D1728	GSC Merchandise	6,158	8,924	1,720	(1,046)	1,103	57
7D1733	GSC President Search					69,464	69,464
7D1734	GSC Research & Development			(50,000)	(50,000)	50,000	-
7D1736	Program Development			(400,000)	(400,000)	400,000	-
7D1738	Innovations Group			(115,293)	(115,293)	115,293	-
7D1739	DVA Annual Reporting Fees	4,260	1,893		2,367	760	3,127
	TOTAL OTHER INTERNALLY DESIGNATED (<\$500K)	12,647	13,857	(563,488)	(564,698)	1,012,748	448,050
TOTAL GRANITE STATE COLLEGE		13,386	48,349	1,720	(33,243)	3,277,804	3,244,561
TRUSTEES/CHANCELLOR'S OFFICE							
STRATEGIC INITIATIVES							
9D0042	Chancellor's Strategic Initiatives			(200,000)	(200,000)	1,316,833	1,116,833
9D0043	Treasurer's Strategic Initiatives		217,239	(206,667)	(423,906)	423,906	-
9D0046	Info Tech Strategic Funds					93,449	93,449
9DCFSI	SYS Financial Strategic Initiatives		467,134	(1,606,340)	(2,073,474)	2,073,474	-
	Subtotal Chancellor's Office Funds		684,373	(2,013,007)	(2,697,380)	3,907,662	1,210,282
9DGFSI	GSC Financial Strategic Initiatives		10,000	10,000	-	5,439	5,439
9DKFSI	KSC Financial Strategic Initiatives		41,654	100,000	58,346	-	58,346
9DPFSI	PSU Financial Strategic Initiatives		108,614	110,000	1,386	143,196	144,582
9DUFSI	UNH Financial Strategic Initiatives		195,000	195,000	-	-	-
	Subtotal Campus Allocation Funds		355,268	415,000	59,732	148,635	208,367
	TOTAL STRATEGIC INITIATIVES		1,039,641	(1,598,007)	(2,637,648)	4,056,297	1,418,649
LRTP FUNDS							
9DX078	LRTP4 Innovation Fund		312,078	212,078	(100,000)	100,000	-
9DX079	LRTP4 Identity Management		176,660	283,395	106,735	(106,735)	-
9DX092	LRTP4 Project Management Office		298,041	277,704	(20,337)	20,337	-
9DX095	LRTP4 Campus CRM			(26,253)	(26,253)	26,253	-
9DX096	LRTP4 EPM Phase II		302,987	(73,186)	(376,173)	376,173	-
9DX100	LRTP4 Academic Technology Institute	111	219,161	40,466	(178,584)	178,584	-
9DX103	LRTP4 ERP-HCM	3,312	1,280,656	6,345	(1,270,999)	1,270,999	-
9DX104	LRTP4 Master Fund			1,097,466	1,097,466	292,996	1,390,462
9DX112	LRTP4 EProcurement		594,809	969,644	374,835	(374,835)	-
9DX113	LRTP4 Cyber Security Risk Assessmen			(143,284)	(143,284)	143,284	-
9DX114	LRTP4 Cyber Sec Risk Assess Rel		71,129	(46,371)	(117,500)	117,500	-
9DX115	Leave and Absent Management		643,166	643,166	-	-	-
	TOTAL LRTP FUNDS	3,423	3,898,687	3,241,170	(654,094)	2,044,556	1,390,462
OTHER INTERNALLY DESIGNATED (<\$500K)							
9D0002	Systemwide Innovation Initiatives	193		(356,470)	(356,277)	356,277	-
9D0037	Defd Maintenance Review			120,204	120,204	(120,204)	-
9D0038	USNH Consulting Initiatives			(114,253)	(114,253)	114,253	-
9D0040	Transfer Student Initiative					21,126	21,126
9D0041	Treasurer Transition Fund			(274,329)	(274,329)	274,329	-
9D0048	USNH Compliance Project		174,008	284,999	110,991	(3,287)	107,704
9D00C1	Clerk of the Works		(1,548)	(1,548)	-	-	-
9D00D2	Board of Trustee Discretionary/Acct	202	5,853		(5,651)	12,038	6,387
9D0INS	USNH Insurance Allocation	13,477	95,237	189,827	108,067	(109,039)	(972)
9DFLOD	PSU Flood Insurance			25	25	(25)	-
	TOTAL OTHER INTERNALLY DESIGNATED (<\$500K)	13,872	273,550	(151,544)	(411,222)	545,468	134,246
TOTAL TRUSTEES/CHANCELLOR'S OFFICE		17,295	5,211,878	1,491,619	(3,702,964)	6,646,321	2,943,357
TOTAL UNIVERSITY SYSTEM OF NEW HAMPSHIRE		26,922,838	42,318,479	2,178,837	(13,216,804)	95,274,008	82,057,204

**UNIVERSITY SYSTEM OF NEW HAMPSHIRE
SUMMARY OF ACTIVITY IN SHORT-TERM INVESTMENT FUND
FOR THE YEARS ENDED JUNE 30, 2019 AND 2018**

	<u>2019</u>	<u>2018</u>	<u>\$ Variance</u>	<u>% Variance</u>
Net interest income (loss) from investments	\$ 8,056,063	1,398,799	6,657,264	475.9%
Quasi-endowment payout	8,731,820	7,959,053	772,767	9.7%
Interfund borrowing interest	2,811,980	2,724,768	87,212	3.2%
Net short-term investment income earned	<u>19,599,863</u>	<u>12,082,620</u>	<u>7,517,243</u>	<u>62.2%</u>
Budgeted transfers to campuses:				
UNH	(6,662,086)	(6,550,219)	(111,867)	1.7%
PSU	(1,378,021)	(1,235,348)	(142,673)	11.5%
KSC	(1,447,417)	(1,407,722)	(39,695)	2.8%
GSC	(426,294)	(383,054)	(43,240)	11.3%
	<u>(9,913,818)</u>	<u>(9,576,343)</u>	<u>(337,475)</u>	<u>3.5%</u>
Special Board of Trustees approved transfers:				
Long Range Technology Plan (LRTP)	(3,231,170)	-	(3,231,170)	100.0%
	<u>(3,231,170)</u>	<u>-</u>	<u>(3,231,170)</u>	<u>100.0%</u>
Total income distributed	<u>(13,144,988)</u>	<u>(9,576,343)</u>	<u>(3,568,645)</u>	<u>37.3%</u>
Net increase (decrease) in short-term investment reserve	6,454,875	2,506,277	3,948,598	157.5%
Beginning balance	<u>13,610,509</u>	<u>11,104,232</u>	<u>2,506,277</u>	<u>22.6%</u>
Ending balance	<u>\$ 20,065,384</u>	<u>\$ 13,610,509</u>	<u>6,454,875</u>	<u>47.4%</u>

UNIVERSITY SYSTEM OF NEW HAMPSHIRE
SUMMARY OF FRINGE BENEFIT POOL ACTIVITY
FOR THE YEARS ENDED JUNE 30, 2019 AND 2018

	<u>2019</u>	<u>2018</u>	<u>\$</u> <u>Variance</u>	<u>%</u> <u>Variance</u>
Funding				
Recoveries from campuses at internal rates	\$130,725,299	131,231,543	(506,244)	(0.4%)
Prescription Rebate/Strategic Initiatives	5,640,029	563,004	5,077,025	901.8%
UNH School of Law	-	536,529	(536,529)	(100.0%)
Medicare Part D subsidies	154,775	254,011	(99,236)	(39.1%)
Grant fringe benefit funding recovery of campus-based costs	<u>(425,594)</u>	<u>(492,777)</u>	<u>67,183</u>	<u>(13.6%)</u>
Net funding	<u>136,094,509</u>	<u>132,092,310</u>	<u>4,002,199</u>	<u>3.0%</u>
Expenses				
Medical and dental	66,430,065	67,367,380	(937,315)	(1.4%)
Retirement contributions	29,684,900	29,161,652	523,248	1.8%
Statutory benefit costs *	29,207,779	28,441,898	765,881	2.7%
Tuition waivers	4,581,915	4,564,963	16,952	0.4%
Compensated absences	2,004,227	2,176,307	(172,080)	(7.9%)
Life/Disability Insurance	1,270,528	1,162,044	108,484	9.3%
UNH School of Law	381,467	321,647	59,820	18.6%
Health initiatives funding for campus-based programs	425,000	425,000	0	0.0%
Other	<u>1,336,686</u>	<u>1,408,363</u>	<u>(71,677)</u>	<u>(5.1%)</u>
Total expenses	<u>135,322,567</u>	<u>135,029,254</u>	<u>293,313</u>	<u>0.2%</u>
Net operating activity	<u>771,942</u>	<u>(2,936,944)</u>	<u>3,708,886</u>	<u>(126.3%)</u>
Beginning balance of Fringe Benefit Pool	<u>5,870,990</u>	<u>8,807,934</u>	<u>(2,936,944)</u>	<u>(33.3%)</u>
Ending balance of Fringe Benefit Pool	<u>\$ 6,642,932</u>	<u>\$ 5,870,990</u>	<u>771,942</u>	<u>13.1%</u>

*FICA, Worker's Compensation, and Unemployment Expenses

**UNIVERSITY SYSTEM OF NEW HAMPSHIRE
STATEMENT OF NET POSITION
(BALANCE SHEET)**

	<u>Balance at June 30,</u>						
	UNH - Durham, Manchester, Law, and Foundation	PSU	KSC and KEA	GSC	Trustees/ Chancellor's Office	2019	2018
ASSETS							
Current Assets							
Cash and cash equivalents	\$ 258,051,156	35,841,216	54,840,888	21,808,898	(295,120,027)	75,422,131	55,128,109
Short-term investments	978,504	107,194	20,556	71,378	146,988,272	148,165,904	151,149,623
Accounts receivable, net	17,304,008	1,225,194	1,916,578	562,124	1,023,107	22,031,011	20,627,871
Pledges receivable - current portion	3,287,729	3,904				3,291,633	3,299,472
Notes receivable - current portion	1,469,124	551,900	174,621			2,195,645	2,710,996
Prepaid expenses and other current assets	6,073,102	984,738	838,664	225,300	1,108,432	9,230,236	7,589,973
Interfund Borrowings	(71,596,399)	(14,372,819)	(4,484,061)	(1,982,385)	92,435,664	-	-
Total Current Assets	215,567,224	24,341,327	53,307,246	20,685,315	(53,564,552)	260,336,560	240,506,044
Noncurrent Assets							
Debt proceeds held by bond trustee for construction purposes						-	4,238,616
Endowment and similar investments - campuses	167,532,048	28,903,180	29,840,067	8,040,308	323,668,175	557,983,778	543,365,151
Endowment and similar investments - affiliated entities	241,605,963		9,643,137			251,249,100	237,917,334
Pledges receivable, net of current portion	4,810,016					4,810,016	5,501,206
Notes receivable, net of current portion	11,195,579	1,058,978	2,038,131			14,292,688	18,070,321
Pension assets, net of obligations					311,312	311,312	723,561
Property and equipment, net of accumulated depreciation	744,556,835	190,888,431	174,094,050	7,253,941	567,860	1,117,361,117	1,122,010,944
Total Noncurrent Assets	1,169,700,441	220,850,589	215,615,385	15,294,249	324,547,347	1,946,008,011	1,931,827,133
TOTAL ASSETS	1,385,267,665	245,191,916	268,922,631	35,979,564	270,982,795	2,206,344,571	2,172,333,177
DEFERRED OUTFLOW OF RESOURCES							
Accumulated decrease in fair value of hedging derivatives					22,976,132	22,976,132	18,294,397
Accounting loss on debt refinancings					8,708,095	8,708,095	9,769,750
Deferred outflow of resources related to personnel	2,201,497	386,256	373,273	77,900	(237,526)	2,801,400	3,371,734
Deferred outflow - asset retirement obligations	797,919	91,891	601,650			1,491,460	-
DEFERRED OUTFLOW OF RESOURCES	2,999,416	478,147	974,923	77,900	31,446,701	35,977,087	31,435,881
LIABILITIES							
Current Liabilities							
Accounts payable and accrued expenses	21,202,005	2,228,941	2,191,775	678,296	38,929,723	65,230,740	59,924,127
Deposits and unearned revenues	29,839,223	5,386,702	4,518,163	488,075	10,049	40,242,212	39,864,249
Accrued employee benefits - current portion	1,144,963	248,555	351,571	71,378	4,943,450	6,759,917	6,917,261
Postretirement medical benefits - current portion	4,368,898	756,527	740,829	65,811	(601,372)	5,330,693	5,836,658
Long-term debt - current portion	11,835,990	3,790,671	4,555,223		6,021,077	26,202,961	22,967,968
Total Current Liabilities	68,391,079	12,411,396	12,357,561	1,303,560	49,302,927	143,766,523	135,510,263
Noncurrent Liabilities							
Asset retirement and other obligations	3,953,010	827,165	999,086	8,000		5,787,261	1,999,669
Refundable government advances	13,484,587	2,000,132	2,028,012			17,512,731	16,679,202
Accrued employee benefits, net of current portion	12,439,523	2,266,223	2,046,265	463,396	7,486,408	24,701,815	25,735,472
Postretirement medical benefits, net of current portion	59,394,026	10,532,769	10,070,430	2,190,452	(4,672,179)	77,515,498	83,975,282
Derivative instruments - interest rate swaps					22,976,132	22,976,132	18,294,397
Long-term debt, net of current portion	173,484,861	95,301,431	93,335,854		76,893,848	439,015,994	465,218,954
Total Noncurrent Liabilities	262,756,007	110,927,720	108,479,647	2,661,848	102,684,209	587,509,431	611,902,976
TOTAL LIABILITIES	331,147,086	123,339,116	120,837,208	3,965,408	151,987,136	731,275,954	747,413,239
DEFERRED INFLOW OF RESOURCES							
Deferred inflow of resources related to personnel	4,047,449	710,131	686,261	143,220	4,417,289	10,004,350	6,331,400
Accounting gain on debt refinancing					356,671	356,671	615,988
Deferred inflow of resources related to gift annuities	2,138,845					2,138,845	1,752,826
DEFERRED INFLOW OF RESOURCES	6,186,294	710,131	686,261	143,220	4,773,960	12,499,866	8,700,214
NET POSITION							
Net Investment in capital assets	491,250,653	78,763,501	73,698,029	5,263,556	36,039,389	685,015,128	665,193,261
Restricted							
Nonexpendable	228,301,941	19,211,833	27,189,242	6,986,643	11,504	281,701,163	263,968,918
Expendable	188,920,355	7,387,587	15,501,647	1,463,985	63,381	213,336,955	216,339,157
Unrestricted	142,460,752	16,257,895	31,985,167	18,234,652	109,554,126	318,492,592	302,154,269
TOTAL NET POSITION	\$ 1,050,933,701	121,620,816	148,374,085	31,948,836	145,668,400	1,498,545,838	1,447,655,605

**UNIVERSITY SYSTEM OF NEW HAMPSHIRE
STATEMENT OF NET POSITION
(BALANCE SHEET)**

											<u>Balance at June 30,</u>	
	General Operating	Internally Designated	Auxiliary	Other Unrestricted Funds	Restricted Gifts & Endowment Income	Sponsored Research & Programs	Sponsored Program Appropriations	Loan Funds	Endowment & Similar Funds	Plant Funds	2019	2018
ASSETS												
Current Assets												
Cash and cash equivalents	\$ 64,857,493	(76,165,021)	54,992,782	9,203,034	40,453,261	(3,152,046)	(720,684)	6,096,768	(176,578,614)	156,435,158	75,422,131	55,128,109
Short-term investments	303,638	117,936,118			338,354					29,587,794	148,165,904	151,149,623
Accounts receivable, net	2,142,065	1,882,019	1,023,057		250	15,759,196	1,139,907			84,517	22,031,011	20,627,871
Pledges receivable - current portion		3,904			3,287,729						3,291,633	3,299,472
Notes receivable - current portion								2,195,645			2,195,645	2,710,996
Prepaid expenses and other current assets	369,380	2,393,204	349,660	4,152,420						1,965,572	9,230,236	7,589,973
Interfund Borrowings											-	-
Total Current Assets	67,672,576	46,050,224	56,365,499	13,355,454	44,079,594	12,607,150	419,223	8,292,413	(176,578,614)	188,073,041	260,336,560	240,506,044
Noncurrent Assets												
Debt proceeds held by bond trustee for construction purposes											-	4,238,616
Endowment and similar investments - campuses									557,983,778		557,983,778	543,365,151
Endowment and similar investments - affiliated entities									251,249,100		251,249,100	237,917,334
Pledges receivable, net of current portion					4,810,016						4,810,016	5,501,206
Notes receivable, net of current portion								14,292,688			14,292,688	18,070,321
Pension assets, net of obligations				311,312							311,312	723,561
Property and equipment, net of accumulated depreciation										1,117,361,117	1,117,361,117	1,122,010,944
Total Noncurrent Assets	-	-	-	311,312	4,810,016	-	-	14,292,688	809,232,878	1,117,361,117	1,946,008,011	1,931,827,133
TOTAL ASSETS	67,672,576	46,050,224	56,365,499	13,666,766	48,889,610	12,607,150	419,223	22,585,101	632,654,264	1,305,434,158	2,206,344,571	2,172,333,177
DEFERRED OUTFLOW OF RESOURCES												
Accumulated decrease in fair value of hedging derivatives										22,976,132	22,976,132	18,294,397
Accounting loss on debt refinancings										8,708,095	8,708,095	9,769,750
Deferred outflow of resources related to personnel		216,546		2,584,854							2,801,400	3,371,734
Deferred outflow - asset retirement obligations										1,491,460	1,491,460	
DEFERRED OUTFLOW OF RESOURCES	-	216,546.00	-	2,584,854.00	-	-	-	-	-	33,175,687.00	35,977,087.00	31,435,881.00
LIABILITIES												
Current Liabilities												
Accounts payable and accrued expenses	24,204,552	6,691,456	2,559,859	13,289,273	236,478	994,532	45,773		312,703	16,896,114	65,230,740	59,924,127
Deposits and unearned revenues	19,592,232	2,340,436	8,085,211	66,181	506,328	9,651,812	13			(1)	40,242,212	39,864,249
Accrued employee benefits - current portion	168,172	6,591,745									6,759,917	6,917,261
Postretirement medical benefits - current portion				5,330,693							5,330,693	5,836,658
Long-term debt - current portion										26,202,961	26,202,961	22,967,968
Total Current Liabilities	43,964,956	15,623,637	10,645,070	18,686,147	742,806	10,646,344	45,786	-	312,703	43,099,074	143,766,523	135,510,263
Noncurrent Liabilities												
Asset retirement and other obligations									2,481,284	3,305,977	5,787,261	1,999,669
Refundable government advances								17,512,731			17,512,731	16,679,202
Accrued employee benefits, net of current portion	17,186,121	7,515,694									24,701,815	25,735,472
Postretirement medical benefits, net of current portion		101,993		77,413,505							77,515,498	83,975,282
Derivative instruments - interest rate swaps										22,976,132	22,976,132	18,294,397
Long-term debt, net of current portion										439,015,994	439,015,994	465,218,954
Total Noncurrent Liabilities	17,186,121	7,617,687	-	77,413,505	-	-	-	17,512,731	2,481,284	465,298,103	587,509,431	611,902,976
TOTAL LIABILITIES	61,151,077	23,241,324	10,645,070	96,099,652	742,806	10,646,344	45,786	17,512,731	2,793,987	508,397,177	731,275,954	747,413,239
DEFERRED INFLOW OF RESOURCES												
Deferred inflow of resources related to personnel		478,082		9,526,268							10,004,350	6,331,400
Accounting gain on debt refinancing										356,671	356,671	615,988
Deferred inflow of resources related to gift annuities									2,138,845		2,138,845	1,752,826
DEFERRED INFLOW OF RESOURCES	-	478,082	-	9,526,268	-	-	-	-	2,138,845	356,671	12,499,866	8,700,214
NET POSITION												
Net Investment in capital assets												
Restricted												
Nonexpendable									281,701,163		281,701,163	263,968,918
Expendable					48,146,804	1,960,806	373,437	3,585,097	159,270,811		213,336,955	216,339,157
Unrestricted	6,521,499	22,547,364	45,720,429	(89,374,300)	-	-	-	1,487,273	186,749,458	144,840,869	318,492,592	302,154,269
TOTAL NET POSITION	\$ 6,521,499	22,547,364	45,720,429	(89,374,300)	48,146,804	1,960,806	373,437	5,072,370	627,721,432	829,855,997	1,498,545,838	1,447,655,605

**UNIVERSITY OF NEW HAMPSHIRE - CONSOLIDATED
STATEMENT OF NET POSITION
(BALANCE SHEET)**

											<u>Balance at June 30,</u>	
	General Operating	Internally Designated	Auxiliary	Other Unrestricted Funds	Restricted Gifts & Endowment Income	Sponsored Research & Programs	Sponsored Program Appropriations	Loan Funds	Endowment and Similar Funds	Plant Funds	2019	2018
ASSETS												
Current Assets												
Cash and cash equivalents	\$ 31,988,586	63,573,328	31,597,752	(2,065,554)	34,159,266	(1,676,105)	(720,684)	3,422,810	(17,992,700)	115,764,457	258,051,156	249,956,000
Short-term investments	30,223	620,327			327,954						978,504	892,412
Accounts receivable, net	987,822	886,599	481,419		250	13,723,494	1,139,907			84,517	17,304,008	16,654,439
Pledges receivable - current portion					3,287,729						3,287,729	3,297,472
Notes receivable - current portion								1,469,124			1,469,124	1,949,541
Prepaid expenses and other current assets		1,242,223	335,762	2,530,911						1,964,206	6,073,102	4,874,806
Interfund Borrowings										(71,596,399)	(71,596,399)	(79,678,960)
Total Current Assets	33,006,631	66,322,477	32,414,933	465,357	37,775,199	12,047,389	419,223	4,891,934	(17,992,700)	46,216,781	215,567,224	197,945,710
Noncurrent Assets												
Debt proceeds held by bond trustee for construction purposes											-	521,153
Endowment and similar investments - campuses									167,532,048		167,532,048	162,338,296
Endowment and similar investments - affiliated entities									241,605,963		241,605,963	229,048,433
Pledges receivable, net of current portion					4,810,016						4,810,016	5,493,634
Notes receivable, net of current portion								11,195,579			11,195,579	14,211,033
Pension assets, net of obligations											-	-
Property and equipment, net of accumulated depreciation										744,556,835	744,556,835	747,225,521
Total Noncurrent Assets	-	-	-	-	4,810,016	-	-	11,195,579	409,138,011	744,556,835	1,169,700,441	1,158,838,070
TOTAL ASSETS	33,006,631	66,322,477	32,414,933	465,357	42,585,215	12,047,389	419,223	16,087,513	391,145,311	790,773,616	1,385,267,665	1,356,783,780
DEFERRED OUTFLOW OF RESOURCES												
Accumulated decrease in fair value of hedging derivatives											-	-
Accounting loss on debt refinancings											-	-
Deferred outflow of resources related to personnel				2,201,497							2,201,497	-
Deferred outflow - asset retirement obligations										797,919	797,919	-
DEFERRED OUTFLOW OF RESOURCES	-	-	-	2,201,497	-	-	-	-	-	797,919	2,999,416	-
LIABILITIES												
Current Liabilities												
Accounts payable and accrued expenses	6,602,885	1,276,955	2,044,949	461,730	198,645	824,605	45,773		309,089	9,437,374	21,202,005	19,820,728
Deposits and unearned revenues	14,345,135	692,258	4,791,923	3,626	490,303	9,515,966	13			(1)	29,839,223	33,350,254
Accrued employee benefits - current portion		1,144,963									1,144,963	1,281,999
Postretirement medical benefits - current portion				4,368,898							4,368,898	4,368,898
Long-term debt - current portion										11,835,990	11,835,990	11,301,128
Total Current Liabilities	20,948,020	3,114,176	6,836,872	4,834,254	688,948	10,340,571	45,786	-	309,089	21,273,363	68,391,079	70,123,007
Noncurrent Liabilities												
Asset retirement and other obligations									2,414,233	1,538,777	3,953,010	1,929,004
Refundable government advances								13,484,587			13,484,587	13,743,449
Accrued employee benefits, net of current portion	12,065,928	373,595									12,439,523	12,764,120
Postretirement medical benefits, net of current portion				59,394,026							59,394,026	65,256,773
Derivative instruments - interest rate swaps											-	-
Long-term debt, net of current portion										173,484,861	173,484,861	185,320,852
Total Noncurrent Liabilities	12,065,928	373,595	-	59,394,026	-	-	-	13,484,587	2,414,233	175,023,638	262,756,007	279,014,198
TOTAL LIABILITIES	33,013,948	3,487,771	6,836,872	64,228,280	688,948	10,340,571	45,786	13,484,587	2,723,322	196,297,001	331,147,086	349,137,205
DEFERRED INFLOW OF RESOURCES												
Deferred inflow of resources related to personnel				4,047,449							4,047,449	-
Accounting gain on debt refinancing											-	-
Deferred inflow of resources related to gift annuities									2,138,845		2,138,845	1,752,826
DEFERRED INFLOW OF RESOURCES	-	-	-	4,047,449	-	-	-	-	2,138,845	-	6,186,294	1,752,826
NET POSITION												
Net Investment in capital assets										491,250,653	491,250,653	474,192,053
Restricted												
Nonexpendable									228,301,941		228,301,941	213,618,678
Expendable					41,896,267	1,706,818	373,437	2,457,014	142,486,819		188,920,355	189,913,704
Unrestricted	(7,317)	62,834,706	25,578,061	(65,608,875)				145,912	15,494,384	104,023,881	142,460,752	128,169,314
TOTAL NET POSITION	\$ (7,317)	62,834,706	25,578,061	(65,608,875)	41,896,267	1,706,818	373,437	2,602,926	386,283,144	595,274,534	1,050,933,701	1,005,893,749

**PLYMOUTH STATE UNIVERSITY
STATEMENT OF NET POSITION
(BALANCE SHEET)**

										Balance at June 30,		
	General Operating	Internally Designated	Auxiliary	Other Unrestricted Funds	Restricted Gifts & Endowment Income	Sponsored Research & Programs	Sponsored Program Appropriations	Loan Funds	Endowment & Similar Funds	Plant Funds	2019	2018
ASSETS												
Current Assets												
Cash and cash equivalents	\$ 1,757,723	8,382,564	8,161,376	(621,377)	2,853,498	(372,430)		959,242	83	14,720,537	35,841,216	43,524,507
Short-term investments	96,794				10,400						107,194	81,307
Accounts receivable, net	491,653	25,513				708,028					1,225,194	2,078,150
Pledges receivable - current portion		3,904									3,904	2,000
Notes receivable - current portion								551,900			551,900	585,094
Prepaid expenses and other current assets		268,475	13,898	700,999						1,366	984,738	651,814
Interfund Borrowings										(14,372,819)	(14,372,819)	(16,014,091)
Total Current Assets	2,346,170	8,680,456	8,175,274	79,622	2,863,898	335,598	-	1,511,142	83	349,084	24,341,327	30,908,781
Noncurrent Assets												
Debt proceeds held by bond trustee for construction purposes											-	3,565,755
Endowment and similar investments - campuses									28,903,180		28,903,180	27,083,059
Endowment and similar investments - affiliated entities											-	-
Pledges receivable, net of current portion											-	7,572
Notes receivable, net of current portion								1,058,978			1,058,978	1,412,709
Pension assets, net of obligations											-	-
Property and equipment, net of accumulated depreciation										190,888,431	190,888,431	188,524,290
Total Noncurrent Assets	-	-	-	-	-	-	-	1,058,978	28,903,180	190,888,431	220,850,589	220,593,385
TOTAL ASSETS	2,346,170	8,680,456	8,175,274	79,622	2,863,898	335,598	-	2,570,120	28,903,263	191,237,515	245,191,916	251,502,166
DEFERRED OUTFLOW OF RESOURCES												
Accumulated decrease in fair value of hedging derivatives											-	-
Accounting loss on debt refinancings											-	-
Deferred outflow of resources related to personnel				386,256							386,256	-
Deferred outflow - asset retirement obligations										91,891	91,891	-
DEFERRED OUTFLOW OF RESOURCES	-	-	-	386,256	-	-	-	-	-	91,891	478,147	-
LIABILITIES												
Current Liabilities												
Accounts payable and accrued expenses	1,381,262	149,308	391,258	26,821	19,391	82,061			1,505	177,335	2,228,941	4,549,951
Deposits and unearned revenues	3,774,719	1,336,833	103,867	52,801		118,482					5,386,702	3,887,768
Accrued employee benefits - current portion	96,794	151,761									248,555	203,149
Postretirement medical benefits - current portion				756,527							756,527	756,527
Long-term debt - current portion										3,790,671	3,790,671	4,286,678
Total Current Liabilities	5,252,775	1,637,902	495,125	836,149	19,391	200,543	-	-	1,505	3,968,006	12,411,396	13,684,073
Noncurrent Liabilities												
Asset retirement and other obligations									15,965	811,200	827,165	17,470
Refundable government advances								2,000,132			2,000,132	1,575,829
Accrued employee benefits, net of current portion	2,162,066	104,157									2,266,223	2,519,607
Postretirement medical benefits, net of current portion		101,993		10,430,776							10,532,769	11,561,397
Derivative instruments - interest rate swaps											-	-
Long-term debt, net of current portion										95,301,431	95,301,431	100,153,713
Total Noncurrent Liabilities	2,162,066	206,150	-	10,430,776	-	-	-	2,000,132	15,965	96,112,631	110,927,720	115,828,016
TOTAL LIABILITIES	7,414,841	1,844,052	495,125	11,266,925	19,391	200,543	-	2,000,132	17,470	100,080,637	123,339,116	129,512,089
DEFERRED INFLOW OF RESOURCES												
Deferred inflow of resources related to personnel				710,131							710,131	-
Accounting gain on debt refinancing											-	-
Deferred inflow of resources related to gift annuities											-	-
DEFERRED INFLOW OF RESOURCES	-	-	-	710,131	-	-	-	-	-	-	710,131	-
NET POSITION												
Net Investment in capital assets												
Restricted												
Nonexpendable									19,211,833		19,211,833	18,012,734
Expendable					2,844,507	135,055		541,174	3,866,851		7,387,587	7,153,606
Unrestricted	(5,068,671)	6,836,404	7,680,149	(11,511,178)	-	-	-	28,814	5,807,109	12,485,268	16,257,895	24,927,585
TOTAL NET POSITION	\$ (5,068,671)	6,836,404	7,680,149	(11,511,178)	2,844,507	135,055	-	569,988	28,885,793	91,248,769	121,620,816	121,990,077

**KEENE STATE COLLEGE - CONSOLIDATED
STATEMENT OF NET POSITION
(BALANCE SHEET)**

										Balance at June 30,		
	General Operating	Internally Designated	Auxiliary	Other Unrestricted Funds	Restricted Gifts & Endowment Income	Sponsored Research & Programs	Sponsored Program Appropriations	Loan Funds	Endowment & Similar Funds	Plant Funds	2019	2018
ASSETS												
Current Assets												
Cash and cash equivalents	\$ (2,081,977)	10,512,765	15,028,814	(222,899)	2,979,415	(661,995)		1,714,716	25	27,572,024	54,840,888	58,165,411
Short-term investments	20,556										20,556	-
Accounts receivable, net	541,310	6,400	541,638			827,230					1,916,578	1,311,757
Pledges receivable - current portion											-	-
Notes receivable - current portion							174,621				174,621	176,361
Prepaid expenses and other current assets		103,087		735,577							838,664	665,106
Interfund Borrowings										(4,484,061)	(4,484,061)	-
Total Current Assets	(1,520,111)	10,622,252	15,570,452	512,678	2,979,415	165,235	-	1,889,337	25	23,087,963	53,307,246	60,318,635
Noncurrent Assets												
Debt proceeds held by bond trustee for construction purposes											-	144,552
Endowment and similar investments - campuses									29,840,067		29,840,067	28,287,121
Endowment and similar investments - affiliated entities									9,643,137		9,643,137	8,868,901
Pledges receivable, net of current portion											-	-
Notes receivable, net of current portion							2,038,131				2,038,131	2,446,579
Pension assets, net of obligations											-	-
Property and equipment, net of accumulated depreciation										174,094,050	174,094,050	177,463,945
Total Noncurrent Assets	-	-	-	-	-	-	-	2,038,131	39,483,204	174,094,050	215,615,385	217,211,098
TOTAL ASSETS	(1,520,111)	10,622,252	15,570,452	512,678	2,979,415	165,235	-	3,927,468	39,483,229	197,182,013	268,922,631	277,529,733
DEFERRED OUTFLOW OF RESOURCES												
Accumulated decrease in fair value of hedging derivatives											-	-
Accounting loss on debt refinancings											-	-
Deferred outflow of resources related to personnel				373,273							373,273	-
Deferred outflow - asset retirement obligations										601,650	601,650	-
DEFERRED OUTFLOW OF RESOURCES	-	-	-	373,273	-	-	-	-	-	601,650	974,923	-
LIABILITIES												
Current Liabilities												
Accounts payable and accrued expenses	753,061	127,019	123,652	512,974	3,095	34,201			2,109	635,664	2,191,775	2,113,364
Deposits and unearned revenues	990,978	311,345	3,189,421	(295)	9,350	17,364					4,518,163	2,129,488
Accrued employee benefits - current portion		351,571									351,571	737,212
Postretirement medical benefits - current portion				740,829							740,829	740,829
Long-term debt - current portion										4,555,223	4,555,223	4,761,490
Total Current Liabilities	1,744,039	789,935	3,313,073	1,253,508	12,445	51,565	-	-	2,109	5,190,887	12,357,561	10,482,383
Noncurrent Liabilities												
Asset retirement and other obligations									51,086	948,000	999,086	53,195
Refundable government advances								2,028,012			2,028,012	1,359,924
Accrued employee benefits, net of current portion	1,904,794	141,471									2,046,265	1,479,426
Postretirement medical benefits, net of current portion				10,070,430							10,070,430	11,064,482
Derivative instruments - interest rate swaps											-	-
Long-term debt, net of current portion										93,335,854	93,335,854	97,891,077
Total Noncurrent Liabilities	1,904,794	141,471	-	10,070,430	-	-	-	2,028,012	51,086	94,283,854	108,479,647	111,848,104
TOTAL LIABILITIES	3,648,833	931,406	3,313,073	11,323,938	12,445	51,565	-	2,028,012	53,195	99,474,741	120,837,208	122,330,487
DEFERRED INFLOW OF RESOURCES												
Deferred inflow of resources related to personnel				686,261							686,261	-
Accounting gain on debt refinancing											-	-
Deferred inflow of resources related to gift annuities											-	-
DEFERRED INFLOW OF RESOURCES	-	-	-	686,261	-	-	-	-	-	-	686,261	-
NET POSITION												
Net Investment in capital assets										73,698,029	73,698,029	70,895,574
Restricted												
Nonexpendable									27,189,242		27,189,242	25,803,676
Expendable					2,966,970	113,670		586,909	11,834,098		15,501,647	17,920,970
Unrestricted	(5,168,944)	9,690,846	12,257,379	(11,124,248)	-	-		1,312,547	406,694	24,610,893	31,985,167	33,693,342
TOTAL NET POSITION	\$ (5,168,944)	9,690,846	12,257,379	(11,124,248)	2,966,970	113,670	-	1,899,456	39,430,034	98,308,922	148,374,085	148,313,562

**GRANITE STATE COLLEGE
STATEMENT OF NET POSITION
(BALANCE SHEET)**

											<u>Balance at June 30,</u>	
	General Operating	Internally Designated	Auxiliary	Other Unrestricted Funds	Restricted Gifts & Endowment Income	Sponsored Research & Programs	Sponsored Program Appropriations	Loan Funds	Endowment & Similar Funds	Plant Funds	2019	2018
ASSETS												
Current Assets												
Cash and cash equivalents	\$ 14,088,563	3,900,100	204,840	(184,933)	427,079	(441,516)			3,814,765	21,808,898	20,065,270	
Short-term investments	71,378									71,378	51,830	
Accounts receivable, net	60,338	1,342				500,444				562,124	507,374	
Pledges receivable - current portion										-	-	
Notes receivable - current portion										-	-	
Prepaid expenses and other current assets	40,367			184,933						225,300	308,253	
Interfund Borrowings									(1,982,385)	(1,982,385)	(2,341,098)	
Total Current Assets	14,260,646	3,901,442	204,840	-	427,079	58,928	-	-	-	1,832,380	20,685,315	18,591,629
Noncurrent Assets												
Debt proceeds held by bond trustee for construction purposes										-	-	
Endowment and similar investments - campuses								8,040,308		8,040,308	7,460,117	
Endowment and similar investments - affiliated entities										-	-	
Pledges receivable, net of current portion										-	-	
Notes receivable, net of current portion										-	-	
Pension assets, net of obligations										-	-	
Property and equipment, net of accumulated depreciation									7,253,941	7,253,941	7,565,206	
Total Noncurrent Assets	-	-	-	-	-	-	-	-	8,040,308	7,253,941	15,294,249	15,025,323
TOTAL ASSETS	14,260,646	3,901,442	204,840	-	427,079	58,928	-	-	8,040,308	9,086,321	35,979,564	33,616,952
DEFERRED OUTFLOW OF RESOURCES												
Accumulated decrease in fair value of hedging derivatives										-	-	
Accounting loss on debt refinancings										-	-	
Deferred outflow of resources related to personnel				77,900						77,900	-	
Deferred outflow - asset retirement obligations										-	-	
DEFERRED OUTFLOW OF RESOURCES	-	-	-	77,900	-	-	-	-	-	77,900	-	
LIABILITIES												
Current Liabilities												
Accounts payable and accrued expenses	493,496	10,002			15,347	53,665			105,786	678,296	516,984	
Deposits and unearned revenues	481,400				6,675					488,075	482,022	
Accrued employee benefits - current portion	71,378									71,378	-	
Postretirement medical benefits - current portion				65,811						65,811	65,811	
Long-term debt - current portion										-	-	
Total Current Liabilities	1,046,274	10,002	-	65,811	22,022	53,665	-	-	-	105,786	1,303,560	1,064,817
Noncurrent Liabilities												
Asset retirement and other obligations									8,000	8,000	-	
Refundable government advances										-	-	
Accrued employee benefits, net of current portion	463,396									463,396	557,757	
Postretirement medical benefits, net of current portion				2,190,452						2,190,452	2,397,906	
Derivative instruments - interest rate swaps										-	-	
Long-term debt, net of current portion										-	-	
Total Noncurrent Liabilities	463,396	-	-	2,190,452	-	-	-	-	-	8,000.00	2,661,848	2,955,663
TOTAL LIABILITIES	1,509,670	10,002	-	2,256,263	22,022	53,665	-	-	-	113,786	3,965,408	4,020,480
DEFERRED INFLOW OF RESOURCES												
Deferred inflow of resources related to personnel				143,220						143,220	-	
Accounting gain on debt refinancing										-	-	
Deferred inflow of resources related to gift annuities										-	-	
DEFERRED INFLOW OF RESOURCES	-	-	-	143,220	-	-	-	-	-	143,220	-	
NET POSITION												
Net Investment in capital assets										5,263,556	5,263,556	5,224,108
Restricted												
Nonexpendable								6,986,643		6,986,643	6,522,326	
Expendable					405,057	5,263		1,053,665		1,463,985	1,290,364	
Unrestricted	12,750,976	3,891,440	204,840	(2,321,583)						3,708,979	18,234,652	16,559,674
TOTAL NET POSITION	\$ 12,750,976	3,891,440	204,840	(2,321,583)	405,057	5,263	-	-	8,040,308	8,972,535	31,948,836	29,596,472

**TRUSTEES/CHANCELLOR'S OFFICE
STATEMENT OF NET POSITION
(BALANCE SHEET)**

	Balance at June 30,											
	General Operating	Internally Designated	Auxiliary	Other Unrestricted Funds	Restricted Gifts & Endowment Income	Sponsored Research & Programs	Sponsored Program Appropriations	Loan Funds	Endowment & Similar Funds	Plant Funds	2019	2018
ASSETS												
Current Assets												
Cash and cash equivalents	\$ 19,104,598	(162,533,778)		12,297,797	34,003			(158,586,022)	(5,436,625)		(295,120,027)	(316,583,079)
Short-term investments	84,687	117,315,791							29,587,794		146,988,272	150,124,074
Accounts receivable, net	60,942	962,165									1,023,107	76,151
Pledges receivable - current portion											-	-
Notes receivable - current portion											-	-
Prepaid expenses and other current assets	329,013	779,419									1,108,432	1,089,994
Interfund Borrowings									92,435,664		92,435,664	104,919,833
Total Current Assets	19,579,240	(43,476,403)	-	12,297,797	34,003	-	-	-	(158,586,022)	116,586,833	(53,564,552)	(60,373,027)
Noncurrent Assets												
Debt proceeds held by bond trustee for construction purposes											-	7,156
Endowment and similar investments - campuses								323,668,175			323,668,175	318,196,558
Endowment and similar investments - affiliated entities											-	-
Pledges receivable, net of current portion											-	-
Notes receivable, net of current portion											-	-
Pension assets, net of obligations				311,312							311,312	723,561
Property and equipment, net of accumulated depreciation									567,860		567,860	1,231,982
Total Noncurrent Assets	-	-	-	311,312	-	-	-	-	323,668,175	567,860	324,547,347	320,159,257
TOTAL ASSETS	19,579,240	(43,476,403)	-	12,609,109	34,003	-	-	-	165,082,153	117,154,693	270,982,795	259,786,230
DEFERRED OUTFLOW OF RESOURCES												
Accumulated decrease in fair value of hedging derivatives									22,976,132		22,976,132	18,294,397
Accounting loss on debt refinancings								8,708,095			8,708,095	9,769,750
Deferred outflow of resources related to personnel		216,546		(454,072)							(237,526)	3,371,734
Deferred outflow - asset retirement obligations											-	-
DEFERRED OUTFLOW OF RESOURCES	-	216,546	-	(454,072)	-	-	-	-	-	31,684,227	31,446,701	31,435,881
LIABILITIES												
Current Liabilities												
Accounts payable and accrued expenses	14,973,848	5,128,172		12,287,748					6,539,955		38,929,723	32,923,100
Deposits and unearned revenues				10,049							10,049	14,717
Accrued employee benefits - current portion		4,943,450									4,943,450	4,694,901
Postretirement medical benefits - current portion				(601,372)							(601,372)	(95,407)
Long-term debt - current portion									6,021,077		6,021,077	2,618,672
Total Current Liabilities	14,973,848	10,071,622	-	11,696,425	-	-	-	-	-	12,561,032	49,302,927	40,155,983
Noncurrent Liabilities												
Asset retirement and other obligations											-	-
Refundable government advances											-	-
Accrued employee benefits, net of current portion	589,937	6,896,471									7,486,408	8,414,562
Postretirement medical benefits, net of current portion				(4,672,179)							(4,672,179)	(6,305,276)
Derivative instruments - interest rate swaps									22,976,132		22,976,132	18,294,397
Long-term debt, net of current portion									76,893,848		76,893,848	81,853,312
Total Noncurrent Liabilities	589,937	6,896,471	-	(4,672,179)	-	-	-	-	99,869,980	102,684,209	102,256,995	102,256,995
TOTAL LIABILITIES	15,563,785	16,968,093	-	7,024,246	-	-	-	-	112,431,012	112,431,012	151,987,136	142,412,978
DEFERRED INFLOW OF RESOURCES												
Deferred inflow of resources related to personnel		478,082		3,939,207							4,417,289	6,331,400
Accounting gain on debt refinancing									356,671		356,671	615,988
Deferred inflow of resources related to gift annuities											-	-
DEFERRED INFLOW OF RESOURCES	-	478,082	-	3,939,207	-	-	-	-	-	356,671	4,773,960	6,947,388
NET POSITION												
Net Investment in capital assets										36,039,389	36,039,389	42,985,374
Restricted												
Nonexpendable								11,504			11,504	11,504
Expendable					34,003			29,378			63,381	60,513
Unrestricted	4,015,455	(60,706,032)	-	1,191,584	-	-	-	165,041,271	11,848	109,554,126	109,554,126	98,804,354
TOTAL NET POSITION	\$ 4,015,455	(60,706,032)	-	1,191,584	34,003	-	-	165,082,153	36,051,237	145,668,400	145,668,400	141,861,745

UNIVERSITY SYSTEM OF NEW HAMPSHIRE
STATEMENT OF REVENUES, EXPENSES AND CHANGES IN NET POSITION
(ACTIVITIES STATEMENT)

	<u>For the year ended June 30,</u>						
	UNH - Durham, Manchester, Law and Foundation	PSU	KSC and KEA	GSC	Trustees/ Chancellor's Office	2019	2018
OPERATING REVENUES							
Resident tuition	\$ 109,551,861	28,903,188	17,087,734	10,692,814		166,235,597	165,324,603
Nonresident tuition	226,833,338	39,677,101	37,980,838	2,840,310		307,331,587	299,663,277
Continuing education tuition	15,108,217	1,451,210	1,976,654	1,038,247		19,574,328	20,748,966
Student fees revenue	17,822,315	5,236,896	4,773,014	682,006		28,514,231	28,071,821
Total tuition and fees	369,315,731	75,268,395	61,818,240	15,253,377		521,655,743	513,808,667
Less: student financial aid - grants and contracts	(18,489,840)	(6,556,211)	(4,587,148)	(3,826,419)		(33,459,618)	(33,591,255)
Less: student financial aid - all other	(119,321,683)	(23,008,286)	(19,331,622)	(1,646,172)		(163,307,763)	(153,889,526)
Net tuition and fees	231,504,208	45,703,898	37,899,470	9,780,786	-	324,888,362	326,327,886
Grants and contracts - direct revenues	98,071,873	2,988,916	3,580,289	2,616,868		107,257,946	105,735,056
Grants and contracts - facilities & administrative recovery	20,966,730	230,005	478,904	41,887		21,717,526	21,159,571
Sales of auxiliary services	149,352,811	32,424,745	32,733,847			214,511,403	214,784,360
Other operating revenues	21,687,345	2,552,480	2,475,543	456,399	5,094,223	32,265,990	29,677,010
TOTAL OPERATING REVENUES	521,582,967	83,900,044	77,168,053	12,895,940	5,094,223	700,641,227	697,683,883
OPERATING EXPENSES							
Employee compensation - grants and contracts	58,139,581	1,399,874	2,105,794	1,319,804		62,965,053	61,713,830
Employee compensation - all other	328,255,697	59,180,660	54,983,257	11,445,463	17,898,243	471,763,320	471,003,828
Supplies and services - grants and contracts	28,405,700	664,423	788,874	151,152		30,010,149	32,416,284
Supplies and services - all other	125,624,907	25,764,402	24,061,148	4,268,374	(5,350,101)	174,368,730	175,882,981
Utilities	8,085,742	5,482,541	4,802,796	146,227	65,181	18,582,487	19,065,093
Depreciation and amortization	47,345,071	8,956,912	8,453,409	388,403	205,383	65,349,178	65,096,083
TOTAL OPERATING EXPENSES	595,856,698	101,448,812	95,195,278	17,719,423	12,818,706	823,038,917	825,178,099
Operating gain (loss)	(74,273,731)	(17,548,768)	(18,027,225)	(4,823,483)	(7,724,483)	(122,397,690)	(127,494,216)
NONOPERATING REVENUES (EXPENSES)							
State of New Hampshire general appropriations	55,345,176	11,451,238	10,991,515	3,212,071		81,000,000	81,000,000
Federal Pell grants	13,778,389	5,577,425	3,932,021	2,680,506		25,968,341	26,407,491
Noncapital gifts	11,825,510	700,128	962,638	20,844	395	13,509,515	14,101,463
Endowment and investment income	25,052,257	2,331,399	3,066,277	745,022	10,829,149	42,024,104	29,666,635
Interest expense, net	(7,400,694)	(3,714,493)	(3,701,068)		(2,338,203)	(17,154,458)	(18,440,179)
Other nonoperating revenue					252,411	252,411	349,185
TOTAL NONOPERATING REVENUES (EXPENSES)	98,600,638	16,345,697	15,251,383	6,658,443	8,743,752	145,599,913	133,084,595
INCREASE (DECREASE) IN NET POSITION BEFORE OTHER CHANGES	24,326,907	(1,203,071)	(2,775,842)	1,834,960	1,019,269	23,202,223	5,590,379
OTHER CHANGES IN NET POSITION							
State of New Hampshire capital appropriations							3,000,000
Plant gifts, grants and other changes, net	1,708,228	92,342	1,146,325		(224,626)	2,722,269	1,862,088
Endowment and similar gifts	14,743,578	1,199,099	1,385,566	464,817		17,793,060	16,493,862
Endowment return, net of amount used for operations	1,836,449	617,106	854,015	115,374	5,471,616	8,894,560	28,984,847
TOTAL OTHER CHANGES IN NET POSITION	18,288,255	1,908,547	3,385,906	580,191	5,246,990	29,409,889	50,340,797
Transfers, net	3,131,338	(375,856)	(241,091)	(54,787)	(2,459,604)	-	-
NET INCREASE (DECREASE) IN NET POSITION	45,746,500	329,620	368,973	2,360,364	3,806,655	52,612,112	55,931,176
Net position at beginning of year	1,005,893,749	121,990,077	148,313,562	29,596,472	141,861,745	1,447,655,605	1,433,516,574
Effect of adoption of new accounting standards	(706,548)	(698,881)	(308,450)	(8,000)		(1,721,879)	(41,792,145)
NET POSITION AT END OF YEAR	\$ 1,050,933,701	121,620,816	148,374,085	31,948,836	145,668,400	1,498,545,838	1,447,655,605

UNIVERSITY SYSTEM OF NEW HAMPSHIRE
STATEMENT OF REVENUES, EXPENSES AND CHANGES IN NET POSITION
(ACTIVITIES STATEMENT)

For the year ended June 30,

	General Operating	Internally Designated	Auxiliary	Other Unrestricted Funds	Restricted Gifts & Endowment Income	Sponsored Research & Programs	Sponsored Program Appropriations	Loan Funds	Endowment & Similar Funds	Plant Funds	2019	2018
OPERATING REVENUES												
Resident tuition	\$ 165,692,087	543,510									166,235,597	165,324,603
Nonresident tuition	307,331,587										307,331,587	299,663,277
Continuing education tuition	19,394,251	180,077									19,574,328	20,748,966
Student fees revenue	23,736,705	4,757,640			19,886						28,514,231	28,071,821
Total tuition and fees	516,154,630	5,481,227	-	-	19,886	-	-	-	-	-	521,655,743	513,808,667
Less: student financial aid - grants and contracts						(33,459,618)					(33,459,618)	(33,591,255)
Less: student financial aid - all other	(146,425,271)	(401,658)	(2,852,759)		(12,922,554)	(705,521)					(163,307,763)	(153,889,526)
Net tuition and fees	369,729,359	5,079,569	(2,852,759)	-	(12,902,668)	(34,165,139)	-	-	-	-	324,888,362	326,327,886
Grants and contracts - direct revenues						100,565,269	6,692,677				107,257,946	105,735,056
Grants and contracts - facilities & administrative recovery	21,717,526										21,717,526	21,159,571
Sales of auxiliary services			214,511,403								214,511,403	214,784,360
Other operating revenues	8,024,047	20,207,938			1,695,862	993,161		893,652	26,500	424,830	32,265,990	29,677,010
TOTAL OPERATING REVENUES	399,470,932	25,287,507	211,658,644	-	(11,206,806)	67,393,291	6,692,677	893,652	26,500	424,830	700,641,227	697,683,883
OPERATING EXPENSES												
Employee compensation - grants and contracts						57,426,053	5,539,000				62,965,053	61,713,830
Employee compensation - all other	364,076,598	45,423,483	54,115,168	(1,961,317)	7,306,248	2,656,293	7,428			139,419	471,763,320	471,003,828
Supplies and services - grants and contracts						28,907,454	1,100,165			2,530	30,010,149	32,416,284
Supplies and services - all other	54,423,049	1,977,826	92,095,306		7,844,302	1,866,880	89,942	2,550,035		13,521,390	174,368,730	175,882,981
Utilities	14,923,345	716,736	2,602,196		288,267	2,533	21,570			27,840	18,582,487	19,065,093
Depreciation and amortization										65,349,178	65,349,178	65,096,083
TOTAL OPERATING EXPENSES	433,422,992	48,118,045	148,812,670	(1,961,317)	15,438,817	90,859,213	6,758,105	2,550,035	-	79,040,357	823,038,917	825,178,099
Operating gain (loss)	(33,952,060)	(22,830,538)	62,845,974	1,961,317	(26,645,623)	(23,465,922)	(65,428)	(1,656,383)	26,500	(78,615,527)	(122,397,690)	(127,494,216)
NONOPERATING REVENUES (EXPENSES)												
State of New Hampshire general appropriations	81,000,000										81,000,000	81,000,000
Federal Pell grants						25,968,341					25,968,341	26,407,491
Noncapital gifts	47,316	790,113			12,672,086						13,509,515	14,101,463
Endowment and investment income	10,195,863	12,485,851			15,495,784			11,561	10,564	3,824,481	42,024,104	29,666,635
Interest expense, net									(18,492)	(17,135,966)	(17,154,458)	(18,440,179)
Other nonoperating revenue		252,411									252,411	349,185
TOTAL NONOPERATING REVENUES (EXPENSES)	91,243,179	13,528,375	-	-	28,167,870	25,968,341	-	11,561	(7,928)	(13,311,485)	145,599,913	133,084,595
INCREASE (DECREASE) IN NET POSITION BEFORE OTHER CHANGES	57,291,119	(9,302,163)	62,845,974	1,961,317	1,522,247	2,502,419	(65,428)	(1,644,822)	18,572	(91,927,012)	23,202,223	5,590,379
OTHER CHANGES IN NET POSITION												
State of New Hampshire capital appropriations											-	3,000,000
Plant gifts, grants and other changes, net					(192,325)					2,914,594	2,722,269	1,862,088
Endowment and similar gifts									17,793,060		17,793,060	16,493,862
Endowment return, net of amount used for operations		(214)							8,894,774		8,894,560	28,984,847
TOTAL OTHER CHANGES IN NET POSITION	-	(214)	-	-	(192,325)	-	-	-	26,687,834	2,914,594	29,409,889	50,340,797
Transfers, net	(71,767,288)	16,946,316	(59,963,790)		(6,253,853)	(2,242,489)	120,960	46,677	(4,507,796)	127,621,263	-	-
NET INCREASE (DECREASE) IN NET POSITION	(14,476,169)	7,643,939	2,882,184	1,961,317	(4,923,931)	259,930	55,532	(1,598,145)	22,198,610	38,608,845	52,612,112	55,931,176
Net position at beginning of year	20,997,668	14,903,425	42,838,245	(91,335,617)	53,070,735	1,700,876	317,905	6,670,515	605,522,822	792,969,031	1,447,655,605	1,433,516,574
Effect of adoption of new accounting standards	-	-	-	-	-	-	-	-	-	(1,721,879)	(1,721,879)	(41,792,145)
NET POSITION AT END OF YEAR	\$ 6,521,499	22,547,364	45,720,429	(89,374,300)	48,146,804	1,960,806	373,437	5,072,370	627,721,432	829,855,997	1,498,545,838	1,447,655,605

UNIVERSITY OF NEW HAMPSHIRE CONSOLIDATED
STATEMENT OF REVENUES, EXPENSES AND CHANGES IN NET POSITION
(ACTIVITIES STATEMENT)

For the year ended June 30,

	General Operating	Internally Designated	Auxiliary	Other Unrestricted Funds	Restricted Gifts & Endowment Income	Sponsored Research & Programs	Sponsored Program Appropriations	Loan Funds	Endowment & Similar Funds	Plant Funds	2019	2018
OPERATING REVENUES												
Resident tuition	\$ 109,551,861										109,551,861	108,302,715
Nonresident tuition	226,833,338										226,833,338	220,335,166
Continuing education tuition	15,098,022	10,195									15,108,217	14,827,245
Student fees revenue	16,454,620	1,367,695									17,822,315	17,174,376
Total tuition and fees	367,937,841	1,377,890	-	-	-	-	-	-	-	-	369,315,731	360,639,502
Less: student financial aid - grants and contracts						(18,489,840)					(18,489,840)	(18,262,118)
Less: student financial aid - all other	(106,369,259)	(280,301)	(2,203,603)		(10,227,554)	(240,966)					(119,321,683)	(114,518,795)
Net tuition and fees	261,568,582	1,097,589	(2,203,603)	-	(10,227,554)	(18,730,806)	-	-	-	-	231,504,208	227,858,589
Grants and contracts - direct revenues						91,379,196	6,692,677				98,071,873	97,761,874
Grants and contracts - facilities & administrative recovery	20,966,730										20,966,730	20,512,575
Sales of auxiliary services			149,352,811								149,352,811	149,620,465
Other operating revenues	5,429,023	13,047,741			1,151,562	953,815		698,073		407,131	21,687,345	23,897,612
TOTAL OPERATING REVENUES	287,964,335	14,145,330	147,149,208	-	(9,075,992)	73,602,205	6,692,677	698,073	-	407,131	521,582,967	519,651,115
OPERATING EXPENSES												
Employee compensation - grants and contracts						52,600,581	5,539,000				58,139,581	57,675,942
Employee compensation - all other	240,153,816	36,378,212	46,569,420	(4,016,794)	6,664,963	2,359,233	7,428			139,419	328,255,697	335,078,833
Supplies and services - grants and contracts						27,303,005	1,100,165			2,530	28,405,700	31,119,052
Supplies and services - all other	54,298,313	(8,636,211)	58,827,893		6,703,420	1,770,149	89,942	1,343,147		11,228,254	125,624,907	123,519,083
Utilities	4,488,021	716,736	2,568,615		288,267	2,533	21,570				8,085,742	9,502,221
Depreciation and amortization										47,345,071	47,345,071	47,157,257
TOTAL OPERATING EXPENSES	298,940,150	28,458,737	107,965,928	(4,016,794)	13,656,650	84,035,501	6,758,105	1,343,147	-	58,715,274	595,856,698	604,052,388
Operating gain (loss)	(10,975,815)	(14,313,407)	39,183,280	4,016,794	(22,732,642)	(10,433,296)	(65,428)	(645,074)	-	(58,308,143)	(74,273,731)	(84,401,273)
NONOPERATING REVENUES (EXPENSES)												
State of New Hampshire general appropriations	55,345,176										55,345,176	55,345,176
Federal Pell grants						13,778,389					13,778,389	13,610,850
Noncapital gifts	47,316	595,976			11,182,218						11,825,510	12,327,656
Endowment and investment income	6,642,542	5,341,653			13,043,601			11,561	6,894	6,006	25,052,257	24,260,707
Interest expense, net									(18,492)	(7,382,202)	(7,400,694)	(8,026,536)
Other nonoperating revenue											-	-
TOTAL NONOPERATING REVENUES (EXPENSES)	62,035,034	5,937,629	-	-	24,225,819	13,778,389	-	11,561	(11,598)	(7,376,196)	98,600,638	97,517,853
INCREASE (DECREASE) IN NET POSITION BEFORE OTHER CHANGES	51,059,219	(8,375,778)	39,183,280	4,016,794	1,493,177	3,345,093	(65,428)	(633,513)	(11,598)	(65,684,339)	24,326,907	13,116,580
OTHER CHANGES IN NET POSITION												
State of New Hampshire capital appropriations											-	-
Plant gifts, grants and other changes, net					(1,744,869)					3,453,097	1,708,228	1,901,797
Endowment and similar gifts									14,743,578		14,743,578	13,138,244
Endowment return, net of amount used for operations									1,836,449		1,836,449	10,157,127
TOTAL OTHER CHANGES IN NET POSITION	-	-	-	-	(1,744,869)	-	-	-	16,580,027	3,453,097	18,288,255	25,197,168
Transfers, net	(52,454,549)	2,318,413	(38,586,288)		(2,331,403)	(3,026,853)	120,960	46,677	316,321	96,728,060	3,131,338	(564,471)
NET INCREASE (DECREASE) IN NET POSITION	(1,395,330)	(6,057,365)	596,992	4,016,794	(2,583,095)	318,240	55,532	(586,836)	16,884,750	34,496,818	45,746,500	37,749,277
Net position at beginning of year	1,388,013	68,892,071	24,981,069	(69,625,669)	44,479,362	1,388,578	317,905	3,189,762	369,398,394	561,484,264	1,005,893,749	997,128,228
Effect of adoption of new accounting standards	-	-	-	-	-	-	-	-	-	(706,548)	(706,548)	(28,983,756)
NET POSITION AT END OF YEAR	\$ (7,317)	62,834,706	25,578,061	(65,608,875)	41,896,267	1,706,818	373,437	2,602,926	386,283,144	595,274,534	1,050,933,701	1,005,893,749

PLYMOUTH STATE UNIVERSITY
STATEMENT OF REVENUES, EXPENSES AND CHANGES IN NET POSITION
(ACTIVITIES STATEMENT)

	<u>For the year ended June 30,</u>											
	General Operating	Internally Designated	Auxiliary	Other Unrestricted Funds	Restricted Gifts & Endowment Income	Sponsored Research & Programs	Sponsored Program Appropriations	Loan Funds	Endowment & Similar Funds	Plant Funds	2019	2018
OPERATING REVENUES												
Resident tuition	\$ 28,903,188										28,903,188	28,273,999
Nonresident tuition	39,677,101										39,677,101	36,738,201
Continuing education tuition	1,451,140	70									1,451,210	2,671,451
Student fees revenue	4,336,058	900,838									5,236,896	5,161,896
Total tuition and fees	74,367,487	900,908	-	-	-	-	-	-	-	-	75,268,395	72,845,547
Less: student financial aid - grants and contracts						(6,556,211)					(6,556,211)	(6,541,971)
Less: student financial aid - all other	(21,814,048)	(15,225)	(323,656)		(849,503)	(5,854)					(23,008,286)	(19,347,814)
Net tuition and fees	52,553,439	885,683	(323,656)	-	(849,503)	(6,562,065)	-	-	-	-	45,703,898	46,955,762
Grants and contracts - direct revenues						2,988,916					2,988,916	2,670,092
Grants and contracts - facilities & administrative recovery	230,005										230,005	221,952
Sales of auxiliary services			32,424,745								32,424,745	31,528,897
Other operating revenues	1,517,812	653,741			219,816	21,926		100,034	26,500	12,651	2,552,480	2,549,188
TOTAL OPERATING REVENUES	54,301,256	1,539,424	32,101,089	-	(629,687)	(3,551,223)	-	100,034	26,500	12,651	83,900,044	83,925,891
OPERATING EXPENSES												
Employee compensation - grants and contracts						1,399,874					1,399,874	1,261,342
Employee compensation - all other	55,067,802	2,051,807	2,654,393	(704,753)	82,503	28,908					59,180,660	58,021,745
Supplies and services - grants and contracts						664,423					664,423	478,100
Supplies and services - all other	3,417,876	3,172,655	16,469,474		734,944	20,779		464,385		1,484,289	25,764,402	25,472,986
Utilities	5,454,701									27,840	5,482,541	4,989,834
Depreciation and amortization										8,956,912	8,956,912	8,644,816
TOTAL OPERATING EXPENSES	63,940,379	5,224,462	19,123,867	(704,753)	817,447	2,113,984	-	464,385	-	10,469,041	101,448,812	98,868,823
Operating gain (loss)	(9,639,123)	(3,685,038)	12,977,222	704,753	(1,447,134)	(5,665,207)	-	(364,351)	26,500	(10,456,390)	(17,548,768)	(14,942,932)
NONOPERATING REVENUES (EXPENSES)												
State of New Hampshire general appropriations	11,451,238										11,451,238	11,451,238
Federal Pell grants						5,577,425					5,577,425	5,714,103
Noncapital gifts		90,626			609,502						700,128	667,629
Endowment and investment income	1,501,567	28,579			799,586			1,667			2,331,399	1,966,556
Interest expense, net										(3,714,493)	(3,714,493)	(3,870,682)
Other nonoperating revenue											-	-
TOTAL NONOPERATING REVENUES (EXPENSES)	12,952,805	119,205	-	-	1,409,088	5,577,425	-	-	1,667	(3,714,493)	16,345,697	15,928,844
INCREASE (DECREASE) IN NET POSITION BEFORE OTHER CHANGES	3,313,682	(3,565,833)	12,977,222	704,753	(38,046)	(87,782)	-	(364,351)	28,167	(14,170,883)	(1,203,071)	985,912
OTHER CHANGES IN NET POSITION												
State of New Hampshire capital appropriations											-	3,000,000
Plant gifts, grants and other changes, net					406,219					(313,877)	92,342	713,719
Endowment and similar gifts								1,199,099			1,199,099	1,499,298
Endowment return, net of amount used for operations								617,106			617,106	1,192,979
TOTAL OTHER CHANGES IN NET POSITION	-	-	-	-	406,219	-	-	-	1,816,205	(313,877)	1,908,547	6,405,996
Transfers, net	(8,770,342)	(19,199)	(11,897,303)		(9,422)	(10,403)			3,999	20,326,814	(375,856)	(977,057)
NET INCREASE (DECREASE) IN NET POSITION	(5,456,660)	(3,585,032)	1,079,919	704,753	358,751	(98,185)	-	(364,351)	1,848,371	5,842,054	329,620	6,414,851
Net position at beginning of year	387,989	10,421,436	6,600,230	(12,215,931)	2,485,756	233,240	-	934,339	27,037,422	86,105,596	121,990,077	120,753,523
Effect of adoption of new accounting standards										(698,881)	(698,881)	(5,178,297)
NET POSITION AT END OF YEAR	\$ (5,068,671)	6,836,404	7,680,149	(11,511,178)	2,844,507	135,055	-	569,988	28,885,793	91,248,769	121,620,816	121,990,077

KEENE STATE COLLEGE CONSOLIDATED
STATEMENT OF REVENUES, EXPENSES AND CHANGES IN NET POSITION
(ACTIVITIES STATEMENT)

	For the year ended June 30,											
	General Operating	Internally Designated	Auxiliary	Other Unrestricted Funds	Restricted Gifts & Endowment Income	Sponsored Research & Programs	Sponsored Program Appropriations	Loan Funds	Endowment & Similar Funds	Plant Funds	2019	2018
OPERATING REVENUES												
Resident tuition	\$ 16,544,224	543,510									17,087,734	17,998,869
Nonresident tuition	37,980,838										37,980,838	39,919,385
Continuing education tuition	1,806,842	169,812									1,976,654	2,407,914
Student fees revenue	2,283,907	2,489,107									4,773,014	5,022,144
Total tuition and fees	58,615,811	3,202,429	-	-	-	-	-	-	-	-	61,818,240	65,348,312
Less: student financial aid - grants and contracts						(4,587,148)					(4,587,148)	(4,697,506)
Less: student financial aid - all other	(17,269,473)	(106,132)	(325,500)		(1,626,084)	(4,433)					(19,331,622)	(18,611,017)
Net tuition and fees	41,346,338	3,096,297	(325,500)	-	(1,626,084)	(4,591,581)	-	-	-	-	37,899,470	42,039,789
Grants and contracts - direct revenues						3,580,289					3,580,289	3,385,116
Grants and contracts - facilities & administrative recovery	478,904										478,904	416,480
Sales of auxiliary services			32,733,847								32,733,847	33,634,998
Other operating revenues	859,124	1,436,141			84,733			95,545			2,475,543	2,622,121
TOTAL OPERATING REVENUES	42,684,366	4,532,438	32,408,347	-	(1,541,351)	(1,011,292)	-	95,545	-	-	77,168,053	82,098,504
OPERATING EXPENSES												
Employee compensation - grants and contracts						2,105,794					2,105,794	2,052,346
Employee compensation - all other	47,471,450	2,761,666	4,891,355	(681,064)	330,244	209,606					54,983,257	58,945,736
Supplies and services - grants and contracts						788,874					788,874	695,621
Supplies and services - all other	3,151,428	2,654,440	16,797,939		312,875	43,940		742,503		358,023	24,061,148	27,063,706
Utilities	4,769,215		33,581								4,802,796	4,362,096
Depreciation and amortization										8,453,409	8,453,409	8,589,776
TOTAL OPERATING EXPENSES	55,392,093	5,416,106	21,722,875	(681,064)	643,119	3,148,214	-	742,503	-	8,811,432	95,195,278	101,709,281
Operating gain (loss)	(12,707,727)	(883,668)	10,685,472	681,064	(2,184,470)	(4,159,506)	-	(646,958)	-	(8,811,432)	(18,027,225)	(19,610,777)
NONOPERATING REVENUES (EXPENSES)												
State of New Hampshire general appropriations	10,991,515										10,991,515	10,991,515
Federal Pell grants						3,932,021					3,932,021	4,063,141
Noncapital gifts		103,116			859,522						962,638	1,079,949
Endowment and investment income	1,623,832	108,105			1,332,337				2,003		3,066,277	2,767,058
Interest expense, net										(3,701,068)	(3,701,068)	(3,837,965)
Other nonoperating revenue											-	-
TOTAL NONOPERATING REVENUES (EXPENSES)	12,615,347	211,221	-	-	2,191,859	3,932,021	-	-	2,003	(3,701,068)	15,251,383	15,063,698
INCREASE (DECREASE) IN NET POSITION BEFORE OTHER CHANGES	(92,380)	(672,447)	10,685,472	681,064	7,389	(227,485)	-	(646,958)	2,003	(12,512,500)	(2,775,842)	(4,547,079)
OTHER CHANGES IN NET POSITION												
State of New Hampshire capital appropriations											-	-
Plant gifts, grants and other changes, net					1,146,325						1,146,325	(732,986)
Endowment and similar gifts								1,385,566			1,385,566	1,333,301
Endowment return, net of amount used for operations		(214)						854,229			854,015	1,812,171
TOTAL OTHER CHANGES IN NET POSITION	-	(214)	-	-	1,146,325	-	-	-	2,239,795	-	3,385,906	2,412,486
Transfers, net	(7,727,734)	1,160,241	(9,480,199)		(3,913,124)	267,360			87,412	19,364,953	(241,091)	(343,566)
NET INCREASE (DECREASE) IN NET POSITION	(7,820,114)	487,580	1,205,273	681,064	(2,759,410)	39,875	-	(646,958)	2,329,210	6,852,453	368,973	(2,478,159)
Net position at beginning of year	2,651,170	9,203,266	11,052,106	(11,805,312)	5,726,380	73,795	-	2,546,414	37,100,824	91,764,919	148,313,562	155,705,431
Effect of adoption of new accounting standards							-			(308,450)	(308,450)	(4,913,710)
NET POSITION AT END OF YEAR	\$ (5,168,944)	9,690,846	12,257,379	(11,124,248)	2,966,970	113,670	-	1,899,456	39,430,034	98,308,922	148,374,085	148,313,562

GRANITE STATE COLLEGE
STATEMENT OF REVENUES, EXPENSES AND CHANGES IN NET POSITION
(ACTIVITIES STATEMENT)

	For the year ended June 30,											
	General Operating	Internally Designated	Auxiliary	Other Unrestricted Funds	Restricted Gifts & Endowment Income	Sponsored Research & Programs	Sponsored Program Appropriations	Loan Funds	Endowment & Similar Funds	Plant Funds	2019	2018
OPERATING REVENUES												
Resident tuition	\$ 10,692,814										10,692,814	10,749,020
Nonresident tuition	2,840,310										2,840,310	2,670,525
Continuing education tuition	1,038,247										1,038,247	842,356
Student fees revenue	662,120				19,886						682,006	713,405
Total tuition and fees	15,233,491	-	-	-	19,886	-	-	-	-	-	15,253,377	14,975,306
Less: student financial aid - grants and contracts						(3,826,419)					(3,826,419)	(4,089,660)
Less: student financial aid - all other	(972,491)				(219,413)	(454,268)					(1,646,172)	(1,411,000)
Net tuition and fees	14,261,000	-	-	-	(199,527)	(4,280,687)	-	-	-	-	9,780,786	9,474,646
Grants and contracts - direct revenues						2,616,868					2,616,868	1,917,974
Grants and contracts - facilities & administrative recovery	41,887										41,887	8,564
Sales of auxiliary services											-	-
Other operating revenues	185,841	13,387			239,751	17,420					456,399	409,782
TOTAL OPERATING REVENUES	14,488,728	13,387	-	-	40,224	(1,646,399)	-	-	-	-	12,895,940	11,810,966
OPERATING EXPENSES												
Employee compensation - grants and contracts						1,319,804					1,319,804	724,200
Employee compensation - all other	11,297,971	3,626		(142,134)	227,454	58,546					11,445,463	12,597,832
Supplies and services - grants and contracts						151,152					151,152	123,511
Supplies and services - all other	3,883,874	43,100			93,063	32,012				216,325	4,268,374	3,693,936
Utilities	146,227										146,227	148,965
Depreciation and amortization										388,403	388,403	363,868
TOTAL OPERATING EXPENSES	15,328,072	46,726	-	(142,134)	320,517	1,561,514	-	-	-	604,728	17,719,423	17,652,312
Operating gain (loss)	(839,344)	(33,339)	-	142,134	(280,293)	(3,207,913)	-	-	-	(604,728)	(4,823,483)	(5,841,346)
NONOPERATING REVENUES (EXPENSES)												
State of New Hampshire general appropriations	3,212,071										3,212,071	3,212,071
Federal Pell grants						2,680,506					2,680,506	3,019,397
Noncapital gifts					20,844						20,844	26,179
Endowment and investment income	427,922				317,100						745,022	656,464
Interest expense, net											-	-
Other nonoperating revenue											-	-
TOTAL NONOPERATING REVENUES (EXPENSES)	3,639,993	-	-	-	337,944	2,680,506	-	-	-	-	6,658,443	6,914,111
INCREASE (DECREASE) IN NET POSITION BEFORE OTHER CHANGES	2,800,649	(33,339)	-	142,134	57,651	(527,407)	-	-	-	(604,728)	1,834,960	1,072,765
OTHER CHANGES IN NET POSITION												
State of New Hampshire capital appropriations											-	-
Plant gifts, grants and other changes, net											-	(20,442)
Endowment and similar gifts								464,817			464,817	523,019
Endowment return, net of amount used for operations								115,374			115,374	253,861
TOTAL OTHER CHANGES IN NET POSITION	-	-	-	-	-	-	-	580,191	-	-	580,191	756,438
Transfers, net	(1,269,217)	1,720			96	527,407				685,207	(54,787)	(63,740)
NET INCREASE (DECREASE) IN NET POSITION	1,531,432	(31,619)	-	142,134	57,747	-	-	580,191	80,479	2,360,364	2,360,364	1,765,463
Net position at beginning of year	11,219,544	3,923,059	204,840	(2,463,717)	347,310	5,263	-	7,460,117	8,900,056	29,596,472	29,596,472	29,682,514
Effect of adoption of new accounting standards									(8,000)	(8,000)	(8,000)	(1,851,505)
NET POSITION AT END OF YEAR	\$ 12,750,976	3,891,440	204,840	(2,321,583)	405,057	5,263	-	8,040,308	8,972,535	31,948,836	31,948,836	29,596,472

TRUSTEES/CHANCELLOR'S OFFICE
STATEMENT OF REVENUES, EXPENSES AND CHANGES IN NET POSITION
(ACTIVITIES STATEMENT)

											<u>For the year ended June 30,</u>	
	General Operating	Internally Designated	Auxiliary	Other Unrestricted Funds	Restricted Gifts & Endowment Income	Sponsored Research & Programs	Sponsored Program Appropriations	Loan Funds	Endowment & Similar Funds	Plant Funds	2019	2018
OPERATING REVENUES												
Resident tuition	\$ -										-	-
Nonresident tuition											-	-
Continuing education tuition											-	-
Student fees revenue											-	-
Total tuition and fees	-	-	-	-	-	-	-	-	-	-	-	-
Less: student financial aid - grants and contracts											-	-
Less: student financial aid - all other											-	(900)
Net tuition and fees	-	-	-	-	-	-	-	-	-	-	-	(900)
Grants and contracts - direct revenues											-	-
Grants and contracts - facilities & administrative recovery											-	-
Sales of auxiliary services											-	-
Other operating revenues	32,247	5,056,928								5,048	5,094,223	198,307
TOTAL OPERATING REVENUES	32,247	5,056,928	-	-	-	-	-	-	-	5,048	5,094,223	197,407
OPERATING EXPENSES												
Employee compensation - grants and contracts											-	-
Employee compensation - all other	10,085,559	4,228,172		3,583,428	1,084						17,898,243	6,359,682
Supplies and services - grants and contracts											-	-
Supplies and services - all other	(10,328,442)	4,743,842								234,499	(5,350,101)	(3,866,730)
Utilities	65,181										65,181	61,977
Depreciation and amortization										205,383	205,383	340,366
TOTAL OPERATING EXPENSES	(177,702)	8,972,014	-	3,583,428	1,084	-	-	-	-	439,882	12,818,706	2,895,295
Operating gain (loss)	209,949	(3,915,086)	-	(3,583,428)	(1,084)	-	-	-	-	(434,834)	(7,724,483)	(2,697,888)
NONOPERATING REVENUES (EXPENSES)												
State of New Hampshire general appropriations											-	-
Federal Pell grants											-	-
Noncapital gifts		395									395	50
Endowment and investment income		7,007,514			3,160					3,818,475	10,829,149	15,850
Interest expense, net										(2,338,203)	(2,338,203)	(2,704,996)
Other nonoperating revenue		252,411									252,411	349,185
TOTAL NONOPERATING REVENUES (EXPENSES)	-	7,260,320	-	-	3,160	-	-	-	-	1,480,272	8,743,752	(2,339,911)
INCREASE (DECREASE) IN NET POSITION BEFORE OTHER CHANGES	209,949	3,345,234	-	(3,583,428)	2,076	-	-	-	-	1,045,438	1,019,269	(5,037,799)
OTHER CHANGES IN NET POSITION												
State of New Hampshire capital appropriations											-	-
Plant gifts, grants and other changes, net										(224,626)	(224,626)	-
Endowment and similar gifts											-	-
Endowment return, net of amount used for operations										5,471,616	5,471,616	15,568,709
TOTAL OTHER CHANGES IN NET POSITION	-	-	-	-	-	-	-	-	-	5,471,616	(224,626)	15,568,709
Transfers, net	(1,545,446)	13,485,141								(4,915,528)	(9,483,771)	(2,459,604)
NET INCREASE (DECREASE) IN NET POSITION	(1,335,497)	16,830,375	-	(3,583,428)	2,076	-	-	-	556,088	(8,662,959)	3,806,655	12,479,744
Net position at beginning of year	5,350,952	(77,536,407)	-	4,775,012	31,927	-	-	-	164,526,065	44,714,196	141,861,745	130,246,878
Effect of adoption of new accounting standards											-	(864,877)
NET POSITION AT END OF YEAR	\$ 4,015,455	(60,706,032)	-	1,191,584	34,003	-	-	-	165,082,153	36,051,237	145,668,400	141,861,745

**UNIVERSITY SYSTEM OF NEW HAMPSHIRE
 DETAIL STATEMENT OF CHANGES IN ENDOWMENT AND SIMILAR FUNDS
 WITH ADDITIONAL INFORMATION ON INTEREST DISTRIBUTION
 FOR THE YEAR ENDED JUNE 30, 2019**

FUND	FUND NAME	BOOK VALUE		MARKET	NET	FY19 DISTRIBUTION		FY19	MARKET	PAYOUT	FY20 DISTRIBUTION		
		6/30/2018	6/30/2019	VALUE	ADDITIONS	PURPOSE	MGMT FEE	MARKET	VALUE		FUND	ORG	PURPOSE
FUNDS FUNCTIONING AS ENDOWMENTS-POOLED-UNRESTRICTED-CAMPUSES													
UNIVERSITY OF NEW HAMPSHIRE													
1QA004	Carpenter Quasi Endowment	\$ 180,358	\$ 180,358	\$ 282,311	\$ -	\$ (10,490)	\$ (2,839)	\$ 15,902	\$ 284,884	1DA021	UAPROV	\$ (10,689)	\$ (2,672)
1QA007	Robert G Wakefield Quasi Endow	30,577	30,577	36,695	-	(1,364)	(369)	2,067	37,029	1DA035	UAPROV	(1,389)	(347)
1QE002	Rosenberg Quasi Endowment	621,900	621,900	1,018,126	-	(37,831)	(10,239)	57,350	1,027,406	1DE336	UEDEAN	(38,550)	(9,637)
1QG001	Paul W & Dorothy T Hobbs Fund	362,304	362,304	593,136	-	(22,040)	(5,965)	33,411	598,542	1DA484	UAPROV	(22,458)	(5,615)
1QG008	Alfred & Sallie Lamberton Quasi (Formally 1QC001)	220,000	220,000	232,877	-	(8,653)	(2,342)	13,118	235,000	1DGQ08	UGPRES	(8,818)	(2,204)
1QG009	Alberta Johnson Quasi Endowment (Formally 1QC019)	33,450	33,450	37,880	-	(1,408)	(381)	2,134	38,225	1DGQ09	UGPRES	(1,434)	(359)
1QG010	Italian Studies (Formally 1QC021)	100,000	100,000	116,659	-	(4,335)	(1,173)	6,571	117,723	1DGQ10	UGPRES	(4,417)	(1,104)
1QG011	Harold H Warren Quasi Endowment (Formally 1QD008)	200,547	200,547	193,682	-	(7,197)	(1,948)	10,910	195,447	1DGQ11	UGPRES	(7,333)	(1,833)
1QG013	IOL Scholarship Fund (Formally 1QR002)	248,705	248,705	302,312	-	(11,233)	(3,040)	17,029	305,068	1DGQ13	UGPRES	(11,447)	(2,862)
1QG500	UNHL Operations Quasi Endowment Fd	18,000,000	18,000,000	19,154,584	-	(711,745)	(192,625)	1,078,955	19,329,170	1DH500	UHF530	(1,087,886)	(181,314)
1QL002	UNH Bookstore Inventory Fund	307,950	307,950	747,227	-	(27,765)	(7,514)	42,090	754,038	1DL002	ULLADM	(28,293)	(7,073)
1QU001	Shirley F. Barker Fund	250	250	1,136	-	(42)	(11)	64	1,147	1DG008	UGPRES	(43)	(11)
1QU002	Edward F. Cate Fund	5,000	5,000	22,520	-	(837)	(226)	1,269	22,725	1DG008	UGPRES	(853)	(213)
1QU003	Barbara Sands Emery Fund	15,467	15,467	50,899	-	(1,891)	(512)	2,867	51,363	1DG008	UGPRES	(1,927)	(482)
1QU004	Simes T. Hoyt Fund	6,000	6,000	37,712	-	(1,401)	(379)	2,124	38,055	1DG008	UGPRES	(1,428)	(357)
1QU005	Cyrus F. & Dorothy H. Jenness Fund	10,000	10,000	30,831	-	(1,146)	(310)	1,737	31,112	1DG008	UGPRES	(1,167)	(292)
1QU006	J. O. Lyford Fund	100	100	472	-	(18)	(5)	27	476	1DG008	UGPRES	(18)	(4)
1QU007	Theodora Lyman Fund	20,293	20,293	93,660	-	(3,480)	(942)	5,276	94,514	1DG008	UGPRES	(3,546)	(887)
1QU008	Helen McLaughlin Fund	12,000	12,000	55,447	-	(2,060)	(558)	3,123	55,953	1DG008	UGPRES	(2,099)	(525)
1QU009	Isabel Harriet A. Paul	479,674	479,674	2,454,559	-	(91,206)	(24,684)	138,262	2,476,931	1DG008	UGPRES	(92,938)	(23,234)
1QU010	Ruth E. Rumery Fund	14,804	14,804	48,672	-	(1,809)	(489)	2,742	49,116	1DG008	UGPRES	(1,843)	(461)
1QU011	Victor P. Sanborn Fund	68,076	68,076	198,749	-	(7,385)	(1,999)	11,195	200,560	1DG008	UGPRES	(7,525)	(1,881)
1QU012	Chester A. Scammon Fund	5,000	5,000	14,926	-	(555)	(150)	841	15,062	1DG008	UGPRES	(565)	(141)
1QU013	Alice Hamilton Smith Fund	128,847	128,847	603,870	-	(22,439)	(6,073)	34,015	609,374	1DG008	UGPRES	(22,865)	(5,716)
1QU014	Morris A. Stewart Fund	915	915	4,293	-	(160)	(43)	242	4,332	1DG008	UGPRES	(163)	(41)
1QU015	General Unrestricted Endowment	1,000	1,000	2,728	-	(101)	(27)	154	2,753	1DG008	UGPRES	(103)	(26)
1QU018	William Wade Perkins Quasi Endowmen	163,397	163,397	151,375	-	(5,625)	(1,522)	8,527	152,755	1DU321	UUFAID	(5,732)	(1,433)
1QU019	UNH ECOLine Quasi Endowment	2,950,000	2,950,000	3,491,180	-	-	(32,594)	198,937	3,657,523	1AT001	UT1OPS	(137,235)	(34,309)
	TOTAL UNIVERSITY OF NEW HAMPSHIRE	24,186,614	24,186,614	29,978,518	-	(984,216)	(298,959)	1,690,939	30,386,283			(1,502,764)	(285,033)
UNH AT MANCHESTER													
1QM002	UNHM Quasi Endowment Fund	1,887,500	1,887,500	1,784,217	-	(66,298)	(17,943)	100,503	1,800,480	1DMGPO	UMDEAN	(67,557)	(16,889)
	TOTAL UNH AT MANCHESTER	1,887,500	1,887,500	1,784,217	-	(66,298)	(17,943)	100,503	1,800,480			(67,557)	(16,889)
PLYMOUTH STATE UNIVERSITY													
6QC001	PSU Student Activity Endowment	392,786	392,786	582,823	-	(21,657)	(5,861)	32,830	588,136	6DSSCH	PGGNER	(22,068)	(5,517)
6QC007	AllWell Ice Arena Quasi-endmt Fund	3,161,822	3,165,822	4,801,174	4,000	-	-	274,436	5,079,610	6DCE07	PCADMG	(190,594)	(47,649)
6QC008	2011 Campus Community Leader Schl	125,000	125,000	138,105	-	(5,132)	(1,389)	7,779	139,364	6DCCLS	PGGNER	(5,229)	(1,307)
	TOTAL PLYMOUTH STATE UNIVERSITY	3,679,608	3,683,608	5,522,102	4,000	(26,789)	(7,250)	315,045	5,807,110			(217,891)	(54,473)
KEENE STATE COLLEGE													
5QE003	Goodell, Ida '47 Quasi Endowment	327,072	327,072	403,020	-	(14,975)	(4,053)	22,702	406,694	5DD001	KDAFAC	(15,260)	(3,815)
	TOTAL KEENE STATE ENDOWMENT	327,072	327,072	403,020	-	(14,975)	(4,053)	22,702	406,694			(15,260)	(3,815)
TRUSTEES/CHANCELLOR'S OFFICE													
9QG001	USNH LT Contingency Fund	4,506,105	4,506,105	7,320,802	-	-	-	420,305	7,741,107	-	-	-	-
9QG003	Long-Term Treasury Investments Quasi	158,898,945	163,301,017	184,940,369	5,016,023	(8,731,820)	-	10,417,470	191,642,035	9D0012	YZIN10	(8,753,087)	-
9QG004	Health Benefits Cost Containment	13,000,000	13,000,000	19,825,681	-	-	-	1,138,240	20,963,925	-	-	-	-
9QGDBT	USNH Debt Quasi	74,815,921	69,943,106	106,069,620	(5,016,023)	(3,818,475)	-	6,045,101	103,280,223	9X0009	YCFT92	(3,519,778)	-
	TOTAL TRUSTEES/CHANCELLOR'S OFFICE	251,220,971	250,750,228	318,156,472	-	(12,550,295)	-	18,021,116	323,627,290			(12,272,865)	-
TOTAL FUNDS FUNCTIONING AS													
ENDOWMENTS-POOLED-UNRESTRICTED-CAMPUSES		281,301,765	280,835,022	355,844,329	4,000	(13,642,573)	(328,205)	20,150,305	362,027,857			(14,076,337)	(360,210)

UNIVERSITY SYSTEM OF NEW HAMPSHIRE
DETAIL STATEMENT OF CHANGES IN ENDOWMENT AND SIMILAR FUNDS
WITH ADDITIONAL INFORMATION ON INTEREST DISTRIBUTION
FOR THE YEAR ENDED JUNE 30, 2019

FUND	FUND NAME	BOOK VALUE		MARKET VALUE 6/30/2018	NET ADDITIONS PRIMARILY GIFTS	FY19 DISTRIBUTION		MARKET VALUE 6/30/2019	PAYOUT FUND	ORG	FY20 DISTRIBUTION		
		6/30/2018	6/30/2019			PURPOSE	MGMT FEE				PURPOSE	MGMT FEE	
FUNDS FUNCTIONING AS ENDOWMENT FUNDS-POOLED-RESTRICTED-CAMPUSES													
UNIVERSITY OF NEW HAMPSHIRE													
1QA001	Winnie R. Allen Fund	375,374	375,374	1,213,165	-	(45,079)	(12,200)	68,337	1,224,223	1GU017	UUF AID	(45,935)	(11,484)
1QA002	Rosamond L. Granger	61,667	61,667	132,363	-	(4,918)	(1,331)	7,455	133,569	1GU202	UUF AID	(5,012)	(1,253)
1QA003	S. Judson Dunaway	26,303	26,303	86,426	-	(3,211)	(869)	4,868	87,214	1GU165	UUF AID	(3,272)	(818)
1QA005	Harold Mckinley Lander Clorf24	101,139	101,139	105,260	-	(3,911)	(1,059)	5,930	106,220	1GU199	UUF AID	(3,986)	(996)
1QA006	Excellence in Teaching	19,138	19,138	32,567	-	(1,210)	(328)	1,834	32,863	1GU172	UUF AID	(1,233)	(308)
1QA008	Carl M Gahan '53 Scholarship	1,875,585	1,875,585	2,677,437	-	(99,488)	(26,925)	150,817	2,701,841	1GA086	UUF AID	(101,377)	(25,344)
1QA009	Maurice C Paige Endow Schol Fund	51,063	51,063	73,278	-	(2,723)	(737)	4,128	73,946	1GU282	UUF AID	(2,775)	(694)
1QA010	Arthur H Carter Scholarship Fund	428,173	428,173	585,509	-	(21,756)	(5,888)	32,981	590,846	1GU287	UUF AID	(22,169)	(5,542)
1QB001	Albion R Hodgson Memorial	10,000	10,000	9,683	-	(360)	(97)	545	9,771	1GB036	UBBIOL	(367)	(92)
1QB002	Dean C Smith Thompson School	25,334	25,334	25,037	-	(930)	(252)	1,410	25,265	1GU274	UUF AID	(948)	(237)
1QB003	Elinor Dodge Quasi	70,000	70,000	73,824	-	(2,743)	(742)	4,158	74,497	1GB091	UBDEAN	(2,795)	(699)
1QB004	Dunlop Fund	200,000	200,000	210,926	-	(7,838)	(2,121)	11,881	212,848	1GB066	UBMCBS	(7,986)	(1,997)
1QB005	Putnam Memorial Scholarship Fd	33,767	33,767	34,251	-	(1,273)	(344)	1,929	34,563	1GB105	UBDEAN	(1,297)	(324)
1QB006	Nancy Coutu Memorial Quasi Endow	10,286	10,286	12,106	-	(450)	(122)	683	12,217	1GB152	UBNREN	(458)	(115)
1QB007	Thomas Fairchild Fund-Animal Science	26,520	26,520	37,492	-	(1,393)	(377)	2,112	37,834	1GB161	UBANFS	(1,420)	(355)
1QC002	College of Liberal Arts Endow	120,000	120,000	127,192	-	(4,726)	(1,279)	7,164	128,351	1GC042	UCDEAN	(4,816)	(1,204)
1QC003	Theater Resources for Youth	118,000	118,000	137,848	-	(5,122)	(1,386)	7,765	139,105	1GC051	UCTRYP	(5,219)	(1,305)
1QC004	Signal Corp Religious Studies	50,000	50,000	54,463	-	(2,024)	(548)	3,068	54,959	1GC045	UCDEAN	(2,062)	(516)
1QC005	Gunst/Wilcox History Grad Prog	23,033	23,033	25,961	-	(965)	(261)	1,463	26,198	1GC004	UCHIST	(983)	(246)
1QC006	Winthrop L Carter Art Exhibits	55,249	55,249	62,353	-	(2,317)	(627)	3,512	62,921	1GC023	UCARGL	(2,361)	(590)
1QC007	Mcarthur/Simic Writers Series	128,020	128,020	139,363	-	(5,178)	(1,401)	7,849	140,633	1GC031	UCENGL	(5,277)	(1,319)
1QC008	University Art Gallery	96,513	99,313	107,248	2,800	(3,985)	(1,079)	6,152	111,136	1GC040	UCARGL	(4,061)	(1,015)
1QC009	The Signal History Fund	94,564	94,564	106,761	-	(3,967)	(1,074)	6,014	107,734	1GC046	UCHIST	(4,042)	(1,011)
1QC010	Thomas Williams Memorial Fund	13,372	13,372	14,560	-	(541)	(146)	820	14,693	1GC087	UCENGL	(551)	(138)
1QC011	Russell Wheeler Fund	27,000	27,000	28,004	-	(1,041)	(282)	1,578	28,259	1GC018	UCHIST	(1,060)	(265)
1QC012	William Nicol Memorial	10,000	10,000	10,372	-	(385)	(104)	583	10,466	1GC032	UCMUSI	(393)	(98)
1QC013	Pitavy Schol Quasi-Endow Fund	12,831	12,831	13,055	-	(485)	(131)	735	13,174	1GC133	UCFI00	(494)	(124)
1QC014	Arnold S Linksky Quasi Endow	17,320	17,320	18,203	-	(676)	(183)	1,025	18,369	1GC117	UCDEAN	(689)	(172)
1QC015	Katharine C & Charles H Sawyer Quas	51,882	51,882	58,144	-	(2,161)	(585)	3,276	58,674	1GC194	UCARGL	(2,202)	(550)
1QC016	Dion Janetos 39 Fnd0Hellenic Studie	100,000	100,000	107,458	-	(3,993)	(1,081)	6,054	108,438	1GC197	UCLLAC	(4,069)	(1,017)
1QC017	John Hanlon Memorial Scholarship	10,650	10,650	11,436	-	(425)	(115)	645	11,541	1GC196	UCENGL	(433)	(108)
1QC018	COLA Undergrad Annual Appeal Schol	100,000	100,000	103,329	-	(3,839)	(1,039)	5,819	104,270	1GC125	UCDEAN	(3,912)	(978)
1QC020	Frederick Gates Music Schol. -quasi	25,000	25,000	26,765	-	(995)	(269)	1,508	27,009	1GC204	UCMUSI	(1,013)	(253)
1QD001	Chemical Engineering Quasi	195,000	205,000	219,475	10,000	(7,015)	(1,898)	12,449	233,011	1GD042	UDKE00	(8,368)	(2,092)
1QD002	Thomas R. Anderton	80,717	80,717	148,874	-	(5,532)	(1,497)	8,386	150,231	1GD067	UDEE00	(5,637)	(1,409)
1QD003	Marion Mitchell Cutts	119,931	119,931	259,731	-	(9,651)	(2,612)	14,630	262,098	1GD054	UDPHYS	(9,834)	(2,459)
1QD004	Electrical & Computer Eng	25,000	25,000	27,716	-	(1,030)	(279)	1,561	27,968	1GD055	UDEE00	(1,049)	(262)
1QD005	Earth Sciences Memorial Fund	13,459	13,459	15,401	-	(572)	(155)	867	15,541	1GD061	UDSCI	(583)	(146)
1QD006	Donald G O'Brien Fund	72,394	72,394	88,673	-	(3,295)	(892)	4,995	89,481	1GD066	UDDEAN	(3,357)	(839)
1QD007	Gordon H Bassett Endow Scholar	16,825	16,825	18,030	-	(670)	(181)	1,015	18,194	1GD021	UDDEAN	(683)	(171)
1QE001	Dean C Smith Whittemore School	25,334	25,334	23,901	-	(888)	(240)	1,345	24,118	1GU263	UUF AID	(905)	(226)
1QE003	C Donald Mckelvie Econ-Scholar	130,352	130,352	137,473	-	(5,108)	(1,382)	7,743	138,726	1GE027	UEWBSC	(5,205)	(1,301)
1QE004	Sam Rosen Quasi-Endowment Fund	15,716	15,716	18,210	-	(677)	(183)	1,026	18,376	1GU161	UUF AID	(689)	(172)
1QE005	WSBE Undergraduate Scholarships Qua	34,092	34,092	43,617	-	(1,621)	(439)	2,457	44,014	1GE031	UEWBSC	(1,651)	(413)
1QE007	Roberta T Bartlett Scholarship Quas	117,676	117,676	118,050	-	(4,386)	(1,187)	6,649	119,126	1GE073	UEDEAN	(4,470)	(1,117)
1QF001	School of HHS Endowed Scholar	25,600	25,600	47,624	-	(1,770)	(479)	2,683	48,058	1GF009	UFDEAN	(1,803)	(451)
1QF002	Robert Jolley Scholarship Fund	74,827	77,327	76,814	2,500	(2,323)	(629)	4,499	80,861	1GF101	UFSW00	(2,935)	(734)
1QG002	UNH Alumni Assn Endowment	131,630	131,630	174,726	-	(6,492)	(1,757)	9,841	176,318	1GG047	UGAADM	(6,616)	(1,654)
1QG003	UNH Alumni Scholars Fund	352,828	352,828	403,651	-	(14,999)	(4,059)	22,737	407,330	1GG052	UGAADM	(15,284)	(3,821)
1QJ001	Charles Harvey Hood House Main	75,000	75,000	334,362	-	(12,424)	(3,362)	18,834	337,410	1GA098	UAHBLD	(12,660)	(3,165)
1QJ003	Class of 29 Mub Living Room	40,000	40,000	55,953	-	(2,079)	(563)	3,152	56,463	1GJ034	UJMBLD	(2,119)	(530)
1QL001	Lillian P. Duncan	34,662	34,662	119,776	-	(4,451)	(1,205)	6,747	120,867	1GL005	ULLBKS	(4,535)	(1,134)
1QL003	University Museum Fund	72,100	72,100	122,633	-	(4,557)	(1,233)	6,908	123,751	1GL016	ULLADM	(4,643)	(1,161)
1QL004	Milne Special Collections Endo	1,568,438	1,568,438	2,567,725	-	(95,411)	(25,822)	144,637	2,591,129	1GL024	ULLBKS	(97,223)	(24,306)
1QL005	Walter & Dorothy Peterson Lib	36,527	36,527	40,543	-	(1,507)	(408)	2,285	40,913	1GL026	ULLBKS	(1,535)	(384)
1QL006	Phillip J. Sawyer Quasi Endowment	37,000	37,000	48,829	-	(1,814)	(491)	2,750	49,274	1GL055	ULLBKS	(1,849)	(462)
1QS001	Edward A. Necker	75,343	75,343	246,101	-	(9,145)	(2,475)	13,863	248,344	1GS016	USAADM	(9,318)	(2,330)
1QS002	Jane Blalock Athletic Scholar	60,000	60,000	98,227	-	(3,650)	(988)	5,534	99,123	1GS019	USAADM	(3,719)	(930)
1QS003	George H Batchelder Scholar	480,205	480,205	448,943	-	(16,682)	(4,515)	25,289	453,035	1GS072	USAADM	(16,999)	(4,250)
1QU016	Ormond A Roberts Scholarship Fund	101,084	101,084	102,644	-	(3,814)	(1,032)	5,781	103,579	1GU302	UUF AID	(3,886)	(972)
1QU017	Edith M. Blake Scholarship Fund	568,519	568,519	523,602	-	(19,456)	(5,266)	29,494	528,374	1GU311	UUF AID	(19,825)	(4,956)
TOTAL UNIVERSITY OF NEW HAMPSHIRE		8,948,042	8,963,342	12,993,143	15,300	(481,127)	(130,211)	732,256	13,129,361			(492,047)	(123,014)

**UNIVERSITY SYSTEM OF NEW HAMPSHIRE
 DETAIL STATEMENT OF CHANGES IN ENDOWMENT AND SIMILAR FUNDS
 WITH ADDITIONAL INFORMATION ON INTEREST DISTRIBUTION
 FOR THE YEAR ENDED JUNE 30, 2019**

FUND	FUND NAME	BOOK VALUE		MARKET VALUE 6/30/2018	NET ADDITIONS PRIMARILY GIFTS	FY19 DISTRIBUTION		MARKET VALUE 6/30/2019	PAYOUT FUND	ORG	FY20 DISTRIBUTION		
		6/30/2018	6/30/2019			PURPOSE	MGMT FEE				PURPOSE	MGMT FEE	
UNH AT MANCHESTER													
1QM001	UNHM Scholarship Fund	10,800	10,800	19,570	-	(727)	(197)	1,102	19,748	1GM010	UMMBSC	(741)	(185)
1QM003	Lewis Knight Scholarship Fund	21,000	21,000	25,727	-	(956)	(259)	1,449	25,962	1GM014	UMMATH	-	(244)
	TOTAL UNH AT MANCHESTER	31,800	31,800	45,297	-	(1,683)	(456)	2,551	45,710			(741)	(429)
PLYMOUTH STATE UNIVERSITY													
6QC002	HPER Alumni Merit Scholarship	13,290	13,290	16,528	-	(614)	(166)	931	16,679	6GCE95	PAHPER	(626)	(156)
6QC003	Cindy Kilzen Award	5,950	5,950	7,336	-	(273)	(74)	413	7,403	6GCE96	PSDSP1	(278)	(69)
6QC004	New Hampshire Transfer Student Fund	49,026	49,026	48,990	-	(1,820)	(493)	2,760	49,437	6GTSFS	PGGNER	(1,855)	(464)
6QC005	Roberta T Bartlett Art Scholarship	57,838	57,838	58,022	-	(2,156)	(583)	3,268	58,551	6GCE1U	PCADMG	(2,197)	(549)
6QC006	Roberta T Bartlett Music Schol	57,838	57,838	58,022	-	(2,156)	(583)	3,268	58,551	6GCE1W	PCADMG	(2,197)	(549)
6QC009	John P& June Estelle Ryan Lewis '44	50,000	50,000	62,307	-	(2,315)	(627)	3,510	62,875	6GCE2T	PCADMG	(2,359)	(590)
6QC010	Norton Bagley '41 Library Endowment	25,000	25,000	27,239	-	(1,012)	(274)	1,534	27,487	6GCE3M	PALIB1	(1,031)	(258)
	TOTAL PLYMOUTH STATE UNIVERSITY	258,942	258,942	278,444	-	(10,346)	(2,800)	15,684	280,983			(10,543)	(2,635)
KEENE STATE COLLEGE													
5QD001	Peter H. Batchelder Scholarship Fd	350,000	350,000	501,219	-	(18,624)	(5,040)	28,233	505,787	5GD029	KDAFAC	(18,978)	(4,744)
5QD003	Barbara Kirstein Nursing Schl Endow	28,926	28,926	34,628	-	(1,287)	(348)	1,951	34,944	5GD053	KDAFAC	(1,311)	(328)
5QE001	Camp on Wilson Pond Endowment	21,947	21,947	27,350	-	(1,014)	(275)	1,541	27,601	5GE253	KEDADV	(1,036)	(259)
5QE002	Alumni Program Quasi-Endowment	125,000	125,000	157,619	-	(5,857)	(1,585)	8,878	159,055	5GE299	KEDAPR	(5,968)	(1,492)
5QE004	Morris August Honors Prog Quasi End	563,950	653,950	659,544	90,000	-	(5,089)	39,012	783,467	5GD025	KDAFAC	-	(7,349)
5QE005	Calhoun, R & J Thorne-Sagendorf Gal	30,906	30,906	36,237	-	(1,346)	(364)	2,041	36,567	5GH139	KHRTHR	(1,372)	(343)
	TOTAL KEENE STATE COLLEGE	1,120,729	1,210,729	1,416,597	90,000	(28,128)	(12,701)	81,656	1,547,421			(28,665)	(14,515)
GRANITE STATE COLLEGE													
7Q0001	M Horton/V Montana Schol Fund	13,283	13,783	15,354	500	(571)	(154)	858	15,987	7G0006	CADMOP	(581)	(145)
	TOTAL GRANITE STATE COLLEGE	13,283	13,783	15,354	500	(571)	(154)	858	15,987			(581)	(145)
TRUSTEES/CHANCELLOR'S OFFICE													
9QG002	Bradford K Perry Memorial Fund	10,883	10,883	12,398	-	(461)	-	706	12,643	9G0005	YCFT92	(474)	-
	TOTAL TRUSTEES/CHANCELLOR'S OFFICE	10,883	10,883	12,398	-	(461)	-	706	12,643			(474)	-
TOTAL FUNDS FUNCTIONING AS ENDOWMENTS-POOLED-RESTRICTED-CAMPUSES		10,383,679	10,489,479	14,761,233	105,800	(522,316)	(146,322)	833,711	15,032,105			(533,051)	(140,738)
TOTAL FUNDS FUNCTIONING AS ENDOWMENTS-POOLED-CAMPUSES		291,685,444	291,324,501	370,605,562	109,800	(14,164,889)	(474,527)	20,984,016	377,059,962			(14,609,388)	(500,948)
TRUE ENDOWMENTS-POOLED-UNRESTRICTED-CAMPUSES													
UNIVERSITY OF NEW HAMPSHIRE													
1TG002	UNH Venture Capital Endowment	167,835	167,835	278,616	-	(10,353)	(2,802)	15,694	281,155	1DG3BW	UGPRES	(10,549)	(2,637)
1TG005	Class of 1953	22,564	22,564	56,489	-	(2,099)	(568)	3,182	57,004	1DG008	UGPRES	(2,139)	(535)
1TG006	Dr. Phyllis Lucasse	885,452	885,452	1,749,906	-	(65,023)	(17,598)	98,570	1,765,856	1DG008	UGPRES	(66,257)	(16,564)
1TG007	Avis Perkins Smart '42' Fund	15,948	16,198	26,407	250	(972)	(263)	1,512	26,934	1DG008	UGPRES	(1,000)	(250)
1TG010	President's Discretionary Fund	24,300	24,450	47,221	150	(1,749)	(473)	2,660	47,808	1DG008	UGPRES	(1,794)	(448)
1TG011	Nash - President's Disc. Fund	19,053	19,053	49,488	-	(1,839)	(498)	2,788	49,939	1DG008	UGPRES	(1,874)	(468)
1TG013	Louis B. Hoffman Endowment	155,775	155,775	242,151	-	(8,998)	(2,435)	13,640	244,358	1DG008	UGPRES	(9,169)	(2,292)
1TG017	A.E. Kenison, Jr./D.L. Kenison Endo	100,000	100,000	128,051	-	(4,758)	(1,288)	7,213	129,218	1DG008	UGPRES	(4,848)	(1,212)
1TG020	Elizabeth Farmer McIninch Fund	32,048	32,048	36,923	-	(1,372)	(371)	2,080	37,259	1DG436	UGPRES	(1,398)	(350)
1TG021	Esther Eastman Endowment	23,101	23,101	23,698	-	(881)	(238)	1,335	23,914	1DG008	UGPRES	(897)	(224)
1TG022	Warren H. Hay Endowment	305,266	305,266	306,848	-	(11,402)	(3,086)	17,284	309,645	1DG008	UGPRES	(11,618)	(2,905)
1TL007	Helena M Milne Endowment	867,766	867,766	1,483,777	-	(55,134)	(14,921)	83,579	1,497,301	1DL001	ULLADM	(56,181)	(14,045)
1TU001	Walter W. Lucasse	400,334	400,334	1,026,578	-	(38,145)	(10,324)	57,826	1,035,935	1DG008	UGPRES	(38,870)	(9,717)
1TU008	Spaulding Memorial Fund	500,000	500,000	2,160,857	-	(80,293)	(21,730)	121,719	2,180,552	1DU004	UIIOTH	(81,817)	(20,454)
	TOTAL UNIVERSITY OF NEW HAMPSHIRE	3,519,442	3,519,842	7,617,010	400	(283,018)	(76,595)	429,082	7,686,878			(288,411)	(72,101)
PLYMOUTH STATE UNIVERSITY													
6TC018	William C. & Helen C. Gray	23,721	23,721	48,223	-	(1,792)	(485)	2,716	48,662	6DCE59	PPPRES	(1,826)	(456)
	TOTAL PLYMOUTH STATE UNIVERSITY	23,721	23,721	48,223	-	(1,792)	(485)	2,716	48,662			(1,826)	(456)
KEENE STATE COLLEGE													
5TE002	The Hazel S Hamilton Endowment	106,355	106,355	137,029	-	(5,092)	(1,378)	7,719	138,278	5DE103	KEAPRE	(5,188)	(1,297)
	TOTAL KEENE STATE COLLEGE	106,355	106,355	137,029	-	(5,092)	(1,378)	7,719	138,278			(5,188)	(1,297)
TOTAL TRUE ENDOWMENTS-POOLED- UNRESTRICTED-CAMPUSES		3,649,518	3,649,918	7,802,262	400	(289,902)	(78,458)	439,517	7,873,818			(295,425)	(73,854)

**UNIVERSITY SYSTEM OF NEW HAMPSHIRE
DETAIL STATEMENT OF CHANGES IN ENDOWMENT AND SIMILAR FUNDS
WITH ADDITIONAL INFORMATION ON INTEREST DISTRIBUTION
FOR THE YEAR ENDED JUNE 30, 2019**

FUND	FUND NAME	BOOK VALUE		MARKET	NET	FY19 DISTRIBUTION		FY19	MARKET	PAYOUT	FY20 DISTRIBUTION		
		6/30/2018	6/30/2019	VALUE	ADDITIONS	PURPOSE	MGMT FEE	MARKET	VALUE		FUND	ORG	PURPOSE
TRUE ENDOWMENTS-POOLED-RESTRICTED-CAMPUSES													
UNIVERSITY OF NEW HAMPSHIRE													
1TA002	Putnam Memorial Scholarship Fd	18,460	18,460	56,515	-	(2,100)	(568)	3,183	57,030	1GB105	UBDEAN	(2,140)	(535)
1TA003	Furio A Abbiatti, Cl' of 1927	7,468	7,468	26,949	-	(1,001)	(271)	1,518	27,194	1GU018	UUNFAID	(1,020)	(255)
1TA004	Ben Bronstein Endowed Scholars	10,000	10,000	25,987	-	(966)	(261)	1,464	26,223	1GU158	UUNFAID	(984)	(246)
1TA005	Jean Brierly Fund	183,177	183,177	369,948	-	(13,746)	(3,720)	20,839	373,320	1GA017	UAPROV	(14,007)	(3,502)
1TA006	Janet Clark Class of '42	34,611	34,611	58,865	-	(2,187)	(592)	3,316	59,401	1GU078	UUNFAID	(2,229)	(557)
1TA007	Class of 1922 Golden Aniv Gif	45,496	45,496	132,225	-	(4,913)	(1,330)	7,448	133,430	1GU038	UUNFAID	(5,006)	(1,252)
1TA008	Mr. & Mrs. Robert Davison	100,000	100,000	200,395	-	(7,446)	(2,015)	11,288	202,222	1GD070	UDDEAN	(7,588)	(1,897)
1TA009	Class of 1928 Scholarship Fund	219,618	219,618	318,844	-	(11,848)	(3,206)	17,960	321,750	1GU037	UUNFAID	(12,073)	(3,018)
1TA010	Class of 1933 Honors	104,634	104,634	172,652	-	(6,415)	(1,736)	9,725	174,225	1GU203	UUNFAID	(6,537)	(1,634)
1TA011	Class of 1954 Endowment Fund	225,299	225,349	415,595	50	(15,442)	(4,179)	23,412	419,436	1GA006	UAPROV	(15,736)	(3,934)
1TA012	Concord Alumni Scholarship Fun	3,453	3,453	12,902	-	(479)	(130)	727	13,020	1GU002	UUNFAID	(489)	(122)
1TA013	Paul A. Cote	100,000	100,000	198,509	-	(7,376)	(1,996)	11,182	200,319	1GU209	UUNFAID	(7,516)	(1,879)
1TA014	Melbourne W. Cummings End. Fun	1,300,835	1,300,835	2,311,018	-	(85,873)	(23,240)	130,177	2,332,082	1GU045	UUNFAID	(87,503)	(21,876)
1TA015	Elmer F. & Marion M.cutts	80,573	80,573	214,160	-	(7,958)	(2,154)	12,063	216,112	1GU115	UUNFAID	(8,109)	(2,027)
1TA016	Gwynne Harris Daggett Mem. Sch	16,343	16,443	35,771	100	(1,329)	(360)	2,019	36,201	1GU049	UUNFAID	(1,354)	(339)
1TA017	Alexander P. Danoff Endowed Sc	8,000	8,000	29,537	-	(1,098)	(297)	1,664	29,807	1GU050	UUNFAID	(1,118)	(280)
1TA018	Robert L. Deming Mem. Scholars	3,550	3,550	10,427	-	(387)	(105)	587	10,522	1GU051	UUNFAID	(395)	(99)
1TA019	Ben & Zelma Dorson Scholarship	128,700	128,700	235,119	-	(8,737)	(2,364)	13,244	237,262	1GU034	UUNFAID	(8,902)	(2,226)
1TA020	Forrest Smith Fund	605,366	605,366	1,038,087	-	(38,573)	(10,439)	58,474	1,047,549	1GU222	UUNFAID	(39,305)	(9,826)
1TA021	Fred Engelhardt Fund	52,951	52,951	181,916	-	(6,760)	(1,829)	10,247	183,574	1GU055	UUNFAID	(6,888)	(1,722)
1TA022	Avrum Gudelsky	55,000	60,000	77,764	5,000	(2,890)	(782)	4,604	83,697	1GU130	UUNFAID	(3,140)	(785)
1TA023	Bank Meridian	20,000	20,000	59,810	-	(2,222)	(601)	3,369	60,356	1GU040	UUNFAID	(2,265)	(566)
1TA024	Hannaford Brothers Endowment	5,000	5,000	14,595	-	(542)	(147)	822	14,728	1GU075	UUNFAID	(553)	(138)
1TA025	William C. Hennessy Scholarshi	12,873	12,873	33,886	-	(1,257)	(340)	1,909	34,197	1GU062	UUNFAID	(1,283)	(321)
1TA026	George T. Gilman	40,294	40,294	87,413	-	(3,248)	(879)	4,924	88,210	1GU128	UUNFAID	(3,310)	(827)
1TA027	Larry Hogan Scholarship Fund	100,326	100,326	315,635	-	(11,728)	(3,174)	17,779	318,512	1GU061	UUNFAID	(11,951)	(2,988)
1TA028	Harold A. Holbrook Memorial S	14,500	14,500	36,848	-	(1,369)	(371)	2,076	37,184	1GU065	UUNFAID	(1,395)	(349)
1TA029	John S.holland Mem. Scholarshi	9,048	9,048	22,072	-	(820)	(222)	1,243	22,273	1GU068	UUNFAID	(836)	(209)
1TA030	Dorice & Richard Horan End Schol	44,051	46,051	51,678	2,000	(1,920)	(520)	3,103	54,342	1GU063	UUNFAID	(1,957)	(489)
1TA031	Cyril Thomas Hunt Mem. Sch. Fu	10,656	10,656	28,741	-	(1,068)	(289)	1,619	29,003	1GU067	UUNFAID	(1,088)	(272)
1TA032	Miriam Jackson Mem Scholarship	17,664	17,664	46,286	-	(1,720)	(465)	2,607	46,708	1GU069	UUNFAID	(1,753)	(438)
1TA033	Elizabeth Jones Class 1922 Sch	286,287	286,765	816,504	478	(30,332)	(8,209)	45,994	824,434	1GU073	UUNFAID	(30,928)	(7,732)
1TA034	Helen Duncan Jones Prize	1,900	1,900	5,552	-	(206)	(56)	313	5,602	1GU144	UUNFAID	(210)	(53)
1TA035	Frances Kling	10,000	10,000	22,908	-	(851)	(230)	1,290	23,117	1GU163	UUNFAID	(867)	(217)
1TA036	Peter & Francis Martin Schol Fund	108,396	108,396	204,862	-	(7,612)	(2,060)	11,540	206,729	1GU201	UUNFAID	(7,757)	(1,939)
1TA037	Marcia Mccann	13,810	13,810	33,115	-	(1,230)	(333)	1,865	33,416	1GU009	UUNFAID	(1,254)	(313)
1TA038	John W. Mcconnell Scholarship	20,132	20,232	52,680	100	(1,955)	(529)	2,972	53,268	1GU086	UUNFAID	(1,999)	(500)
1TA039	Howard E. Mclane Scholarship	39,600	39,900	58,305	300	(2,163)	(585)	3,313	59,170	1GU085	UUNFAID	(2,208)	(552)
1TA040	Elinor Metcalf Scholarship	5,000	5,000	15,508	-	(576)	(156)	874	15,649	1GU087	UUNFAID	(587)	(147)
1TA041	Barbara King Newman Sch. Fund	17,930	18,030	50,720	100	(1,885)	(510)	2,861	51,286	1GU091	UUNFAID	(1,924)	(481)
1TA042	Nickerson Scholarship Fund	35,731	35,731	91,302	-	(3,393)	(918)	5,143	92,135	1GU137	UUNFAID	(3,457)	(864)
1TA043	Bertha I. Norton Endowment Sch	15,000	15,000	43,785	-	(1,627)	(440)	2,466	44,184	1GU127	UUNFAID	(1,658)	(414)
1TA044	Leonard P. Novak	6,890	7,090	24,132	200	(889)	(241)	1,379	24,582	1GU148	UUNFAID	(914)	(229)
1TA045	Albert N. Otis Scholarship Fun	39,228	39,228	122,514	-	(4,552)	(1,232)	6,901	123,631	1GU094	UUNFAID	(4,639)	(1,160)
1TA046	Nettie M. & Charles Parker Mem	1,000	1,000	3,476	-	(129)	(35)	196	3,508	1GU096	UUNFAID	(132)	(33)
1TA047	Robert G. Perrault Mem.scholar	25,928	30,728	36,419	4,800	(1,309)	(354)	2,183	41,739	1GU098	UUNFAID	(1,451)	(363)
1TA048	Constantine A. Petmezas Schola	38,879	38,879	108,938	-	(4,048)	(1,096)	6,136	109,931	1GU010	UUNFAID	(4,125)	(1,031)
1TA049	'bunny' Bryant Band Scholarshi	76,973	103,275	104,034	26,302	(3,866)	(1,046)	6,900	132,323	1GU023	UUNFAID	(3,939)	(985)
1TA050	Paul Barlow	5,208	5,208	9,329	-	(347)	(94)	525	9,414	1GU140	UUNFAID	(353)	(88)
1TA051	Peter Lino Barili	40,283	40,283	68,030	-	(2,528)	(684)	3,832	68,650	1GU168	UUNFAID	(2,576)	(644)
1TA052	O. B. Brown Endowed Scholarshi	12,000	12,000	20,519	-	(762)	(206)	1,156	20,706	1GU027	UUNFAID	(777)	(194)
1TA053	K. Denham	8,240	8,240	11,913	-	(443)	(120)	671	12,022	1GU052	UUNFAID	(451)	(113)
1TA054	Arthur E. Clapp Memorial Schol	10,260	10,260	17,544	-	(652)	(176)	988	17,704	1GU164	UUNFAID	(664)	(166)
1TA055	Fuller Foundation Endowed Fund	15,000	15,000	26,868	-	(998)	(270)	1,513	27,113	1GU160	UUNFAID	(1,017)	(254)
1TA056	Alvin R. Ingram Graduate Fello	5,000	5,000	8,550	-	(318)	(86)	482	8,628	1GU008	UUNFAID	(324)	(81)
1TA057	Carol Koreniewski Endowed Fund	10,047	10,047	17,180	-	(638)	(173)	968	17,337	1GU156	UUNFAID	(651)	(163)
1TA058	Mortar Board	4,405	4,405	7,532	-	(280)	(76)	424	7,601	1GU089	UUNFAID	(285)	(71)
1TA059	Phi Mu Dellta Scholarship Fund	110,861	110,861	172,253	-	(6,401)	(1,732)	9,703	173,823	1GU102	UUNFAID	(6,522)	(1,631)
1TA060	Facilities Services	16,439	16,439	26,530	-	-	(267)	1,507	27,771	1GU100	UUNFAID	(1,042)	(261)
1TA061	Governor Wesley Powell	23,827	23,827	35,571	-	(1,322)	(358)	2,004	35,895	1GU181	UUNFAID	(1,347)	(337)
1TA062	Barbara M. Russell Mem'l Sch	23,087	23,087	45,713	-	(1,699)	(460)	2,575	46,129	1GU103	UUNFAID	(1,731)	(433)
1TA063	Earle A.welch Scholarship	12,000	12,000	20,519	-	(762)	(206)	1,156	20,706	1GU126	UUNFAID	(777)	(194)
1TA064	Governor John H. Bartlett Fund	15,000	15,000	25,649	-	(953)	(258)	1,445	25,883	1GU021	UUNFAID	(971)	(243)
1TA065	Thomas J. Davis Prize Award	1,034	1,034	1,768	-	(66)	(18)	100	1,784	1GB030	UBTSAS	(67)	(17)
1TA067	Frank W. Randall Scholarship F	135,750	135,750	549,293	-	(20,411)	(5,524)	30,941	554,300	1GU104	UUNFAID	(20,798)	(5,200)
1TA068	Gladys Wheeler Simeroth Schol	10,000	10,000	25,987	-	(966)	(261)	1,464	26,223	1GU138	UUNFAID	(984)	(246)
1TA069	Victor M.& Mabel Foster Smith	5,260	5,260	15,205	-	(565)	(153)	856	15,343	1GU116	UUNFAID	(576)	(144)
1TA070	Frederick Smyth Book Fund	2,100	2,100	9,201	-	(342)	(93)	518	9,284	1GU114	UUNFAID	(348)	(87)

UNIVERSITY SYSTEM OF NEW HAMPSHIRE
DETAIL STATEMENT OF CHANGES IN ENDOWMENT AND SIMILAR FUNDS
WITH ADDITIONAL INFORMATION ON INTEREST DISTRIBUTION
FOR THE YEAR ENDED JUNE 30, 2019

FUND	FUND NAME	BOOK VALUE		MARKET VALUE 6/30/2018	NET ADDITIONS PRIMARILY GIFTS	FY19 DISTRIBUTION		MARKET VALUE 6/30/2019	PAYOUT FUND	ORG	FY20 DISTRIBUTION		
		6/30/2018	6/30/2019			PURPOSE	MGMT FEE				PURPOSE	MGMT FEE	
1TA071	Paul Spilios Memorial Award Fu	2,083	2,083	5,923	-	(220)	(60)	334	5,977	1GU117	UUFAID	(224)	(56)
1TA072	Corinne Tripetti Art Scholars	15,152	15,152	43,754	-	(1,626)	(440)	2,465	44,153	1GU122	UUFAID	(1,657)	(414)
1TA073	Alberta C. Virgil	28,196	28,196	61,136	-	(2,272)	(615)	3,444	61,693	1GU123	UUFAID	(2,315)	(579)
1TA074	William & Doris Sterling	20,000	20,000	62,220	-	(2,312)	(626)	3,505	62,787	1GU118	UUFAID	(2,356)	(589)
1TA075	Blanche D. & George L. White	2,600	2,600	7,274	-	(270)	(73)	410	7,341	1GU129	UUFAID	(275)	(69)
1TA076	John G. Winant	221,118	221,118	444,250	-	(16,507)	(4,468)	25,024	448,299	1GU134	UUFAID	(16,821)	(4,205)
1TA077	Arthur Whitcomb	125,000	125,000	244,435	-	(9,083)	(2,458)	13,769	246,662	1GA016	UAPROV	(9,255)	(2,314)
1TA078	George P. Wood Shoals Marine	292,400	292,400	512,888	-	(19,058)	(5,158)	28,890	517,562	1GU136	UUFAID	(19,420)	(4,855)
1TA079	Melvin Zais	18,478	18,478	37,210	-	(1,383)	(374)	2,096	37,549	1GU162	UUFAID	(1,409)	(352)
1TA080	Anna Zornio	7,630	7,830	10,885	200	(293)	(79)	631	11,344	1GU151	UUFAID	(426)	(106)
1TA081	Ato Alfred H. Brown Scholarshi	5,150	5,150	15,469	-	(575)	(156)	871	15,610	1GU020	UUFAID	(586)	(146)
1TA082	Richard Bruce Johnston Scholar	4,139	4,139	10,880	-	(404)	(109)	613	10,979	1GU072	UUFAID	(412)	(103)
1TA083	Roland H. O'Neal, Professorship	152,500	152,500	320,129	-	(11,895)	(3,219)	18,032	323,046	1GA021	UAPROV	(12,121)	(3,030)
1TA084	Raymond E. Bassett Memorial Fu	370	370	1,650	-	(61)	(17)	93	1,665	1GU152	UUFAID	(62)	(16)
1TA085	Frank Booma Memorial Fund	2,050	2,050	9,126	-	(339)	(92)	514	9,209	1GU022	UUFAID	(346)	(86)
1TA086	Louis P. Bourgoin Scholarship	1,707	1,707	7,609	-	(283)	(77)	429	7,678	1GU024	UUFAID	(288)	(72)
1TA087	H. L. Boutwell Scholarship Fun	2,850	2,850	12,706	-	(472)	(128)	716	12,821	1GU025	UUFAID	(481)	(120)
1TA088	Edmund L. Brigham Scholarship	4,812	4,812	21,441	-	(797)	(216)	1,208	21,636	1GU026	UUFAID	(812)	(203)
1TA089	Edna O. Brown Scholarship Fund	35,000	35,000	87,736	-	(3,260)	(882)	4,942	88,536	1GU028	UUFAID	(3,322)	(831)
1TA090	Philip R Burlingame Sr St Loan	10,786	10,786	32,858	-	(1,221)	(330)	1,851	33,157	1GU153	UUFAID	(1,244)	(311)
1TA091	Cartlands-Of-lee Scholarship F	10,000	10,000	29,339	-	(1,090)	(295)	1,653	29,607	1GU029	UUFAID	(1,111)	(278)
1TA092	Lt. Albert A. Chariat Fund	1,000	1,000	4,455	-	(166)	(45)	251	4,496	1GU141	UUFAID	(169)	(42)
1TA093	Winifred E. Chesley Fund	4,575	4,575	20,383	-	(757)	(205)	1,148	20,569	1GU001	UUFAID	(772)	(193)
1TA094	Frank B. Clark Fund	10,000	10,000	46,662	-	(1,734)	(469)	2,628	47,087	1GU031	UUFAID	(1,767)	(442)
1TA095	Class of 1916 Sch. Fund	4,715	4,715	13,322	-	(495)	(134)	750	13,443	1GU035	UUFAID	(504)	(126)
1TA096	Forrest E Adams Mem. Sch.	2,650	2,650	11,804	-	(439)	(119)	665	11,912	1GU019	UUFAID	(447)	(112)
1TA097	Berry-Mattoon Fund Cl'22	41,201	41,201	123,027	-	(4,571)	(1,237)	6,930	124,148	1GU081	UUFAID	(4,658)	(1,165)
1TA098	Philip M. Marston Scholarship	6,166	6,166	14,556	-	(541)	(146)	820	14,689	1GU083	UUFAID	(551)	(138)
1TA099	Class of 1925 Wm. S. Sayward F	65,528	65,528	160,647	-	(5,969)	(1,616)	9,049	162,112	1GU036	UUFAID	(6,083)	(1,521)
1TA100	Class of 1938 Memorial Scholar	14,245	14,245	38,156	-	(1,418)	(384)	2,149	38,504	1GU041	UUFAID	(1,445)	(361)
1TA101	Class of 1948 Trust Fund	5,025	5,025	15,094	-	(561)	(152)	850	15,232	1GU155	UUFAID	(572)	(143)
1TA102	Class of 1898 Scholarship Fund	302,008	302,008	845,011	-	(31,399)	(8,498)	47,598	852,713	1GU033	UUFAID	(31,995)	(7,999)
1TA103	Class of 1899 Prize	1,121	1,121	3,713	-	(138)	(37)	209	3,747	1GU142	UUFAID	(141)	(35)
1TA104	Clarence E. Clement Sch. Fund	2,000	2,000	5,201	-	(193)	(52)	293	5,248	1GU042	UUFAID	(197)	(49)
1TA105	Corinne H. Coburn Fund	9,652	9,652	42,999	-	(1,598)	(432)	2,422	43,390	1GU043	UUFAID	(1,628)	(407)
1TA106	Arthur W. Colburn St. Loan F	5,000	5,000	17,395	-	(646)	(175)	980	17,554	1LU069	UUFAID	(659)	(165)
1TA107	Paul Edward Corriveau Mem. Sc	2,850	2,850	12,706	-	(472)	(128)	716	12,821	1GU046	UUFAID	(481)	(120)
1TA108	Fisher Currier Scholarship Fu	7,656	7,656	37,788	-	(1,404)	(380)	2,129	38,133	1GU048	UUFAID	(1,431)	(358)
1TA109	Dietrich, Memorial Cup Fund	200	200	615	-	(23)	(6)	35	621	1GU157	UUFAID	(23)	(6)
1TA110	Harry W. Evans Sch. Fund	5,116	5,116	22,788	-	(847)	(229)	1,284	22,996	1GU053	UUFAID	(863)	(216)
1TA111	Sylvester M. Foster Fund	1,000	1,000	4,455	-	(166)	(45)	251	4,496	1GU054	UUFAID	(169)	(42)
1TA112	Adelaide M. Godding Fund	31,910	31,910	142,154	-	(5,282)	(1,430)	8,007	143,449	1GU056	UUFAID	(5,382)	(1,346)
1TA113	John Haines Scholarship Fund	2,475	2,475	11,020	-	(409)	(111)	621	11,120	1GU057	UUFAID	(417)	(104)
1TA114	Willis D. F. Hayden Sch. Fund	4,575	4,575	20,380	-	(757)	(205)	1,148	20,566	1GU058	UUFAID	(772)	(193)
1TA115	Helen E. Hayes Sch. Fund	20,000	20,000	57,335	-	(2,130)	(577)	3,230	57,857	1GU059	UUFAID	(2,171)	(543)
1TA116	Henderson Memorial Sch. Fund	5,886	5,886	26,368	-	(980)	(265)	1,485	26,608	1GU060	UUFAID	(998)	(250)
1TA117	Edgar C. Hirst Scholarship Fu	20,000	20,000	57,567	-	(2,139)	(579)	3,243	58,092	1GU064	UUFAID	(2,180)	(545)
1TA118	Michael J. & Nellie Hourihan	25,000	25,000	91,101	-	(3,385)	(916)	5,132	91,931	1GU066	UUFAID	(3,449)	(862)
1TA120	Lillian M. Johnson Fund	278,965	278,965	891,209	-	(33,115)	(8,962)	50,201	899,332	1GU071	UUFAID	(33,744)	(8,436)
1TA121	Ilmari Kainu Mem. Sch. Fund	103,000	103,000	280,032	-	(10,405)	(2,816)	15,774	282,585	1GU074	UUFAID	(10,603)	(2,651)
1TA122	Donald Whitney Libby Memorial	3,000	3,000	14,152	-	(526)	(142)	797	14,281	1GU076	UUFAID	(536)	(134)
1TA123	Mildred B. Lionstone Scholars	1,730	1,730	4,957	-	(184)	(50)	279	5,002	1GU077	UUFAID	(188)	(47)
1TA124	Locke Prize Fund	3,000	3,000	14,002	-	(520)	(141)	789	14,129	1GU145	UUFAID	(530)	(133)
1TA125	Nancy E. Lougee Memorial Fund	5,000	5,000	22,918	-	(852)	(230)	1,291	23,127	1GU079	UUFAID	(868)	(217)
1TA126	Harry Macleod Memorial Schol	4,190	4,190	10,916	-	(406)	(110)	615	11,015	1GU080	UUFAID	(413)	(103)
1TA127	J. Herbert Marceau Scholarshi	10,116	10,116	44,639	-	(1,659)	(449)	2,514	45,046	1GU082	UUFAID	(1,690)	(423)
1TA128	William F. Marsh Scholarship	2,000	2,000	8,908	-	(331)	(90)	502	8,989	1GU084	UUFAID	(337)	(84)
1TA129	Mask & Dagger Fund	5,000	5,000	22,114	-	(822)	(222)	1,246	22,316	1GU146	UUFAID	(837)	(209)
1TA130	Erskine Mason Memorial Prize	1,425	1,425	3,606	-	(134)	(36)	203	3,639	1GU147	UUFAID	(137)	(34)
1TA131	Roger E. Montgomery Mem. Sch.	2,944	2,944	13,132	-	(488)	(132)	740	13,252	1GU088	UUFAID	(497)	(124)
1TA132	N.h. Branch Nat'l Civic Fdn.	1,100	1,100	4,895	-	(182)	(49)	276	4,939	1GU092	UUFAID	(185)	(46)
1TA133	Maurice E. Nerbonne Sch. Fund	2,086	2,086	5,533	-	(206)	(56)	312	5,583	1GU090	UUFAID	(209)	(52)
1TA134	Ordway Fund	2,000	2,000	9,204	-	(342)	(93)	518	9,288	1GU093	UUFAID	(348)	(87)
1TA135	George Downes Parnell Mem. Sc	1,750	1,750	7,811	-	(290)	(79)	440	7,882	1GU095	UUFAID	(296)	(74)
1TA136	Paul Scholarship Fund	50,000	50,000	222,742	-	(8,277)	(2,240)	12,547	224,772	1GU097	UUFAID	(8,434)	(2,108)
1TA137	Luella Pettee Fund	1,883	1,883	8,406	-	(312)	(85)	474	8,483	1GU099	UUFAID	(318)	(80)
1TA138	Roecrans W. Pillsbury Fund	500	500	2,223	-	(83)	(22)	125	2,243	1GU101	UUFAID	(84)	(21)
1TA139	Alfred Ernest Richards Mem. S	5,000	5,000	22,277	-	(828)	(224)	1,255	22,480	1GU105	UUFAID	(843)	(211)
1TA140	Charles H. Sanders Fund	3,000	3,000	13,369	-	(497)	(134)	753	13,491	1GU107	UUFAID	(506)	(127)
1TA141	Lena Snow Sargent Fund	55,051	55,051	200,594	-	(7,454)	(2,017)	11,299	202,423	1GU106	UUFAID	(7,595)	(1,899)
1TA142	Walter M. Shipley Scholarship	2,000	2,000	8,908	-	(331)	(90)	502	8,989	1GU108	UUFAID	(337)	(84)

**UNIVERSITY SYSTEM OF NEW HAMPSHIRE
 DETAIL STATEMENT OF CHANGES IN ENDOWMENT AND SIMILAR FUNDS
 WITH ADDITIONAL INFORMATION ON INTEREST DISTRIBUTION
 FOR THE YEAR ENDED JUNE 30, 2019**

FUND	FUND NAME	BOOK VALUE		MARKET VALUE 6/30/2018	NET ADDITIONS PRIMARILY GIFTS	FY19 DISTRIBUTION		MARKET VALUE 6/30/2019	PAYOUT FUND	ORG	FY20 DISTRIBUTION		
		6/30/2018	6/30/2019			PURPOSE	MGMT FEE				PURPOSE	MGMT FEE	
1TA143	Mary F. Simpson Sch. Fund	106,979	106,979	299,327	-	(11,122)	(3,010)	16,861	302,055	1GU110	UUNFAID	(11,334)	(2,833)
1TA144	J. Guy Smart Scholarship Fund	128,777	128,777	521,503	-	(19,378)	(5,244)	29,376	526,256	1GU111	UUNFAID	(19,746)	(4,936)
1TA145	Roderick W. Smith Scholarship	1,000	1,000	4,455	-	(166)	(45)	251	4,496	1GU112	UUNFAID	(169)	(42)
1TA146	Smyth, Memorial Fund	2,500	2,500	11,663	-	(433)	(117)	657	11,769	1GU150	UUNFAID	(442)	(110)
1TA147	James Carter	19,938	19,938	51,755	-	(1,923)	(520)	2,915	52,227	1GU030	UUNFAID	(1,960)	(490)
1TA148	Col. Samuel J. Sutherland	3,000	3,000	8,729	-	(324)	(88)	492	8,808	1GU121	UUNFAID	(331)	(83)
1TA149	Theron A. Thorp Mem. Sch. Fun	14,033	14,033	37,232	-	(1,383)	(374)	2,097	37,571	1GU124	UUNFAID	(1,410)	(352)
1TA150	James A. Wellman Mem. Sch.	25,000	25,000	111,379	-	(4,139)	(1,120)	6,274	112,394	1GU125	UUNFAID	(4,217)	(1,054)
1TA151	Charles H. Wiggin Sch. Fund	11,486	11,486	51,164	-	(1,901)	(515)	2,882	51,631	1GU131	UUNFAID	(1,937)	(484)
1TA152	Walter M. Wiggin Scholarship	5,000	5,000	22,271	-	(828)	(224)	1,254	22,474	1GU132	UUNFAID	(843)	(211)
1TA153	George H. Williams Fund	11,985	11,985	47,146	-	(1,752)	(474)	2,656	47,576	1GU135	UUNFAID	(1,785)	(446)
1TA154	Richard J. Shea Memorial Award	3,221	3,221	7,979	-	(296)	(80)	449	8,052	1GU149	UUNFAID	(302)	(76)
1TA155	William H. Yale Sch. Fund	87,478	87,478	304,010	-	(11,296)	(3,057)	17,125	306,781	1GU139	UUNFAID	(11,511)	(2,878)
1TA156	Class of 1931 Alumni Mem. Scho	75,411	75,411	177,213	-	(6,585)	(1,782)	9,982	178,829	1GU039	UUNFAID	(6,710)	(1,677)
1TA157	Fred Weare Stone Mem. Sch. Fun	459,252	459,252	849,537	-	(31,567)	(8,543)	47,853	857,281	1GU120	UUNFAID	(32,166)	(8,042)
1TA158	Stephen D. Decesare Memorial S	9,552	9,552	18,324	-	(681)	(184)	1,032	18,491	1GU032	UUNFAID	(694)	(173)
1TA159	Penny Family School	28,059	28,059	48,707	-	(1,810)	(490)	2,744	49,151	1GU210	UUNFAID	(1,844)	(461)
1TA160	Ruth Cheney Streeter Shcol	15,000	15,000	28,070	-	(1,043)	(282)	1,581	28,326	1GU214	UUNFAID	(1,063)	(266)
1TA161	Katherine Demerritt Memorial	5,000	5,000	14,984	-	(557)	(151)	844	15,120	1GU044	UUNFAID	(567)	(142)
1TA162	Col John & Helena Ayotte	256,783	256,783	480,529	-	(17,855)	(4,832)	27,068	484,909	1GU215	UUNFAID	(18,194)	(4,549)
1TA163	Ray Macdonald End Scholarship	403,999	403,999	676,464	-	(25,136)	(6,803)	38,104	682,629	1GA025	UUNFAID	(25,613)	(6,403)
1TA164	Gertrude Phelps Carlson Mem	10,654	10,654	19,938	-	(741)	(201)	1,123	20,120	1GU169	UUNFAID	(755)	(189)
1TA165	Class of 51 Endowed Scholarshi	167,374	168,424	216,722	1,050	(8,014)	(2,169)	12,241	219,831	1GU213	UUNFAID	(8,208)	(2,052)
1TA166	Norma V and John Spaven	102,379	102,379	175,037	-	(6,504)	(1,760)	9,860	176,633	1GU221	UUNFAID	(6,628)	(1,657)
1TA167	Lola M Preston Endowed Scholar	45,873	45,873	74,116	-	(2,754)	(745)	4,175	74,791	1GU227	UUNFAID	(2,806)	(702)
1TA168	Class of 38 Professorship Endo	145,901	145,913	225,983	11	(8,397)	(2,273)	12,730	228,055	1GA031	UUNFAID	(8,556)	(2,139)
1TA169	Class of 41 Educational Endow	189,309	189,977	300,021	669	(11,148)	(3,017)	16,926	303,451	1GA019	UUNFAID	(11,360)	(2,840)
1TA170	CEPS Endowed Scholar	121,528	121,528	207,360	-	(7,705)	(2,085)	11,680	209,250	1GU220	UUNFAID	(7,851)	(1,963)
1TA171	Class of 64 Academic Enrichmnt	147,400	157,975	189,225	10,575	(6,864)	(1,858)	11,075	202,152	1GU388	UUNFAID	(7,396)	(1,849)
1TA172	Class of 40 Professorship	428,326	428,326	567,361	-	(21,082)	(5,706)	31,959	572,532	1GA024	UUNFAID	(21,482)	(5,371)
1TA173	Class of 44 Endowed Professor	133,332	133,332	217,193	-	(8,070)	(2,184)	12,234	219,173	1GA030	UUNFAID	(8,224)	(2,056)
1TA174	Class of 1944 Endowed Scholar	71,564	79,976	82,532	8,411	(3,067)	(830)	4,981	92,028	1GU231	UUNFAID	(3,125)	(781)
1TA175	Charles A. Hopkins Family Fund	30,000	30,000	49,114	-	(1,825)	(494)	2,767	49,561	1GA029	UUNFAID	(1,860)	(465)
1TA176	Class 1961 Endowed Scholarship	139,273	139,273	166,952	-	(6,167)	(1,669)	9,407	168,523	1GU233	UUNFAID	(6,323)	(1,581)
1TA178	William S Law Scholarship Fund	53,168	53,168	61,288	-	(2,277)	(616)	3,452	61,847	1GU235	UUNFAID	(2,321)	(580)
1TA179	Frank A Joy Endowed Fund	1,295,967	1,295,967	1,559,523	-	(57,949)	(15,683)	87,846	1,573,737	1GU279	UUNFAID	(59,049)	(14,762)
1TA181	Ernest Easter Scholarship Fund	166,274	166,274	204,479	-	(7,598)	(2,056)	11,518	206,343	1GU270	UUNFAID	(7,742)	(1,936)
1TA182	Scott Chadwick Memorial Scholarship	29,323	29,323	42,185	-	(1,568)	(424)	2,376	42,569	1GA085	UUNFAID	(1,597)	(399)
1TA183	Earl & Ethel Handly Faculty Endwmnt	1,020,819	1,020,819	999,987	-	(37,157)	(10,056)	56,328	1,009,102	1GA151	UUNFAID	(37,863)	(9,466)
1TB001	Edward Cass Adams	10,500	10,500	31,130	-	(1,157)	(313)	1,754	31,414	1GB002	UBNREN	(1,179)	(295)
1TB002	Robert P. Ahern Mem. Fund	51,855	51,855	99,004	-	(3,679)	(996)	5,577	99,907	1GB001	UBANFS	(3,749)	(937)
1TB003	Albert H. Brown Student Loan	63,800	63,800	224,848	-	(8,355)	(2,261)	12,665	226,897	1GB033	UBDEAN	(8,513)	(2,128)
1TB004	Thomas W. Keller Mem. Scholars	12,555	12,555	28,440	-	(1,057)	(286)	1,602	28,699	1GB016	UBDEAN	(1,077)	(269)
1TB005	C. Hilton Boynton	60,392	60,492	90,874	100	(3,376)	(914)	5,121	91,805	1GB032	UBANFS	(3,443)	(861)
1TB006	Gertrude Burnham Fund	266,299	266,299	604,044	-	(22,445)	(6,074)	34,025	609,550	1GB004	UBDEAN	(22,871)	(5,718)
1TB007	Conant Scholarship Fund	51,454	51,454	237,868	-	(8,839)	(2,392)	13,399	240,036	1GB005	UBDEAN	(9,006)	(2,252)
1TB008	Crop Protection Institute	12,000	12,000	30,035	-	(1,116)	(302)	1,692	30,309	1GB034	UBDEAN	(1,137)	(284)
1TB009	David W. Drew Memorial Scholar	16,713	16,713	41,000	-	(1,523)	(412)	2,309	41,374	1GB006	UBBIOL	(1,552)	(388)
1TB010	Clyde & Isabel Eaton	17,010	17,010	53,504	-	(1,988)	(538)	3,014	53,992	1GB007	UBDEAN	(2,026)	(506)
1TB011	Kenneth Fowler	29,092	29,092	69,002	-	(2,564)	(694)	3,887	69,631	1GB011	UBDEAN	(2,613)	(653)
1TB012	Norman Hubbard Scholarship	2,323	2,323	7,292	-	(271)	(73)	411	7,359	1GB014	UBDEAN	(276)	(69)
1TB013	Oliver J. Hubbard Fund	413,825	413,825	1,209,126	-	(44,929)	(12,159)	68,109	1,220,147	1GB090/1GB037	UBANFS	(45,782)	(11,445)
1TB014	Basil & Alice Johnson	32,000	32,000	57,070	-	(2,121)	(574)	3,215	57,590	1GB018	UBDEAN	(2,161)	(540)
1TB015	Gunnar B. Olsson Fund	10,000	10,000	26,072	-	(969)	(262)	1,469	26,310	1GB029	UBDEAN	(987)	(247)
1TB016	Dan Heath Memorial	8,093	8,093	12,094	-	(449)	(122)	681	12,204	1GB044	UBMCBS	(458)	(114)
1TB017	Richard A. Andrews Mem'l Award	3,075	3,075	5,508	-	(205)	(55)	310	5,558	1GB039	UBNREN	(209)	(52)
1TB018	Paul Gilman	6,070	6,070	10,379	-	(386)	(104)	585	10,474	1GB009	UBTSAS	(393)	(98)
1TB019	Albio Hodgdon Mem'l Schol	8,180	8,180	12,704	-	(472)	(128)	716	12,819	1GB036	UBBIOL	(481)	(120)
1TB020	Barbara M. Lucier Endowed Mem	16,975	18,385	25,103	1,410	(925)	(250)	1,422	26,759	1GB019	UBDEAN	(1,004)	(251)
1TB021	George M. Moore Scholarship	7,914	7,914	12,756	-	(474)	(128)	719	12,872	1GB046	UBBIOL	(483)	(121)
1TB022	Constance L. Rollins Memorial	83,500	85,000	127,215	1,500	(4,672)	(1,264)	7,314	130,094	1GB055	UBDEAN	(4,820)	(1,205)
1TB023	Plant Science Scholarship Fund	5,746	5,746	9,843	-	(366)	(99)	554	9,933	1GB023	UBBIOL	(373)	(93)
1TB024	James A. Purington Scholarship	28,872	28,872	58,699	-	(2,145)	(581)	3,309	59,282	1GB024	UBDEAN	(2,224)	(556)
1TB026	Laurence W. Slantez Memorial	41,401	41,401	61,495	-	(2,285)	(618)	3,464	62,056	1GB050	UBDEAN	(2,328)	(582)
1TB027	Clark L. Stevens Sch. in Fore	5,020	5,020	12,622	-	(469)	(127)	711	12,737	1GB025	UBNREN	(478)	(119)
1TB028	Charles A. & F. W. Stone Schol	50,425	50,425	133,792	-	(4,971)	(1,345)	7,536	135,011	1GB026	UBANFS	(5,066)	(1,266)
1TB029	L.v. "cy" Tirrell Prof. Sch.	22,527	22,652	65,207	125	(2,418)	(654)	3,685	65,945	1GB027	UBANFS	(2,469)	(617)
1TB030	Agricultural Alumni Associatio	9,120	9,120	28,145	-	(1,046)	(283)	1,585	28,402	1GB000	UBDEAN	(1,066)	(266)
1TB031	Richard B. Johnston Mem. Schol	7,765	7,765	28,296	-	(1,051)	(285)	1,594	28,554	1GB040	UBNREN	(1,071)	(268)
1TB032	Stephen W & Helen H Dyer Schlr	36,210	36,210	100,013	-	(3,716)	(1,006)	5,634	100,925	1GB010	UBDEAN	(3,787)	(947)
1TB033	Ruth E. Farrington Fund	503,109	503,109	1,539,137	-	(57,191)	(15,478)	86,698	1,553,166	1GB035	UBNREN	(58,277)	(14,569)

**UNIVERSITY SYSTEM OF NEW HAMPSHIRE
 DETAIL STATEMENT OF CHANGES IN ENDOWMENT AND SIMILAR FUNDS
 WITH ADDITIONAL INFORMATION ON INTEREST DISTRIBUTION
 FOR THE YEAR ENDED JUNE 30, 2019**

FUND	FUND NAME	BOOK VALUE		MARKET VALUE 6/30/2018	NET ADDITIONS PRIMARILY GIFTS	FY19 DISTRIBUTION		MARKET VALUE 6/30/2019	PAYOUT FUND	ORG	FY20 DISTRIBUTION		
		6/30/2018	6/30/2019			PURPOSE	MGMT FEE				PURPOSE	MGMT FEE	
1TB034	Andrew L. Felker Sch. Fund	5,025	5,025	14,740	-	(548)	(148)	830	14,874	1GB008	UBDEAN	(558)	(140)
1TB035	Hood Prize Fund	6,000	6,000	26,729	-	(993)	(269)	1,506	26,973	1GB031	UBBIOL	(1,012)	(253)
1TB036	Hubbard Farms Grad. Fellow/Pou	40,000	40,000	186,654	-	(6,936)	(1,877)	10,514	188,355	1GB012	UBANFS	(7,067)	(1,767)
1TB037	Norma Ikawa Scholarship Fund	26,489	27,539	36,523	1,050	(1,281)	(347)	2,089	38,034	1GB015	UBDEAN	(1,389)	(347)
1TB038	Industrial Education Fund	498	498	2,322	-	(86)	(23)	131	2,343	1GB038	UBTSAS	(88)	(22)
1TB039	Kenneth L. Isaacs Sch. Fnd.	12,191	12,191	35,695	-	(1,326)	(359)	2,011	36,021	1GB013	UBANFS	(1,352)	(338)
1TB040	Lilac Endowment Fund	12,267	12,267	27,418	-	(1,019)	(276)	1,544	27,668	1GB041	UBBIOL	(1,038)	(260)
1TB041	Lord Scholarship Fund	656,226	666,183	1,803,541	9,957	(66,915)	(18,110)	101,740	1,830,213	1GB017	UBDEAN	(68,293)	(17,073)
1TB042	Fred W. Menns Scholarship Fun	3,701	3,726	10,512	25	(391)	(106)	592	10,632	1GB020	UBDEAN	(398)	(100)
1TB043	Kenneth S. Morrow Scholarship	12,324	12,324	33,004	-	(1,226)	(332)	1,859	33,304	1GB021	UBANFS	(1,250)	(312)
1TB044	Walhowdon Farm Scholarship	2,000	2,000	5,448	-	(202)	(55)	307	5,498	1GB028	UBDEAN	(206)	(52)
1TB046	Stacey Cole	485,486	485,486	556,267	-	(20,670)	(5,594)	31,334	561,337	1GB064	UBTSAS	(21,062)	(5,266)
1TB047	Lloyd Hawkensen Fund	11,567	11,567	23,548	-	(875)	(237)	1,326	23,763	1GB068	UBNREN	(892)	(223)
1TB048	Marty Mitchell Scholarship	13,360	13,360	23,003	-	(855)	(231)	1,296	23,213	1GB076	UBDEAN	(871)	(218)
1TB049	Virginia M & William L Conrad	40,023	40,023	51,800	-	(1,925)	(521)	2,918	52,273	1GB077	UBBIOL	(1,961)	(490)
1TB050	Eric Wilkes Bell Mem End Award	14,445	15,445	22,476	1,000	(835)	(226)	1,362	23,777	1GB083	UBNREN	(851)	(213)
1TB051	Drs. Lorus & Margery Milne	540,197	540,197	525,875	-	(19,540)	(5,288)	29,622	530,668	1GB196	UBDEAN	(19,911)	(4,978)
1TC001	John D. Batcheller Memorial	33,915	33,915	44,107	-	(1,639)	(444)	2,484	44,509	1GC096	UCTHDA	(1,670)	(418)
1TC002	Foreign Language Study	13,802	13,807	26,964	5	(1,002)	(271)	1,519	27,215	1GC005	UCLLAC	(1,021)	(255)
1TC003	Gary Lindberg	22,514	22,514	43,347	-	(1,611)	(436)	2,442	43,742	1GC044	UCENGL	(1,641)	(410)
1TC004	Raymond J. Bernier Scholarship	9,517	9,517	13,995	-	(518)	(140)	788	14,126	1GC048	UCTHDA	(530)	(133)
1TC005	S. P. Edelman	1,760	1,760	3,009	-	(112)	(30)	169	3,036	1GC002	UCMUSI	(114)	(28)
1TC006	Excellence in Teaching Scholar	48,409	48,409	82,611	-	(3,070)	(831)	4,653	83,364	1GC015	UCEDUC	(3,128)	(782)
1TC007	Jean Mattox	40,472	40,472	57,274	-	(2,128)	(576)	3,226	57,796	1GC007	UCTHDA	(2,169)	(542)
1TC008	Richard A. Morse Scholarship	120,967	122,567	197,113	1,600	(7,318)	(1,981)	11,088	200,503	1GC008	UCMUSI	(7,468)	(1,867)
1TC009	Gary R. O'neal Musical Theater	29,767	31,049	41,929	1,281	(1,541)	(417)	2,420	43,672	1GC009	UCTHDA	(1,600)	(400)
1TC010	William H Annis Occupation Edu	5,915	6,165	9,188	250	(341)	(92)	542	9,546	1GC176	UCEDUC	(348)	(87)
1TC011	Jani Smith	13,125	13,125	20,055	-	(745)	(202)	1,130	20,238	1GC011	UCMUSI	(759)	(190)
1TC013	Donald E. Steele	7,540	7,640	19,023	100	(707)	(191)	1,076	19,301	1GC035	UCMUSI	(724)	(181)
1TC014	Arts Dept Scholarship Fund	7,959	7,959	20,036	-	(745)	(201)	1,129	20,219	1GC001	UCARTS	(759)	(190)
1TC015	German Soc. of Manchester, NH	1,005	1,005	4,460	-	(166)	(45)	251	4,501	1GC003	UCGRMN	(169)	(42)
1TC016	Adaline W. Paul Sch. Fund	10,000	10,000	29,089	-	(1,081)	(293)	1,639	29,354	1GC010	UCMUSI	(1,101)	(275)
1TC017	Thomas O Marshall Fund	6,400	6,400	11,129	-	(414)	(112)	627	11,231	1GC006	UCEDUC	(421)	(105)
1TC018	NH Library of Traditional Jazz	1,123,792	1,123,792	2,396,964	-	(89,066)	(24,105)	135,018	2,418,811	1GC016/1GL027	UCTJAZ/ULLBKS	(90,757)	(22,689)
1TC019	Seiler, Study of Music	8,055	8,055	13,704	-	(509)	(138)	772	13,829	1GC088	UCMUSI	(519)	(130)
1TC020	Ann Pazo Mayberry Fund	28,450	29,750	48,935	1,300	(1,809)	(490)	2,780	50,717	1GC082	UCENGL	(1,859)	(465)
1TC021	Grant Carlson Fund	12,513	12,513	20,684	-	(769)	(208)	1,165	20,873	1GC086	UCARTS	(783)	(196)
1TC022	Humanities Challenge	493,417	493,417	895,955	-	(33,292)	(9,010)	50,468	904,121	1GC064	UCHCTR	(33,924)	(8,481)
1TC023	Louise Harwell Rogers Endowmen	19,571	19,571	27,463	-	(938)	(254)	1,553	27,824	1GC091	UCMUSI	(1,044)	(261)
1TC024	Malcolm & Virginia Smith Endow	14,075	14,075	20,053	-	(745)	(202)	1,130	20,236	1GC092	UCARTS	(759)	(190)
1TC025	Theater Education Endowed Fund	58,443	58,443	81,322	-	(3,020)	(817)	4,581	82,066	1GC097	UCTHDA	(3,079)	(770)
1TC026	Lucha-Burns Musical Theatre Endowmt	89,396	89,396	126,051	-	(4,684)	(1,268)	7,100	127,200	1GC094	UCTHDA	(4,773)	(1,193)
1TC027	Whitlock Music Education Schol	12,550	12,550	14,338	-	(533)	(144)	808	14,469	1GC054	UCMUSI	(543)	(136)
1TC028	Shatterly Fund for Education	59,143	59,243	68,806	100	(2,557)	(692)	3,880	69,538	1GC127	UCEDUC	(2,605)	(651)
1TC029	Shatterly Fund for Poli Sci	118,286	118,286	136,067	-	(5,056)	(1,368)	7,665	137,307	1GC128	UCPOLT	(5,152)	(1,288)
1TC030	Conover Endowed Fund	32,000	32,000	60,478	-	(2,247)	(608)	3,407	61,029	1GC050	UCMUSI	(2,290)	(572)
1TC031	Edwin and Mary Scheier Fund	2,243,768	2,243,768	2,650,696	-	(98,494)	(26,656)	149,311	2,674,856	1GC214	UCARTS	(100,364)	(25,091)
1TC032	Blanche C Bailey Fund	35,680	35,680	48,383	-	(1,798)	(487)	2,725	48,824	1GC223	UCMUSI	(1,832)	(458)
1TD001	Gordon H. Bassett	8,115	8,115	27,621	-	(1,026)	(278)	1,556	27,873	1GD021	UDDEAN	(1,046)	(261)
1TD002	Champlin Scholarship Fund	270,148	270,148	367,142	-	(13,642)	(3,692)	20,681	370,488	1GD025	UDME00	(13,901)	(3,475)
1TD003	Howard W. Cope Mem Scholarship	26,457	26,657	57,543	200	(2,138)	(579)	3,251	58,277	1GD002	UDDEAN	(2,187)	(547)
1TD004	Edward T. Donovan Scholarship	15,724	15,724	36,271	-	(1,348)	(365)	2,043	36,602	1GD004	UDME00	(1,373)	(343)
1TD005	Donald Fox Mem Scholarship	24,380	24,380	55,450	-	(2,060)	(558)	3,123	55,955	1GD029	UDDEAN	(2,100)	(525)
1TD006	Harry L. Farnham Scholarship	5,134	5,134	15,394	-	(572)	(155)	867	15,534	1GD005	UDEE00	(583)	(146)
1TD007	Joseph L Fearer Scholar Fund	19,395	19,395	72,650	-	(2,700)	(731)	4,092	73,313	1GD006	UDDEAN	(2,751)	(688)
1TD008	Harold A. Iddles Lecture Fund	55,538	56,538	121,497	1,000	(4,515)	(1,222)	6,890	123,651	1GD027	UDCHEM	(4,640)	(1,160)
1TD009	William Knox Endowed Fund	5,000	5,000	14,704	-	(546)	(148)	828	14,838	1GD008	UDEE00	(557)	(139)
1TD010	Marie L. Langelier	182,930	182,930	345,726	-	(12,846)	(3,477)	19,474	348,878	1GD056	UDDEAN	(13,090)	(3,273)
1TD011	Vernon Lerch	10,607	10,607	27,654	-	(1,028)	(278)	1,558	27,906	1GD017	UDCHEM	(1,047)	(262)
1TD012	David Owen Libby	20,040	20,040	48,419	-	(1,799)	(487)	2,727	48,860	1GD028	UDDEAN	(1,833)	(458)
1TD013	Frank Block Fund	15,467	15,467	26,447	-	(983)	(266)	1,490	26,688	1GD057	UDCHEM	(1,001)	(250)
1TD014	Randolph W. Chapman Lecture Fu	10,000	10,000	17,099	-	(635)	(172)	963	17,255	1GD024	UDESCI	(647)	(162)
1TD015	W. Edwards Deming	10,000	10,000	17,063	-	(634)	(172)	961	17,219	1GD001	UDMATH	(646)	(162)
1TD016	Dr. Ruth Peters Memorial Award	4,083	4,083	6,981	-	(259)	(70)	393	7,044	1GD010	UDMATH	(264)	(66)
1TD017	Stolworthy Fund	5,000	5,000	8,550	-	(318)	(86)	482	8,628	1GD023	UDDEAN	(324)	(81)
1TD018	Richard & Georgia Balomenos	19,638	36,888	28,953	17,250	(1,065)	(288)	1,839	46,689	1GD060	UDMATH	(1,372)	(343)
1TD019	Bacon Award	1,135	1,135	1,941	-	(72)	(20)	109	1,959	1GD020	UDKE00	(73)	(18)
1TD021	Raymond B. Seymour Chem.	2,450	2,450	5,760	-	(214)	(58)	324	5,812	1GD019	UDCHEM	(218)	(55)
1TD022	Tappi Endowed Fund	21,925	21,925	44,246	-	(1,644)	(445)	2,492	44,649	1GD031	UDKE00	(1,675)	(419)
1TD023	Winchester R. Wood Fund	395,136	395,136	691,410	-	(25,691)	(6,953)	38,946	697,712	1GC106/1GD014	UCMUSI/UDDEAN	(26,179)	(6,545)
1TD024	Leroy Johnson	198,654	198,654	398,041	-	(14,790)	(4,003)	22,421	401,669	1GD059	UDCE00	(15,071)	(3,768)

UNIVERSITY SYSTEM OF NEW HAMPSHIRE
DETAIL STATEMENT OF CHANGES IN ENDOWMENT AND SIMILAR FUNDS
WITH ADDITIONAL INFORMATION ON INTEREST DISTRIBUTION
FOR THE YEAR ENDED JUNE 30, 2019

FUND	FUND NAME	BOOK VALUE		MARKET VALUE 6/30/2018	NET ADDITIONS PRIMARILY GIFTS	FY19 DISTRIBUTION		MARKET VALUE 6/30/2019	PAYOUT FUND	ORG	FY20 DISTRIBUTION		
		6/30/2018	6/30/2019			PURPOSE	MGMT FEE				PURPOSE	MGMT FEE	
1TD025	J & Rm Kurtz Endowed Fund	150,000	150,000	269,113	-	(10,000)	(2,706)	15,159	271,566	IGD071	UDDEAN	(10,190)	(2,547)
1TD026	Bailey Prize Fund	251	251	1,116	-	(41)	(11)	63	1,126	IGD015	UDCHEM	(42)	(11)
1TD027	Albert W. Diniak Memorial Fun	1,500	1,500	4,351	-	(162)	(44)	245	4,391	IGD003	UDCHEM	(165)	(41)
1TD028	Heman Charles Fogg Sch. Fund	5,000	5,000	14,984	-	(557)	(151)	844	15,120	IGD007	UDCHEM	(567)	(142)
1TD029	Kingsbury Memorial Award	82,571	82,571	99,055	-	(3,681)	(996)	5,580	99,958	IGD016	UDME00	(3,751)	(938)
1TD030	Locke Scholarship Fund	3,000	3,000	13,366	-	(497)	(134)	753	13,488	IGD009	UDCHEM	(506)	(127)
1TD031	Lester A. Pratt Grad. Prize	66,479	66,479	117,662	-	(4,372)	(1,183)	6,628	118,735	IGD011	UDCHEM	(4,455)	(1,114)
1TD032	Lucinda & Melvin Smith Sch. F	12,000	12,000	36,928	-	(1,372)	(371)	2,080	37,265	IGD013/IGC108	UDCHEM/UCENGL	(1,398)	(350)
1TD033	Waite Professorship	103,133	103,133	200,718	-	(7,458)	(2,018)	11,306	202,548	IGD072	UDDEAN	(7,600)	(1,900)
1TD034	Fred Waite Class of 1927	270,412	270,412	510,727	-	(18,978)	(5,136)	28,769	515,382	IGD073	UDKE00	(19,338)	(4,834)
1TD035	R C Kimball Scholar	12,000	12,000	21,488	-	(798)	(216)	1,210	21,684	IGD076	UDDEAN	(814)	(203)
1TD036	Robert T. Hart	25,000	25,000	48,585	-	(1,805)	(489)	2,737	49,028	IGD075	UDCHEM	(1,840)	(460)
1TD037	Leon W Hitchcock Award	96,296	96,296	122,274	-	(4,543)	(1,230)	6,888	123,389	IGD033	UDEE00	(4,630)	(1,157)
1TD038	Olivette Dussault Hemon Schola	16,740	16,740	19,087	-	(709)	(192)	1,075	19,261	IGD108	UDME00	(723)	(181)
1TD039	Kenneth J Higson Endowed Schol	455,404	455,404	559,053	-	(20,773)	(5,622)	31,491	564,149	IGD092	UDME00	(21,168)	(5,292)
1TD040	Helmut M Haendler Endowed Fund	63,712	63,912	72,543	200	(2,696)	(730)	4,095	73,413	IGD018	UDCHEM	(2,755)	(689)
1TD041	Frederick N Walker Jr Ee Schol	200,000	200,000	279,764	-	(10,395)	(2,813)	15,759	282,314	IGD091	UDEE00	(10,593)	(2,648)
1TD042	Craig A West Memorial Endow	17,150	17,650	21,503	500	(799)	(216)	1,234	22,221	IGD094	UDCHEM	(834)	(208)
1TD043	Harold M Lander Cl of 24 Fund	12,327	12,327	14,746	-	(548)	(148)	831	14,880	IGD100	UDDEAN	(558)	(140)
1TD044	Clarence & Eleanor Shuttlewort	496,846	496,846	610,465	-	(22,684)	(6,139)	34,387	616,029	IGD104	UDKE00	(23,114)	(5,779)
1TD045	Shatterly Fund for Engineering	118,286	118,286	142,346	-	(5,289)	(1,431)	8,018	143,644	IGD107	UDDEAN	(5,390)	(1,347)
1TD046	Tenho S Kauppinen Scholarship Fund	5,000	5,000	6,239	-	(232)	(63)	351	6,296	IGD140	UDME00	(236)	(59)
1TD047	Roland S. Burlingame Scholarship	518,468	518,468	624,134	-	(23,192)	(6,276)	35,157	629,822	IGD153	UDDEAN	(23,632)	(5,908)
1TE001	John A. Beckett Writing Prize	10,317	10,417	17,721	100	(657)	(178)	1,003	17,989	IGE002	UEWBSC	(675)	(169)
1TE002	Patrick Carlson Memorial Schol	13,230	13,230	33,424	-	(1,242)	(336)	1,883	33,729	IGE008	UEWBSC	(1,266)	(316)
1TE003	Jan E. Clee Fellowship Fund	13,735	13,735	28,462	-	(1,058)	(286)	1,603	28,721	IGE007	UEWBSC	(1,078)	(269)
1TE004	Carroll M. Degler Fund	24,927	24,927	75,317	-	(2,799)	(757)	4,243	76,004	IGE004	UEWBSC	(2,852)	(713)
1TE005	James R. Carter Professorship	400,900	400,900	841,101	-	(31,254)	(8,458)	47,378	848,767	IGE003	UEWBSC	(31,847)	(7,962)
1TE006	William T. Cushing Memorial Sc	65,348	66,348	109,187	1,000	(4,057)	(1,098)	6,247	111,279	IGE001	UEWBSC	(4,134)	(1,034)
1TE007	Patricia Vinnicombe Endow Fund	23,000	23,000	39,155	-	(1,455)	(394)	2,206	39,512	IGE012	UEWBSC	(1,483)	(371)
1TE008	Hollis Harrington	62,000	62,000	118,850	-	(4,416)	(1,195)	6,695	119,933	IGE005	UEWBSC	(4,500)	(1,125)
1TE009	Virginia Paul Dee Professorshi	149,807	149,807	291,560	-	(10,834)	(2,932)	16,423	294,217	IGE017	UEWBSC	(11,039)	(2,760)
1TE010	Ellen Mae Greenaway Scholar	27,800	27,800	52,023	-	(1,933)	(523)	2,930	52,497	IGE018	UEWBSC	(1,970)	(492)
1TE012	JA Hogan Distinguished Visiting Pro	878,532	878,532	920,239	-	(34,194)	(9,254)	51,836	928,627	IGE067	UEDEAN	(34,843)	(8,711)
1TF001	Dr E Elizabeth French Mem Fund	32,153	32,153	48,838	-	(1,815)	(491)	2,751	49,283	IGB133	UBMCBS	(1,849)	(462)
1TF002	Gerald L. & Dorothy K Smith Fun	91,450	93,950	103,485	2,500	(3,845)	(1,041)	5,885	106,985	IGF001	UFNUNP	(3,918)	(980)
1TF004	Elizabeth Rand	147,096	147,096	229,935	-	(8,544)	(2,312)	12,952	232,031	IGF003	UFFS00	(8,706)	(2,177)
1TF005	Hamilton Putnam	22,300	22,300	42,019	-	(1,561)	(423)	2,367	42,402	IGF008	UFDEAN	(1,591)	(398)
1TF006	Robert J. & Mary E. Mitchell	79,983	79,983	205,698	-	(7,643)	(2,069)	11,587	207,573	IGF002	UFOT00	(7,788)	(1,947)
1TF007	Daniel Beatrice Rogers Schl	26,550	26,611	40,915	61	(1,520)	(411)	2,304	41,348	IGF015	UFDEAN	(1,549)	(387)
1TF008	Marion Beckwith Endowed Fund	8,822	8,822	11,611	-	(431)	(117)	654	11,717	IGF019	UFKINE	(440)	(110)
1TG003	Alumni Merit Serv Award Assn	33,018	33,018	44,074	-	(1,638)	(443)	2,483	44,475	IGG042	UGAADM	(1,669)	(417)
1TG004	Honors Program/Urop Endowment	186,891	186,891	261,959	-	(9,734)	(2,634)	14,756	264,347	IGA028	UAHONP	(9,919)	(2,480)
1TG009	Smith Sanborn Lecture Fund	8,298	8,298	28,864	-	(1,073)	(290)	1,626	29,127	IGASAN	UAPROV	(1,093)	(273)
1TG012	Class of 36 Cultural Enrichmnt	104,417	104,417	180,223	-	(6,697)	(1,812)	10,152	181,866	IGG013	UGPRES	(6,824)	(1,706)
1TG015	Class of 1929 Dad Henderson	87,134	87,134	213,678	-	(7,940)	(2,149)	12,036	215,625	IGG002/IGU232	UUFPAID	(8,091)	(2,023)
1TG016	Henderson Mem. Carillon Maint.	7,361	7,361	14,327	-	(532)	(144)	807	14,458	IGG023	UGAADM	(542)	(136)
1TG018	Granite State Scholars Endowment	1,726,038	1,726,038	2,058,553	-	(76,492)	(20,701)	115,956	2,077,316	IGU280	UUFPAID	(77,944)	(19,486)
1TJ001	Frederick Walker	14,538	14,538	24,840	-	(923)	(250)	1,399	25,066	IGJ044	UJGBAS	(941)	(235)
1TJ003	Morris F Darling Memorial Fund	180,000	180,000	211,625	-	(7,864)	(2,128)	11,921	213,554	IGJ060	UJGCRW	(8,013)	(2,003)
1TL001	Gladys Brooks Endowment Fund	50,000	50,000	145,950	-	(5,423)	(1,468)	8,221	147,280	IGL002	ULLBKS	(5,526)	(1,382)
1TL002	Douglas M. Milne	100,000	100,000	283,844	-	(10,547)	(2,854)	15,989	286,431	IGL007	ULLBKS	(10,747)	(2,687)
1TL003	Roland Douglas Sawyer	25,275	25,275	72,593	-	(2,697)	(730)	4,089	73,255	IGL001	ULLADM	(2,749)	(687)
1TL004	Consolidated Library Fund	10,341	10,341	46,071	-	(1,712)	(463)	2,595	46,491	IGL003	ULLBKS	(1,744)	(436)
1TL005	Edward H. Downing Fund	1,000	1,000	3,154	-	(117)	(32)	178	3,183	IGL004	ULLBKS	(119)	(30)
1TL006	Marion E. Nash Fund	19,053	19,053	49,488	-	(1,839)	(498)	2,788	49,939	IGL006	ULLBKS	(1,874)	(468)
1TL008	Blanche Foye Nash Library Fund	53,090	53,190	56,095	100	(2,084)	(564)	3,169	56,716	IGL038	ULLBKS	(2,124)	(531)
1TR001	Prof. & Mrs. F. Jackson	36,757	36,757	55,054	-	(2,046)	(554)	3,101	55,556	IGZ026	UZMSAD	(2,085)	(521)
1TR003	Shoals Marine Scholarship Fund	13,872	35,922	16,512	22,050	(342)	(93)	1,308	39,436	IGZ012	UZMSAD	(1,201)	(300)
1TR004	Class of 1937 Professorship	149,288	149,288	272,760	-	(10,135)	(2,743)	15,364	275,247	IGZ019	UZMSAD	(10,328)	(2,582)
1TS001	Charles H. Stillings Trust	528,775	533,861	1,319,989	5,086	(48,921)	(13,240)	74,461	1,337,375	IGS011/IGU119	USAADM/UUFPAID	(50,078)	(12,519)
1TS002	Warren Brown Memorial Scholars	6,651	6,651	19,466	-	(723)	(196)	1,096	19,643	IGS001	USMHCY	(737)	(184)
1TS003	Carl & Ada Lundholm Mem Scholr	39,981	39,981	58,926	-	(2,190)	(593)	3,319	59,463	IGS007	USAADM	(2,231)	(558)
1TS004	Peter G Markos Chemistry Endowment	50,843	50,843	73,034	-	(2,714)	(734)	4,114	73,699	IGD169	UDCHEM	(2,765)	(691)
1TS005	Carlton E. Meader, Jr. Mem. Sc	6,180	6,180	18,840	-	(700)	(189)	1,061	19,011	IGS008	USMHCY	(713)	(178)
1TS006	Donald Melville	173,254	173,254	342,458	-	(12,725)	(3,444)	19,290	345,579	IGS030	USMCCT	(12,967)	(3,242)
1TS007	W. C. & Clara D. Skoglund	102,654	102,654	141,144	-	(5,245)	(1,419)	7,950	142,431	IGS009	USAADM	(5,344)	(1,336)
1TS008	Suzanne Urban Fund	53,323	54,723	73,206	1,400	(2,667)	(722)	4,242	75,460	IGS014	USAADM	(2,790)	(698)
1TS009	P. Wageman	5,064	5,064	8,645	-	(321)	(87)	487	8,724	IGS013	USAADM	(327)	(82)
1TS010	Ski Team UNH	127,473	132,473	191,857	5,000	(7,129)	(1,929)	10,742	198,540	IGS032	USCSKI	(7,264)	(1,816)
1TS011	Paul C. Sweet Scholarship Fund	26,107	26,107	63,726	-	(2,368)	(641)	3,590	64,307	IGS012	USAADM	(2,413)	(603)

UNIVERSITY SYSTEM OF NEW HAMPSHIRE
DETAIL STATEMENT OF CHANGES IN ENDOWMENT AND SIMILAR FUNDS
WITH ADDITIONAL INFORMATION ON INTEREST DISTRIBUTION
FOR THE YEAR ENDED JUNE 30, 2019

FUND	FUND NAME	BOOK VALUE		MARKET VALUE 6/30/2018	NET ADDITIONS PRIMARILY GIFTS	FY19 DISTRIBUTION		MARKET VALUE 6/30/2019	PAYOUT FUND	ORG	FY20 DISTRIBUTION	
		6/30/2018	6/30/2019			PURPOSE	MGMT FEE				PURPOSE	MGMT FEE
1TS012	A. Barr "whoops" Snively Schol	11,789	11,789	32,432	-	(1,205)	(326)	1,827	1GS010	USAADM	(1,228)	(307)
1TS013	Jere A. Chase Scholarship	1,653	1,653	4,742	-	(176)	(48)	267	1GS002	USAADM	(180)	(45)
1TS014	Frederick A. Johnson Mem. Sch	10,000	10,000	26,524	-	(986)	(267)	1,494	1GS005	USMFTB	(1,004)	(251)
1TS015	Philip C. Jones/1913 Trust	9,831	9,831	34,648	-	(1,287)	(348)	1,952	1GS006	USAADM	(1,312)	(328)
1TS016	UNH 100 Club / General Award	237,179	237,279	410,086	100	(15,238)	(4,124)	23,104	1GS026	USAADM	(15,531)	(3,883)
1TS017	Creeley S. Buchanan Football	8,711	8,711	13,810	-	(513)	(139)	778	1GS041	USMFTB	(523)	(131)
1TS018	Craig Scholarship Fund	75,842	75,842	140,020	-	(5,203)	(1,408)	7,887	1GS004	USAADM	(5,302)	(1,325)
1TS019	Andrew Mooradian Endowed Schol	41,281	41,281	53,103	-	(1,973)	(534)	2,991	1GS069	USMFTB	(2,011)	(503)
1TS020	Bernice Hill Class of 23 Endow	44,207	44,207	82,130	-	(3,052)	(826)	4,626	1GS042	USAADM	(3,110)	(777)
1TS021	Arden G. Atkins Scholarship	139,495	139,495	195,271	-	(7,256)	(1,964)	10,999	1GS062	USAADM	(7,394)	(1,848)
1TS022	Ken Pope Endowed Scholarship	11,450	11,450	17,856	-	(664)	(180)	1,006	1GJ100	UJGOLF	(676)	(169)
1TS023	Holt Endowed Fund	144,735	148,190	167,387	3,455	(6,215)	(1,682)	9,439	1GS070	USMHCY	(6,463)	(1,616)
1TU002	Alice M. Mitchell Scholarship	79,983	79,983	205,698	-	(7,643)	(2,069)	11,587	1GC014/1GD022	UCENGL/UDDEAN	(7,788)	(1,947)
1TU003	Edward and Selma Bacon Simon Fund	68,733	73,733	111,756	5,000	(4,153)	(1,124)	6,525	1GE054	UEHMGT	(4,428)	(1,107)
1TU004	Richard M. Ford Endowed Mem	21,044	21,044	31,221	-	(1,160)	(314)	1,759	1GC084/1GD026	UCENGL/UDCHEM	(1,182)	(296)
1TU005	Agnes & M Jane Linen Scholarsh	4,357	4,357	8,563	-	-	(86)	487	1TU005	UUAEN	-	(84)
1TU009	Paul J Holloway Endowment Fund	193,137	193,137	274,805	-	(10,211)	(2,764)	15,479	1GE015	UEWBSC	(10,405)	(2,601)
1TU010	Gray-White-Shields Scholarship Fund	2,519,046	2,519,046	2,756,262	-	(102,417)	(27,718)	155,257	1GU293	UUFPAID	(104,361)	(26,090)
1TU013	UNH Foreign Language Scholarship	84,599	84,699	110,816	100	(4,118)	(1,114)	6,252	1GU327	UUFPAID	(4,196)	(1,049)
1TU014	UNH Engineering Scholarship	82,699	83,199	108,720	500	(4,040)	(1,093)	6,146	1GU328	UUFPAID	(4,136)	(1,034)
1TU015	T. Ralph & Isabelle Meyers Fund	25,000	25,000	32,471	-	(1,207)	(327)	1,829	1GU342	UUFPAID	(1,229)	(307)
1TU016	Joseph L. Robinson Scholarship Fund	35,930	35,930	38,271	-	(806)	(218)	2,202	1GU377	UUFPAID	(1,480)	(370)
1TU020	UNIQUE Endow Alloc Plan - UNH	28,721,153	31,840,055	32,780,606	3,118,902	(1,257,754)	-	1,942,894	1GU296	UUFPAID	(1,313,270)	-
TOTAL UNIVERSITY OF NEW HAMPSHIRE		63,999,499	67,264,154	93,639,283	3,264,653	(3,515,927)	(611,496)	5,375,373	98,151,886		(3,619,365)	(576,612)
UNH AT MANCHESTER												
1TM001	Richard Eaton Foundation	30,000	30,000	51,298	-	(1,906)	(516)	2,890	1GM008	UMFINA	(1,942)	(486)
1TM002	H. P.makris	7,865	7,865	12,830	-	(477)	(129)	723	1GM004	UMFINA	(486)	(121)
1TM003	Mvc Scholarship	500	500	1,301	-	(48)	(13)	73	1GM002	UMMBSC	(49)	(12)
TOTAL UNH AT MANCHESTER		38,365	38,365	65,429	-	(2,431)	(658)	3,686	66,026		(2,477)	(619)
PLYMOUTH STATE UNIVERSITY												
6TC001	Ann L Wharton Scholar Endow	27,316	27,316	37,119	-	(1,379)	(373)	2,091	6GCE62	PCADAL	(1,405)	(351)
6TC002	Bea Hodgson	33,206	33,206	45,979	-	(1,708)	(462)	2,590	6GCE27	PAHPER	(1,741)	(435)
6TC003	Paul E Arold Mem Scholar	42,203	42,403	68,027	200	(2,520)	(682)	3,842	6GCE22	PAHPER	(2,576)	(644)
6TC004	PSU Class of 1937	39,095	39,095	62,890	-	(2,337)	(632)	3,543	6GCE23	PCADAL	(2,381)	(595)
6TC005	Class of 1941	26,158	26,158	37,940	-	(1,410)	(382)	2,137	6GCE37	PSDSP1	(1,437)	(359)
6TC006	Scott Descoteaux Scholr Fund	18,948	18,948	33,134	-	(1,231)	(333)	1,866	6GCE34	PABUS1	(1,255)	(314)
6TC007	Donna Ford Fund	4,875	4,875	7,780	-	(289)	(78)	438	6GCE28	PAHPER	(295)	(74)
6TC008	Lillian Groux Mattoon Memorial	22,339	22,339	39,283	-	(1,460)	(395)	2,213	6GCE32	PPRES	(1,487)	(372)
6TC010	Art Dept (PSU)	18,152	18,902	23,117	750	(828)	(224)	1,341	6GCE35	PAART1	(877)	(219)
6TC011	Madie W. Barrett	55,134	55,234	72,274	100	(2,686)	(727)	4,081	6GCE48	PAFRLG	(2,737)	(684)
6TC012	Robert L. Boyd	1,660	1,760	3,259	100	(121)	(33)	188	6GCE38	PALIB1	(127)	(32)
6TC013	Class of 1946 (PSU)	50,608	50,608	77,309	-	(2,873)	(777)	4,355	6GCE39	PCADAL	(2,927)	(732)
6TC014	Class of 1957 (PSU)	10,853	10,853	17,297	-	(643)	(174)	974	6GCE40	PCADAL	(655)	(164)
6TC015	Citizens Bank Endowed Scholars	18,738	18,738	43,648	-	(1,622)	(439)	2,459	6GCE26	PABUS1	(1,653)	(413)
6TC016	Marie Connelly	18,789	19,039	27,389	250	(1,018)	(275)	1,551	6GCE49	PAED01	(1,043)	(261)
6TC017	Charles L. Currier Memorial	13,204	13,204	28,198	-	(1,048)	(284)	1,588	6GCE41	PPRES	(1,068)	(267)
6TC019	Myrtle Grover Endowment	54,077	54,077	127,791	-	(4,748)	(1,285)	7,198	6GCE29	PABUS1	(4,839)	(1,210)
6TC020	Hartman/Kelly Scholarship	4,536	4,536	8,996	-	(334)	(90)	507	6GCE46	PAHPER	(341)	(85)
6TC021	James J. Hogan	27,540	33,130	47,311	5,590	(1,758)	(476)	2,704	6GCE53	PASS01	(1,995)	(499)
6TC022	Gary David Johnson Mem. Sch.	12,881	12,881	32,175	-	(1,196)	(324)	1,812	6GCE30	PACRSV	(1,218)	(305)
6TC023	Irving Willard Jones Mem Fund	33,289	33,289	91,641	-	(3,405)	(922)	5,162	6GCE24	PAMUS1	(3,470)	(867)
6TC024	Margaret 'Peg' Rock Kenyon	12,087	12,087	23,306	-	(866)	(234)	1,313	6GCE50	PAUS01	(882)	(221)
6TC025	Emma Paulsen Knapp '17 Schola	6,495	6,495	13,107	-	(487)	(132)	738	6GCE60	PAED01	(496)	(124)
6TC026	Hazel Balch Moore	46,271	46,271	72,122	-	(2,680)	(725)	4,063	6GCE58	PABUS1	(2,731)	(683)
6TC027	Isabelle Murray Scholarship	4,772	4,772	9,409	-	(234)	(95)	532	6GCE55	PANS01	(242)	(90)
6TC028	Barbara Boyce Oaks	58,022	58,022	113,630	-	(4,222)	(1,143)	6,401	6GCE25	PAENG1	(4,302)	(1,076)
6TC029	John F. Ozog Mem.	20,461	20,461	42,985	-	(1,597)	(432)	2,421	6GCE42	PASS01	(1,628)	(407)
6TC030	PSU AA Scholarship Fund	181,257	181,357	220,175	100	(7,811)	(2,114)	12,430	6GCE44	PCADAL	(8,359)	(2,090)
6TC031	PSU Math Dept. Fund	6,079	6,229	8,439	150	(314)	(85)	482	6GCE43	PAMA01	(325)	(81)
6TC032	Bernice Goodwin Spaulding	6,317	6,317	17,437	-	(648)	(175)	982	6GCE33	PAMUS1	(660)	(165)
6TC033	Blanche Colby Stacy Fund	33,859	33,859	88,747	-	(3,298)	(892)	4,999	6GCE36	PAED01	(3,360)	(840)
6TC034	Harry Preble Swett	17,827	17,827	45,674	-	(1,697)	(459)	2,573	6GCE31	PALIB1	(1,729)	(432)
6TC035	Roi M White	40,044	40,044	50,351	-	(1,871)	(506)	2,836	6GCE51	PAMUS1	(1,906)	(477)
6TC036	Dorothy E. Whiting	6,232	6,232	12,683	-	(471)	(128)	714	6GCE45	PAED01	(480)	(120)
6TC037	Clarice Clark Parker Award	1,164	1,164	2,304	-	(86)	(23)	130	6GCE61	PAENG1	(87)	(22)
6TC038	Aauw Non-Traditional Student	14,883	14,883	21,617	-	(802)	(217)	1,218	6GCE65	PCADAL	(819)	(205)
6TC039	Robert J. Doherty '86 Scholars	6,214	6,214	12,310	-	(457)	(124)	693	6GCE64	PCADAL	(466)	(117)
6TC040	David 'Tuck' Grierson Memorial	7,449	7,449	14,736	-	(548)	(148)	830	6GCE63	PBPP01	(558)	(139)
6TC041	John V. Defortis '77 Schshp	8,630	8,630	16,176	-	(601)	(163)	911	6GCE66	PABUS1	(612)	(153)

**UNIVERSITY SYSTEM OF NEW HAMPSHIRE
 DETAIL STATEMENT OF CHANGES IN ENDOWMENT AND SIMILAR FUNDS
 WITH ADDITIONAL INFORMATION ON INTEREST DISTRIBUTION
 FOR THE YEAR ENDED JUNE 30, 2019**

FUND	FUND NAME	BOOK VALUE		MARKET VALUE 6/30/2018	NET ADDITIONS PRIMARILY GIFTS	FY19 DISTRIBUTION		MARKET VALUE 6/30/2019	PAYOUT FUND	ORG	FY20 DISTRIBUTION		
		6/30/2018	6/30/2019			PURPOSE	MGMT FEE				PURPOSE	MGMT FEE	
6TC042	Barbara S Dearborn	39,685	40,185	55,370	500	(663)	(504)	3,159	57,862	6GCE84	PAMA01	(2,154)	(538)
6TC043	Brennan Hart Memorial Fund	85,395	90,395	116,462	5,000	(4,327)	(1,171)	6,542	122,505	6GCE47	PSHUB1	(4,597)	(1,149)
6TC044	Hamilton, James Scholarship	1,025	1,025	1,992	-	(74)	(20)	112	2,010	6GCE67	PHATAD	(75)	(19)
6TC045	Ella O Keene Scholarship Fund	107,397	107,397	188,859	-	(7,018)	(1,899)	10,638	190,581	6GCE69	PPRES	(7,151)	(1,788)
6TC046	Catherine & Kirk Middlekauf	15,403	15,403	19,165	-	(712)	(193)	1,080	19,340	6GCE82	PASS01	(726)	(181)
6TC047	Emma Yeaton Wheeler Scholarship	28,408	28,908	37,545	500	(1,395)	(378)	2,163	38,435	6GCE71	PAED01	(1,422)	(355)
6TC048	Lydia Briggs Endowment	8,706	8,706	10,640	-	(395)	(107)	599	10,737	6GCE72	PHATAD	(403)	(101)
6TC049	Geneva M Smith Endowed Schol	80,359	80,359	141,308	-	(5,251)	(1,421)	7,960	142,596	6GCE56	PANS01	(5,350)	(1,338)
6TC050	Ola Hubbard Scholarship	529,155	529,155	699,318	-	(25,985)	(7,033)	39,392	705,692	6GCE68	PCADAL	(26,479)	(6,620)
6TC051	Jessie Barnes Metcalf Endowmen	16,066	16,066	28,253	-	(1,050)	(284)	1,591	28,510	6GCE52	PAED01	(1,070)	(267)
6TC052	William L Taylor Memorial Fund	16,267	16,517	22,639	250	(832)	(225)	1,283	23,115	6GCE70	PASS01	(858)	(214)
6TC053	Jeanette & Richard Collins End	105,078	105,078	153,142	-	(5,690)	(1,540)	8,626	154,538	6GCE74	PBCAR1	(5,798)	(1,450)
6TC054	John V Miller SBI Endow Fund	16,605	16,605	20,490	-	(761)	(206)	1,154	20,676	6GCE73	PAPSBI	(776)	(194)
6TC055	Carole Anne Soucie Mem Endow	10,431	10,431	12,502	-	(465)	(126)	704	12,616	6GCE78	PAENG1	(473)	(118)
6TC056	M Shine Bateman Mem Schlrshp	37,309	38,309	45,005	1,000	(1,663)	(450)	2,632	46,524	6GCE76	PAED01	(1,705)	(426)
6TC057	Regina Thornton Mem Schol	8,650	8,650	10,691	-	(397)	(108)	602	10,788	6GCE77	PABUS1	(405)	(101)
6TC058	Karl Drerup Art Scholarship	55,277	55,277	65,800	-	(2,444)	(662)	3,707	66,401	6GCE79	PAART1	(2,491)	(623)
6TC059	Norton R Bagley Scholarship	119,435	119,435	136,384	-	(5,068)	(1,372)	7,682	137,627	6GCE80	PAED01	(5,164)	(1,291)
6TC060	H B Barton Memorial Scholarsh	12,161	13,561	14,281	1,400	(531)	(144)	810	15,816	6GCE81	PAMA01	(575)	(144)
6TC062	Sally Boland Memorial Schol	13,922	14,022	16,608	100	(617)	(167)	945	16,869	6GCE83	PAENG1	(629)	(157)
6TC063	John L Daly Scholarship Fund	20,952	21,452	24,805	500	(922)	(249)	1,404	25,538	6GCE94	PCADV1	(958)	(240)
6TC064	Harold E Hyde Endowed Schol	54,757	56,251	71,643	1,495	(2,662)	(720)	4,079	73,835	6GCE88	PCADV1	(2,750)	(687)
6TC065	C E Brown-Applied Comp Sci Sch	71,040	76,040	80,001	5,000	(2,860)	(774)	4,763	86,129	6GCE86	PCADV1	(3,111)	(778)
6TC066	John K Walsh Scholarship Fund	17,196	17,196	21,739	-	(808)	(219)	1,225	21,937	6GCE93	PASS01	(823)	(206)
6TC067	Collins Challenge Endowment	13,977	13,977	18,223	-	(677)	(183)	1,026	18,389	6GCE85	PCADV1	(690)	(172)
6TC068	William S Belvin Endow Schol	30,442	30,442	41,164	-	(1,530)	(414)	2,319	41,539	6GCE91	PCADV1	(1,559)	(390)
6TC071	Class of 1952 Gifts	134,882	134,982	161,024	100	(5,793)	(1,568)	9,086	162,849	6GCE97	PCADV1	(6,110)	(1,528)
6TC072	Grappone Granite State Scholars	54,251	54,251	78,976	-	(2,935)	(794)	4,449	79,696	6GCE98	PCADV1	(2,990)	(748)
6TC073	Elaine Gail Vaillant Brown Schl-End	71,636	76,636	82,402	5,000	(2,950)	(798)	4,898	88,552	6GCE01	PCADV1	(3,202)	(801)
6TC074	Morgridge Family Internship Fund	50,000	50,000	74,857	-	(2,782)	(753)	4,217	75,540	6GCE03	PCADV1	(2,834)	(709)
6TC075	Barbara Willey '37 Endowment Fund	112,500	112,500	164,995	-	(6,131)	(1,659)	9,294	166,499	6GCE99	PCADV1	(6,247)	(1,562)
6TC076	N Hopkins '37 & M Hopkins '37 Scho	20,842	20,842	22,515	-	(837)	(226)	1,268	22,720	6GCE04	PCADV1	(853)	(213)
6TC078	Larry K & Dawn Ray Haynes Schol Fun	26,175	26,175	32,149	-	(1,195)	(323)	1,811	32,442	6GCE05	PCADV1	(1,217)	(304)
6TC079	Class of 1962 Scholarship Endowment	52,621	53,321	60,793	700	(2,218)	(600)	3,433	62,107	6GCE02	PCADAL	(2,323)	(581)
6TC080	Raise the Curtain Endowment Fund	31,553	36,553	36,232	5,000	(1,346)	(364)	2,522	42,043	6GCE07	PAIAT1	(1,372)	(343)
6TC081	Barry M Ross '73 Scholarship Fund	31,969	32,882	48,370	913	-	(477)	2,772	51,579	6GCE08	PCADV1	(1,916)	(479)
6TC082	Class of 1951 Endowment	11,587	11,587	13,633	-	(507)	(137)	768	13,758	6GCE09	PCADV1	(516)	(129)
6TC084	Doris Dean Palmer '30 Endowed Schol	14,350	14,350	17,433	-	(648)	(175)	982	17,592	6GCE11	PCADV1	(660)	(165)
6TC085	Switzer Fund History Prize Endowmen	30,492	30,492	35,751	-	(1,328)	(360)	2,014	36,077	6GCE13	PCADV1	(1,354)	(338)
6TC086	Student Affairs Scholarship Endowmt	16,232	16,232	18,538	-	(689)	(186)	1,044	18,707	6GCE14	PCADV1	(702)	(175)
6TC087	Harold C & Martha Zehr Endowment	18,415	19,615	20,644	1,200	(767)	(208)	1,179	22,048	6GCE12	PCADV1	(808)	(202)
6TC088	Graduate Research Fund Endowment	17,268	17,268	19,518	-	(725)	(196)	1,099	19,696	6GCE06	PCADV1	(739)	(185)
6TC089	Jane E. Babin Scholarship Fund	19,409	19,409	22,114	-	(822)	(222)	1,246	22,315	6GCE15	PCADV1	(837)	(209)
6TC090	Trevorrow Fund for Library Interns	84,309	84,309	93,698	-	(3,482)	(942)	5,278	94,552	6GCE16	PALIB1	(3,548)	(887)
6TC091	Heritage Society Endowment	54,358	54,358	57,879	-	(2,151)	(582)	3,260	58,407	6GCE17	PCADV1	(2,192)	(548)
6TC092	Morgridge Opportunity Scholarship	997,209	997,209	1,031,692	-	(38,336)	(10,375)	58,114	1,041,095	6GCE18	PCADV1	(39,063)	(9,766)
6TC093	Operating Staff Endowed Scholarship	47,957	48,559	55,748	602	(1,962)	(531)	3,168	57,025	6GCE19	PCADV1	(2,116)	(529)
6TC094	Merilee Phillips Accounting Endowme	10,000	10,000	10,009	-	(372)	(101)	564	10,100	6GCE20	PCADV1	(379)	(95)
6TC095	Donald P. Wharton Endowment	42,320	42,320	45,360	-	(1,686)	(456)	2,555	45,774	6GCE21	PAUNIV	(1,718)	(429)
6TC096	Michelle Morse Mem Schol Endowmnt	36,944	37,044	41,706	100	(1,546)	(418)	2,354	42,195	6GCE1A	PCADV1	(1,583)	(396)
6TC098	Hanaway Endowmnt for the Perf Arts	100,000	100,000	102,767	-	(3,819)	(1,033)	5,789	103,704	6GCE1D	PBCAR3	(3,891)	(973)
6TC099	Mehmet Canlar Endowed Schol	6,055	6,055	7,845	-	(291)	(79)	442	7,916	6GCE87	PCADV1	(297)	(74)
6TC100	Eastman-PMK/TKE Schol Endmt	31,955	32,055	33,190	100	(1,233)	(334)	1,874	33,597	6GCE1X	PCADV1	(1,261)	(315)
6TC101	Ruth Birch Marzec '48 Schl End	23,000	23,000	27,435	-	(1,019)	(276)	1,545	27,685	6GCE1G	PCADMG	(1,039)	(260)
6TC102	James W Tethers Endowed Schol	16,415	16,415	16,235	-	(603)	(163)	915	16,383	6GCE1J	PCADMG	(615)	(154)
6TC103	J Philip & Eva M Duguay Schol	15,850	15,850	16,092	-	(598)	(162)	906	16,238	6GCE1K	PCADMG	(609)	(152)
6TC104	Stevens-Bristow Professorship	97,796	97,796	104,236	-	(3,873)	(1,048)	5,871	105,186	6GCE1M	PCADMG	(3,947)	(987)
6TC105	Imagine A Way Schol Endowment	51,921	51,921	54,487	-	(2,025)	(548)	3,069	54,984	6GCE1N	PCADMG	(2,063)	(516)
6TC106	Wixson Endowed Prof of Math	59,250	59,250	55,224	-	(1,718)	(465)	3,136	56,178	6GCE1P	PCADMG	(2,108)	(527)
6TC107	Eugene & Joan Savage Edu Award	65,955	66,730	69,514	775	(2,555)	(692)	3,960	71,002	6GCE1Q	PCADMG	(2,633)	(658)
6TC108	Patricia Stips Lamson Library End	91,878	91,878	90,130	-	(3,349)	(906)	5,077	90,951	6GCE1R	PALIB1	(3,413)	(853)
6TC109	Patricia Stips Scholarship Endowmnt	182,756	182,756	179,314	-	(6,663)	(1,803)	10,101	180,949	6GCE1S	PCADMG	(6,789)	(1,697)
6TC110	Forrest M & Opal M Steen Schol	15,770	15,770	15,972	-	(593)	(161)	900	16,117	6GCE1L	PCADMG	(605)	(151)
6TC111	B Dearborn Endowed Art Schol	27,261	27,761	30,097	500	-	(256)	1,729	32,071	6GCE1E	PCADMG	(1,186)	(297)
6TC112	PSU PAT Scholarship Endowment	50,597	50,872	56,383	275	(2,092)	(566)	3,194	57,194	6GCE1T	PCADMG	(2,135)	(534)
6TC115	Gary K Richey Endowed Schol	12,169	12,269	12,276	100	(456)	(123)	696	12,493	6GCE1Y	PCADMG	(469)	(117)
6TC116	George & Helen Koehler Endowed Fund	25,250	26,250	30,322	1,000	(1,127)	(305)	1,761	31,651	6GCE2A	PCADMG	(1,148)	(287)
6TC117	Janet Sanford Kelliher Endowed Schl	40,590	40,740	49,078	150	(1,824)	(494)	2,767	49,678	6GCE2B	PCADMG	(1,862)	(466)
6TC118	Kent Criminal Justice Spirit Award	10,350	10,350	12,935	-	(611)	-	729	13,053	6GCE1B	PCADV1	(612)	-
6TC119	Lovett fund for Ctr for the Envir	15,000	15,000	21,985	-	(817)	(221)	1,238	22,186	6GCE2E	PCADMG	(832)	(208)
6TC120	Dennis Maslakowski Grad ed Schol	77,577	78,727	99,658	1,150	(3,655)	(989)	5,658	101,822	6GCE2D	PCADMG	(3,778)	(944)

UNIVERSITY SYSTEM OF NEW HAMPSHIRE
DETAIL STATEMENT OF CHANGES IN ENDOWMENT AND SIMILAR FUNDS
WITH ADDITIONAL INFORMATION ON INTEREST DISTRIBUTION
FOR THE YEAR ENDED JUNE 30, 2019

FUND	FUND NAME	BOOK VALUE		MARKET VALUE 6/30/2018	NET ADDITIONS PRIMARILY GIFTS	FY19 DISTRIBUTION		MARKET VALUE 6/30/2019	PAYOUT FUND	ORG	FY20 DISTRIBUTION		
		6/30/2018	6/30/2019			PURPOSE	MGMT FEE				PURPOSE	MGMT FEE	
6TC121	Mary Rita Hyde '62 Mem Schol	12,495	13,489	16,861	995	(627)	(170)	945	18,005	6GCE2F	PCADMG	(676)	(169)
6TC122	Meg Petersen Endowed Scholarship	29,000	29,000	37,712	-	(1,401)	(379)	2,124	38,055	6GCE2G	PCADMG	(1,428)	(357)
6TC123	Hage-Diversity & Intern'l Initiativ	40,052	40,052	46,685	-	(1,735)	(469)	2,630	47,111	6GCE2H	PCADMG	(1,768)	(442)
6TC124	Trimpi Endwmnt-Perf Study Talent Gr	113,709	113,709	151,031	-	(5,612)	(1,519)	8,507	152,407	6GCE2J	PCADMG	(5,719)	(1,430)
6TC125	Matthew S Budrow '06 Mem End Schol	42,781	42,982	50,500	202	(1,586)	(429)	2,870	51,556	6GCE2K	PCADMG	(1,931)	(483)
6TC126	Small Business & Entreprenrshp Schl	175,000	175,000	194,387	-	(7,223)	(1,955)	10,950	196,159	6GCE2P	PCADMG	(7,360)	(1,840)
6TC127	Helen Abbott '39 Prfshp Envir Stud	119,000	134,000	138,111	15,000	(5,132)	(1,389)	9,222	155,812	6GCE2R	PCADMG	(5,229)	(1,307)
6TC128	Norman '37 & Cecile Demers	50,000	50,000	62,307	-	(2,315)	(627)	3,510	62,875	6GCE2U	PCADMG	(2,359)	(590)
6TC129	Supporting Our Stdnts Faculty Schol	42,166	45,410	50,054	3,245	(1,771)	(479)	2,925	53,973	6GCE2N	PCADMG	(1,933)	(483)
6TC130	Pamel Marrapese-Keep NH LakesClear	31,705	31,705	36,633	-	(1,250)	(338)	2,072	37,117	6GCE2S	PCADMG	(1,393)	(348)
6TC131	Sharon R. Parish Mem Schol	50,000	50,000	62,298	-	(2,315)	(626)	3,509	62,866	6GCE2W	PCADMG	(2,359)	(590)
6TC132	Bernier Athletic Training Scholrshp	19,473	20,646	22,937	1,174	(810)	(219)	1,328	24,409	6GCE2X	PCADMG	(871)	(218)
6TC133	Schlesinger Mem Schol in Poli Sci	33,771	35,021	41,889	1,250	(1,510)	(409)	2,423	43,643	6GCE2V	PCADMG	(1,588)	(397)
6TC134	Mark E. Bates '75 Meml Schol	173,457	173,757	196,325	300	(7,277)	(1,969)	11,074	198,453	6GCE3B	PCADMG	(7,446)	(1,862)
6TC135	McCabe Leadership Scholarship Fund	21,550	21,550	27,094	-	(1,007)	(272)	1,526	27,341	6GCE1Z	PCADMG	(1,026)	(256)
6TC136	Robert & Margot Swift Endowed Schol	50,320	57,070	57,352	6,750	(2,130)	(577)	3,491	64,886	6GCE2Z	PCADMG	(2,407)	(602)
6TC137	Wiggett Family Student Support Endw	10,000	10,000	11,908	-	(442)	(120)	671	12,017	6GCE2C	PCADMG	(451)	(113)
6TC138	Estes German Study Abroad Schol	27,000	27,000	30,107	-	(1,119)	(303)	1,696	30,381	6GCE3C	PCADMG	(1,140)	(285)
6TC139	Carleton Parish Social Science Sch	25,500	26,000	25,851	500	(942)	(255)	1,484	26,638	6GCE3L	PCADMG	(980)	(245)
6TC140	UNIQUE Endow Alloc Plan - PSU	8,688,642	9,761,705	9,886,306	1,073,063	(376,748)	-	589,475	11,172,096	6GCE1C	PCADVI	(398,743)	-
6TC141	Estes Endowed Mathematics Schol	50,000	50,000	53,860	-	(2,001)	(542)	3,034	54,351	6GCE3N	PCADMG	(2,039)	(510)
6TC142	Burton '62 Public Service Schol	44,803	44,803	49,090	-	(1,824)	(494)	2,765	49,537	6GCE3D	PCADMG	(1,859)	(465)
6TC143	Thurston-Cheney Performing Arts	25,000	29,486	27,317	4,486	(1,015)	(275)	1,837	32,350	6GCE2M	PALIB1	(1,110)	(278)
6TC144	Reverend Sidney Lovett Scholarship	120,000	120,000	132,946	-	(4,940)	(1,337)	7,489	134,158	6GCE3O	PCADMG	(5,034)	(1,258)
6TC145	Louis McCormack Endowed Fund	10,946	11,250	12,636	304	(458)	(124)	737	13,095	6GCE3R	PCADMG	(479)	(120)
6TC146	Jonathan & Cornelia Hall Endow Schl	92,500	92,500	105,133	-	(3,907)	(1,057)	5,922	106,091	6GCE3S	PCADMG	(3,981)	(995)
6TC147	CGSB Award Endowment Fund	80,000	80,000	90,398	-	(3,359)	(909)	5,092	91,222	6GCE3T	PCADMG	(3,423)	(856)
6TC148	Kathleen Arecchi Memorial Scholar	25,035	25,035	29,253	-	(1,087)	(294)	1,648	29,519	6GCE3V	PCADMG	(1,108)	(277)
6TC149	Kelsey North Country Scholars Endow	283,333	283,333	311,217	-	(11,564)	(3,130)	17,530	314,054	6GCE3X	PCADMG	(11,784)	(2,946)
6TC150	The Fischler Family Scholars Endowm	28,825	28,825	31,836	-	(1,183)	(320)	1,793	32,127	6GCE3Y	PCADMG	(1,205)	(301)
6TC151	Holmes-Pattee-Haggart Family Schola	705,019	705,019	775,927	-	(28,832)	(7,803)	43,707	782,999	6GCE4D	PCADMG	(29,379)	(7,345)
6TC153	Marjorie Stokes Environ Scholarship	10,080	10,080	10,995	-	-	(110)	625	11,509	6GCE2L	PCADMG	(432)	(108)
6TC154	Holmes-Pattee-Haggart Family Endowm	705,019	705,019	775,926	-	(28,832)	(7,803)	43,707	782,999	6GCE4E	PCADMG	(29,379)	(7,345)
6TC155	The McLane Family Fellowship	207,337	207,337	228,921	-	(8,506)	(2,302)	12,895	231,007	6GCE4F	PCADMG	(8,668)	(2,167)
6TC156	Ellen Morin '52 Endowment	13,606	13,606	15,391	-	-	(155)	874	16,111	6GCESM	PCADMG	(605)	(151)
6TC157	Madeline Plant Endow Nurshing Schola	25,000	25,000	27,284	-	(1,014)	(274)	1,537	27,533	6GCE3H	PCADMG	(1,033)	(258)
6TC159	Henry & Ethel Vittum Scholarship	48,350	48,450	49,367	100	(1,834)	(496)	2,780	49,916	6GCE4J	PCADVI	(1,873)	(468)
6TC162	Joseph & Gail White Graduate Fellow	145,037	145,037	146,380	-	(5,439)	(1,472)	8,245	147,714	6GCE4L	PCADAF	(5,542)	(1,386)
6TC163	The Bonnie & Charles Still Scholars	25,000	30,000	25,172	5,000	(935)	(253)	1,899	30,882	6GC919	PCADAF	(953)	(238)
6TC164	Zachary Frank Memorial Endowed Scho	26,000	26,000	25,905	-	-	-	1,532	27,436	6GCEZF	PCADAF	(1,029)	(257)
6TC165	Gary & Elizabeth End Schlrshp	25,000	36,000	24,860	11,000	(924)	(250)	2,048	36,734	6GCE4H	PCADAF	(941)	(235)
6TC166	Steve Vaillancourt Endowed Fund	5,999	5,999	6,138	-	-	-	363	6,501	6GCESV	PVADVI	(244)	(61)
6TC167	Joseph McCaffrey Endowed Fund	-	25,000	-	25,000	-	-	988	25,988	6GCE4M	PFBURS	-	-
6TC168	Bette De Roher '61 Endowed Fund	-	10,000	-	10,000	-	-	-	10,000	6GCE4N	PFBURS	-	-
TOTAL PLYMOUTH STATE UNIVERSITY		17,988,946	19,187,960	21,205,305	1,199,019	(788,836)	(112,710)	1,233,314	22,736,088			(828,839)	(107,404)
KEENE STATE COLLEGE													
5TD001	Class of 1939 International Ed	46,571	46,571	77,798	-	(2,891)	(782)	4,382	78,507	5GE217	KDAFAC	-	(736)
5TD002	Paul J. Holloway	48,882	48,882	87,559	-	(3,254)	(881)	4,932	88,357	5GE216	KDAFAC	(3,315)	(829)
5TD003	Leslie S Hubbard Scholarship	86,775	86,775	183,690	-	(6,826)	(1,847)	10,347	185,364	5GE215	KDAFAC	(6,955)	(1,739)
5TD004	Winona Vincent Hubbard	2,255,362	2,255,362	2,773,601	-	(103,061)	(27,892)	156,234	2,798,882	5GE205	KDAFAC	(105,018)	(26,254)
5TD005	Charlotte Ketcham	21,857	21,857	38,436	-	(1,428)	(387)	2,165	38,786	5GE206	KDAFAC	(1,455)	(364)
5TD006	John Kontinos	11,028	11,028	23,415	-	(870)	(235)	1,319	23,629	5GE214	KDAFAC	(887)	(222)
5TD008	KSC - General Scholarship	286,229	286,942	385,562	713	(14,327)	(3,877)	21,719	389,790	5GE202	KDAFAC	(14,606)	(3,652)
5TD009	KSC - Owls Athletic	23,238	23,238	42,796	-	(1,590)	(430)	2,411	43,186	5GJ301	KJANCA	(1,620)	(405)
5TD010	KSC - Parents Assoc Scholarshi	52,406	52,406	72,888	-	(2,708)	(733)	4,106	73,552	5GE218	KDAFAC	(2,760)	(690)
5TD011	Primary Bank	32,558	32,558	65,885	-	(2,448)	(663)	3,711	66,486	5GE213	KDAFAC	(2,495)	(624)
5TD012	Filomena R. Raich	108,709	108,729	206,671	20	(7,179)	(2,078)	11,648	209,082	5GE220	KDAFAC	(7,845)	(1,961)
5TD013	Anna I. Rausch Scholar Fund	10,984	10,984	23,212	-	(863)	(233)	1,307	23,423	5GE219	KDAFAC	(879)	(220)
5TD014	Alfred & Elizabeth Thomas	12,761	12,761	25,161	-	(935)	(253)	1,417	25,391	5GE212	KDAFAC	(953)	(238)
5TD015	Travis-Grace Fund	14,881	14,881	33,605	-	(624)	(338)	1,901	34,544	5GE204	KDAFAC	(648)	(324)
5TD016	Van Rossum Fund	8,318	8,318	16,260	-	(604)	(164)	916	16,408	5GE203	KDAFAC	(616)	(154)
5TD017	Christine Young Chadwick Schol	11,467	11,567	23,082	100	(858)	(232)	1,305	23,397	5GE221	KDAFAC	(878)	(219)
5TD018	Jesse F Davis '37 Fund	23,760	23,760	35,437	-	(1,317)	(356)	1,996	35,760	5GE241	KDAFAC	(1,342)	(335)
5TD019	Lucille Plant Davis '38 Fund	22,974	22,974	35,451	-	(1,317)	(357)	1,997	35,774	5GE242	KDAFAC	(1,342)	(336)
5TD020	Clarke Dist Safety Studies End	11,251	11,251	14,071	-	(523)	(142)	793	14,199	5GE252	KDAFAC	(533)	(133)
5TD021	Marjorie Paulsen Hilton Sch-Cu	386,320	386,420	489,858	100	(18,198)	(4,925)	27,593	494,428	5GE267	KDAFAC	(18,552)	(4,638)
5TD022	Joseph Grilli Scholarship Endo	30,878	30,878	38,149	-	-	(384)	2,168	39,933	5GE263	KDAFAC	(1,498)	(375)
5TD023	Mary/Erik Hamilton Schol Endow	40,897	40,897	51,270	-	(1,905)	(516)	2,888	51,737	5GE266	KDAFAC	(1,941)	(485)
5TD024	Granite State Scholars Schol Endow	61,051	61,051	79,758	-	(2,964)	(802)	4,493	80,485	5GD003	KEDADV	(3,020)	(755)
5TD025	Ruth Burnham Paige '45 Education Sc	51,063	51,063	76,604	-	(2,846)	(770)	4,315	77,302	5GD001	KDAFAC	(2,900)	(725)

UNIVERSITY SYSTEM OF NEW HAMPSHIRE
DETAIL STATEMENT OF CHANGES IN ENDOWMENT AND SIMILAR FUNDS
WITH ADDITIONAL INFORMATION ON INTEREST DISTRIBUTION
FOR THE YEAR ENDED JUNE 30, 2019

FUND	FUND NAME	BOOK VALUE		MARKET VALUE 6/30/2018	NET ADDITIONS PRIMARILY GIFTS	FY19 DISTRIBUTION		MARKET VALUE 6/30/2019	PAYOUT FUND	ORG	FY20 DISTRIBUTION		
		6/30/2018	6/30/2019			PURPOSE	MGMT FEE				PURPOSE	MGMT FEE	
5TD026	Music Dept Endowed Scholarship	29,912	31,912	38,353	2,000	(1,424)	(385)	2,252	40,796	5GD002	KDAFAC	(1,531)	(383)
5TD027	Menard, Kendall & Carlene Schol End	25,396	25,396	32,698	-	(1,215)	(329)	1,842	32,996	5GD004	KDAFAC	(1,238)	(310)
5TD028	Morgan, Deb Mem Scholarship Endowmt	47,053	49,053	58,583	2,000	(2,140)	(579)	3,329	61,194	5GD007	KDAFAC	(2,220)	(555)
5TD029	Waltz Memorial Award Endowment	25,989	26,789	31,310	800	(1,163)	(315)	1,792	32,424	5GD037	KDAFAC	(1,204)	(301)
5TD031	Nutrition, Comm Serv Scholar - Endo	27,746	27,746	34,467	-	(1,281)	(347)	1,941	34,781	5GD009	KDAFAC	(1,305)	(326)
5TD032	Anita R Nestor Nutrition Schol-Endo	25,225	25,225	33,289	-	(1,237)	(335)	1,875	33,592	5GD010	KDAFAC	(1,260)	(315)
5TD033	Dr. Y Scholarship Endowment	35,531	35,531	43,556	-	(1,618)	(438)	2,453	43,953	5GD013	KDAFAC	(1,649)	(412)
5TD034	Matt Paul RA Mem'l Endow Awd	15,670	15,670	19,347	-	(719)	(195)	1,090	19,523	5GD014	KDAFAC	(733)	(183)
5TD035	Sandra Ellison Mem'l Schol-Endow	289,640	289,640	332,051	-	(12,338)	(3,339)	18,704	335,078	5GD017	KDAFAC	(12,573)	(3,143)
5TD038	Eder Creative Writing Scholarship E	125,000	125,000	143,961	-	(5,349)	(1,448)	8,109	145,274	5GD031	KDAFAC	(5,451)	(1,363)
5TD040	Bureau Education Scholarship Endowm	50,050	50,050	57,598	-	(2,140)	(579)	3,244	58,123	5GD030	KDAFAC	(2,181)	(545)
5TD041	Cheshire Kennel Club Vet Award Endo	20,000	20,000	29,152	-	(1,083)	(293)	1,642	29,418	5GD040	KDAFAC	(1,104)	(276)
5TD042	Cornelius R Lyle II	40,000	40,000	53,490	-	(1,000)	(538)	3,026	54,978	5GD035	KDAFAC	(2,063)	(516)
5TD043	Operating Staff Dependents Schlrshp	34,079	34,739	45,311	660	(1,666)	(451)	2,568	46,423	5GD036	KDAFAC	(1,333)	(433)
5TD044	Tyler Smith Memorial Schlrshp-Endow	28,299	28,499	32,300	200	(1,200)	(325)	1,819	32,794	5GD046	KDAFAC	(727)	(308)
5TD045	Class of 1961 Endowed Scholarship	64,604	66,354	75,665	1,750	(2,502)	(758)	4,278	78,433	5GD047	KDAFAC	(1,992)	(726)
5TD046	Mary Yelda Music Schlrshp-Endowment	20,300	20,300	25,554	-	(950)	(257)	1,439	25,787	5GD049	KDAFAC	(968)	(242)
5TD047	John Waterhouse Schol-endow	206,188	206,188	258,515	-	(9,606)	(2,600)	14,562	260,871	5GD050	KDAFAC	(9,788)	(2,447)
5TD048	Barbara & Richard Peterson Schlrshp	52,261	52,261	61,254	-	(2,276)	(616)	3,450	61,812	5GD054	KDAFAC	(2,319)	(580)
5TD049	Adams, William Geography End Schol	20,000	20,000	20,534	-	-	(206)	1,167	21,494	5GD056	KDAFAC	-	(202)
5TD050	Class of 1963 Teacher Ed Schl End	38,904	42,704	44,155	3,800	(1,631)	(441)	2,525	48,407	5GD057	KDAFAC	(1,000)	(429)
5TD051	UNIQUE Endowment Alloc Plan-KSC	8,429,630	9,191,805	9,708,212	762,175	(374,042)	-	571,206	10,667,551	5GD020	KDAFAC	(385,737)	-
5TD052	Sherry Bovient Endowed Schl. Fund	18,380	18,545	22,216	165	(822)	(223)	1,256	22,592	5GD062	KDAFAC	(844)	(211)
5TD053	Rene Lachapelle Schl Payout	29,675	30,000	34,832	325	-	(350)	1,986	36,793	5GD063	KDAFAC	(1,379)	(345)
5TD054	Foster Schl Occupational H & S	21,500	21,500	24,634	-	(912)	(247)	1,388	24,864	5GD072	KDAFAC	(933)	(233)
5TD055	Kay Maclean Memorial Schl Endowment	21,390	21,390	24,822	-	(922)	(250)	1,398	25,048	5GD075	KDAFAC	(940)	(235)
5TD056	White Mountain Scholars Program End	567,000	834,000	630,990	267,000	(20,966)	(5,674)	36,077	907,426	5GD077	KDAFAC	-	(6,941)
5TD057	Never Too Late Scholarship Endow	12,500	20,000	13,654	7,500	(507)	(137)	735	21,245	5GD078	KDAFAC	-	(199)
5TD058	Arline and Robert Wurster End. Sch	38,025	38,025	41,124	-	(1,528)	(414)	2,316	41,499	5GD084	KDAFAC	-	(389)
5TE001	Ann C. Peters	10,421	10,421	20,133	-	(465)	(202)	1,138	20,603	5GE102	KEAPRE	(580)	(193)
5TE003	Aubrey & Satako Thomas Jr Scho	12,477	12,477	22,597	-	(840)	(227)	1,273	22,803	5GE240	KEDADV	(856)	(214)
5TE004	KSC - Faculty & Program Endowmt	30,804	30,804	63,661	-	(2,365)	(640)	3,586	64,241	5GE201	KEDADV	(2,410)	(603)
5TE005	KSC - Volunteer Scholarship	10,667	10,667	20,807	-	(773)	(209)	1,172	20,997	5GE207	KEDADV	(788)	(197)
5TE007	Hollis B Robbins Mem Endow	20,264	20,664	30,608	400	-	(308)	1,758	32,458	5GE260	KEDADV	(1,218)	(304)
5TE008	Alta Townes Mem Dance Endow	33,653	34,003	41,995	350	(1,551)	(420)	2,390	42,764	5GE247	KEDADV	(1,594)	(399)
5TE009	Cfnh Safety Studies Ldsp Award	10,735	10,735	13,818	-	(513)	(139)	778	13,944	5GE251	KEDADV	(523)	(131)
5TE010	Hildebrandt Holocaust Award	28,864	28,864	40,370	-	(1,500)	(406)	2,274	40,738	5GE261	KEDADV	(1,529)	(382)
5TE011	Jh Grilli Apt Memorial Fund	17,015	17,015	24,254	-	(901)	(244)	1,366	24,476	5GE259	KEDADV	(918)	(230)
5TE012	Resident Assisstant Award Endo	18,701	18,701	23,960	-	(887)	(240)	1,350	24,183	5GE256	KEDADV	(907)	(227)
5TE013	Kalich Family Nutrition Endow	11,240	11,240	15,293	-	(568)	(154)	861	15,433	5GE264	KEDADV	(579)	(145)
5TE014	D Hickey-D Andrews Fund	11,866	12,366	16,920	500	(629)	(170)	1,001	17,622	5GE254	KEDADV	(641)	(160)
5TE015	Peerless Math Endowed Award	20,000	20,000	25,511	-	(948)	(257)	1,437	25,744	5GE268	KEDADV	(966)	(241)
5TE016	Danny Paul Hunter Mem Sch End	20,280	20,405	28,375	125	(1,052)	(285)	1,601	28,764	5GE262	KEDADV	(1,076)	(269)
5TE019	Ewing World Affairs Endowment	120,000	120,000	179,862	-	(6,683)	(1,809)	10,131	181,501	5GA107	KAAADM	(6,810)	(1,703)
5TE020	Roos Art Lecture Endowment	100,762	100,762	129,618	-	(4,816)	(1,303)	7,301	130,799	5GH126	KHBART	(4,908)	(1,227)
5TE021	Putnam Chair for Chemistry Endowmnt	2,048,556	2,048,556	2,930,086	-	(108,876)	(29,466)	165,048	2,956,793	5GS124	KSCCSC	(110,943)	(27,736)
5TE022	Dr Bartlett Swett V & P Art End Scho	477,638	477,638	516,569	-	(19,195)	(5,195)	29,098	521,277	5GE324	KDAFAC	(12,000)	(4,890)
5TG001	Stephanie & Joseph Baute Sch	162,143	162,143	209,682	-	(7,788)	(2,108)	11,811	211,598	5GE250	KGAEND	(7,939)	(1,985)
5TG002	Safety Studies Program-Endow	13,833	13,833	17,710	-	(658)	(178)	998	17,872	5GP120	KGAEND	(671)	(168)
5TG003	Class 90-91 Lessard Mem Sch-c	18,703	18,803	23,858	100	(887)	(240)	1,348	24,180	5GD026	KDAFAC	(907)	(227)
5TG004	Class of 54 Educ Schol Endow	28,209	28,509	36,356	300	(1,347)	(365)	2,046	36,990	5GD011	KDAFAC	(1,384)	(346)
5TG005	Thorne/art Dept Fellow Endow	69,418	69,418	89,009	-	(3,307)	(895)	5,014	89,820	5GH127	KHAADM	(3,370)	(843)
5TG006	Cohen Center for Holocaust Studies	851,200	855,866	1,179,094	4,666	(43,776)	(11,847)	66,521	1,194,658	5GL110	KHSCCH	(44,744)	(11,186)
5TH002	KSC Film Program Endowment-Cur	25,731	25,731	31,638	-	(1,176)	(318)	1,782	31,926	5GH108	KHMFMS	(1,198)	(299)
5TH003	KSC - Arts Endowment	48,779	49,204	93,640	425	(3,477)	(941)	5,307	94,954	5GH117	KHQRED	(3,556)	(889)
5TH004	Thorne Sagendorph Art Gallery	145,351	145,351	212,861	-	(7,909)	(2,141)	11,990	214,801	5GH120	KHRTHR	(8,060)	(2,015)
5TH005	Cohen Chair for Genocide Studies En	2,500,125	2,500,125	3,034,461	-	(112,754)	(30,516)	170,928	3,062,119	5GH132	KHSHGS	(114,895)	(28,724)
5TH006	Susan Herman Award H&G Aware - End	38,346	39,546	50,460	1,200	(1,837)	(497)	2,894	52,219	5GH133	KHSCCH	-	(490)
5TH007	Meiszner Cohen Center Endowment	23,210	23,710	27,500	500	-	(277)	1,585	29,308	5GH134	KHSCCH	-	(275)
5TL001	Holocaust Lecture Series	69,917	70,003	82,536	86	(3,067)	(830)	4,651	83,376	5GL103	KHSCCH	(3,128)	(782)
5TL002	Earle F Jenkins '27 Mem Book	27,244	27,244	52,163	-	(1,938)	(525)	2,938	52,639	5GL106	KLAMAS	(1,975)	(494)
5TP001	Jane & James Batts Prof St End	11,764	11,764	16,540	-	(615)	(166)	932	16,691	5GP110	KPAADM	(626)	(157)
5TP002	Thomas J Crowley Endowed Award	10,807	10,807	17,985	-	(668)	(181)	1,013	18,149	5GP102	KPBES	(681)	(170)
5TP003	Meiszner Early Sprouts Endowment	23,050	23,550	27,305	500	(1,015)	(275)	1,561	28,077	5GP131	KPCHSE	(1,054)	(263)
5TS001	Orang Asli Archive Endowment	43,924	43,924	53,632	-	(1,989)	(538)	3,021	54,125	5GS111	KSAACA	(2,031)	(508)
TOTAL KEENE STATE COLLEGE		21,135,864	22,194,324	26,272,713	1,058,460	(978,543)	(165,858)	1,505,435	27,692,213			(969,995)	(158,033)
GRANITE STATE COLLEGE													
7T0001	CLL Endow Collector	1,163	1,163	2,876	-	(107)	(29)	162	2,902	7G0001	CPREAV	(109)	(27)
7T0003	Osher/OLLI Endowment	1,950,000	1,950,000	1,984,990	-	(96,258)	-	111,662	2,000,395	7G0017	CGOLAD	(96,843)	-
7T0004	OSHER Reentry Scholarship Endowment	1,000,000	1,000,000	1,399,826	-	(67,889)	-	78,744	1,410,681	7G0018	CADMOP	(68,294)	-

UNIVERSITY SYSTEM OF NEW HAMPSHIRE
 DETAIL STATEMENT OF CHANGES IN ENDOWMENT AND SIMILAR FUNDS
 WITH ADDITIONAL INFORMATION ON INTEREST DISTRIBUTION
 FOR THE YEAR ENDED JUNE 30, 2019

FUND	FUND NAME	BOOK VALUE		MARKET VALUE 6/30/2018	NET ADDITIONS PRIMARILY GIFTS	FY19 DISTRIBUTION		MARKET VALUE 6/30/2019	PAYOUT FUND	ORG	FY20 DISTRIBUTION	
		6/30/2018	6/30/2019			PURPOSE	MGMT FEE				PURPOSE	MGMT FEE
7T0005	President's Opportunity Scholarship	68,550	69,550	79,736	1,000	(2,963)	(802)	4,588	7G0021	CADMFA	(3,019)	(755)
7T0006	UNIQUE Endowment Alloc Plan-GSC	3,433,315	3,894,632	3,903,414	461,317	(146,938)	-	233,806	7G0014	CADMOP	(158,239)	-
7T0007	Shaheen N. Michaels Scholarship	41,848	41,848	45,799	-	(1,702)	(461)	2,580	7G0022	CADMFA	(1,734)	(434)
7T0008	McDonnell Family Scholarship	4,950	4,950	5,313	-	(197)	(53)	299	7G0023	CADMFA	(201)	(50)
7T0009	Merrill Student Completion Schol	22,500	24,500	22,809	2,000	(476)	(129)	1,402	7G0024	CADMFA	(961)	(240)
	TOTAL GRANITE STATE COLLEGE	6,522,326	6,986,643	7,444,763	464,317	(316,530)	(1,474)	433,243			(329,400)	(1,506)
	TRUSTEES/CHANCELLOR'S OFFICE											
9TG001	Dr. J. Duane Squires	11,504	11,504	27,692	-	(1,029)	-	1,578	9G0003	YCFT92	(1,060)	-
	TOTAL TRUSTEES/CHANCELLOR'S OFFICE	11,504	11,504	27,692	-	(1,029)	-	1,578			(1,060)	-
	TOTAL TRUE ENDOWMENTS-POOLED- RESTRICTED-CAMPUSES	109,696,504	115,682,950	148,655,185	5,986,449	(5,603,296)	(892,196)	8,552,629			(5,751,136)	(844,174)
	TOTAL TRUE ENDOWMENTS-POOLED-CAMPUSES	113,346,022	119,332,868	156,457,447	5,986,849	(5,893,198)	(970,654)	8,992,146			(6,046,561)	(918,028)
	TOTAL USNH POOLED ENDOWMENT FUNDS	405,031,466	410,657,369	527,063,009	6,096,649	(20,058,087)	(1,445,181)	29,976,162			(20,655,949)	(1,418,976)
	LIFE INCOME AND ANNUITY FUNDS-POOLED-CAMPUSES											
	PLYMOUTH STATE UNIVERSITY											
6M0001	Bertha H. Fauver Charitable Gift Annuity	4,624	4,624	5,688	-	-	(57)	323	6GCEM1	PCADMG	-	(56)
6M0002	Wm. & Christy Belvin Char. Gift Annuity	21,289	21,289	23,296	-	-	(234)	1,323	6GCEM2	PCADMG	-	(229)
	TOTAL PLYMOUTH STATE UNIVERSITY	25,913	25,913	28,984	-	-	(291)	1,646			-	(285)
	KEENE STATE COLLEGE											
5M0005	Kalich Charitable Gift Annuity	49,167	46,579	57,760	(2,588)	(2,246)	(608)	3,143	5GE298	KEDADV	(2,182)	(545)
	TOTAL KEENE STATE COLLEGE	49,167	46,579	57,760	(2,588)	(2,246)	(608)	3,143			(2,182)	(545)
	TOTAL LIFE INCOME AND ANNUITY FUNDS-POOLED-CAMPUSES	75,080	72,492	86,744	(2,588)	(2,246)	(899)	4,789			(2,182)	(830)
	TOTAL USNH ENDOWMENT AND SIMILAR FUNDS-POOLED	405,106,546	410,729,861	527,149,753	6,094,061	(20,060,333)	(1,446,080)	29,980,951			(20,658,131)	(1,419,806)
	FUNDS HELD IN TRUST BY THE STATE OF NH-CAMPUSES											
	UNIVERSITY OF NEW HAMPSHIRE											
1TU006	Benjamin Thompson Trust	978,980	978,980	2,303,569	-	(31,887)	-	115,340	1DG430	UGAADM	-	-
	TOTAL UNIVERSITY OF NEW HAMPSHIRE	978,980	978,980	2,303,569	-	(31,887)	-	115,340			-	-
	TOTAL FUNDS HELD IN TRUST BY THE STATE OF NH-CAMPUSES	978,980	978,980	2,303,569	-	(31,887)	-	115,340			-	-
	FUNDS ADMINISTERED BY OTHERS-CAMPUSES											
	UNIVERSITY OF NEW HAMPSHIRE											
1TG008	John S. & Sara Elliott Fund	3,962,720	3,962,720	13,468,025	-	(593,492)	-	557,134	1DG420	UGPRES	-	-
1TD020	Velma W. Scruton Fund	94,349	94,349	297,321	-	(10,726)	-	8,659	1GD012	UDCHEM	-	-
1TX001	Marine Docent Endowment Fund	136,107	137,847	146,483	1,740	(5,618)	(1,523)	10,401	1GX003	URRMAP	(5,728)	(1,432)
	TOTAL UNIVERSITY OF NEW HAMPSHIRE	4,193,176	4,194,916	13,911,829	1,740	(609,836)	(1,523)	576,194			(5,728)	(1,432)
	TOTAL FUNDS ADMINISTERED BY OTHERS	5,172,156	5,173,896	16,215,398	1,740	(641,723)	(1,523)	691,534			(5,728)	(1,432)
	TOTAL USNH ENDOWMENT AND SIMILAR FUNDS	410,278,702	415,903,757	543,365,151	6,095,801	(20,702,056)	(1,447,603)	30,672,485			\$ (20,663,859)	\$ (1,421,238)

UNIVERSITY OF NEW HAMPSHIRE FOUNDATION, INC.
DETAILED STATEMENT OF CHANGES IN ENDOWMENT AND SIMILAR FUNDS
WITH ADDITIONAL INFORMATION ON DISTRIBUTIONS
FOR THE YEAR ENDED JUNE 30, 2019

FUND	FUND NAME	MARKET VALUE 6/30/2018	NET		FY19 MARKET APPRECIATION	MARKET VALUE 6/30/2019	BOOK VALUE 6/30/2019	PAYOUT		FY20 DISTRIBUTION		
			ADDITIONS GIFTS & TRANSFERS	FY19 DISTRIBUTION PURPOSE				MGMT FEE	FUND	ORG	PURPOSE	MGMT FEE
FUNDS FUNCTIONING AS ENDOWMENT (POOLED-UNRESTRICTED)												
4QG006	UNH Foundation Unrestricted Quasi	\$ 508,823		(20,655)	(4,860)	22,853	506,161	453,945	IDG438	UGPRES	(20,885)	(4,914)
4QG007	John H. Parsons Fund	128,017		(5,197)	(1,223)	5,750	127,347	78,767	IDGQ07	UGPRES	(5,255)	(1,236)
4QG012	Genevieve Clark-Internat'l Studies	634,433		(25,754)	(6,060)	28,494	631,113	585,631	IDU322	UUFAID	(26,041)	(6,127)
4QU002	Unr Bequest-Class of 1944 Scholarsh	43,225		(1,755)	(413)	1,942	42,999	40,000	IDU231	UUFAID	(1,774)	(417)
TOTAL FUNDS FUNCTIONING AS ENDOWMENTS (POOLED-UNRESTRICTED)		1,314,498	-	(53,361)	(12,556)	59,039	1,307,620	1,158,343			(53,955)	(12,695)
FUNDS FUNCTIONING AS ENDOWMENTS (POOLED-RESTRICTED)												
4QA001	UNH Parents Assoc Quasi Endow	90,856		(3,688)	(868)	4,081	90,381	50,005	1GA023	UCCELB	(3,729)	(877)
4QA002	UNH Parents Assn UROP	74,321		(3,017)	(710)	3,338	73,932	41,527	1GA045	UAUROP	(3,051)	(718)
4QA004	Hamel Scholars & Scholarships Prgm	22,878,292	110,000	(882,292)	(207,601)	1,032,039	22,873,076	22,414,292	1GA148	UAPROV	(896,185)	(210,871)
				(46,436)	(10,926)				1GA404	UAPROV	(47,168)	(11,098)
4QC001	The William L. Dunfey Endow	615,890		(25,001)	(5,883)	27,662	612,669	411,232	1GC138	UCHIST	(25,280)	(5,948)
4QC002	John Hatch Fellowship Fund	22,085		(897)	(211)	992	21,970	19,725	1GC146	UCDEAN	(907)	(213)
4QC003	Jeanne Brandon Fund for Music	172,185		(6,990)	(1,645)	7,734	171,285	141,487	1GC174	UCMUSI	(7,067)	(1,663)
4QC004*	Rutman Distinguished Lecture Series	63,651	(63,651)			-	-	-				
4QE002	Paul Fund for Innovation	6,270,095		(500,000)	-	272,843	6,042,938	5,730,247	1GE099	UEDEAN	(500,000)	-
4QF001	Forts Up Syndrome Leadership	-	355,035			14,578	369,613	355,035	1GF125	UFIOD0	(48,000)	(3,538)
4QG001	Centennial Fund	22,730		(923)	(217)	1,021	22,611	5,135	1DGQ01	UGPRES	(933)	(220)
4QG002	J. S. Elliott Alumni Center	177,048		(7,187)	(1,691)	7,952	176,122	108,330	1GG028	UGAADM	(7,267)	(1,710)
4QG003	Helen Thompson Heath Endowment	88,544		(3,594)	(846)	3,976	88,080	55,002	1GG039	UGAADM	(3,634)	(855)
4QG004	Parent Assn Student Enrichment	1,380,249		(56,030)	(13,184)	61,993	1,373,028	1,037,109	1GA279	UAVPAR	(56,653)	(13,330)
4QG005	Honors Program	124,897		(5,070)	(1,193)	5,610	124,244	77,007	1GA028	UAHONP	(5,127)	(1,206)
4QH500	UNHL Operations Quasi Endow Fund	10,220,135		(414,879)	(97,620)	459,033	10,166,669	9,984,795	1GH500	UHF530	(419,493)	(98,706)
4QH511	Rudman Center Quasi Endowment Fund	634,304		(25,749)	(6,059)	28,489	630,985	810,456	1GH511	UHD211	(26,035)	(6,126)
4QS001	Friends of UNH Hockey Endowmnt	258,270		(10,484)	(2,467)	11,600	256,918	224,899	1GS086	USMHCY	(10,601)	(2,494)
4QU001	Muriel Weissman Scholarship Quasi	608,947		(24,720)	(5,816)	27,350	605,761	484,146	1GU324	UUFAID	(24,995)	(5,881)
4QU003	Edward J. Flynn Scholarship Fund	87,410		(3,548)	(835)	3,926	86,952	75,184	1GU355	UUFAID	(3,588)	(844)
4QU004	Henry & Estelle Hunt Scholarship	57,218		(2,323)	(547)	2,569	56,918	53,683	1GU403	UUFAID	(2,349)	(553)
4QZ001	Milton Bloomfield Fund	55,562		(2,256)	(531)	2,496	55,272	50,000	1GZ005	UZCC00	(2,281)	(537)
4QZ002	Rutman Shoals Marine Lab Scholars	204,997		(55,000)	(1,958)	7,000	155,039	375,000	1GZ163	UZMSSH	(55,000)	(1,505)
TOTAL FUNDS FUNCTIONING AS ENDOWMENTS (POOLED-RESTRICTED)		44,107,686	401,384	(2,080,085)	(360,806)	1,986,284	44,054,464	42,504,296			(2,149,341)	(368,895)
TOTAL FUNDS FUNCTIONING AS ENDOWMENTS (POOLED)		45,422,184	401,384	(2,133,446)	(373,361)	2,045,323	45,362,084	43,662,639			(2,203,296)	(381,591)
TRUE ENDOWMENTS (POOLED-UNRESTRICTED)												
4TG008	Charles and Nancy Clough Fund	40,781		(1,655)	(390)	1,832	40,568	28,930	4DG170	FGFUNH	(1,674)	(394)
4TG017	Foundation Endowment Fund	167,868		(6,815)	(1,603)	7,540	166,990	119,653	4DG170	FGFUNH	(6,890)	(1,621)
4TG018	Herman & Lily Kurtz Endowed	175,168		(7,111)	(1,673)	7,868	174,252	104,878	4DG170	FGFUNH	(7,190)	(1,692)
4TG019	Robert Warren Perkins Fund	273,682		(11,110)	(2,614)	12,292	272,250	190,596	1DG438	UGPRES	(11,233)	(2,643)
4TG021	Edward & Diane Federman End Fund	1,203,861		(48,870)	(11,499)	54,071	1,197,563	1,024,290	1DG437	UGPRES	(49,413)	(11,627)
4TG022	Jean A. Woodworth Fund	334,438		(13,576)	(3,194)	15,021	332,688	271,564	1DG438	UGPRES	(13,727)	(3,230)
4TG025	Yakovakis Family Fund	71,449	3,000	(2,900)	(682)	3,332	74,199	62,000	1DG440	UGPRES	(3,062)	(720)

UNIVERSITY OF NEW HAMPSHIRE FOUNDATION, INC.
DETAILED STATEMENT OF CHANGES IN ENDOWMENT AND SIMILAR FUNDS
WITH ADDITIONAL INFORMATION ON DISTRIBUTIONS
FOR THE YEAR ENDED JUNE 30, 2019

FUND	FUND NAME	MARKET VALUE 6/30/2018	NET		FY19 MARKET APPRECIATION	MARKET VALUE 6/30/2019	BOOK VALUE 6/30/2019	PAYOUT		FY20 DISTRIBUTION		
			ADDITIONS GIFTS & TRANSFERS	FY19 DISTRIBUTION PURPOSE				MGMT FEE	FUND	ORG	PURPOSE	MGMT FEE
TOTAL TRUE ENDOWMENTS (POOLED-UNRESTRICTED)		2,267,247	3,000	(92,037)	(21,656)	101,956	2,258,510	1,801,911			(93,190)	(21,927)
TRUE ENDOWMENTS (POOLED-RESTRICTED)												
4TA001	Baker Fund for Graduate Fellowships	112,480	1,000	(4,566)	(1,074)	5,094	112,933	74,104	1GU016	UUFAID	(4,660)	(1,096)
4TA002	Brownell Family Scholarship	265,239		(10,767)	(2,533)	11,913	263,851	218,305	1GU255	UUFAID	(10,887)	(2,562)
4TA003	George Bergeron Scholarship	246,215	250,000	(9,590)	(2,256)	20,009	504,378	454,209	1GU253	UUFAID	(10,128)	(2,383)
4TA004	Class of 1948 50th Endowment	194,776		(7,907)	(1,860)	8,748	193,757	158,909	1GU249	UUFAID	(7,995)	(1,881)
4TA005	Class of 1960 Scholarship Fund	159,626	2,350	(6,480)	(1,525)	7,230	161,202	128,489	1GU261	UUFAID	(6,637)	(1,562)
4TA006	Paul Caswell & Family Fund	310,013		(12,585)	(2,961)	13,924	308,391	213,450	1GU254	UUFAID	(12,725)	(2,994)
4TA007	Class of 1950 Endowed Scholars	521,196	237	(21,028)	(4,948)	23,413	518,870	408,736	1GU244	UUFAID	(21,409)	(5,038)
4TA008	Class of 1957 Cie Endowment	59,152		(2,401)	(565)	2,657	58,843	46,697	1GA046	UACIEP	(2,428)	(571)
4TA009	Burns, Kathy H Scholarship Fnd	785,609		(31,891)	(7,504)	35,286	781,500	716,165	1GU250	UUFAID	(32,246)	(7,587)
4TA010	University Community Scholars	136,493	350	(5,532)	(1,302)	6,139	136,149	108,606	1GU245	UUFAID	(5,608)	(1,320)
4TA011	Class of 49 Reunion Endowment	257,067		(10,435)	(2,455)	11,546	255,722	196,269	1GA049	UAPROV	(10,552)	(2,483)
4TA012	Gerald & Jane Ellsworth Fund	178,158		(7,232)	(1,702)	8,001	177,226	141,125	1GA050	UACIEP	(7,313)	(1,721)
4TA013	Kyle Frey Endowed Scholarship	123,247		(5,003)	(1,177)	5,536	122,603	101,032	1GU273	UUFAID	(5,059)	(1,190)
4TA014	Norman Gagnon Scholarship Fund	63,015		(2,558)	(602)	2,830	62,685	52,446	1GU260	UUFAID	(2,586)	(609)
4TA015	Husch International Scholarshp	143,472	2,500	(5,824)	(1,370)	6,546	145,324	126,687	1GA061	UAUROP	(5,996)	(1,411)
4TA016	Honors Program	606,422		(24,617)	(5,792)	27,238	603,250	377,470	1GA028	UAHONP	(24,891)	(5,857)
4TA017	Chair in Humanities	1,804,579		(73,256)	(17,237)	81,052	1,795,138	1,002,134	1GC221	UCHCTR	(74,070)	(17,429)
4TA018	Austin/Winona Hubbard Scholar	4,190,605		(170,115)	(40,027)	188,219	4,168,682	3,004,509	1GU242	UUFAID	(172,007)	(40,473)
4TA019	Hutchins Family Fund Endowment	45,375		(1,842)	(433)	2,038	45,137	34,108	1GU246	UUFAID	(1,862)	(438)
4TA020	Beverly Hoover Schlrsip Fund	125,404		(5,091)	(1,198)	5,633	124,748	100,000	1GU259	UUFAID	(5,147)	(1,211)
4TA021	Elizabeth Lunt Knowles Fund	220,902		(8,967)	(2,110)	9,922	219,747	170,052	1GA042	UAUROP	(9,067)	(2,133)
4TA022	Marvin A Levins 54 Schlrsip	102,274	500	(4,131)	(972)	4,613	102,283	62,437	1GU248	UUFAID	(4,199)	(988)
4TA023	Ingeborg Lock Endowed Scholars	52,862		(2,146)	(505)	2,374	52,585	42,200	1GU247	UUFAID	(2,170)	(511)
4TA024	Robert & Bertha Laplante Schol	45,055		(1,829)	(430)	2,024	44,820	35,000	1GU258	UUFAID	(1,849)	(435)
4TA025	Edmund G. Miller Endowed Fund	54,628		(2,218)	(522)	2,454	54,342	29,747	1GC145	UCDEAN	(2,242)	(528)
4TA026	Ruth Taber Morrell Scholarship	373,362		(15,156)	(3,566)	16,769	371,409	203,622	1GU217	UUFAID	(15,325)	(3,606)
4TA027	Edmund Miller Scholarship Fund	135,028		(5,481)	(1,290)	6,065	134,322	108,389	1GU272	UUFAID	(5,542)	(1,304)
4TA028	Samuels Fund for Diversity	36,817		(1,495)	(352)	1,654	36,624	25,500	1GW047	UWMULT	(1,511)	(356)
4TA029	Next Horizon Scholarship Fund	154,642	2,000	(6,278)	(1,477)	7,028	155,915	122,794	1GU256	UUFAID	(6,433)	(1,514)
4TA030	Next Horizon Faculty Support	65,316		(2,651)	(624)	2,934	64,975	52,911	1GA051	UAPROV	(2,681)	(631)
4TA031	Next Horizon Learning Tools	55,899		(2,269)	(534)	2,511	55,607	44,316	1GA052	UAPROV	(2,294)	(540)
4TA032	Next Horizon Academic Programs	71,709		(2,911)	(685)	3,221	71,334	55,710	1GA053	UAPROV	(2,943)	(693)
4TA033	Dorothy P Oneil Endowed Fund	46,105		(1,872)	(440)	2,071	45,864	39,048	1GA044	UAUROP	(1,892)	(445)
4TA034	Peterson Carsey Endow Scholar	155,817		(6,325)	(1,488)	6,998	155,002	110,327	1GU240	UUFAID	(6,396)	(1,505)
4TA035	Ralph & Aline Parker Endowment	21,621		(878)	(207)	971	21,508	17,208	1GU252	UUFAID	(887)	(209)
4TA036	Rogers Family Undergr Resrch	299,566		(12,161)	(2,861)	13,455	297,999	222,000	1GA062	UAPROV	(12,296)	(2,893)
4TA037	1929 Lewis Stark Scholarship	26,588		(1,079)	(254)	1,194	26,449	21,025	1GU251	UUFAID	(1,091)	(257)
4TA038	The Temple Beth Israel Scholar	114,779		(3,106)	(731)	5,156	114,179	62,406	1GU216	UUFAID	(3,141)	(739)
				(1,553)	(365)				4GG047	FGFUNH	(1,570)	(370)
4TA039	Tyco Fellowship/Ocean Mapping	1,250,194		(50,751)	(11,942)	56,152	1,243,654	1,000,000	1GA054	UAPROV	(51,315)	(12,074)
4TA040	Tyco Scholars Fund	2,703,538		(109,748)	(25,823)	121,428	2,689,394	2,000,000	1GU262	UUFAID	(110,969)	(26,111)
4TA041	Ruth Woodruff Scholarship Fund	48,874		(1,984)	(467)	2,196	48,619	25,991	1GU241	UUFAID	(2,006)	(472)
4TA042	Donald James Wilcox Fund	48,423		(1,966)	(463)	2,175	48,170	32,377	1GA043	UAUROP	(1,988)	(468)
4TA043	Yale-Maria Endowed Fund	40,600		(1,648)	(388)	1,824	40,388	25,002	1GA041	UACIEP	(1,666)	(392)
4TA044	Endow for Internatl Studies	118,642		(4,816)	(1,133)	5,329	118,022	92,673	1GA067	UAIROP	(4,870)	(1,146)
4TA045	Beaupre Entrepreneurial Schol	191,788		(7,785)	(1,832)	8,614	190,784	148,723	1GA089	UAABSC	(7,872)	(1,852)
4TA046	Michael Berry Scholarship Fund	95,192		(3,864)	(909)	4,276	94,694	70,905	1GU266	UUFAID	(3,907)	(919)

UNIVERSITY OF NEW HAMPSHIRE FOUNDATION, INC.
DETAILED STATEMENT OF CHANGES IN ENDOWMENT AND SIMILAR FUNDS
WITH ADDITIONAL INFORMATION ON DISTRIBUTIONS
FOR THE YEAR ENDED JUNE 30, 2019

FUND	FUND NAME	MARKET VALUE 6/30/2018	NET		FY19 MARKET APPRECIATION	MARKET VALUE 6/30/2019	BOOK VALUE 6/30/2019	PAYOUT		FY20 DISTRIBUTION		
			ADDITIONS GIFTS & TRANSFERS	FY19 DISTRIBUTION PURPOSE				MGMT FEE	FUND	ORG	PURPOSE	MGMT FEE
4TA047	Glenice Dearborn Scholarship F	910,927		(36,978)	(8,701)	40,914	906,161	690,712	IGD234	UDDEAN	(37,390)	(8,798)
4TA048	Gullotti Mba Scholarship Fund	71,087		(2,886)	(679)	3,193	70,715	55,735	IGU268	UUF AID	(2,918)	(687)
4TA049	Karen Harrower Undergrad Rsrch	51,558	2,750	(1,978)	(465)	2,411	54,276	45,428	IGD232	UDESCI	(2,140)	(503)
4TA051	Robert & Linda Spear Schlrsip	109,577		(4,307)	(1,013)	4,930	109,187	92,935	IGU265	UUF AID	(4,505)	(1,060)
4TA052	William Sanderson Jr Scholrshp	33,503		(1,360)	(320)	1,505	33,328	26,645	IGU298	UUF AID	(1,375)	(324)
4TA053	Tracy Family Scholarship Fund	34,866		(1,415)	(333)	1,566	34,684	26,452	IGU269	UUF AID	(1,431)	(337)
4TA054	Joseph Zock Liberal Arts Schol	110,275		(4,477)	(1,053)	4,953	109,698	85,298	IGU267	UUF AID	(4,526)	(1,065)
4TA055	David Long Memorial Scholarship	121,115	5,000	(4,917)	(1,157)	5,361	125,402	103,100	IGA070	UUF AID	(5,174)	(1,218)
4TA056	1952 Internat'l Research Fund	209,497	2,866	(8,504)	(2,001)	9,380	211,237	158,609	IGA069	UAPROV	(8,716)	(2,051)
4TA057	Galanes Endowed Scholarship	97,551		(3,940)	(927)	4,383	97,067	81,250	IGD164	UDCHEM	(4,005)	(942)
4TA060	Nassikas Schol. in Mem. of Christn	136,204	1,000	(5,529)	(1,301)	6,146	136,520	101,000	IGU277	UUF AID	(5,591)	(1,315)
4TA061	Terragni Family Scholarship Fund	61,097	2,500	(2,480)	(584)	2,712	63,245	54,026	IGU299	UUF AID	(2,610)	(614)
4TA062	Carsey Instit/Families&Communities	8,385,156		(340,390)	(80,093)	376,616	8,341,290	6,746,974	IGA198	UACARS	(344,175)	(80,984)
4TA063	Rand Undergraduate Research Fund	56,513		(2,294)	(540)	2,538	56,217	46,138	IGA081	UAUROP	(2,320)	(546)
4TA064	David and Marion Ellis Fund	32,097	100	(1,303)	(307)	1,446	32,034	26,751	IGD242	UDCHEM	(1,322)	(311)
4TA065	Robert G. LeBlanc Memorial Fund	49,619		(2,014)	(474)	2,228	49,359	37,562	IGA079	UACIEP	(2,037)	(479)
4TA066	Leitzel Center for Math, Sci & Eng.	2,655,858	1,750	(107,683)	(25,338)	119,302	2,643,889	2,019,146	IGA080	UALCTR	(109,040)	(25,657)
4TA067	Hanson Endowed Scholarship Fund	2,402,025		(97,509)	(22,943)	107,886	2,389,459	2,000,000	IGU286	UUF AID	(98,593)	(23,199)
4TA069	Heath 'Grumblenot' Scholarship Fund	37,579		(1,526)	(359)	1,688	37,382	26,894	IGU290	UUF AID	(1,542)	(363)
4TA070	Hills Memorial Science Scholarship	544,783		(22,115)	(5,204)	24,469	541,933	382,865	IGA084	UUF AID	(22,361)	(5,262)
4TA071	Jackson Endowed Scholarship Fund	229,708		(9,325)	(2,194)	10,317	228,506	183,242	IGA091	UACIEP	(9,429)	(2,219)
4TA072	Beyersdorf Fund for Internat'l Rsrc	97,157	2,500	(3,944)	(928)	4,338	99,123	88,203	IGA096	UAIROP	(4,090)	(962)
4TA073	'85&'86 Leadership Scholarship End	28,191	49,534	(1,140)	(268)	2,554	78,871	75,007	IGA097	UAPROV	(2,645)	(622)
4TA074	Ann W Hart Schol-Internat'l Study	38,843		(1,577)	(371)	1,745	38,640	34,775	IGA140	UACIEP	(1,594)	(375)
4TA075	Danielle M Thompson Memorial Fund	29,029		(1,178)	(277)	1,304	28,877	27,440	IGA147	UACIEP	(1,192)	(280)
4TA076	Atkinson-Woodbury Family Scholarshi	62,515	1,000	(2,538)	(597)	2,836	63,216	59,200	IGA142	UAPROV	(2,566)	(604)
4TA077	Shulman Prof - European & Holocaust	116,890		(4,745)	(1,117)	5,251	116,279	109,750	IGA143	UAPROV	(4,798)	(1,129)
4TA078	Class of 1959 Fund for Excellence	281,425	11,859	(11,416)	(2,686)	12,504	291,685	265,637	IGA037	UAUROP	(11,998)	(2,823)
4TA079	Holly Peterson Breedon '73 Scholars	32,689		(1,327)	(312)	1,468	32,518	25,000	IGA146	UAHONP	(1,342)	(316)
4TA082	Fund for African Development	32,535	100	(1,321)	(311)	1,465	32,468	25,100	IGA149	UAUROP	(1,340)	(315)
4TA083	Gerald & Dorothy Smith ROTC Schol	59,718	3,010	(2,424)	(570)	2,776	62,510	55,110	IGA150	UAARTC	(2,451)	(577)
4TA084	Patricia M Flowers '45 Scholarship	449,023		(9,114)	(2,144)	20,168	446,674	402,229	IGU344	UUF AID	(9,215)	(2,168)
				(9,114)	(2,144)				IGA158	UAUROP	(9,215)	(2,168)
4TA085	Fish '58 Student Opportunities Scho	60,108		(2,440)	(574)	2,699	59,793	50,000	IGA163	UWADMI	(2,467)	(581)
4TA086	Cole Neurosci -Behavior Fac. Resrch	347,130		(12,876)	(3,030)	15,662	346,887	310,038	IGA162	UAPROV	(14,313)	(3,368)
4TA087	Class of 1962 Student Enrichment	127,255	1,750	(2,576)	(606)	5,768	128,409	108,380	IGU394	UUF AID	(2,637)	(620)
				(2,576)	(606)				IGA174	UAUROP	(2,637)	(620)
4TA088	The Thomas W. Haas Professorship	1,206,879		(47,641)	(11,205)	99,786	1,247,818	1,000,000	IGA172	UADSUS	(49,081)	(11,549)
4TA089	Bill & Becky McGee Scholarship	267,745		(10,869)	(2,557)	12,026	266,344	233,022	IGA169	UAHONP	(10,990)	(2,586)
4TA090	Kevin Knarr '91 Scholarship Fund	51,040		(2,072)	(488)	2,293	50,773	50,000	IGA176	UWADMI	(2,095)	(493)
4TA091	George Walker Jaffurs Scholarship	64,785	10,000	(2,630)	(619)	2,846	74,382	70,125	IGA177	UWADMI	(2,659)	(626)
4TA092	The Laurhammer Family Scholarship	339,434	230,000	(12,977)	(3,054)	14,962	568,365	550,000	IGA186	UWADMI	(13,975)	(3,288)
4TA093	Carsey School for Public Policy	2,081,031	702,832	(84,478)	(19,877)	124,215	2,803,723	2,702,832	IGA181	UACARS	(113,148)	(26,624)
4TA095	Dane Writing Across the Curriculum	67,457	15,000	(2,280)	(536)	5,461	85,102	77,500	IGA400	UAPROV	(2,764)	(650)
4TA096	Brig Gen Bouchard '77 Scholarship	74,315	30,000	(3,017)	(710)	4,288	104,876	100,000	IGA191	UAARMR	(3,858)	(908)
4TA097	The Mel Rines '47 Fellowship Fund	104,496		(4,242)	(998)	4,693	103,949	74,957	IGA256	UACARS	(4,289)	(1,009)
4TA099	Class of 1966 Scholarship Fund	64,997	250	(2,639)	(621)	2,927	64,914	56,467	IGA273	UAHONP	(2,678)	(630)
4TA100	Wiatrowski-Madsen-Internat'l Serv.	31,526		(882)	(208)	1,439	31,876	30,000	IGA270	UAPROV	(1,315)	(309)
4TA101	Class of 1967 Internship Fund	67,250	2,306	(2,663)	(627)	3,079	69,346	64,666	IGA281	UACRPS	(2,781)	(654)
4TA102	Norblom Family Fund	99,186		(4,026)	(947)	4,455	98,667	100,000	IGA282	UACARS	(4,071)	(958)
4TA103	Maj. Murray Smith '55 USAF Schlrsip	9,919	10,112	(403)	(95)	861	20,395	20,112	IGA284	UAAIRR	(842)	(198)

UNIVERSITY OF NEW HAMPSHIRE FOUNDATION, INC.
DETAILED STATEMENT OF CHANGES IN ENDOWMENT AND SIMILAR FUNDS
WITH ADDITIONAL INFORMATION ON DISTRIBUTIONS
FOR THE YEAR ENDED JUNE 30, 2019

FUND	FUND NAME	MARKET VALUE 6/30/2018	NET		FY19		MARKET VALUE 6/30/2019	BOOK VALUE 6/30/2019	PAYOUT		FY20 DISTRIBUTION	
			ADDITIONS GIFTS & TRANSFERS	FY19 DISTRIBUTION PURPOSE	MGMT FEE	MARKET APPRECIATION			FUND	ORG	PURPOSE	MGMT FEE
4TA104	Victor Benassi Fund	19,748				934	20,682	20,000	1GA287	UATEEX	(853)	(201)
4TA105	Balomenos Fund-Undergrad. Research	-	38,500			1,077	39,577	38,500	1GA289	UAUROP	(1,633)	(384)
4TB001	Clark-Donnelley Endowment Fund	49,089		(1,993)	(469)	2,205	48,832	26,802	1GB081	UBTSAS	(2,015)	(474)
4TB002	Callahan Family Scholarship	98,544		(4,000)	(941)	4,426	98,028	66,860	1GB114	UBDEAN	(4,045)	(952)
4TB003	Foster Class '44 Scholarship	37,527	100,050	(1,523)	(358)	5,145	140,840	125,536	1GB116	UBDEAN	(1,540)	(362)
4TB004	Frizzell Scholarship, Tj & Mm	130,113		(5,282)	(1,243)	5,844	129,432	85,995	1GB073	UBDEAN	(5,341)	(1,257)
4TB005	Grange-Webster Scholarship	109,360		(4,439)	(1,045)	4,912	108,788	83,332	1GB120	UBDEAN	(4,489)	(1,056)
4TB006	J. Raymond Hepler Endowed Fund	229,413	2,500	(9,313)	(2,191)	10,407	230,816	180,126	1GB113	UBDEAN	(9,524)	(2,241)
4TB007	Sustainable Living Fund	14,349,580		(582,511)	(137,063)	1,208,759	14,838,764	10,199,900	1GASUS	UADSUS	(582,720)	(137,118)
4TB008	Hubbard Bros Chair in Biology	5,870,307		(238,301)	(56,072)	263,663	5,839,597	3,917,087	1GB069	UBDEAN	(240,951)	(56,696)
4TB009	Oliver Hubbard Biology Endow	3,094,995		(125,639)	(29,563)	139,010	3,078,803	2,480,630	1GB122	UBDEAN	(127,036)	(29,892)
4TB010	Edward F. Landry Memorial	16,935		(687)	(162)	761	16,847	10,001	1GB112	UBMCBS	(695)	(164)
4TB011	Herbert C. "dinty" Moore Fund	30,654		(1,244)	(293)	1,377	30,494	16,494	1GB048	UBDEAN	(1,258)	(296)
4TB012	Avery & Erma Rich Memorial Scholshp	51,889	1,000	(2,066)	(486)	2,327	52,664	41,372	1GB118	UBBIOL	(2,132)	(502)
4TB013	Lou & Lutz Smith Endowed Fund	569,658		(23,125)	(5,441)	25,586	566,678	402,044	1GB119	UBBIOL	(23,382)	(5,502)
4TB014	Herbert Soule Scholarship Fund	25,642		(1,041)	(245)	1,151	25,507	21,000	1GB123	UBMCBS	(1,052)	(248)
4TB015	Jack and Pat Weeks Fund	344,897		(14,001)	(3,294)	15,491	343,093	218,782	1GB070	UBDEAN	(14,157)	(3,331)
4TB017	Zsigray Academic Enrichment	155,406		(6,309)	(1,484)	6,980	154,593	121,136	1GB158	UBMCBS	(6,379)	(1,501)
4TB018	Keener Family Scholarship	35,454		(1,439)	(339)	1,593	35,269	26,500	1GB096	UBDEAN	(1,455)	(342)
4TB019	Fair Winds Farm Equine Schol	51,208		(2,079)	(489)	2,300	50,940	38,000	1GB149	UBDEAN	(2,102)	(495)
4TB020	Paine Fund for Freshwater Research	133,056		(5,401)	(1,271)	5,976	132,360	99,143	1GB151	UBDEAN	(5,461)	(1,285)
4TB021	College Woods Scholarship Fund	54,791		(2,224)	(523)	2,461	54,504	43,200	1GB157	UBDEAN	(2,249)	(529)
4TB022	Marietta & Jane Carr Endowed Fund	155,391		(6,308)	(1,484)	6,979	154,578	116,364	1GB164	UBDEAN	(6,378)	(1,501)
4TB023	Edith & Allen Neff Forestry Schlrsh	36,255		(1,472)	(346)	1,628	36,065	30,581	1GB187	UBDEAN	(1,488)	(350)
4TB024	Dickie Family Endowed Scholarship	759,850	25,000	(30,846)	(7,258)	35,956	782,703	673,000	1GB121	UBDEAN	(31,189)	(7,339)
4TB025	Thompson Forestry Scholarship	33,883	1,000	(1,375)	(324)	1,595	34,779	30,246	1GB209	UBNREN	(1,391)	(327)
4TB026	Carberry '82 fund for Biological Sc	82,731		(3,358)	(790)	3,716	82,299	70,385	1GB201	UBDEAN	(3,396)	(799)
4TB027	George Frick Fellow for Resource Ec	63,409	100	(2,562)	(603)	2,853	63,197	58,040	1GB192	UBNREN	(2,608)	(614)
4TB028	Charles E. Warren Memorial Fund	32,421		(1,316)	(310)	1,457	32,252	26,994	1GB195	UBDEAN	(1,331)	(313)
4TB029	Perkins '26 Memorial Livestock Educ	37,196		(1,510)	(355)	1,670	37,001	25,778	1GB215	UBANFS	(1,527)	(359)
4TB030	Huntington Family Scholarship Fund	287,317	15,083	(11,265)	(2,651)	13,415	301,899	267,143	1GB208	UBDEAN	(11,990)	(2,821)
4TB031	Lawrence K Smith Natural Res Schol	30,368		(1,233)	(290)	1,364	30,209	22,200	1GB212	UBNREN	(1,246)	(293)
4TB032	Gladys Brooks Scholarship Fund	275,993		(11,204)	(2,636)	12,396	274,549	250,000	1GB224	UBTSAS	(11,328)	(2,666)
4TB033	Shirley & Bob Lake Endowed Schol.	61,188		(2,484)	(584)	2,748	60,868	50,000	1GB226	UBTSAS	(2,511)	(591)
4TB034	Charles F. Marble Scholarship Fund	1,278,198		(51,888)	(12,209)	57,410	1,271,511	1,105,929	1GB231	UBDEAN	(52,465)	(12,345)
4TB035	The Bean Endowed Fund	53,535		(1,768)	(416)	2,428	53,779	50,000	1GU416	UUF AID	(2,219)	(522)
4TB036	Anna Catherine Clark Schol - TSAS	25,980		(1,055)	(248)	1,167	25,845	25,000	1GB237	UBTSAS	(1,066)	(251)
4TB037	Fred Schmidt '52 Scholarship Fund	97,415		(3,954)	(930)	4,375	96,905	90,000	1GB238	UBDEAN	(3,998)	(941)
4TB039	Nobel K. Peterson Scholarship Fund	38	263,673	(2)	(0)	8,116	271,826	263,708			(2)	(0)
4TB040	St. Martin '82 Career Exploration	549,280		(22,298)	(5,247)	24,671	546,407	514,264	1GB241	UBDEAN	(22,546)	(5,305)
4TB041	NE Farm & Garden Scholarship	117,123		(4,755)	(1,119)	5,261	116,510	100,000	1GB047	UBDEAN	(4,807)	(1,131)
4TB042	John E Bachellder Family Scholarship	662,580	(314,677)	(26,897)	(6,329)	16,814	331,491	286,431	1GB089	UBTSAS	(13,678)	(3,218)
4TB043	Stewart Family Scholarship - COLSA	29,832	1,000	(1,211)	(285)	1,381	30,717	30,211	1GU441	UUF AID	(1,267)	(298)
4TB045	Lewis Schol- Sustainability Studies		45,000			1,883	46,883	45,000	1GB243	UBDEAN	(1,890)	(445)
4TB047	Merrill 74 UNH Woodlands Stewardshp		51,123			1,448	52,571	51,123				
4TC001	Edmund Miller Art Collection	366,884		(14,893)	(3,504)	16,478	364,964	286,603	1GC169	UCARGL	(15,059)	(3,543)
4TC002	COLSA New Idea Endowment	6,425		(261)	(61)	288	6,391	2,584	1GB058	UBDEAN	(264)	(62)
4TC003	Jessie Potter Beck Fund	83,115		(3,374)	(794)	3,733	82,680	70,832	1GC141	UCMUSI	(3,412)	(803)
4TC005	Class of 58 Endowed Music Fnd	93,807	101	(3,754)	(883)	4,219	93,490	80,163	1GC153	UCMUSI	(3,853)	(907)
4TC006	John C Rouman Classical Lectur	231,348	1,500	(9,391)	(2,210)	10,453	231,700	188,525	1GC151	UCDEAN	(9,560)	(2,250)
4TC007	Miriam Carlson Memorial Fund	12,353		(501)	(118)	555	12,289	10,000	1GC163	UCSOSC	(507)	(119)

UNIVERSITY OF NEW HAMPSHIRE FOUNDATION, INC.
DETAILED STATEMENT OF CHANGES IN ENDOWMENT AND SIMILAR FUNDS
WITH ADDITIONAL INFORMATION ON DISTRIBUTIONS
FOR THE YEAR ENDED JUNE 30, 2019

FUND	FUND NAME	MARKET VALUE 6/30/2018	NET		FY19		MARKET VALUE 6/30/2019	BOOK VALUE 6/30/2019	PAYOUT		FY20 DISTRIBUTION	
			ADDITIONS GIFTS & TRANSFERS	FY19 DISTRIBUTION PURPOSE	MGMT FEE	MARKET APPRECIATION			FUND	ORG	PURPOSE	MGMT FEE
4TC008	Dey Family Fund	176,043	150	(6,927)	(1,630)	7,924	175,560	132,147	1GA048	UAWCTR	(7,238)	(1,703)
4TC009	Zelma Dorson Endow Fund	733,561		(29,778)	(7,007)	32,947	729,723	432,739	1GC139	UCHCTR	(30,110)	(7,085)
4TC010	Tommy Gallant Scholarship Fund	130,102	1,000	(5,281)	(1,243)	5,884	130,462	104,296	1GC155	UCMUSI	(5,383)	(1,267)
4TC011	Ole E. Haaland Endowment Fund	19,655		(798)	(188)	882	19,552	11,106	1GC052	UCEDUC	(807)	(190)
4TC012	John T Holden Memorial Fund	106,117		(4,308)	(1,014)	4,766	105,561	90,672	1GC164	UCDEAN	(4,356)	(1,025)
4TC013	Coe-Hall Deans Scholarship	64,872		(2,633)	(620)	2,913	64,532	52,161	1GC160	UCDEAN	(2,663)	(627)
4TC014	Roland and Charlotte Kimball	57,665		(2,341)	(551)	2,590	57,363	41,111	1GC143	UCEDUC	(2,367)	(557)
4TC015	Leland Fund for Performing Art	76,151		(3,091)	(727)	3,420	75,752	58,945	1GC162	UCCELB	(3,126)	(735)
4TC016	Lubow Memorial Scholarship	13,842		(562)	(132)	622	13,770	11,271	1GC161	UCPHIL	(568)	(134)
4TC017	Edmund G. Miller Fund Dept Eng	242,469		(9,843)	(2,316)	10,890	241,201	172,485	1GC144	UCENGL	(9,952)	(2,342)
4TC018	Arthur J Mirable Scholarship	34,374		(1,395)	(328)	1,544	34,194	26,646	1GC152	UCMUSI	(1,411)	(332)
4TC019	Peterson Carsey Theater Endow	200,542		(8,141)	(1,916)	9,007	199,493	140,663	1GC142	UCTHDA	(8,231)	(1,937)
4TC020	Timothy Rogers Scholarship	102,066		(3,937)	(926)	4,596	101,798	90,550	1GC159	UCSPAN	(4,200)	(988)
4TC021	John Rouman Scholarship Fund	36,524	1,500	(1,483)	(349)	1,703	37,895	31,665	1GC156	UCCLAS	(1,564)	(368)
4TC022	Raitt-Wilson Music Scholarship	97,960	100	(3,977)	(936)	4,404	97,552	76,300	1GC154	UCMUSI	(4,025)	(947)
4TC023	Terry-Seiler-Verrette Fund	1,412,696	1,244	(57,306)	(13,484)	63,481	1,406,631	1,045,789	1GC158	UCMUSI	(58,010)	(13,650)
4TC024	Mary H Blum End Lecture Series	57,209		(2,322)	(546)	2,570	56,910	43,691	1GC171	UCPSYC	(2,348)	(553)
4TC025	Cleveland Howard Choral Music	25,653	1,650	(1,041)	(245)	1,166	27,183	23,020	1GC172	UCMUSI	(1,053)	(248)
4TC026	Killam Humanities Scholarship	66,817	1,500	(2,712)	(638)	2,978	67,944	56,103	1GC170	UCDINT	(2,803)	(660)
4TC027	Rines Art Exhibition Fund	65,126		(2,644)	(622)	2,925	64,785	50,000	1GC166	UCARGL	(2,673)	(629)
4TC028	Endowed Fund for Holocaust Educatio	221,760	11,333	(8,723)	(2,052)	10,163	232,481	192,775	1GC173	UCDEAN	(9,291)	(2,186)
4TC029	Endowed Fund for Holocaust	35,210	750	(1,429)	(336)	1,604	35,799	26,092	1GC177	UCDEAN	(1,445)	(340)
4TC030	Center for New England Culture Endo	49,445		(2,007)	(472)	2,221	49,186	37,655	1GC186	UCDEAN	(2,030)	(478)
4TC031	Michael Kelly Journalism Scholarshi	45,940	500	(1,843)	(434)	2,079	46,243	37,606	1GC178	UCENGL	(1,887)	(444)
4TC032	Gilbert B Davenport Theatre Schol	34,032		(1,372)	(323)	1,529	33,867	27,268	1GC191	UCTHDA	(1,397)	(329)
4TC033	Donald Murray Visiting Journalist P	86,988	100	(3,531)	(831)	3,907	86,632	68,672	1GC185	UCDEAN	(3,570)	(840)
4TC034	Sargent Endowed History Scholarship	93,257		(3,786)	(891)	4,188	92,769	75,899	1GC192	UCHIST	(3,828)	(901)
4TC035	Michael DePorte Eng Dept Book Fund	30,720		(1,247)	(293)	1,380	30,559	25,240	1GC180	UCENGL	(1,261)	(297)
4TC036	Michael DePorte Memorial Schol	31,356		(1,273)	(300)	1,408	31,192	23,153	1GC181	UCENGL	(1,287)	(303)
4TC037	Dawkins Prize in Creative Writing	41,404		(1,681)	(395)	1,860	41,188	33,522	1GC190	UCENGL	(1,699)	(400)
4TC038	Hoffenberg End. Fund - Liberal Arts	99,043		(3,677)	(865)	4,469	98,969	88,614	1GC198	UCDEAN	(4,084)	(961)
4TC039	Rebecca Jane Lang '04 Memorial Fund	41,835	350	(1,692)	(398)	1,881	41,976	37,310	1GC203	UCDEAN	(1,725)	(406)
4TC040	John C. Edwards Theatre Scholarship	71,685	900	(2,830)	(666)	3,220	72,309	65,019	1GC195	UCTHDA	(2,984)	(702)
4TC041	Patricia F. Woodbury Memorial Fund	30,568		(1,241)	(292)	1,373	30,408	25,974	1GC193	UCCLAS	(1,255)	(295)
4TC042	William & Laura Hooper Endowed Fund	76,711		(3,114)	(733)	3,445	76,309	66,387	1GC199	UCEDUC	(3,149)	(741)
4TC043	Steelman History Fellowship Fund	127,708	8,512	(5,184)	(1,220)	6,358	136,174	120,912	1GC202	UCHIST	(5,242)	(1,233)
4TC045	Natalie S Jacobson Journalism Schol	33,141	2,000	(1,345)	(317)	1,570	35,050	32,538	1GC211	UCENGL	(1,446)	(340)
4TC046	Dr Samuel Hughes '68 Scholarship	430,060		(17,458)	(4,108)	19,316	427,811	399,618	1GC212	UCDEAN	(17,652)	(4,154)
4TC047	Carney Resrch-Literacy & Childr Lit	87,654	1,000	(3,558)	(837)	3,978	88,236	82,000	1GC213	UCEDUC	(3,641)	(857)
4TC049	Frederick Hyde Hibberd '88 Scholrsh	136,981		(5,561)	(1,308)	6,152	136,264	100,230	1GC219	UCENGL	(5,622)	(1,323)
4TC050	Capt Benjamin Keating Memorial Fnd	40,967	1,350	(1,663)	(391)	1,894	42,157	33,215	1GC217	UCLLAC	(1,739)	(409)
4TC051	Music Initiatives Fund	34,520		(1,401)	(330)	1,551	34,340	25,165	1GC249	UCMUSI	(1,417)	(333)
4TC052	Daniel Heartz '50 Endowed Fund	76,557		(3,108)	(731)	3,439	76,157	65,000	1GC227	UCMUSI	(3,142)	(739)
4TC053	Mary Petrella '57 Schol-English Lit	61,942		(2,514)	(592)	2,782	61,618	50,000	1GC222	UCDEAN	(2,542)	(598)
4TC054	Ursula Daley '93 Women's Studies Sc	47,620		(1,610)	(379)	2,158	47,789	41,360	1GC224	UCWS00	(1,972)	(464)
4TC055	Don Murray Memorial Scholarship	44,814	230	(1,819)	(428)	2,017	44,814	38,422	1GC225	UCDEAN	(1,843)	(434)
4TC056	Richard & Miriam Cook Family Schol.	59,869	100	(2,430)	(572)	2,694	59,660	52,350	1GC257	UCDEAN	(2,462)	(579)
4TC059	Balderacchi Study of Art in Italy	112,706		(4,575)	(1,077)	5,062	112,116	100,000	1GC235	UCDEAN	(4,626)	(1,089)
4TC061	Peters Professorship in Education	814,621		(33,069)	(7,781)	36,588	810,359	750,000	1GC244	UCDEAN	(33,437)	(7,868)
4TC062	McLean Fund - Journalism Excellence	222,909		(9,049)	(2,129)	10,012	221,743	200,000	1GC241	UCDEAN	(9,149)	(2,153)
4TC064	RGSCP Fund	5,496,992		(223,147)	(52,506)	126,334	5,347,673	5,000,000	1GC243	UCCLHU	(225,628)	(53,090)

UNIVERSITY OF NEW HAMPSHIRE FOUNDATION, INC.
DETAILED STATEMENT OF CHANGES IN ENDOWMENT AND SIMILAR FUNDS
WITH ADDITIONAL INFORMATION ON DISTRIBUTIONS
FOR THE YEAR ENDED JUNE 30, 2019

FUND	FUND NAME	MARKET VALUE 6/30/2018	NET		FY19 MARKET APPRECIATION	MARKET VALUE 6/30/2019	BOOK VALUE 6/30/2019	PAYOUT		FY20 DISTRIBUTION		
			ADDITIONS GIFTS & TRANSFERS	FY19 DISTRIBUTION PURPOSE				MGMT FEE	FUND	ORG	PURPOSE	MGMT FEE
4TC069	Daniel Valenza Art Scholarship Fund	53,008		(2,152)	(506)	2,381	52,731	50,000	1GC251	UCARTS	(2,176)	(512)
4TC070	Koch Family Schol. - Humanities	128,968		(5,235)	(1,232)	5,792	128,293	121,311	1GC252	UCHUMA	(5,294)	(1,246)
4TC072	Davis '64 Fund for Science History	55,359		(2,247)	(529)	2,486	55,069	50,000	1GC264	UCDEAN	(2,272)	(535)
4TC073	Patricia G. Power MFA in Writing	152,725		(6,200)	(1,459)	6,859	151,926	152,000	1GC259	UCDEAN	(6,269)	(1,475)
4TC074	Nguyen '63 History Fellowship Fund	42,909	10,000	(1,742)	(410)	2,338	53,096	50,000	1GC262	UCDEAN	(2,191)	(515)
4TC075	Barbara Anne White Scholarship	42,402	17,000	(1,325)	(312)	1,946	59,711	56,630	1GC263	UCDEAN	(2,250)	(530)
4TC079	Chesley Family Fund	115,992		(4,709)	(1,108)	5,209	115,385	100,000	1GC272	UCHIST	(4,761)	(1,120)
4TC081	Arlene Kies Enrichment for Piano	90,279	1,350	(3,656)	(860)	4,111	91,224	85,127	1GC271	UCMUSI	(3,764)	(886)
4TC082	Jack and Louise Harris Fund	20,537	30,250	(834)	(196)	1,911	51,668	49,881	1GC273	UCHIST	(1,283)	(302)
4TC083	B. Thomas Trout Scholars	52,030	100	(2,112)	(497)	2,335	51,856	50,113	1GC250	UCDEAN	(2,140)	(503)
4TC085	Newkirk Family Fund	17,639	21,000			1,571	40,210	39,000	1GC277	UCENGL	(762)	(179)
4TC086	McCabe Family Scholarship	49,736	50,000			4,408	104,144	100,000	1GC282	UCDEAN	(4,297)	(1,011)
4TC087	Duane & Joan Whittier Music Fund	-	3,875,753			138,790	4,014,543	3,875,753	1GC283	UCDEAN	(16,560)	(3,897)
4TC089*	Rutman Distinguished Lecture Series	399,227	63,651	(25,000)	(608)	20,677	457,947	503,697	1GC246	UCDEAN	(18,896)	(4,446)
4TC091	Perkins Family Memorial Scholarship	-	200,000			8,228	208,228	200,000	1GC284	UCDEAN	(8,592)	(2,022)
4TC092	Tappe Fund - Experiential Education	-	15,000			425	15,425	15,000				
4TD002	Clarence & Helen Grant Schol	159,170	100	(6,459)	(1,520)	7,156	158,447	135,070	1GD134	UDCHEM	(6,533)	(1,537)
4TD003	Robert E. Houston Jr. Fund	43,715		(887)	(209)	1,963	43,486	24,901	1GD113	UDPHYS	(897)	(211)
				(887)	(209)				1GD114	UDMATH	(897)	(211)
4TD004	George Taft Memorial Fund	33,005		(1,340)	(315)	1,482	32,832	26,665	1GD131	UDEE00	(1,355)	(319)
4TD005	Alexander & Allison Amell Mem	72,034		(2,924)	(688)	3,235	71,657	59,113	1GD117	UDCHEM	(2,957)	(696)
4TD006	Michael + Bea Dalton Scholar	150,422		(6,106)	(1,437)	6,756	149,635	119,138	1GD128	UDDEAN	(6,174)	(1,453)
4TD007	Dr A.f. Daggett Endowed Fund	113,367	200	(4,582)	(1,078)	5,101	113,008	91,353	1GD126	UDCHEM	(4,663)	(1,097)
4TD008	George F. & Lina C. Fisher	1,108,494		(44,999)	(10,588)	49,788	1,102,695	946,855	1GD116	UDEE00	(45,499)	(10,706)
4TD009	Getchell, Edward + Alice Schol	20,232		(821)	(193)	908	20,126	14,277	1GD120	UDDEAN	(830)	(195)
4TD010	Fred Gertrude Howell Student	173,929		(7,061)	(1,661)	7,812	173,019	133,572	1GD122	UDDEAN	(7,139)	(1,680)
4TD011	Dr. Gloria & Dr. Robert Lyle	359,574		(14,586)	(3,432)	16,150	357,706	272,392	1GD112	UDCHEM	(14,760)	(3,473)
4TD012	James Leitzel Scholarship Fund	35,369		(1,436)	(338)	1,589	35,184	28,173	1GD123	UDMATH	(1,452)	(342)
4TD013	Ming/Chen Student Support	58,577	1,000	(2,378)	(560)	2,659	59,299	49,636	1GD127	UDPHYS	(2,447)	(576)
4TD014	National Prime Users End Schol	37,079		(1,505)	(354)	1,665	36,885	26,500	1GD121	UDDEAN	(1,522)	(358)
4TD015	John Smith 50 Scholarship Fund	552,368	52,225	(22,423)	(5,276)	28,543	605,437	529,512	1GD125	UDDEAN	(22,723)	(5,347)
4TD016	Woodward Endowment (CEPS)	341,300		(13,855)	(3,260)	15,330	339,515	237,695	1GD119	UDDEAN	(14,009)	(3,296)
4TD017	Zocchi, John Endowment	234,140		(9,505)	(2,236)	10,516	232,915	165,461	1GD124	UDDEAN	(9,610)	(2,261)
4TD018	Richard St Onge Mem Schol Fund	135,038		(5,482)	(1,290)	6,065	134,332	103,354	1GD132	UDPHYS	(5,543)	(1,304)
4TD019	Levine/Benson Technology Schol	168,853		(6,854)	(1,613)	7,584	167,969	126,412	1GU276	UUF AID	(6,931)	(1,631)
4TD020	Morrison Chemistry Dissertation End	48,665		(1,976)	(465)	2,186	48,410	36,050	1GD137	UDCHEM	(1,997)	(470)
4TD021	Endowed Fund for Mech Engineering	85,219		(3,459)	(814)	3,828	84,774	70,294	1GD141	UDME00	(3,498)	(823)
4TD022	Craig West Undergraduate Prof. Dev.	47,966		(1,947)	(458)	2,155	47,715	39,000	1GD145	UDCHEM	(1,969)	(463)
4TD023	Ogden & Katherine Martyn Endwomnt	44,608		(1,811)	(426)	2,004	44,375	38,195	1GD160	UDCE00	(1,831)	(431)
4TD024	Weston - SAME Endowed Scholarship	30,321		(1,231)	(290)	1,362	30,162	25,000	1GD147	UDDEAN	(1,245)	(293)
4TD025	Norman Grover '35 End. Scholarship	87,685		(3,478)	(818)	3,943	87,331	74,000	1GD148	UDDEAN	(3,603)	(848)
4TD026	Whelen Engineering Co. Scholarship	2,870,713		(116,535)	(27,420)	128,937	2,855,695	2,550,000	1GD152	UDDEAN	(117,831)	(27,725)
4TD027	Theodore E Meinelt Sr Scholarship	105,122	500	(4,028)	(948)	4,754	105,400	95,843	1GD158	UDEE00	(4,328)	(1,018)
4TD028	Phillips Family Fund for Engineerin	141,013	2,500	(5,625)	(1,324)	6,323	142,887	125,200	1GD157	UDDEAN	(5,793)	(1,363)
4TD029	Philip L Hall Endowed Fund	37,360		(1,517)	(357)	1,678	37,165	35,000	1GD165	UDME00	(1,533)	(361)
4TD030	Chemistry Undergrad Research Fellow	84,819	50	(3,443)	(810)	3,811	84,427	75,620	1GD168	UDCHEM	(3,481)	(819)
4TD031	LaMattina Family Graduate Lecturesh	70,910	5,000	(2,879)	(677)	3,120	75,474	65,000	1GD171	UDCHEM	(3,114)	(733)
4TD032	Hamel Construction Group Scholarshi	386,425		(15,687)	(3,691)	17,357	384,404	338,035	1GD173	UDCE00	(15,861)	(3,732)
4TD034	Michael S. Blanchette	16,896		(686)	(161)	759	16,808	12,409	1GD221	UDCE00	(694)	(163)
4TD035	Karen Von Damm Memorial Scholarship	132,709		(5,387)	(1,268)	5,960	132,014	102,900	1GD180	UDESCI	(5,447)	(1,282)
4TD036	CEPS Student Project Fund	93,016		(3,776)	(888)	4,178	92,529	70,818	1GD182	UDDEAN	(3,818)	(898)

UNIVERSITY OF NEW HAMPSHIRE FOUNDATION, INC.
DETAILED STATEMENT OF CHANGES IN ENDOWMENT AND SIMILAR FUNDS
WITH ADDITIONAL INFORMATION ON DISTRIBUTIONS
FOR THE YEAR ENDED JUNE 30, 2019

FUND	FUND NAME	MARKET VALUE 6/30/2018	NET		FY19 MARKET APPRECIATION	MARKET VALUE 6/30/2019	BOOK VALUE 6/30/2019	PAYOUT		FY20 DISTRIBUTION		
			ADDITIONS GIFTS & TRANSFERS	FY19 DISTRIBUTION PURPOSE				MGMT FEE	FUND	ORG	PURPOSE	MGMT FEE
4TD037	M Evans Munroe Lecture Endow/Math	34,320		(1,393)	(328)	1,542	34,141	25,100	IGD183	UDMATH	(1,409)	(331)
4TD038	Dorothy Kittredge Memorial Fund	26,684		(1,083)	(255)	1,198	26,544	18,501	IGD186	UDDEAN	(1,095)	(258)
4TD039	James D Morrison Early Career Award	744,745		(30,232)	(7,114)	33,450	740,849	542,592	IGD187	UDCHEM	(30,569)	(7,193)
4TD040	Mary Papastavros '60 Chem Fund	32,689		(1,327)	(312)	1,468	32,518	25,150	IGD190	UDCHEM	(1,342)	(316)
4TD041	Cole '76 & Bemis '79 '89 Scholarshp	221,803		(9,004)	(2,119)	9,962	220,642	200,916	IGD192	UDDEAN	(9,104)	(2,142)
4TD042	Gregory Jansen '81 Field Studies Fn	47,514		(1,929)	(454)	2,134	47,265	40,000	IGD188	UDESCI	(1,950)	(459)
4TD043	K. Von Damm Student Research Oppor.	125,822		(5,108)	(1,202)	5,651	125,163	100,150	IGD195	UDESCI	(5,164)	(1,215)
4TD044	Charles M:son Gewertz Scholarship	61,043		(2,478)	(583)	2,742	60,724	50,000	IGD191	UDEE00	(2,506)	(590)
4TD045	Karen Von Damm Faculty Excellence	115,150		(4,674)	(1,100)	5,172	114,548	101,343	IGD203	UDDEAN	(4,726)	(1,112)
4TD046	Dr. George Wildman '57 Scholarship	177,691	17,695	(7,112)	(1,674)	8,715	195,316	174,420	IGD197	UDDEAN	(8,059)	(1,896)
4TD047	Peter & Paula Vosotas Family Schol	205,753		(7,542)	(1,775)	9,288	205,725	192,000	IGD198	UDDEAN	(8,489)	(1,997)
4TD048	Prof. James M.E. Harper Fellowship	247,801		(10,059)	(2,367)	11,129	246,504	208,773	IGD200	UDPHYS	(10,171)	(2,393)
4TD049	Joe & Nancy Paterno Endowed Schol.	180,362	2,500	(7,322)	(1,723)	8,190	182,008	156,500	IGD207	UDDEAN	(7,403)	(1,742)
4TD050	J Smith '50 CEPS Student Project Fu	262,944	23,940	(10,674)	(2,512)	13,560	287,259	255,364	IGD212	UDDEAN	(10,793)	(2,540)
4TD051	Lambert Chemistry Fellowship Fund	107,169		(4,350)	(1,024)	4,814	106,609	101,064	IGD226	UDCHEM	(4,399)	(1,035)
4TD052	Dinesh Thakur Schol-Bioengineering	103,922		(4,219)	(993)	4,667	103,378	100,000	IGD213	UDDEAN	(4,266)	(1,004)
4TD053	Christopher Kelley Memorial Schol.	55,749		(2,263)	(533)	2,504	55,458	50,000	IGD214	UDCE00	(2,288)	(538)
4TD054	Diamond Casting & Machine Scholsh	339,595		(13,786)	(3,244)	15,252	337,818	325,000	IGD219	UDME00	(13,939)	(3,280)
4TD055	Anderson '56 Chemical Eng. Schol.	53,020		(2,152)	(506)	2,382	52,743	50,000	IGD224	UDDEAN	(2,176)	(512)
4TD057	Pushpa Desai Patel Memorial Fund	58,540		(2,376)	(559)	2,629	58,234	54,820	IGD223	UDPHYS	(2,403)	(565)
4TD058	Lambert-Edwards Chemistry Fellowshp	122,875		(4,988)	(1,174)	5,519	122,233	120,100	IGD225	UDCHEM	(5,044)	(1,187)
4TD059	Geokon Civil Engineering Scholarshp	53,401		(2,168)	(510)	2,398	53,122	50,000	IGD222	UDDEAN	(2,192)	(516)
4TD060	Dane '77 Scholarship Fund	-	10,000			(64)	9,936	10,000				
4TD061	Skliutas Family Endowment	63,970	10,000	(2,597)	(611)	2,769	73,531	68,111	IGD230	UDCHEM	(3,034)	(714)
4TD062	Prof. N. Chasteen Graduate Fellows	131,828	3,450	(4,902)	(1,153)	6,077	135,300	127,955	IGD231	UDCHEM	(5,572)	(1,311)
4TD063	Gary R. Weisman Scholarship	53,142	2,550	(2,151)	(506)	2,477	55,512	50,493	IGD238	UDDEAN	(2,284)	(538)
4TD064	Hubbell Engineering Scholarship	80,804	50,000	(1,248)	(294)	3,428	132,690	130,000	IGU436	UUFAID	(3,425)	(806)
4TD066**	Twaddle Meritorious Scholarship	54,832	62,554	(1,007)	(237)	5,343	118,349	112,025	IGD239	UDDEAN	(4,883)	(1,149)
				(2,539)	(598)				IGU431	UUFAID		
4TD067	Kingsbury Sisters Scholarship	29,768	10,000			1,343	41,111	40,000	IGD247	UDME00	(1,286)	(303)
4TD068	Rudy Seitz Scholarship	58,381		(2,399)	(564)	2,621	58,039	59,574	IGD240	UDDEAN	(2,395)	(563)
4TD069	Bothner Earth Sciences Field Trips	53,888	10,000			2,908	66,796	64,161	IGD189	UDESCI	(2,543)	(598)
4TD070	Lange & Rainville Math Scholarship	-	17,000			699	17,699	17,000	IGD248	UDDEAN	(730)	(172)
4TE001	Hamel Center for Undergraduate Rese	9,280,894	15,063	(376,810)	(88,662)	417,463	9,247,947	7,150,204	1GA093	UAPROV	(381,583)	(89,786)
4TE002	Reginald Atkins Chair	2,996,404		(121,637)	(28,621)	134,582	2,980,728	1,573,373	1GE037	UEWBSC	(122,990)	(28,939)
4TE003	Mckerley Chair Health Economic	1,967,806		(79,882)	(18,796)	88,383	1,957,512	1,503,979	1GA057	UAPROV	(80,770)	(19,005)
4TE004	S. Melvin Rines Fund	189,365		(7,687)	(1,809)	8,506	188,375	141,299	1GE036	UEDEAN	(7,773)	(1,829)
4TE005	Gardner Wales Scholarship Fund	12,316		(500)	(118)	553	12,251	10,000	1GE040	UEWBSC	(506)	(119)
4TE006	Nelson Fund for Business Innovation	100,834		(4,093)	(963)	4,529	100,306	75,000	1GE043	UEDEAN	(4,139)	(974)
4TE007	Jeffrey Castro Memorial	12,978		(527)	(124)	583	12,910	10,020	1GE047	UEDEAN	(533)	(125)
4TE008	Mary Gillespie Graduate Scholarship	64,492		(2,618)	(616)	2,897	64,155	55,772	1GE062	UEDEAN	(2,647)	(623)
4TE009	UNH Hospitality Mgmnt Student Dev	138,324	250	(5,615)	(1,321)	6,221	137,859	120,427	1GE061	UEHMGT	(5,678)	(1,336)
4TE010	Dwayne Wrightsman Prof. / Finance	320,446		(13,008)	(3,061)	14,393	318,770	288,145	1GE060	UEDEAN	(13,153)	(3,095)
4TE011	UNH Hospitality Mgmnt Faculty Dev.	96,633		(3,923)	(923)	4,340	96,128	83,690	1GE070	UEHMGT	(3,966)	(933)
4TE012	UNH Hosp Mgmt Int Stud Diversity	85,314	10,000	(3,058)	(720)	4,163	95,700	83,645	1GE080	UEHMGT	(3,523)	(829)
4TE013	UNH Hospitality InitiativesFund	98,918		(4,016)	(945)	4,443	98,400	84,408	1GE071	UEHMGT	(4,060)	(955)
4TE014	Albin Entrepreneurship Fund	939,540		(38,140)	(8,974)	42,199	934,625	807,554	1GE026	UEWBSC	(38,564)	(9,074)
4TE015	Jude Blake '77 Schol-Business Admin	85,035		(3,452)	(812)	3,819	84,590	74,500	1GE064	UEDEAN	(3,490)	(821)
4TE016	Nassikas Fund for Hospitality Educ	29,556		(1,200)	(282)	1,327	29,401	28,000	1GE066	UEHMGT	(1,213)	(285)
4TE017	Rhoda Hogan Endowed Scholarship Fun	257,627		(10,458)	(2,461)	11,571	256,279	251,440	1GE072	UEDEAN	(10,574)	(2,488)
4TE018	J Bonnie Newman Endowed Scholarship	45,004		(1,827)	(430)	2,021	44,768	40,000	1GE041	UEWBSC	(1,847)	(435)

UNIVERSITY OF NEW HAMPSHIRE FOUNDATION, INC.
DETAILED STATEMENT OF CHANGES IN ENDOWMENT AND SIMILAR FUNDS
WITH ADDITIONAL INFORMATION ON DISTRIBUTIONS
FOR THE YEAR ENDED JUNE 30, 2019

FUND	FUND NAME	MARKET VALUE 6/30/2018	NET		FY19 MARKET APPRECIATION	MARKET VALUE 6/30/2019	BOOK VALUE 6/30/2019	PAYOUT		FY20 DISTRIBUTION		
			ADDITIONS GIFTS & TRANSFERS	FY19 DISTRIBUTION PURPOSE MGMT FEE				FUND	ORG	PURPOSE	MGMT FEE	
4TE019	Lai Family Foundation Scholarship	48,604		(1,973)	(464)	2,183	48,349	38,000	1GE086	UEDEAN	(1,995)	(469)
4TE020	Joseph '79 & Marcia H Carter Schol	30,942		(1,256)	(296)	1,390	30,780	25,000	1GE076	UEDEAN	(1,270)	(299)
4TE021	Scott Dionne Grad Fellowship/Acctng	38,588		(1,566)	(369)	1,734	38,386	30,000	1GE081	UEMSAC	(1,584)	(373)
4TE022	Carlton L. Reed Scholarship Fund	49,094		(1,993)	(469)	2,205	48,837	38,209	1GE087	UEDEAN	(2,015)	(474)
4TE023	James E. Freeman Scholarship Fund	49,094		(1,993)	(469)	2,205	48,837	38,209	1GE088	UEMKTG	(2,015)	(474)
4TE024	Todd Huntington Crockett Scholarship	120,514	6,500	(4,892)	(1,151)	5,425	126,396	108,729	1GE085	UEDEAN	(5,159)	(1,214)
4TE025	J. Durocher Hosp. Mgmt Scholarship	65,340	2,260	(2,454)	(577)	3,102	67,671	57,610	1GE104	UEHMGT	(2,693)	(634)
4TE027	Dougherty Lectures in Hospitality	114,334		(4,641)	(1,092)	5,135	113,736	103,900	1GU417	UUFAID	(4,693)	(1,104)
4TE028	Daniel A. Raizes Scholarship Fund	71,716		(2,911)	(685)	3,221	71,341	68,922	1GE101	UEDEAN	(2,944)	(693)
4TE030	Goodwin Family Scholarship Fund	24,286	12,500	(885)	(208)	1,287	36,980	35,000	1GE116	UEHMGT	(1,206)	(284)
4TE031	Paul & Marianne Houghton Scholarshp	53,540		(2,173)	(511)	2,405	53,260	49,472	1GE122	UEDEAN	(2,198)	(517)
4TE032	PAUL-Bernard Runser '63 Scholarship	79,572	25,000	(3,230)	(760)	3,314	103,896	100,000	1GE123	UEDEAN	(4,287)	(1,009)
4TE033	Stewart Family Scholarship-PaulColl	29,832	1,000	(1,211)	(285)	1,381	30,717	30,211	1GU440	UUFAID	(1,267)	(298)
4TE034	Elizabeth Bogan Economics Prize	20,023	20,000			1,563	41,586	40,000	1GE022	UEDEAN	(865)	(204)
4TE035	Sorensen Social Innovation Interns	10,675	9,641			902	21,218	20,535	1GE136	UEDEAN	(875)	(206)
4TE036	Goodridge Kopp Schol for Excellence	48,821	2,000			2,339	53,160	52,000	1GE135	UEDEAN	(2,173)	(511)
4TE037	Emily Knarr Graduate Accounting Sch	24,960	26,000			1,980	52,940	51,000	1GE133	UEMSAC	(1,079)	(254)
4TE038	Knarr Scholarship for Excellence	-	85,000			3,238	88,238	85,000	1GE115	UEDEAN	(2,577)	(606)
4TE040	Bernard Grochmal Jr '64 Scholarship	-	2,683,221			110,383	2,793,604	2,683,221	1GE137	UEDEAN	(25,000)	(27,122)
4TF001	Marianna R. and John A. Grimes	188,112		(7,636)	(1,797)	8,448	187,127	120,142	1GF045	UFDEAN	(7,721)	(1,817)
4TF002	Dakin Family Scholarship Fund	17,318		(703)	(165)	778	17,228	10,509	1GF046	UFFS00	(711)	(167)
4TF003	Norman Goroff Social Work Fund	94,872		(3,721)	(875)	4,269	94,545	78,480	1GF041	UFSW00	(3,901)	(918)
4TF004	England Endowed Fund	415,614		(16,872)	(3,970)	18,667	413,439	319,711	1GF063	UFDEAN	(17,059)	(4,014)
4TF005	Steelman Public Svc Program	159,893		(6,491)	(1,527)	7,181	159,056	110,591	1GF023	UFDEAN	(6,563)	(1,544)
4TF006	Evelyn N Jardine Endowed Schol	20,312	1,400	(825)	(194)	970	21,663	16,553	1GB135	UBMCBS	(894)	(210)
4TF008	Pamela Low Scholarship Fund	156,600		(6,357)	(1,496)	7,034	155,781	104,695	1GB136	UBMCBS	(6,428)	(1,512)
4TF009	Occupational Therapy Endowment	24,097		(978)	(230)	1,082	23,971	15,245	1GF040	UFOT00	(989)	(233)
4TF010	Dean Roger A Ritvo Award Fund	21,243		(862)	(203)	954	21,132	15,225	1GF042	UFDEAN	(872)	(205)
4TF011	Sackett Professorship	150,906		(6,126)	(1,441)	6,778	150,117	102,287	1GF037	UFDEAN	(6,194)	(1,457)
4TF012	Nathan J Loomis Endowed Fund	3,241		(132)	(31)	146	3,224	1,803	1GF028	UFRMNE	(133)	(31)
4TF013	Kendall Endowed Fund	58,725		(2,384)	(561)	2,637	58,418	51,322	1GF076	UFDEAN	(2,410)	(567)
4TF015	Keough Northeast Passage Fund	60,083		(2,439)	(574)	2,699	59,769	47,676	1GF056	UFRMNE	(2,466)	(580)
4TF016	Maureen Neistadt Scholarship Fund	75,738	1,453	(3,075)	(723)	3,392	76,785	60,640	1GF051	UFOT00	(3,109)	(731)
4TF017	Pauline Soukaris Memorial Scholarsh	44,375		(1,618)	(381)	2,004	44,380	37,384	1GF067	UFSW00	(1,831)	(431)
4TF018	Stephany Marchut Lavallee Nursing S	75,707	5,000	(3,073)	(723)	3,606	80,516	70,425	1GU339	UUFAID	(3,322)	(782)
4TF019	Brooks-Lord Nursing Scholarship Fun	81,789		(3,320)	(781)	3,673	81,361	72,363	1GF070	UFNURS	(3,357)	(790)
4TF020	Claire & Henry Grady Schol-Diversit	55,692	25	(2,261)	(532)	2,502	55,426	51,088	1GU332	UUFAID	(2,286)	(538)
4TF021	Ann Manchester Kelley Schol-Nursing	60,882		(2,471)	(582)	2,734	60,563	50,000	1GF075	UFNURS	(2,499)	(588)
4TF022	Chace '11 Fund for Athlete Developmt	83,607	108	(3,148)	(741)	3,769	83,595	72,894	1GF089	UFRMNE	(3,449)	(812)
4TF023	John Smith '50 Northeast Passage Fn	368,190		(14,946)	(3,517)	16,537	366,264	324,054	1GF096	UFRMNE	(15,113)	(3,556)
4TF024	Talbot 54 Occupational Therapy Fund	-	589,526			18,143	607,669	589,526				
4TF025	Anna Catherine Clark Schol - CHHS	25,980		(1,055)	(248)	1,167	25,845	25,000	1GF097	UFDEAN	(1,066)	(251)
4TF026	Dinesh Thakur Schl-Health Analytics	103,922		(4,219)	(993)	4,667	103,378	100,000	1GF098	UFDEAN	(4,266)	(1,004)
4TF028	Sharon B. Murphy Scholarship	52,447		(2,129)	(501)	2,356	52,173	49,674	1GF103	UFDEAN	(2,153)	(507)
4TF029	Robert A. Aurilio Scholarship Fund	524,675		(21,299)	(5,012)	23,566	521,931	490,385	1GF109	UFDEAN	(21,536)	(5,067)
4TF030	Ned Helms Scholarship Fund	55,185	775	(2,232)	(525)	2,502	55,705	51,832	1GF116	UFDEAN	(2,287)	(538)
4TF031	Beth Stewart Memorial Fund	65,435	3,650	(2,459)	(579)	2,927	68,975	64,649	1GF111	UFDEAN	(2,727)	(642)
4TF032	Gravink Family Fund	44,275		(1,797)	(423)	1,988	44,043	44,638	1GF118	UFRMNE	(1,817)	(428)
4TF033	Huntington Nursing Scholarship	-	69,073			2,840	71,913	69,073	1GF127	UFNURS	(2,966)	(698)
4TF035	Neil Vroman Student Engagement Awrd	-	71,214			2,882	74,095	71,214	1GF124	UFKINE	(3,009)	(708)
4TF037	DR. L. R. Bergeron '73 Scholarship	-	59,971			2,213	62,184	59,971	1GF126	UFSW00	(2,148)	(505)

UNIVERSITY OF NEW HAMPSHIRE FOUNDATION, INC.
DETAILED STATEMENT OF CHANGES IN ENDOWMENT AND SIMILAR FUNDS
WITH ADDITIONAL INFORMATION ON DISTRIBUTIONS
FOR THE YEAR ENDED JUNE 30, 2019

FUND	FUND NAME	MARKET VALUE 6/30/2018	NET		FY19		MARKET VALUE 6/30/2019	BOOK VALUE 6/30/2019	PAYOUT		FY20 DISTRIBUTION	
			ADDITIONS GIFTS & TRANSFERS	FY19 DISTRIBUTION PURPOSE	MGMT FEE	MARKET APPRECIATION			FUND	ORG	PURPOSE	MGMT FEE
4TG001	Dr Alexander Teaching Exc Fund	786,778		(31,939)	(7,515)	35,338	782,662	599,325	1GALEX	UAPROV	(32,294)	(7,599)
4TG003	UNH Tolerance Program Fund	281,290	1,000	(11,419)	(2,687)	12,669	280,853	174,998	1GG184	UGDIVR	(11,567)	(2,722)
4TG006	Dr. Robert A. & Ann P. Chase	142,227		(5,774)	(1,359)	6,389	141,483	107,426	1GA153	UAPROV	(5,838)	(1,374)
4TG007	Class of 1953 Endowed Scholarship	336,458	4,000	(13,658)	(3,214)	15,158	338,744	258,577	1GU278	UUF AID	(13,892)	(3,269)
4TG011	Joseph Phalen Fund	35,029		(1,418)	(334)	1,574	34,851	22,807	1GA290	UACARS	(1,438)	(338)
4TG013	Paul International Research Fund	58,511		(2,375)	(559)	2,628	58,205	41,981	1GA066	UAIROP	(2,402)	(565)
4TG020	Noonan International Research Fund	678,656		(27,550)	(6,482)	30,481	675,105	500,000	1GA076	UAIROP	(27,856)	(6,554)
4TG023	William Spaulding Endowed Fund	123,429		(1,670)	(393)	5,543	122,783	106,005	1GZ027	UZMSSH	(1,689)	(397)
				(1,670)	(393)				1GZ028	UZMSJL	(1,689)	(397)
				(557)	(131)				9G0009	YCFA10	(563)	(132)
				(557)	(131)				9G0010	YCFA10	(563)	(132)
				(557)	(131)				9G0011	YCFA10	(563)	(132)
4TG024	Winch Endowed Fund-Alumni Assoc	56,325		(2,286)	(538)	2,530	56,030	50,217	1GG164	UGAADM	(2,312)	(544)
4TG026	David Ellsworth Davis NH Scholarship	59,152		(2,401)	(565)	2,656	58,842	50,000	1GG174	UGAADM	(2,428)	(571)
4TG027	RGSCP Fund for St. Anselm College	2,368,686		(96,155)	(22,625)	54,438	2,304,344	2,157,521	4GG124	FGFUNH	(97,224)	(22,877)
4TH411	UNHL General Scholarship Endowmt Fd	71,552		(2,905)	(683)	3,214	71,178	58,209	1GH411	UHA601	(2,937)	(691)
4TH412	Baer Family Patent Schol Endowmt Fd	36,073	200	(1,464)	(345)	1,630	36,094	28,313	1GH412	UHA601	(1,481)	(348)
4TH413	Stanley M. Brown Scholarship Fund	48,276		(1,960)	(461)	2,172	48,027	38,500	1GH413	UHA601	(1,982)	(466)
4TH414	UNHL Fac & Staff Scholarship Fund	32,776		(1,331)	(313)	1,472	32,604	26,403	1GH414	UHA601	(1,345)	(317)
4TH415	Bruce E. Friedman Scholarship Fund	87,792	7,335	(3,252)	(765)	4,185	95,295	80,693	1GH415	UHA601	(3,801)	(894)
4TH416	Winnie McLaughlin Scholarship Fund	120,088		(4,875)	(1,147)	5,395	119,461	104,382	1GH416	UHA601	(4,929)	(1,160)
4TH417	UNH Law Scholarship for Minorities	194,370		(7,890)	(1,857)	14,102	198,725	151,000	1GH417	UHA601	(8,185)	(1,926)
4TH418	Robert J. O'Connell Scholarship Fd	76,254		(3,095)	(728)	3,425	75,855	71,200	1GH418	UHA601	(3,130)	(736)
4TH419	Doris M. Rapee Memorial Schol Fund	28,287		(1,148)	(270)	1,271	28,139	20,672	1GH419	UHA601	(1,161)	(273)
4TH422	Slutsky Family Scholarship Endow Fd	9,010	1,310	(366)	(86)	459	10,327	7,130	1GH422	UHA601	(426)	(100)
4TH423	Gordon & Nancy Smith Scholarship Fd	55,678		(2,260)	(532)	2,501	55,387	50,000	1GH423	UHA601	(2,285)	(538)
4TH424	Douglas Wood Chairman's Schol Fund	906,389	50	(36,794)	(8,658)	41,160	902,148	794,844	1GH424	UHA601	(37,223)	(8,758)
4TH442	Elder Law&Patient Rights Endowmt Fd	57,803	6,594	(2,339)	(550)	2,862	64,370	44,317	1GH442	UHD211	(2,651)	(624)
4TH443	Robert M. Viles Fellowship Endow Fd	139,690		(5,671)	(1,334)	6,275	138,960	100,993	1GH443	UHD211	(5,734)	(1,349)
4TH461	Nedved Commencement Award Endow Fd	50,825	2,000	(1,982)	(466)	3,256	53,632	41,500	1GH461	UHD411	(2,125)	(500)
4TH462	The Yacos Prize Endowment Fund	46,232		(1,847)	(435)	2,078	46,029	32,137	1GH462	UHD411	(1,899)	(447)
4TH471	Alison Howland Curelop Hayward Fund	507,345	1,605	(20,595)	(4,846)	43,362	526,872	401,785	1LH071	UHD211	(21,685)	(5,102)
4TH472	Fleisher Family Endowment Fund	21,750		(883)	(208)	1,856	22,515	15,000	1LH072	UHD211	(927)	(218)
4TH473	Phillips Green Defender Endowmnt Fd	83,106	2,000	(3,374)	(794)	6,997	87,936	66,150	1LH073	UHD211	(3,614)	(850)
4TH474	Bill Phinney Endowment Fund	268,885		(10,915)	(2,568)	12,077	267,479	203,383	1LH074	UHD211	(11,037)	(2,597)
4TH475	Wayne B. Hersher Graduation Award	30,935		(1,256)	(295)	1,389	30,773	30,000	1GH475	UHD411	(1,270)	(299)
4TH481	Morton E. Goulder Endowed Chair Fd	1,185,477		(48,124)	(11,323)	53,246	1,179,276	1,001,517	1GH481	UHA111	(48,659)	(11,449)
4TH520	UNHL Operations True Endowment Fund	52,850		(2,124)	(500)	2,375	52,601	43,699	1GH520	UHF530	(2,170)	(511)
4TJ001	Donald F Harley Scholarship Fund	172,965	5,050	(7,021)	(1,652)	7,910	177,251	142,769	1GJ097	UUF AID	(7,102)	(1,671)
4TL001	Edmund Miller Library Fund	357,789		(14,524)	(3,418)	16,070	355,917	286,503	1GL048	ULLADM	(14,686)	(3,456)
4TL002	Class of '47 Endowed Fund	156,970	100,000	(6,372)	(1,499)	10,508	259,607	216,167	1GL042	ULLBKS	(6,443)	(1,516)
4TL003	Class of 1955 Dimond Library Endow	148,792	2,588	(6,038)	(1,421)	6,759	150,680	120,942	1GL043	ULLBKS	(6,122)	(1,441)
4TL004	E Ruth Buxton Stephenson Fund	23,419	1,250	(951)	(224)	1,092	24,586	20,540	1GL044	ULLBKS	(1,004)	(236)
4TL005	Charlotte K. Anderson Endowment	33,763		(1,371)	(322)	1,516	33,586	25,000	1GL053	ULLBKS	(1,386)	(326)
4TL006	Collins Fund for Digital Collection	92,735		(3,765)	(886)	4,165	92,250	74,571	1GL054	ULLADM	(3,806)	(896)
4TL007	Prescott Family Fund	39,221		(1,592)	(375)	1,762	39,016	28,000	1GL057	ULSPEC	(1,610)	(379)
4TL008	Dunleavy Fund / Special Collections	116,036		(4,710)	(1,108)	5,211	115,428	93,536	1GL047	ULLADM	(4,763)	(1,121)
4TL009	Hood '56 & '59 Endowed Fnd-Library	77,368		(3,141)	(739)	3,475	76,963	66,039	1GL066	ULLADM	(3,176)	(747)
4TL010	Murray Library Collections Endowmen	64,338	2,500	(2,612)	(615)	2,992	66,604	61,770	1GL059	ULLADM	(2,748)	(647)
4TL012	Cohen Fund for Collection Developmnt	176,514		(7,165)	(1,686)	7,928	175,591	152,627	1GL068	ULLADM	(7,245)	(1,705)
4TL013	Proper Fund for Special Collections	159,608		(6,479)	(1,525)	7,169	158,773	150,701	1GL070	ULSPEC	(6,551)	(1,542)

UNIVERSITY OF NEW HAMPSHIRE FOUNDATION, INC.
DETAILED STATEMENT OF CHANGES IN ENDOWMENT AND SIMILAR FUNDS
WITH ADDITIONAL INFORMATION ON DISTRIBUTIONS
FOR THE YEAR ENDED JUNE 30, 2019

FUND	FUND NAME	MARKET VALUE 6/30/2018	NET		FY19		MARKET VALUE 6/30/2019	BOOK VALUE 6/30/2019	PAYOUT		FY20 DISTRIBUTION	
			ADDITIONS GIFTS & TRANSFERS	FY19 DISTRIBUTION PURPOSE	MGMT FEE	MARKET APPRECIATION			FUND	ORG	PURPOSE	MGMT FEE
4TL014	Nobel K. Peterson Library Fund	-	131,837			4,057	135,894	131,837				
4TL015	Thomas A & Sally Zyla Addison Fund	1,789,458	66,437	(72,642)	(17,092)	79,681	1,845,841	1,816,437	1GL075	ULLADM	(76,162)	(17,921)
4TL016	Marjorie Janetos Memorial Fund	-	100,000			3,458	103,458	100,000				
4TM001	James Diamantis Scholarship Fund	20,753	10,000	(842)	(198)	1,343	31,056	30,000	1GM133	UMDEAN	(1,281)	(302)
4TM002	Jaye Gibson Duffy Scholarship	-	52,235			2,130	54,365	52,235	1GM136	UMDEAN	(2,180)	(513)
4TR001	Doris Child Reney Armbrust Fun	45,580		(1,850)	(435)	2,047	45,341	25,002	1GZ015	UZMSAD	(1,871)	(440)
4TR002	Hubbard Marine Program Endowed	13,936,172		(563,735)	(132,638)	1,059,026	14,298,824	10,420,467	1GZHUB	UZMSAD	(561,772)	(132,189)
4TR003	Marine Program Endowment	22,386		(909)	(214)	1,005	22,269	13,079	1GZ016	UZMSAD	(919)	(216)
4TR004	Dr. Marjorie A. Parsons Fund	43,515	100	(1,766)	(416)	1,958	43,391	25,462	1GZ014	UZMSAD	(1,790)	(421)
4TR005	Jean + Carmen Ragonese Fund	49,207		(1,998)	(470)	2,211	48,950	30,232	1GZ018	UZMSAD	(2,020)	(475)
4TR006	Shoals Marine Lab Endowment	214,778		(8,719)	(2,051)	9,646	213,654	151,139	1GZ017	UZMSAD	(8,816)	(2,074)
4TR007	John & Katharyn Williams Scholarshi	40,819		(1,657)	(390)	1,833	40,605	25,000	1GU284	UUFAD	(1,675)	(394)
4TR008	Robert & Doris Tuttle Endowed Fund	778,617		(31,607)	(7,437)	34,971	774,544	637,914	1GZ023	UZMSSH	(31,959)	(7,520)
4TR011	Anderson Family Fund-Marine Progrm	26,604		(1,080)	(254)	1,195	26,465	24,846	1GZ032	UZMSAD	(1,092)	(257)
4TR012	Chase '58-Excellence in Marine Scie	55,291		(2,245)	(528)	2,484	55,002	50,000	1GZ031	UZMSAD	(2,269)	(534)
4TR013	Maurice Prize For Innovation	165,979		(6,738)	(1,585)	7,455	165,111	150,000	1GR036	URRIPM	(6,813)	(1,603)
4TS001	Bellevance Hockey Scholarship	174,336		(7,077)	(1,665)	7,830	173,424	137,361	1GS100	USMHCY	(7,156)	(1,684)
4TS002	Bellevance Football Scholarshi	174,360		(7,078)	(1,665)	7,831	173,448	137,361	1GS101	USMFTB	(7,157)	(1,684)
4TS003	Kenneth & Mary Grant Scholarsh	60,833		(2,469)	(581)	2,732	60,514	50,000	1GS099	USAADM	(2,497)	(588)
4TS004	Reginald F. Atkins Scholarship	5,831,164		(236,712)	(55,698)	261,904	5,800,659	3,504,222	1GS076	USAADM	(239,344)	(56,318)
4TS005	Jane Blalock Athletic Scholar	47,539		(1,930)	(454)	2,136	47,291	28,927	1GS080	USAADM	(1,951)	(459)
4TS006	K Beckingham Scholarship Fund	131,273		(5,329)	(1,254)	5,896	130,587	100,000	1GS092	USAADM	(5,388)	(1,268)
4TS007	Dickson Scholarship & Spirit Award	160,384		(6,511)	(1,532)	7,204	159,545	124,559	1GS084	USMFTB	(6,583)	(1,549)
4TS008	UNH Ski Team Alpine Scholarship	40,453	200	(1,440)	(339)	1,837	40,711	34,800	1GS090	USCSKI	(1,676)	(394)
4TS009	Fish 58 Football Scholarship	115,341		(4,682)	(1,102)	5,180	114,738	90,715	1GS087	USMFTB	(4,734)	(1,114)
4TS010	Kelly Quinn Gode Fund for Crew	26,499		(1,076)	(253)	1,191	26,361	21,608	1GJ126	UJGWCR	(1,088)	(256)
4TS011	Robert E. Houston Sr. Fund	159,077	3,220	(6,152)	(1,447)	7,129	161,827	124,469	1GS075	USWGYM	(6,677)	(1,571)
4TS012	Red Hayes Memorial Scholarship	153,543	100	(6,233)	(1,467)	6,900	152,844	116,220	1GS082	USMFTB	(6,307)	(1,484)
4TS013	William Holleman Football Sch	112,211		(4,555)	(1,072)	5,040	111,624	85,158	1GS085	USMFTB	(4,606)	(1,084)
4TS014	Gordon K Hill Endowment	42,645		(1,731)	(407)	1,915	42,422	30,000	1GS089	USAADM	(1,750)	(412)
4TS015	Paul Hobbs Endowed Scholarship	30,789		(1,250)	(294)	1,383	30,628	25,000	1GS094	USAADM	(1,264)	(297)
4TS016	Dorothy Hobbs Endowed Fund	31,522	760	(1,272)	(299)	1,411	32,123	26,466	1GS095	USAADM	(1,300)	(306)
4TS017	Robert A. Kullen Memorial Fund	41,675		(1,692)	(398)	1,872	41,457	26,611	1GS078	USMHCY	(1,711)	(403)
4TS018	Bill Knight Endowed Scholarship Fun	72,046		(2,925)	(688)	3,236	71,669	52,938	1GS091	USAADM	(2,957)	(696)
4TS019	Howard Donald Penley Fund	84,228		(3,419)	(805)	3,784	83,788	55,002	1GS081	USAADM	(3,457)	(813)
4TS020	Sullivan Football Scholarship	33,567		(1,363)	(321)	1,508	33,391	24,814	1GS083	USMFTB	(1,378)	(324)
4TS021	Guy Smith Memorial Scholarship	116,638	1,025	(4,734)	(1,114)	5,275	117,090	96,553	1GS093	USMHCY	(4,789)	(1,127)
4TS022	Robert Towse Scholarship Fund	186,946		(7,589)	(1,786)	8,396	185,968	160,260	1GS096	USMHCY	(7,673)	(1,806)
4TS023	'98-'99 Men's Hockey Champions End	155,926		(6,330)	(1,489)	7,003	155,110	120,615	1GS102	USMHCY	(6,400)	(1,506)
4TS024	Bill Hinman Endowed Scholarship	66,929		(2,717)	(639)	3,006	66,579	52,187	1GS106	USMHCY	(2,747)	(646)
4TS026	Dutch Knox Football Scholarshi	2,054,432		(83,398)	(19,623)	92,274	2,043,685	1,560,000	1GS104	USMFTB	(84,326)	(19,842)
4TS027	Dutch Knox Football Program	964,686		(39,161)	(9,214)	43,328	959,639	750,000	1GS105	USMFTB	(39,596)	(9,317)
4TS028	James & Elsa Callahan Schlrshp	126,301		(5,127)	(1,206)	5,673	125,640	95,800	1GS103	USAADM	(5,184)	(1,220)
4TS029	Joyce Hiller Athletic Scholarship	45,789	1,000	(1,828)	(430)	2,067	46,598	39,433	1GS088	USWFHK	(1,901)	(447)
4TS031	Timothy & Edwin Dugal Hockey Schol	44,693		(1,814)	(427)	2,008	44,460	34,914	1GS107	USMHCY	(1,834)	(432)
4TS032	Robert Conrad Football Scholarship	92,686	2,000	(3,763)	(885)	4,219	94,257	77,404	1GS113	USMFTB	(3,889)	(915)
4TS033	Tina True Memorial Fund	50,294	80	(2,039)	(480)	2,258	50,114	38,978	1GS109	USAWTR	(2,067)	(486)
4TS034	Endowed Fund for Football	34,257		(1,391)	(327)	1,538	34,077	25,164	1GS114	USMFTB	(1,406)	(331)
4TS035	Herbert Gold Athletic Scholarship F	33,963		(1,379)	(324)	1,525	33,785	28,663	1GS124	USAADM	(1,394)	(328)
4TS036	Pizzano Football Scholarship Fund	568,730	100	(22,878)	(5,383)	25,557	566,126	501,241	1GS169	USMFTB	(23,359)	(5,496)
4TS037	Francis McGrail Endowed Scholarship	13,046		(530)	(125)	586	12,978	9,750	1GS116	USAADM	(535)	(126)

UNIVERSITY OF NEW HAMPSHIRE FOUNDATION, INC.
DETAILED STATEMENT OF CHANGES IN ENDOWMENT AND SIMILAR FUNDS
WITH ADDITIONAL INFORMATION ON DISTRIBUTIONS
FOR THE YEAR ENDED JUNE 30, 2019

FUND	FUND NAME	MARKET VALUE 6/30/2018	NET		FY19		MARKET VALUE 6/30/2019	BOOK VALUE 6/30/2019	PAYOUT		FY20 DISTRIBUTION	
			ADDITIONS GIFTS & TRANSFERS	FY19 DISTRIBUTION PURPOSE	MGMT FEE	MARKET APPRECIATION			FUND	ORG	PURPOSE	MGMT FEE
4TS038	David Sheen Endowed Hockey Schol	59,307	150	(2,367)	(557)	2,672	59,205	48,466	IGS120	USMHCY	(2,443)	(575)
4TS039	Chief Boston Football Scholarship	69,280		(2,812)	(662)	3,112	68,918	58,785	IGS115	USMFTB	(2,844)	(669)
4TS040	Wohlfarth Football Scholarship	33,793		(1,372)	(323)	1,518	33,616	30,294	IGS125	USMFTB	(1,387)	(326)
4TS041	McLaughlin '35 Hockey Scholarship	126,761		(5,146)	(1,211)	5,694	126,098	112,354	IGS131	USMHCY	(5,203)	(1,224)
4TS042	James Boulanger Endowed Fund	60,920	1,000	(2,463)	(580)	2,761	61,638	58,372	IGS121	USAADM	(2,522)	(593)
4TS043	UNH Ski Team Endowment	1,037,856	250	(42,121)	(9,911)	46,634	1,032,708	890,082	IGS122	USCSKI	(42,600)	(10,024)
4TS044	Robert Trouville '59 Athletic Schol	127,138	1,450	(5,133)	(1,208)	5,743	127,990	104,330	IGS130	USAADM	(5,247)	(1,235)
4TS045	Chandler & Ann Sanborn Football Sch	86,464	5,000	(3,510)	(826)	4,089	91,217	80,084	IGS123	USMFTB	(3,764)	(886)
4TS046	First 500 UNH Football Athletic Fun	343,902		(13,960)	(3,285)	15,446	342,103	283,576	IGS127	USMFTB	(14,116)	(3,321)
4TS047	Winslow & June Macdonald Football S	63,341		(2,571)	(605)	2,845	63,010	53,773	IGS128	USMFTB	(2,600)	(612)
4TS048	Coach Gerry Friel Basketball Schola	82,115	2,715	(3,242)	(763)	3,724	84,549	69,700	IGS129	USMBKB	(3,409)	(802)
4TS049	Garron '84 Football Diversity Schol	35,713		(1,450)	(341)	1,604	35,526	26,775	IGS152	USMFTB	(1,466)	(345)
4TS050	Mike Frigard '60 Athletic Scholrshp	36,037		(1,463)	(344)	1,619	35,849	28,678	IGS133	USMHCY	(1,479)	(348)
4TS051	Joan & Douglas Murphy Football Scho	126,313	8,622	(4,669)	(1,099)	5,935	135,102	118,290	IGS132	USMFTB	(5,575)	(1,312)
4TS052	Tim Churchard '67 Athletic Scholrsh	32,552	500	(1,301)	(306)	1,481	32,925	26,000	IGS158	USMHCY	(1,337)	(315)
4TS053	Bertsch Family Scholarship Fund	139,727	15,050	(5,076)	(1,194)	6,769	155,277	139,135	IGS144	USAADM	(5,767)	(1,357)
4TS054	Paul E. Berton Scholarship Fund	60,579		(2,459)	(579)	2,721	60,262	51,375	IGS137	USCSKI	(2,487)	(585)
4TS055	Donna Lynne '74 Scholarship Fund	30,959		(1,257)	(296)	1,390	30,797	25,000	IGS136	USWFHK	(1,271)	(299)
4TS056	William F. Degan Jr. Football Schol	35,942	1,100	(1,453)	(342)	1,620	36,867	31,690	IGS141	USMFTB	(1,511)	(355)
4TS057	Franklin Taylor '52 Athletic Schol	131,280		(1,776)	(418)	5,895	130,593	110,319	IGS138	USWGYM	(1,796)	(423)
				(1,776)	(418)				IGS139	USWHCY	(1,796)	(423)
				(1,776)	(418)				IGS140	USWVBL	(1,796)	(423)
4TS058	Norris A. Browne '55 Football Schol	53,741		(2,182)	(513)	2,414	53,460	45,172	IGS153	USMFTB	(2,206)	(519)
4TS059	UNH Wildcat Hockey Alumni Scholarsh	81,046		(3,290)	(774)	3,640	80,622	69,500	IGS154	USMHCY	(3,327)	(783)
4TS060	Wildcat Fan Gratitude Fund	62,601		(2,541)	(598)	2,812	62,273	51,625	IGS142	USMHCY	(2,570)	(605)
4TS061	UNH Nordic Ski Team Scholarship	57,117	100	(2,319)	(546)	2,568	56,921	50,245	IGS143	USCSKI	(2,344)	(552)
4TS062	John & Catherine Goegel Scholarship	102,144	10,000	(3,945)	(928)	4,918	112,189	103,020	IGS145	USAADM	(4,415)	(1,039)
4TS063	Jim & Julie Hatch Basketball Schol.	41,218	1,000	(1,673)	(394)	1,892	42,044	35,480	IGS146	USMBKB	(1,735)	(408)
4TS064	Forkey-Lundolm Athletic Scholarship	4,267		(173)	(41)	192	4,245	4,000	IGS175	USAADM	(175)	(41)
4TS065	David M. Paul Family Scholarship	64,563		(2,621)	(617)	2,899	64,225	50,100	IGS147	USAADM	(2,650)	(624)
4TS067	Barbara B. Peyser '50 Athletic Scho	311,640	66	(12,651)	(2,977)	13,997	310,075	272,588	IGS149	USWFHK	(12,794)	(3,010)
4TS068	UNH Women's Lacrosse Scholarship	130,889		(5,313)	(1,250)	5,878	130,204	115,000	IGS150	USWLAX	(5,372)	(1,264)
4TS069	John Smith'50 Endowed Fund - Hockey	420,814		(17,083)	(4,019)	18,900	418,612	370,369	IGS159	USMHCY	(17,273)	(4,064)
4TS070	Otis Family Athletic Scholarship	69,462	300	(2,820)	(663)	3,131	69,409	59,225	IGS151	USAADM	(2,851)	(671)
4TS072	K & R Sandler Athletic Scholarship	53,930		(1,785)	(420)	2,445	54,170	50,000	IGS155	USWFHK	(2,235)	(526)
4TS073	Service Credit Union Wildcat Schol	53,385		(2,167)	(510)	2,397	53,105	50,000	IGS156	USAADM	(2,191)	(516)
4TS074	Fitzgerald & Gross Academic Excell.	51,961		(2,109)	(496)	2,334	51,689	50,000	IGS157	USAADM	(2,133)	(502)
4TS075	Matthew J. Witkos '89 Soccer Schol.	36,754		(1,492)	(351)	1,651	36,562	34,854	IGS160	USAADM	(1,509)	(355)
4TS076	Beaulieu '75 Athletic Scholarship	29,682	2,500	(1,205)	(284)	1,436	32,130	30,000	IGS174	USAADM	(1,326)	(312)
4TS077	Robert S. Blood '78 Athletic Schol.	41,754	10,000	(1,695)	(399)	2,287	51,947	50,500	IGS162	USMHCY	(2,143)	(504)
4TS078	Saunders '49 Athletic Scholarship	54,792		(2,224)	(523)	2,460	54,505	50,000	IGS164	USAADM	(2,249)	(529)
4TS079	UNH Swimming and Diving Endowment	51,507		(2,091)	(492)	2,314	51,238	50,750	IGS166	USWSWM	(2,114)	(497)
4TS080	Tom Smart '70 Athletic Scholarship	42,114	10,000	(1,710)	(402)	2,303	52,305	50,000	IGS167	USAADM	(2,158)	(508)
4TS083	Bigglestone Women's Athletic Schol.	26,985		(1,095)	(258)	1,212	26,844	25,000	IGS168	USAADM	(1,108)	(261)
4TS085	Bob Lamothe '60 Family Scholarship	2,536		(103)	(24)	114	2,523	2,520	IGS173	USAADM	(104)	(25)
4TS087	Raymond Donnelly Jr Athletic Schol.	48,724	550	(1,978)	(465)	2,182	49,013	48,952	IGS171	USMFTB	(2,018)	(475)
4TS088	Cory L. Schwartz '82 Ski Team Endow	34,790	8,750	(1,313)	(309)	1,789	43,707	41,450	IGS170	USCSKI	(1,590)	(374)
4TS090	Stockbridge - Kast Scholarship Fund	30,949	7,500	(1,013)	(238)	1,672	38,869	37,500	IGS172	USAADM	(1,283)	(302)
4TS092	Linda Hall '62 Women's Alpine Fund	73,515		(2,984)	(702)	3,302	73,131	60,125	IGS177	USCSKI	(3,017)	(710)
4TS094	Brownell Family Athletic Scholarship	62,865	10,000	(2,552)	(600)	3,103	72,816	69,226	IGS179	USMHCY	(3,004)	(707)
4TS095	Megan E. Scanlon '13 Athl Schlarshp	54,841		(2,226)	(524)	2,463	54,554	50,619	IGS178	USWVBL	(2,251)	(530)

UNIVERSITY OF NEW HAMPSHIRE FOUNDATION, INC.
DETAILED STATEMENT OF CHANGES IN ENDOWMENT AND SIMILAR FUNDS
WITH ADDITIONAL INFORMATION ON DISTRIBUTIONS
FOR THE YEAR ENDED JUNE 30, 2019

FUND	FUND NAME	MARKET VALUE 6/30/2018	NET		FY19		MARKET VALUE 6/30/2019	BOOK VALUE 6/30/2019	PAYOUT		FY20 DISTRIBUTION	
			ADDITIONS GIFTS & TRANSFERS	FY19 DISTRIBUTION PURPOSE	MGMT FEE	MARKET APPRECIATION			FUND	ORG	PURPOSE	MGMT FEE
4TS099	Skelley '52 Family Athletic Schol.	56,994	2,550	(2,331)	(549)	2,534	59,198	60,709	IGS183	USWFHK	(2,440)	(574)
4TS100	BGen Seay '68 Athletic Scholarship	49,593		(2,013)	(474)	2,227	49,333	50,000	IGS182	USAADM	(2,036)	(479)
4TS101	Clewend "Howie" Howard III Scholars	53,416	150	(2,168)	(510)	2,409	53,296	54,005	IGS184	USAADM	(2,193)	(516)
4TS103	Richard Umile '72 Hockey Scholarshp	-	53,050			2,176	55,226	53,050	IGS186	USMHCY	(2,266)	(533)
4TS104	Cathleen Coakley Athletics Scholars	-	100,500			(644)	99,857	100,500				
4TU001	Tad Ackman & Robin Gorsky Schl	22,838		(464)	(109)	1,026	22,719	17,109	IGF036	UFDEAN	(469)	(110)
				(232)	(55)				IGC140	UCENGL	(234)	(55)
				(232)	(55)				IGC150	UCCMN0	(234)	(55)
4TU002	Joyce Hiller Kinesiology Scholarshi	57,958	1,000	(2,322)	(546)	2,614	58,703	48,358	IGF044	UFKINE	(2,401)	(565)
4TU003	Coe-Hall Fund	207,631		(8,429)	(1,983)	9,326	206,545	130,407	IGT003	UTDC04	(8,522)	(2,005)
4TU004	Mid-Atlantic Region Chapter Sc	50,328		(2,043)	(481)	2,261	50,065	39,820	IGU275	UUFAID	(2,066)	(486)
4TU005	Minigan Family Scholarship	46,376	1,000	(1,842)	(433)	2,114	47,214	37,738	IGU257	UUFAID	(1,906)	(448)
4TU006	James Trainor Memorial Scholarship	79,741	2,000	(3,197)	(752)	3,698	81,489	69,475	IGU292	UUFAID	(3,318)	(781)
4TU007	Pickett Family Scholarship Fund	716,106		(29,070)	(6,840)	32,164	712,360	574,414	IGU291	UUFAID	(29,393)	(6,916)
4TU008	Class of 1958 Endowed Scholarship	110,540	350	(4,385)	(1,032)	4,974	110,447	102,234	IGU319	UUFAID	(4,547)	(1,070)
4TU009	Roger Bougie '56 Scholarship Fund	190,602		(7,737)	(1,821)	8,561	189,605	171,365	IGU306	UUFAID	(7,823)	(1,841)
4TU010	Class of 1956 Endowed Scholarship	180,629	1,600	(7,331)	(1,725)	8,122	181,296	160,071	IGU294	UUFAID	(7,459)	(1,755)
4TU011	McCaffrey Endowed Scholarship Fund	120,519		(4,892)	(1,151)	5,413	119,889	101,729	IGU297	UUFAID	(4,947)	(1,164)
4TU012	Wyman Endowed Scholarship Fund	146,845		(5,961)	(1,403)	6,595	146,076	120,000	IGU300	UUFAID	(6,027)	(1,418)
4TU013	Class of 1957 Endowed Scholarship	373,619	1,100	(15,111)	(3,556)	16,780	372,832	344,396	IGU301	UUFAID	(15,340)	(3,610)
4TU014	Weglarz Memorial Scholarship Fund	75,829		(3,078)	(724)	3,406	75,432	69,000	IGU303	UUFAID	(3,112)	(732)
4TU015	Lloyd & Edna Heidgerd Endowed Schol	283,470	103,985	(11,507)	(2,708)	15,929	389,169	367,935	IGB227	UBDEAN	(11,635)	(2,738)
4TU016	Libbey '79 End. Fund-Sci. Diversity	219,703	10,000	(8,521)	(2,005)	9,827	229,004	209,550	IGU305	UUFAID	(9,039)	(2,127)
4TU017	Rydin Family Scholarship Fund	122,184		(4,960)	(1,167)	5,488	121,545	100,000	IGU307	UUFAID	(5,015)	(1,180)
4TU018	UNH Rollinsford Area Scholarship	334,022		(13,559)	(3,190)	15,003	332,275	279,075	IGU308	UUFAID	(13,710)	(3,226)
4TU019	Selma Naccach-Hoff Schol-Liberal Ar	37,638		(1,528)	(360)	1,691	37,441	30,500	IGU309	UUFAID	(1,545)	(364)
4TU020	Takeuchi '48 & Rantala '44 Schlrsrp	79,009		(3,207)	(755)	3,548	78,595	75,245	IGU310	UUFAID	(3,243)	(763)
4TU021	Harvey E. Bergeron, Sr. Scholarship	91,884	2,000	(3,650)	(859)	4,214	93,589	84,188	IGU313	UUFAID	(3,862)	(909)
4TU022	70's Decade Alumni Scholarship Fund	50,457		(2,048)	(482)	2,267	50,193	46,260	IGU317	UUFAID	(2,071)	(487)
4TU023	William H Heywood '60 Scholarship	47,003	2,000	(1,908)	(449)	2,193	48,839	46,200	IGU314	UUFAID	(2,015)	(474)
4TU024	Paul Shea '51 Memorial Scholarship	26,119	500	(1,050)	(247)	1,192	26,514	26,345	IGU312	UUFAID	(1,073)	(252)
4TU025	Fred J Bennett '54 Scholarship Fund	74,382		(3,019)	(710)	3,341	73,993	73,900	IGU315	UUFAID	(3,053)	(718)
4TU026	Claycomb '75 Environmental Sciences	63,287		(2,569)	(605)	2,843	62,956	50,000	IGU318	UUFAID	(2,598)	(611)
4TU027	Andrew Janetos Scholarship Endowmen	25,154		(1,021)	(240)	1,130	25,022	25,000	IGU320	UUFAID	(1,032)	(243)
4TU028	Verne & Kay Brown Elec & Comp Scho	63,190		(2,565)	(604)	2,838	62,859	50,920	IGU338	UUFAID	(2,594)	(610)
4TU029	John '54 & Anne '56 Boehle Schlrsrp	40,851		(1,658)	(390)	1,835	40,638	37,869	IGU329	UUFAID	(1,677)	(395)
4TU030	PBAllen '58 Tau Kappa Epsilon Schol	279,828		(11,359)	(2,673)	12,568	278,364	255,600	IGU331	UUFAID	(11,486)	(2,703)
4TU031	Col John Howard Blewett Scholarship	66,283	4,000	(2,691)	(633)	3,131	70,090	61,885	IGS134	USAADM	(2,850)	(670)
4TU033	J Todd Minor '76 Schol/Life Science	65,247		(2,649)	(623)	2,930	64,906	50,000	IGU330	UUFAID	(2,678)	(630)
4TU035	Northeast Passage Athletic Excellen	50,681		(2,057)	(484)	2,276	50,415	36,800	IGU333	UUFAID	(2,080)	(489)
4TU036	Jay McSharry '90 Diversity Schlrsrp	67,218		(2,729)	(642)	3,019	66,866	57,100	IGU335	UUFAID	(2,759)	(649)
4TU037	Robert & Tina Dudley Scholarship Fn	30,642		(1,244)	(293)	1,376	30,482	25,000	IGU337	UUFAID	(1,258)	(296)
4TU038	Ambrose Occupational Therapy Schol	107,743	25,165	(4,174)	(982)	5,425	133,177	119,665	IGU322	UUFAID	(5,046)	(1,187)
4TU039	Hannaway '58 Scholarship Fund	64,387		(2,614)	(615)	2,892	64,050	56,000	IGU336	UUFAID	(2,643)	(622)
4TU040	Carol & Richard Trombly Scholarship	30,445		(1,236)	(291)	1,368	30,286	25,000	IGU385	UUFAID	(1,250)	(294)
4TU041	Alice Freeman Reed Scholarship Fund	49,094		(1,993)	(469)	2,205	48,837	38,209	IGU346	UUFAID	(2,015)	(474)
4TU042	Muriel M. Barr Nursing Scholarship	198,939		(8,076)	(1,900)	8,936	197,899	168,037	IGU345	UUFAID	(8,166)	(1,921)
4TU043	Walter Calderwood, Jr. '34 Schol.	50,682		(2,057)	(484)	2,276	50,417	40,000	IGU341	UUFAID	(2,080)	(489)
4TU044	UNH Foundation Scholarship Fund	59,500		(2,415)	(568)	2,673	59,189	50,000	IGU343	UUFAID	(2,442)	(575)
4TU045	Jane & Lincoln Colby Scholarship	109,164		(4,431)	(1,043)	4,903	108,593	100,000	IGU348	UUFAID	(4,481)	(1,054)
4TU046	Kerry Duncan Forbes Scholarship	41,089	500	(1,668)	(392)	1,866	41,395	35,493	IGU349	UUFAID	(1,708)	(402)

UNIVERSITY OF NEW HAMPSHIRE FOUNDATION, INC.
DETAILED STATEMENT OF CHANGES IN ENDOWMENT AND SIMILAR FUNDS
WITH ADDITIONAL INFORMATION ON DISTRIBUTIONS
FOR THE YEAR ENDED JUNE 30, 2019

FUND	FUND NAME	MARKET VALUE 6/30/2018	NET ADDITIONS GIFTS & TRANSFERS	FY19 DISTRIBUTION		FY19 MARKET APPRECIATION	MARKET VALUE 6/30/2019	BOOK VALUE 6/30/2019	PAYOUT		FY20 DISTRIBUTION	
				PURPOSE	MGMT FEE				FUND	ORG	PURPOSE	MGMT FEE
4TU048	Steelman Athletics Scholarship Fund	33,500		(1,360)	(320)	1,505	33,325	27,020	1GU351	UUFAID	(1,375)	(324)
4TU049	Paul & Ann Stewart Memorial Schol.	61,187	10,000	(2,079)	(489)	3,129	71,749	65,000	1GU352	UUFAID	(2,533)	(596)
4TU050	Doug & Stella Scamman Scholarship	30,339		(1,232)	(290)	1,363	30,181	25,000	1GU353	UUFAID	(1,245)	(293)
4TU051	James Page & Amy Sherman Endowment	36,105		(1,466)	(345)	1,621	35,916	30,000	1GU354	UUFAID	(1,482)	(349)
4TU052	The Patrick Family Scholarship Fund	37,369	3,333	(1,517)	(357)	1,773	40,601	35,667	1GU357	UUFAID	(1,534)	(361)
4TU053	Gay Brookes '61 Scholarship Fund	63,056		(2,223)	(523)	2,852	63,161	54,500	1GU356	UUFAID	(2,606)	(613)
4TU054	John D. DuRie Family Scholarship	36,811	1,000	(1,494)	(352)	1,647	37,612	32,301	1GU358	UUFAID	(1,511)	(356)
4TU055	The Zissi Family Scholarship Fund	55,410		(1,844)	(434)	2,513	55,645	50,000	1GU359	UUFAID	(2,296)	(540)
4TU056	A. Storace DMD, Family Scholarship	40,432		(1,400)	(329)	1,830	40,533	35,000	1GU360	UUFAID	(1,672)	(394)
4TU057	Hitchiner Manufacturing Scholarship	62,594	10,000	(2,136)	(503)	3,192	73,147	65,000	1GU361	UUFAID	(2,591)	(610)
4TU058	Dupont Family Scholarship Fund	29,799		(1,210)	(285)	1,338	29,643	25,000	1GU362	UUFAID	(1,223)	(288)
4TU059	Deborah Ann Lada '78 Scholarship	57,348		(2,328)	(548)	2,575	57,048	49,890	1GU363	UUFAID	(2,354)	(554)
4TU060	Martha R. Stebbins Scholarship Fund	67,732	3,000	(2,467)	(580)	3,163	70,848	62,450	1GU364	UUFAID	(2,795)	(658)
4TU061	Thomas E. Callahan '62 Family Fund	30,107		(1,222)	(288)	1,352	29,949	25,046	1GU365	UUFAID	(1,236)	(291)
4TU062	Virginia F. Small Scholarship Fund	57,482	9,650	(2,333)	(549)	2,634	66,884	61,513	1GU366	UUFAID	(2,359)	(555)
4TU063	Cheryl Dickson'63 Athletics Schol.	30,058		(1,220)	(287)	1,350	29,901	25,000	1GU367	UUFAID	(1,234)	(290)
4TU064	The Carver Scholarship Fund	49,596	6,000	(2,013)	(474)	2,474	55,583	48,000	1GU368	UUFAID	(2,293)	(540)
4TU065	K. McKinnon '62 Athletics Schol.	31,798		(1,284)	(302)	1,428	31,640	25,846	1GU369	UUFAID	(1,306)	(307)
4TU066	Michael Riley Memorial Scholarship	28,750	4,200	(1,167)	(275)	1,225	32,733	29,079	1GU370	UUFAID	(1,351)	(318)
4TU067	M. Christine Dwyer '72G Scholarship	34,720	30,000	(1,409)	(332)	1,639	64,618	60,000	1GU371	UUFAID	(2,666)	(627)
4TU068	Todd W. Hansen '86 Memorial Schol.	45,419	3,660	(1,792)	(422)	2,185	49,050	42,735	1GU372	UUFAID	(1,979)	(466)
4TU069	J. Morgan & Tara Rutman Scholarship	30,060		(1,220)	(287)	1,351	29,903	25,000	1GU373	UUFAID	(1,234)	(290)
4TU070	Harry A. Schult Scholarship Fund	70,600		(2,866)	(674)	3,171	70,231	65,000	1GU374	UUFAID	(2,898)	(682)
4TU071	Bradley & Judith Aiken Scholarship	29,457		(1,196)	(281)	1,324	29,303	25,000	1GU375	UUFAID	(1,209)	(285)
4TU072	Barbara Rose Noonan Scholarship	27,927		(1,134)	(267)	1,254	27,780	25,000	1GU376	UUFAID	(1,146)	(270)
4TU073	Richard E. Galway '66 Scholarship	29,826		(1,211)	(285)	1,340	29,670	25,000	1GU378	UUFAID	(1,224)	(288)
4TU074	Sharyn Zunz Scholarship Fund	130,350	100	(5,291)	(1,245)	5,854	129,767	111,362	1GU379	UUFAID	(5,350)	(1,259)
4TU075	Class of 1970 Scholarship Fund	32,741	525	(1,329)	(313)	1,489	33,113	27,575	1GU381	UUFAID	(1,344)	(316)
4TU076	Lloyd & Beverley Jordan Scholarship	175,517		(7,125)	(1,676)	7,884	174,599	144,278	1GU382	UUFAID	(7,204)	(1,695)
4TU077	Judith Anne Hill '48 Scholarship	61,277		(2,488)	(585)	2,752	60,956	50,000	1GU393	UUFAID	(2,515)	(592)
4TU078	Dr. Filson H Glanz Scholarship-CEPS	61,277		(2,488)	(585)	2,752	60,956	50,000	1GU387	UUFAID	(2,515)	(592)
4TU079	MBA Class of 1987 Scholarship Fund	136,622		(5,546)	(1,305)	6,136	135,907	125,000	1GE125	UEDEAN	(5,608)	(1,319)
4TU080	Ellis-Armstrong Family Scholarship	58,641		(2,381)	(560)	2,634	58,334	51,000	1GU412	UUFAID	(2,407)	(566)
4TU081	Charles & Miriam Nelson Scholarship	195,488	25,000	(6,926)	(1,630)	9,548	221,480	200,000	1GU400	UUFAID	(8,078)	(1,901)
4TU082	Hitchiner Mfg Schol. for Business	60,967		(2,475)	(582)	2,738	60,648	52,000	1GU413	UUFAID	(2,502)	(589)
4TU083	Eugene A. Savage Scholarship Fund	35,594	1,450	(1,441)	(339)	1,649	36,913	33,000	1GU391	UUFAID	(1,519)	(357)
4TU084	McDevitt Family Scholarship Fund	51,120		(2,075)	(488)	2,296	50,852	46,000	1GU392	UUFAID	(2,098)	(494)
4TU086	Class of 1963 Scholarship Fund	99,178	1,210	(3,861)	(908)	4,499	100,118	87,893	1GU395	UUFAID	(4,084)	(961)
4TU087	Joseph & Susan Garofoli Scholarship	109,202		(4,433)	(1,043)	4,904	108,630	100,563	1GU396	UUFAID	(4,482)	(1,055)
4TU088	Carl Sherman Batchelder Scholarship	291,133		(11,818)	(2,781)	13,076	289,610	256,910	1GU401	UUFAID	(11,950)	(2,812)
4TU090	Jeannette & Cedric Ruiters Schlarshp	106,838		(4,337)	(1,020)	4,798	106,279	100,000	1GU399	UUFAID	(4,385)	(1,032)
4TU092	Pilot Scholarship Fund	812,476		(30,963)	(7,285)	36,610	810,837	775,555	1GU414	UUFAID	(33,456)	(7,872)
4TU094	Matthew J. Witkos '89 Scholarship	36,754		(1,492)	(351)	1,651	36,562	34,854	1GU402	UUFAID	(1,509)	(355)
4TU095	Charron Class of 1964 Scholarship	53,676	200	(2,179)	(513)	2,416	53,601	50,400	1GU398	UUFAID	(2,203)	(518)
4TU096	Angelo & Stewart Volpe Scholarship	106,041		(4,305)	(1,013)	4,763	105,486	100,000	1GU415	UUFAID	(4,353)	(1,024)
4TU097	Ernest J Clarke '59 Art Scholarship	189,279		(7,684)	(1,808)	8,501	188,288	178,496	1GU404	UUFAID	(7,769)	(1,828)
4TU098	The Clark Family Scholarship Fund	52,788		(1,738)	(409)	2,394	53,036	50,000	1GU405	UUFAID	(2,188)	(515)
4TU102	Robart 73 & Shanahan 74 Scholarship	78,683	100	(3,194)	(752)	3,533	78,371	73,686	1GU409	UUFAID	(3,230)	(760)
4TU104	Barbara & Irwin Wood Scholarship	153,674	25,000	(6,238)	(1,468)	6,749	177,717	170,000	1GU411	UUFAID	(7,266)	(1,710)
4TU105	Gorman Family Fund	169,177	40,000	(6,868)	(1,616)	9,244	209,938	200,000	1GU410	UUFAID	(8,662)	(2,038)
4TU106	George Guphill '28 Memorial Schol.	107,645		(4,370)	(1,028)	4,835	107,082	99,938	1GU425	UUFAID	(4,418)	(1,040)

UNIVERSITY OF NEW HAMPSHIRE FOUNDATION, INC.
DETAILED STATEMENT OF CHANGES IN ENDOWMENT AND SIMILAR FUNDS
WITH ADDITIONAL INFORMATION ON DISTRIBUTIONS
FOR THE YEAR ENDED JUNE 30, 2019

FUND	FUND NAME	MARKET VALUE 6/30/2018	NET		FY19		MARKET VALUE 6/30/2019	BOOK VALUE 6/30/2019	PAYOUT FUND ORG	FY20 DISTRIBUTION		
			ADDITIONS GIFTS & TRANSFERS	FY19 DISTRIBUTION PURPOSE	MGMT FEE	MARKET APPRECIATION				PURPOSE	MGMT FEE	
4TU107	Great East Scholarship Fund	33,048	10,000	(1,342)	(316)	1,424	42,814	40,000	1GU426	UUFAID	(1,740)	(409)
4TU108	NH Veterans Family Scholarship Fund	103,155	100	(3,909)	(920)	4,653	103,079	96,100	1GU421	UUFAID	(4,253)	(1,001)
4TU109	Connie Chung & Maury Povich Schol.	101,927		(3,124)	(735)	4,637	102,705	99,541	1GU424	UUFAID	(4,238)	(997)
4TU112	June C. Tanner Endowed Scholarship	501,096		(20,342)	(4,786)	22,507	498,475	459,541	1GU423	UUFAID	(20,568)	(4,840)
4TU113	Clyde & Patricia Coolidge Scholarsh	57,404	500	(2,330)	(548)	2,599	57,624	52,095	1GU422	UUFAID	(2,378)	(559)
4TU114	A. Leonard Seeche Family Scholarshp	38,499		(1,563)	(368)	1,729	38,298	32,871	1GU432	UUFAID	(1,580)	(372)
4TU115	Staff Sgt Ryan Pitts 13 Scholarship	76,073	1,773	(3,024)	(712)	3,459	77,569	66,519	1GU407	UUFAID	(3,199)	(753)
4TU116	Steven Kent & Nancy Pieri Scholarsh	20,937	10,000	(850)	(200)	1,351	31,238	30,000	1GU430	UUFAID	(1,289)	(303)
4TU120	Susan H. McFarland '72 Scholarship	103,992		(4,221)	(993)	4,671	103,448	100,000	1GU429	UUFAID	(4,268)	(1,004)
4TU121**	James & Anne Twaddle Scholarship	62,554	(62,554)			0		-				
4TU122	Richard & Margot Oman Scholarship	52,554	25,000	(1,117)	(263)	3,189	79,363	75,000	1GU435	UUFAID	(2,211)	(520)
4TU123	Erick Faul '00 Scholarship Fund	54,316	2,500	(2,205)	(519)	2,414	56,506	52,500	1GU438	UUFAID	(2,332)	(549)
4TU124	Elias W. Gordon '59 Scholarship	129,146		(5,243)	(1,234)	5,801	128,470	118,885	1GU439	UUFAID	(5,301)	(1,247)
4TU126	Winfred Nichols '33 Family Schol.	14,947	10,000	(405)	(95)	1,031	25,478	25,000	1GU446	UUFAID	(839)	(197)
4TU127	David Burton Scholarship for Math	78,854	150	(3,201)	(753)	3,548	78,598	78,800	1GU445	UUFAID	(3,243)	(763)
4TU128	Stuart Eynon '49 Family Scholarship	49,593		(2,013)	(474)	2,227	49,333	50,000	1GU437	UUFAID	(2,036)	(479)
4TU129	Peter and Nancy French Scholarship	9,919	20,000	(403)	(95)	1,082	30,503	30,000	1GU442	UUFAID	(831)	(196)
4TU131	Martha Oakman Clinton 65 Arts Schol	19,837	20,000	(805)	(189)	1,714	40,556	40,000	1GU444	UUFAID	(1,673)	(394)
4TU135	A. Basso & V. Luti Scholarship	74,708	25,000			4,561	104,269	100,000	1GU447	UUFAID	(4,302)	(1,012)
4TU136	Harold V. Jordan '49 Scholarship	-	10,000			(104)	9,896	10,000	1GU450	UUFAID	(408)	(96)
4TU137	George Janetos Scholarship-Straff.	-	100,000			3,458	103,458	100,000				
4TU138	George Janetos Scholarship-Coos	-	100,000			3,458	103,458	100,000				
4TU139	George Janetos M.E. Scholarship	-	100,000			3,458	103,458	100,000				
4TX001	Heckel Ext Educator Fellowship	44,694		(1,814)	(427)	2,007	44,460	35,267	1GX035	UXADMS	(1,834)	(432)
4TX002	NH 4-H Alliance Endowed Fund	30,932		(1,256)	(295)	1,389	30,770	29,465	1GX028	UXFHFD	(1,270)	(299)
4TX003	Anna Mosher Boardman 4-H Fund	37,595		(1,526)	(359)	1,688	37,398	30,655	1GX029	UXFHFD	(1,543)	(363)
4TX004	Coos County 4h Youth Dev Fund	13,112		(532)	(125)	589	13,043	10,600	1GX015	UXFHFD	(538)	(127)
4TX005	Paul Carbino 4-H Scholarship	3,874		(157)	(37)	174	3,854	3,077	1GX023	UXFHFD	(159)	(37)
4TX006	Tom Fairchild 4-H Dairy Fund	91,841	1,550	(3,728)	(877)	4,159	92,945	79,091	1GX022	UXFHFD	(3,808)	(896)
4TX007	Carl Hess 4-H Memorial Fund	67,673		(2,747)	(646)	3,039	67,319	53,238	1GX018	UXFHFD	(2,778)	(654)
4TX008	Internat'l 4h Youth Exchange	13,105		(532)	(125)	589	13,037	10,500	1GX027	UXFHFD	(538)	(127)
4TX009	Ruth Kimball 4-H Endowed Fund	167,289	5,285	(6,731)	(1,584)	7,610	171,869	140,846	1GX016	UXFHFD	(7,016)	(1,651)
4TX010	George D Kidder Fund	18,485		(750)	(177)	830	18,388	14,875	1GX020	UXFHFD	(759)	(179)
4TX011	NH 4-H Milk Dealers Fund	33,321		(1,353)	(318)	1,497	33,147	31,311	1GX019	UXFHFD	(1,368)	(322)
4TX012	NH 4-H Poultry Endowment	5,154		(209)	(49)	231	5,127	4,122	1GX026	UXFHFD	(212)	(50)
4TX013	NH 4-H Horse Endowment	7,098	100	(288)	(68)	319	7,161	5,771	1GX025	UXFHFD	(291)	(69)
4TX014	Lucile Poland Teen Conference	2,912		(118)	(28)	131	2,897	2,322	1GX024	UXFHFD	(120)	(28)
4TX015	Skoglund Endowed 4-H Fund	60,413		(2,452)	(577)	2,714	60,097	48,517	1GX017	UXFHFD	(2,480)	(583)
4TX016	Carroll T Stoddard Fund	15,141	50	(613)	(144)	682	15,116	12,439	1GX021	UXFHFD	(624)	(147)
4TX017	Caswell-Research, Teaching, Outreac	356,296	25,000	(13,473)	(3,170)	17,090	381,743	329,583	1GX036	UXLLMP	(15,751)	(3,706)
4TX018	Ruth Stimson Community Outreach Fun	54,035		(2,194)	(516)	2,427	53,752	41,612	1GX037	UXADMS	(2,218)	(522)
4TX019	Marshall 4-H Youth Opportunities Fn	35,439		(1,439)	(339)	1,591	35,253	25,000	1GX040	UXFHYD	(1,455)	(342)
4TX020	Dalrymple Community Outreach Fund	47,823		(1,941)	(457)	2,147	47,572	37,600	1GX041	UXSNHC	(1,963)	(462)
4TX021	William Spaulding Sea Grant Endowmn	15,110		(613)	(144)	679	15,031	12,977	1GX046	UXWMRS	(620)	(146)
4TX022	Briggs NH Land & Water Education Fn	340,279		(13,813)	(3,250)	15,284	338,499	260,482	1GX052	UXFRWL	(13,967)	(3,286)
4TX023	Pike Coop Ext Volunteer Leadership	52,464	3,125	(2,127)	(501)	2,312	55,273	51,585	1GX061	UXADMS	(2,278)	(536)
4TZ001	Iona Hubbard Climate Change Ed	2,374,816		(96,404)	(22,684)	54,584	2,310,312	1,861,221	1GZ003	UZCC00	(97,476)	(22,936)
TOTAL TRUE ENDOWMENTS (POOLED-RESTRICTED)		176,958,598	11,373,015	(7,147,781)	(1,676,565)	9,197,873	188,705,139	150,723,927			(7,367,596)	(1,754,837)
TOTAL TRUE ENDOWMENTS (POOLED)		179,225,845	11,376,015	(7,239,819)	(1,698,221)	9,299,829	190,963,649	152,525,838			(7,460,785)	(1,776,764)

UNIVERSITY OF NEW HAMPSHIRE FOUNDATION, INC.
DETAILED STATEMENT OF CHANGES IN ENDOWMENT AND SIMILAR FUNDS
WITH ADDITIONAL INFORMATION ON DISTRIBUTIONS
FOR THE YEAR ENDED JUNE 30, 2019

FUND	FUND NAME	MARKET VALUE 6/30/2018	NET ADDITIONS GIFTS & TRANSFERS	FY19 DISTRIBUTION		FY19 MARKET APPRECIATION	MARKET VALUE 6/30/2019	BOOK VALUE 6/30/2019	PAYOUT		FY20 DISTRIBUTION	
				PURPOSE	MGMT FEE				FUND	ORG	PURPOSE	MGMT FEE
TOTAL UNH FOUNDATION ENDOWMENT AND SIMILAR FUNDS (POOL)		224,648,029	11,777,399	(9,373,264)	(2,071,582)	11,345,152	236,325,733	196,188,477			(9,664,081)	(2,158,355)
<u>LIFE INCOME AND ANNUITIES</u>												
4MG014	K.V.R. Dey, Jr. Charitable Remainder Unitrust	306,623		(20,924)	(7,303)	16,363	294,759	270,839				
4MG015	Dickie Family Charitable Remainder Unitrust	33,410		(1,623)	(975)	1,328	32,140	30,146				
4MG050	John E. Garnsey Charitable Remainder Unitrust	17,502		(1,198)	(494)	732	16,542	15,442				
4MG130	David & Jerilyn Brownell Unitrust	122,437		(5,952)	(1,680)	5,110	119,916	118,767				
4MG135	Joe J. Paterno Unitrust		984,675			18,168	1,002,843	988,937				
Various	UNHF Pooled Income Fund	412,069		(18,492)	(5,672)	30,158	418,063	412,567				
Various	UNHF Pooled Annuities	3,508,363	52,684	(280,714)	(30,873)	146,509	3,395,968	2,763,820				
TOTAL LIFE INCOME AND ANNUITIES		4,400,404	1,037,358	(328,903)	(46,997)	218,368	5,280,230	4,600,520				
TOTAL ENDOWMENT & SIMILAR FUNDS		\$ 229,048,433	12,814,757	(9,702,168)	(2,118,579)	11,563,520	241,605,963	200,788,997				

*4QC004 book and market value was transferred to 4TC089 in FY19

**4TU121 book and market value was transferred to 4TD066 in FY19

**KEENE ENDOWMENT ASSOCIATION
 DETAIL STATEMENT OF CHANGES IN ENDOWMENT
 WITH ADDITIONAL INFORMATION ON DISTRIBUTIONS
 FOR THE YEAR ENDED JUNE 30, 2019**

FUND	FUND NAME	BOOK VALUE		MARKET VALUE 6/30/2018	NET ADDITIONS PRIMARILY GIFTS	FY19 DISTRIBUTION		FY19 MARKET APPRECIATION	MARKET VALUE 6/30/2019
		6/30/2018	6/30/2019			PURPOSE	MGMT FEE		
<u>INTERNALLY DESIGNATED - UNRESTRICTED</u>									
5DEZ40	Keene Endow Assoc Gen Fund Income	-	-	21,951.00	482.00	-	(215.00)	2,445	24,663.00
<u>TRUE ENDOWMENTS POOLED - RESTRICTED</u>									
5TEZ01	Maxfield L Young Mem Schol Endow	64,038	64,038	204,161	-	(8,100)	(1,958)	17,666	211,769
5TEZ02	Harry C Tebbetts Scholarship Endow	650,022	650,022	1,804,362	-	(71,750)	(17,303)	156,102	1,871,411
5TEZ03	Marion Frost Hudson '53 Mem. Schol	11,630	11,630	56,445	-	(1,700)	(563)	6,298	60,480
5TEZ04	Frank H Blackington Jr Mem Schol	17,472	17,472	42,333	-	(1,650)	(406)	3,666	43,943
5TEZ05	Dorothy E Potter '45 Mem Schol	14,637	14,637	35,161	-	(1,300)	(337)	3,067	36,591
5TEZ06	KSC Student Memorial Schol Endow	64,508	64,508	278,178	-	(11,000)	(2,667)	24,100	288,611
5TEZ07	Fred Simmons Memorial Schol Endow	32,871	33,371	70,373	500	(2,750)	(675)	6,092	73,540
5TEZ08	KSC Family Assistance Schol Endow	13,569	13,569	73,444	-	(2,900)	(704)	6,357	76,197
5TEZ09	KSC Alumni Association Schol Endow	163,426	163,736	457,137	310	(18,050)	(4,371)	39,675	474,701
5TEZ10	David C Staples Memorial Schol	444,317	444,317	697,703	-	(20,000)	(6,958)	78,041	748,786
5TEZ11	Margaret E Siegert '84 Mem Schol	34,782	34,882	60,632	100	(2,000)	(581)	5,313	63,464
5TEZ12	Teacher Education Scholarship	169,853	170,003	278,539	150	(9,500)	(2,657)	24,781	291,313
5TEZ13	Giovannangeli Family Schol Endow	30,608	30,958	68,675	350	(2,000)	(681)	7,739	74,083
5TEZ14	Lydia Pellerin Tolman '47 Mem Schol	26,370	26,470	57,867	100	(2,250)	(554)	5,038	60,201
5TEZ15	Leona Day Henderson '18 Schol	36,015	36,015	169,803	-	(6,750)	(1,628)	14,692	176,117
5TEZ16	David Hatch Battenfeld Mem Award	8,643	9,092	15,198	450	(500)	(142)	1,384	16,390
5TEZ17	Capt Michael J Watters 86 Mem Schol	85,364	85,364	126,902	-	(4,900)	(1,211)	11,046	131,837
5TEZ18	Peter Jenkins Memorial Schol Endow	20,672	20,872	34,077	200	(1,300)	(325)	3,019	35,671
5TEZ19	Frank Blackington Jr Language Award	9,933	9,933	20,694	-	(650)	(197)	1,879	21,726
5TEZ20	Julia McHale Redfern Memorial Prize	9,764	9,764	26,672	-	(800)	(266)	2,980	28,586
5TEZ21	Levine Mellion Parent Award	5,754	5,754	13,584	-	-	(135)	1,594	15,043
5TEZ22	Aubrey Thomas '62 Biology Award	20,935	20,935	29,439	-	(1,050)	(282)	2,580	30,687
5TEZ23	Marion Frost Hudson '53 Book Endow	10,298	10,298	37,420	-	(1,450)	(359)	3,242	38,853
5TEZ24	Bernice D Turner '16 Mem Book Fund	12,937	13,437	22,617	500	(800)	(207)	2,053	24,163
5TEZ25	Harry Preston Book Fund Endowment	4,606	4,606	17,738	-	(700)	(170)	1,535	18,403
5TEZ26	Franklyn C Redfern Mem Book Fund	6,810	6,810	20,631	-	(575)	(206)	2,308	22,158
5TEZ27	KEA Thorne-Sagendorph Art Gallery	279,720	279,720	908,509	-	(36,050)	(8,712)	78,628	942,375
5TEZ29	Marion Wood '26 Room Endowment	15,806	15,806	40,087	-	(50)	(384)	3,641	43,294
5TEZ30	Barbara J Seelye Memorial Endow	8,358	8,358	20,477	-	(800)	(196)	1,773	21,254
5TEZ31	Franklin Roberts '24 Geography Fund	10,385	10,385	44,638	-	(1,750)	(428)	3,864	46,324
5TEZ33	KEA Class of 1939 International Edu	15,004	15,004	27,573	-	(1,050)	(264)	2,390	28,649
5TEZ34	Rosensaft Scholarship Endowment	11,533	11,533	40,400	-	(1,600)	(387)	3,495	41,908
5TEZ37	Phi Lambda Chi Scholarship Endow	11,901	11,901	30,481	-	(1,000)	(292)	2,661	31,850
5TEZ38	Michael D Keller Memorial Endowment	29,302	29,717	47,012	415	(1,800)	(450)	4,141	49,318
5TEZ41	Costin Family Scholarship Endowment	45,035	45,035	62,240	-	(2,400)	(592)	5,416	64,664

5TEZ44	KEA Redfern Arts Center Endowment	31,425	54,684	57,124	23,258	(2,000)	(548)	4,971	82,805
5TEZ45	Francis Oliver Campus Beautificatio	31,054	31,496	59,793	442	(2,000)	(583)	6,607	64,259
5TEZ46	Fred L Barry 36 Graduate Fellowship	48,413	48,513	147,047	100	(4,400)	(1,466)	16,445	157,726
5TEZ48	Norma W Walker '51 Schol Endow	27,574	30,704	35,999	3,130	(1,400)	(344)	3,209	40,594
5TEZ49	Ann C Peters Scholarship Endowmnt	27,195	27,645	38,793	450	(700)	(387)	4,425	42,581
5TEZ50	Class of 1958 Schol for Teacher Ed	49,470	52,360	72,166	2,890	(2,000)	(678)	6,705	79,083
5TEZ51	Dorothea Kitlan Scholarship Endow	936,277	936,277	1,326,080	-	(52,400)	(12,716)	114,874	1,375,838
5TEZ52	Class of 1960 Endowed Scholarship	56,805	58,180	86,389	1,375	(3,000)	(819)	7,639	91,584
5TEZ53	Staples, David C. Nusing Schol-End	144,405	144,405	187,556	-	(5,600)	(1,871)	20,939	201,024
5TEZ54	Class of 1962 Scholarship - Endow	46,251	47,226	60,430	975	(2,000)	(568)	5,451	64,288
5TEZ55	Class of 1957 Endowed Sch Teach Ed	37,821	38,571	45,397	750	(1,550)	(429)	4,198	48,366
5TEZ56	Megna Family Endowed Scholarship	25,000	35,000	30,067	10,000	(1,150)	(288)	3,319	41,948
5TEZ57	Dr. Howard Smith Schl Endowment	150,000	150,000	177,763	-	(6,000)	(1,702)	16,066	186,127
5TEZ58	Faust, John and Cynthia Schl	25,900	26,200	30,468	300	(1,100)	(288)	2,699	32,079
5TEZ59	Elizabeth Staples Opportunity Schl	110,100	110,100	127,256	-	(3,800)	(1,269)	14,211	136,398
5TEZ60	History Scholarship Fund	50,000	50,600	62,540	600	(2,450)	(597)	6,064	66,157
5TEZ61	Leonard Endow. Schl. Disabilities	100,550	100,550	106,710	-	-	(1,045)	13,989	119,654
5TEZ62	Leonard Endowed Schl in Music	100,100	100,100	112,697	-	-	(1,071)	12,046	123,672
5TEZ63	Rodney R. Adams '72 Mem. Schp. Fund	20,000	20,000	27,949	-	(1,050)	(268)	2,443	29,074
5TEZ64	Jue Community Service Endowment	21,750	22,000	25,302	250	-	(226)	2,701	28,027
5TEZ65	Global Opportunities Fund	12,655	16,285	14,859	3,630	-	(116)	1,892	20,265
5TEZ66	Olive F Jennison Award Endowment	39,342	44,342	44,914	5,000	(1,710)	(421)	5,306	53,089
5TEZ67	Robert and Alice Johnson Sch Ed	25,000	30,000	28,505	5,000	-	(223)	3,732	37,014
5TEZ68	Lora Adams Mem Nutri & Health Endow	20,000	20,000	21,895	-	-	(208)	2,404	24,091
5TEZ70	Dr Rose Kundanis Journalism Endow	-	26,470	-	26,470	-	-	2,051	28,521
5TEZ71	Carole Russell Memorial Endowment	-	32,773	-	32,773	-	-	4,982	37,755
5TEZ72	Raymond & Dorothy M Jobin Endowment	-	26,001	-	26,001	-	-	4,238	30,239
5TEZ73	Samuel Martin '09 Mem Schol Endowme	-	24,050	-	24,050	-	-	4,088	28,138
5TEZ74	Don Baldini Music Scholarship Endow	-	20,170	-	20,170	-	-	3,418	23,588
5TEZ75	Quin-D Dance Endowment	-	21,392	-	21,392	-	-	3,502	24,894
5TEZ76	Women's Education Oppor Fund Endow	-	100,000	-	100,000	-	-	4,900	104,900
5TEZ79	Mary & Lester Shealy Mem Sch Endowm	-	15,000	-	15,000	-	-	-	15,000
TOTAL ENDOWMENTS		4,533,964	4,861,046	8,868,901	327,081	(315,235)	(85,379)	847,770	9,643,138
TOTAL ENDOWMENTS AND INTERNALLY DESIGNATED FUND		4,533,964	4,861,046	8,890,852	327,563	(315,235)	(85,594)	850,215	9,667,801

**UNIVERSITY SYSTEM OF NEW HAMPSHIRE
SCHEDULE OF PLANT FUNDS INDEBTEDNESS
AT JUNE 30, 2019**

	ORIGINAL PRINCIPAL	PRINCIPAL OUTSTANDING AS OF JUNE 30, 2019 ⁽¹⁾
BONDED INDEBTEDNESS CONSISTS OF THE FOLLOWING AT JUNE 30, 2019:		
NHHEFA BONDS		
<u>STUDENT FEE SUPPORTED FACILITIES:</u>		
Revenue Bonds, University System of New Hampshire Issue, Series 2005A issued January 2005 with variable interest rate maturing July 1, 2035, authorized by the New Hampshire Health and Education Facilities Authority. Annual payments on a planned schedule ranging from \$300,000 to \$3,700,000 plus interest. Net of unamortized discount of \$148,267.	\$65,000,000	46,250,000
Revenue Bonds, University System of New Hampshire Issue, Series 2005B issued August 2005 with variable interest rate maturing July 1, 2033, authorized by the New Hampshire Health and Education Facilities Authority. Annual payments on a planned schedule ranging from \$865,000 to \$5,610,000 plus interest.	97,360,000	64,360,000
Revenue Bonds, University System of New Hampshire Issue, Series 2011A issued June 2011 with a fixed interest rate of 5.00% maturing July 1, 2021, authorized by the New Hampshire Health and Education Facilities Authority. Net of unamortized premium of \$518,624.	6,000,000	6,000,000
Revenue Bonds, University System of New Hampshire Issue, Series 2011B issued June 2011 with a variable interest rate maturing July 1, 2033, authorized by the New Hampshire Health and Education Facilities Authority. In December 2006, USNH entered a Swaption Agreement with counterparty, receiving fixed interest rate while USNH receives variable interest rate until counterpart executed option in April 2011. 2001 Bonds were defeased and replaced with HEFA 2011B issuance. Proceeds from the swaption transaction of \$2,948,000 are invested in funds functioning as endowment. Related liability-held as long term debt.	42,570,000	30,260,000
Revenue Bonds, University System of New Hampshire Issue, Series 2012A issued April 2012 with a fixed interest rate of 1.70% maturing July 1, 2020, authorized by the New Hampshire Health and Education Facilities Authority. Series 2012A is a refunding of Series 2002 bonds at ten year call date. Annual payments on a planned schedule ranging from \$2,605,000 to \$3,300,000.	23,260,000	6,470,000

**UNIVERSITY SYSTEM OF NEW HAMPSHIRE
SCHEDULE OF PLANT FUNDS INDEBTEDNESS
AT JUNE 30, 2019**

	ORIGINAL PRINCIPAL	PRINCIPAL OUTSTANDING AS OF JUNE 30, 2019 ⁽¹⁾
Revenue Bonds, University System of New Hampshire Issue, Series 2014 issued June 2014 with a fixed interest rate of 1.97% maturing July 1, 2024, authorized by the New Hampshire Health and Education Facilities Authority. The Series 2014 is a refunding of the Series 2009A Bonds maturing on July 1, 2014. Annual payments on a planned schedule ranging from \$1,955,000 to \$2,380,000. Net of unamortized premium of 0.	21,760,000	13,595,000
Revenue Bonds, University System of New Hampshire Issue, Series 2015 issued May 2015 with a fixed interest rate of 3.97% maturing July 1, 2045, authorized by the New Hampshire Health and Education Facilities Authority. Included in this Series 2015 is the advance refunding of the Series 2006B-2 Bonds maturing on July 1, 2016. Annual payments on a planned schedule ranging from \$1,100,000 to \$6,120,000. Net of unamortized premium of \$13,214,659.	116,970,000	110,530,000
Revenue Bonds, University System of New Hampshire Issue, Series 2016 issued May 2016 with a fixed interest rate of 2.66% maturing July 1, 2046, authorized by the New Hampshire Health and Education Facilities Authority. Included in this Series 2016 is the refunding of the Series 2009A Bonds maturing on July 1, 2016. Annual payments on a planned schedule ranging from \$965,000 to \$3,550,000. Net of unamortized premium of \$4,125,380.	53,890,000	49,825,000
Revenue Bonds, University System of New Hampshire Issue, Series 2017A issued December 2017 with a fixed interest rate of 3.13% maturing July 1, 2037, authorized by the New Hampshire Health and Education Facilities Authority. Included in this Series 2017A is the refunding of the Series 2009A Bonds maturing on July 1, 2020 and July 1, 2023. Annual payments on a planned schedule ranging from \$1,760,000 to \$4,240,000. Net of unamortized premium of \$9,286,857.	53,805,000	53,805,000
Revenue Bonds, University System of New Hampshire Issue, Series 2017B issued December 2017 with a fixed interest rate of 3.42% maturing July 1, 2037, authorized by the New Hampshire Health and Education Facilities Authority. Included in this Series 2017B is the refunding of the Series 2007 Bonds maturing on July 1, 2018. Annual payments on a planned schedule ranging from \$1,100,000 to \$3,330,000. Net of unamortized premium of \$0	49,020,000	47,920,000
TOTAL - BONDED INDEBTEDNESS ISSUED BY NHHEFA	\$529,635,000	429,015,000
TOTAL USNH BONDED INDEBTEDNESS	\$529,635,000	429,015,000

⁽¹⁾excludes discounts and premiums

**UNIVERSITY SYSTEM OF NEW HAMPSHIRE
SUMMARY OF OUTSTANDING CAPITAL LEASE PURCHASES
AT JUNE 30, 2019**

LEASE HOLDER	ITEM	DATE OF AGREEMENT	ORIGINAL TERM IN MONTHS	ANNUAL INTEREST RATE	PRINCIPAL AMOUNT FINANCED	BALANCE 6/30/19
<u>UNIVERSITY OF NEW HAMPSHIRE</u>						
Saulsbury Hill Financial / Bank of Ozark	Cogeneration Plant	4/30/2004	240	4.45%	\$ 18,292,120	7,646,734
TOTAL UNIVERSITY OF NEW HAMPSHIRE					18,292,120	7,646,734
<u>KEENE STATE COLLEGE</u>						
Caterpillar Financial Services Corp	Caterpillar 918M	12/8/2016	120	2.50%	148,900	105,601
Bank of West	Kubota Excavator	10/26/2017	72	4.08%	71,246	47,434
TOTAL KEENE STATE COLLEGE					220,146	153,035
TOTAL UNIVERSITY SYSTEM OF NEW HAMPSHIRE					\$ 18,512,266	7,799,769

**UNIVERSITY SYSTEM OF NEW HAMPSHIRE
SCHEDULE OF INTERNAL BORROWINGS
FOR THE PERIOD ENDED JUNE 30, 2019**

DESCRIPTION/ SOURCE OR REPAYMENT	ORIGINAL/ ADJUSTED LOAN AMOUNT	BALANCE 6/30/2018	FY19 ACTIVITY			BALANCE 6/30/2019	COMMITTED BUT NOT YET SPENT (CASH AVAILABLE) 6/30/2019
			NEW LOANS	CAPITALIZED INTEREST	PRINCIPAL PAYMENTS		
Philbrook Dining Hall Expansion <i>February 2008, FAC approved up to \$3,800,000 for the completion of the expansion of Philbrook Dining Hall to be repaid over 10 years at 4.75%.</i>	3,800,000	235,776			235,776	-	
Peter Paul Building <i>February 2011, FAC approved up to \$16,000,000 for the completion of the Peter Paul Building to be repaid over 10 years at 4.0%. September 2011, loan reduced by \$3,500,000 as a result of realized construction savings. May 2012 loan further reduced by \$750,000 as a result of increased fund raising.</i>	11,750,000	5,870,099			2,088,598	3,781,501	
Peter Paul Building - Bridge Loan <i>February 2011, FAC approved up to \$13,500,000 for completion of the Paul Building to be repaid over 6 years at 3.0% using proceeds of gift pledge payments.</i>	13,500,000	126,269			126,269	-	
McConnell Hall <i>October 2013, FAC approved up to \$7,500,000 for the renovation of McConnell Hall to be repaid over 10 years at 2.53%. Updated 03/09/2015 with 7,410,000</i>	7,410,000	5,026,582			720,607	4,305,975	
Gables <i>January 2014, FAC approved up to \$8,000,000 for the renovation of Gables to be repaid over 10 years at 2.67%.</i>	7,094,639	4,823,594			688,770	4,134,824	
Buses <i>January 2014, AB approved up to \$1,360,000 to purchase buses to be repaid over 5 years at 1.62%.</i>	1,360,000	419,620			278,613	141,007	
Hamilton Smith Hall <i>April 2014, FAC approved up to \$37,000,000 to renovate and rebuild Hamilton Smith Hall to be repaid over 20 years with an initial rate of 2.73% to be reset based on Treasury Note rates at 10 year mark. Updated 8.19.2015 per Rhonda Vincent</i>	36,300,000	35,612,910			1,402,607	34,210,303	
Outdoor Pool <i>April 2014, FAC approved up to \$4,500,000 to renovate and rebuild the Outdoor Pool to be repaid over 10 years at 2.73%.</i>	4,500,000	3,900,682			413,383	3,487,299	
Stillings Hall <i>May 2014, AB approved up to \$1,600,000 for funding of infrastructure issues to be repaid over 5 years at 1.57% Final amount = \$1,427,906</i>	1,427,906	440,194			292,310	147,884	
West Stadium <i>June 2014, FAC approved up to \$20,000,000 for funding of new stadium to be repaid over 20 years at 3.02%</i>	20,000,000	18,882,119			773,851	18,108,268	
Hamel Recreation Expansion <i>Feb 2015, FAC approved up to \$3,440,000 to expand Hamel Recreation Center to be repaid over 5 years at 1.22%</i>	3,440,000	2,768,676			679,561	2,089,115	
Pandora Building Renovation <i>April 2015, FAC approved up to 5,400,000 for funding of the renovation of building to be repaid over 7 years at 1.86%</i>	4,500,000	1,572,440			382,220	1,190,220	
Subtotal UNH	115,082,545	79,678,961	-	-	8,082,565	71,596,396	-
20 Highland Street <i>June 2007, FAC approved up to \$1,200,000 for the completion of the renovation of 20 Highland Street to be repaid over 10 years at 4.75%.</i>	1,200,000	74,455			74,455	-	
Samuel Read Hall <i>May 2013, FAC approved up to \$1,700,000 to renovate Samuel Read Hall for academic and administrative purposes - loan to be repaid over 5 years at 3.0%.</i>	1,700,000	360,673			360,673	-	
All Well North <i>October 2013, FAC approved up to \$16,000,000 for the completion of All Well North to be repaid over 20 years with an initial rate of 2.53% to be reset based on Treasury Note rates at 10 year mark.</i>	16,000,000	14,413,472			663,215	13,750,257	
Steam Line <i>May 2014, AB approved up to \$1,950,000 for the repair and replacement of steam line infrastructure to be repaid over 5 years at 1.57%</i>	981,372	302,536			200,899	101,637	
Steam Line II <i>February 2015, FAC approved up to \$1,700,000 repair and replacement of steam line infrastructure to be repaid over 5 years at 1.22%</i>	1,700,000	862,955			342,028	520,927	
Subtotal PSU	21,581,372	16,014,091	-	-	1,641,270	14,372,821	-
Central Heat Plant & Cogeneration Project <i>June 2006, FAC approved up to \$2,700,000 for Central Campus Infrastructure to be repaid over 10 years at 4.5%. June 2007, FAC approved additional \$2,400,000.</i>	5,100,000	619,064			619,064	-	
Alumni-Advancement Center <i>June 2007, FAC approved up to \$5,300,000 for completion of the Alumni-Advancement Center to be repaid over 10 years at 4.75%. FAC approved an additional \$2,000,000. May 2009, KSC reduced the total required to \$6,500,000.</i>	6,500,000	1,370,703			769,309	601,394	
KSC Tech, Design & Safety Building <i>October 2010, FAC approved up to \$9,000,000 for completion of the TDS Building to be repaid over 10 years at 4.0%. May 2011, FAC approved additional \$800,000.</i>	9,800,000	4,895,915			1,013,249	3,882,666	
Subtotal KSC	21,400,000	6,885,682	-	-	2,401,622	4,484,060	-
Gateway Building Purchase - Hall Street <i>October 2013, FAC approved up to \$3,500,000 for the purchase of a new building to be repaid over 10 years at 2.53%. Increase of \$150,000 approved June, 2014.</i>	3,650,000	2,341,099			358,712	1,982,387	
Subtotal GSC	3,650,000	2,341,099	-	-	358,712	1,982,387	-
Total Internal Borrowings	161,713,917	104,919,833	-	-	12,484,169	92,435,664	-

**UNIVERSITY SYSTEM OF NEW HAMPSHIRE
SUMMARY SCHEDULE OF DEPRECIATION
AT JUNE 30, 2019**

	<i>Historical Cost: Cumulative 6/30/2019</i>	<i>Accumulated Depreciation 6/30/2018</i>	<i>Disposals and Other Changes 2019</i>	<i>Depreciation Expense 2019*</i>	<i>Accumulated Depreciation 6/30/2019</i>
<u>UNIVERSITY OF NEW HAMPSHIRE - DURHAM</u>					
Buildings and Improvements	\$ 1,193,937,275	508,246,741	(1,993,010)	36,312,489	542,566,220
Equipment	117,327,029	71,502,480	(257,374)	9,453,162	80,698,268
TOTAL UNIVERSITY OF NEW HAMPSHIRE - DURHAM	1,311,264,304	579,749,221	(2,250,384)	45,765,651	623,264,488
<u>UNIVERSITY OF NEW HAMPSHIRE AT MANCHESTER</u>					
Buildings and Improvements	5,468,670	2,170,782		885,523	3,056,305
Equipment	284,948	156,865	(7,149)	22,205	171,921
TOTAL UNIVERSITY OF NEW HAMPSHIRE AT MANCHESTER	5,753,618	2,327,647	(7,149)	907,728	3,228,226
<u>UNIVERSITY OF NEW HAMPSHIRE SCHOOL OF LAW</u>					
Buildings and Improvements	18,345,691	9,143,435		532,496	9,675,931
Equipment	1,123,791	853,801	(163,902)	104,886	794,785
TOTAL UNIVERSITY OF NEW HAMPSHIRE SCHOOL OF LAW	19,469,482	9,997,236	(163,902)	637,382	10,470,716
<u>PLYMOUTH STATE UNIVERSITY</u>					
Buildings and Improvements	304,434,092	125,023,563	(1,473,640)	8,031,824	131,581,747
Equipment	11,412,249	7,125,595	(106,470)	904,660	7,923,785
TOTAL PLYMOUTH STATE UNIVERSITY	315,846,341	132,149,158	(1,580,110)	8,936,484	139,505,532
<u>KEENE STATE COLLEGE</u>					
Buildings and Improvements	302,167,842	134,585,038	(915,806)	7,945,948	141,615,180
Equipment	7,283,865	4,755,482	76,650	469,561	5,301,693
TOTAL KEENE STATE COLLEGE	309,451,707	139,340,520	(839,156)	8,415,509	146,916,873
<u>GRANITE STATE COLLEGE</u>					
Buildings and Improvements	9,191,993	1,718,995		358,780	2,077,775
Equipment	317,446	163,250	(15,150)	29,623	177,723
TOTAL GRANITE STATE COLLEGE	9,509,439	1,882,245	(15,150)	388,403	2,255,498
<u>TRUSTEES/CHANCELLOR'S OFFICE</u>					
Buildings and Improvements	726,989	671,458	(396,340)	88,377	363,495
Equipment	368,320	-	(9,968,229)	117,006	(9,851,223)
TOTAL TRUSTEES/CHANCELLOR'S OFFICE	1,095,309	671,458	(10,364,569)	205,383	(9,487,728)
<u>UNIVERSITY SYSTEM OF NEW HAMPSHIRE</u>					
Buildings and Improvements	1,834,272,552	781,560,012	(4,778,796)	54,155,437	830,936,653
Equipment	138,117,648	84,557,473	(10,441,624)	11,101,103	85,216,952
TOTAL UNIVERSITY SYSTEM OF NEW HAMPSHIRE	\$ 1,972,390,200	866,117,485	(15,220,420)	65,256,540	916,153,605

*does not include \$92,639 in Asset Retirement Obligation amortization

**UNIVERSITY SYSTEM OF NEW HAMPSHIRE
SUMMARY INVENTORY OF PROPERTY AND EQUIPMENT
AT JUNE 30, 2019**

	UNIVERSITY OF NEW HAMPSHIRE - DURHAM	UNIVERSITY OF NEW HAMPSHIRE AT MANCHESTER	UNIVERSITY OF NEW HAMPSHIRE LAW	PLYMOUTH STATE UNIVERSITY	KEENE STATE COLLEGE	GRANITE STATE COLLEGE	TRUSTEES/ CHANCELLOR'S OFFICE	TOTAL
Property and equipment, net								
Land	\$ 6,288,508		612,831	2,653,196	6,071,919			15,626,454
Instruction and administration buildings	584,095,076	5,468,670	17,596,843	118,887,080	108,970,492	9,191,993	726,989	844,937,143
Auxiliary	446,305,923		432,464	161,069,831	174,491,942			782,300,160
Land improvements	21,504,715		184,344	319,532	1,118,539			23,127,130
Infrastructure	142,031,561		132,040	24,157,649	17,586,869			183,908,119
Equipment	117,327,029	284,948	1,123,791	11,412,249	7,283,865	317,446	368,320	138,117,648
	1,317,552,812	5,753,618	20,082,313	318,499,537	315,523,626	9,509,439	1,095,309	1,988,016,654
Accumulated depreciation	(623,264,488)	(3,228,226)	(10,470,716)	(139,505,532)	(146,916,873)	(2,255,498)	(527,449)	(926,168,782)
	694,288,324	2,525,392	9,611,597	178,994,005	168,606,753	7,253,941	567,860	1,061,847,872
Construction in progress	16,618,392			9,877,266	5,178,743			31,674,401
Improvement in progress	20,779,454		39,315	2,517,160	558,554			23,894,483
Allowance for noncapital amounts in WIP	(2,000,000)			(500,000)	(250,000)			(2,750,000)
Fabricated Projects in progress	2,694,361							2,694,361
Total property and equipment, net	\$ 732,380,531	2,525,392	9,650,912	190,888,431	174,094,050	7,253,941	567,860	1,117,361,117

**UNIVERSITY SYSTEM OF NEW HAMPSHIRE
UNIVERSITY OF NEW HAMPSHIRE - DURHAM
PLANT FUNDS INVENTORY OF PROPERTY AND EQUIPMENT
AT JUNE 30, 2019**

		Year Constructed or Acquired	Year of Most Recent Modification	Investment June 30, 2018	Additions	Deductions	Investment June 30, 2019	Accumulated Depreciation	Net Investment June 30, 2019
<u>LAND AND OUTLYING PROPERTIES</u>									
GRANTOR:									
136 Pine Hill Road, Ossipee	2.00 acres	2016		\$ 1,576			1,576		1,576
256 Mast Rd	0.65 acres	2004		272,152			272,152		272,152
66 Main Street	1.18 acres	2015		2,156,438			2,156,438		2,156,438
8 Spinney Lane	2.21 acres	2017		84,770			84,770		84,770
Abbie Mathes, et al	1.95 acres	1891		1,800			1,800		1,800
Albert Demeritt	1.40 acres	1915		1,000			1,000		1,000
Alberta & Altheda Leith	1.10 acres	1955		928			928		928
Alfred Pinkham	2.00 acres	1891		600			600		600
Alice E. Dudley Farm	110.00 acres	1985		135,000			135,000		135,000
Alpha XI Zeta Associates	3.18 acres	1958 & 1962		6,000			6,000		6,000
Anonymous Gift of Land	80.00 acres	1978		75,000			75,000		75,000
Arthur Teeri	35.00 acres	1934		3,500			3,500		3,500
Arthur W. McDaniel	226.14 acres	1952		1,269			1,269		1,269
Benjamin Thompson	244.55 acres	1890		19,500			19,500		19,500
Bennett Road	4.51 acres	2015		150,206			150,206		150,206
Boston & Maine R.R.	1.57 acres	1912		1			1		1
Boston & Maine R.R.	62.65 acres	1913		1			1		1
Boston & Maine R.R.	5.14 acres	1913		1			1		1
Boston & Maine R.R.	258.18 acres	1923		4,650			4,650		4,650
Boston & Maine R.R.	0.72 acres	1957 & 1960		759			759		759
Camp Inc.	70.00 acres	1967		25,800			25,800		25,800
Carrie E. Drake		1908		300			300		300
Charles E. Hoitt	10.96 acres	1912		10,000			10,000		10,000
Charles M. Dale	336.00 acres	1958		72,009			72,009		72,009
Charles Wentworth Estate	1.50 acres	1945		500			500		500
Chester H. Tecce	0.20 acres	1950		5,033			5,033		5,033
Christopher Morris	70.94 acres	1963		1			1		1
Christopher Morris	4.87 acres	1967		1			1		1
Clark & Alice Stevens	11.00 acres	1943		3,500			3,500		3,500
Clark & Alice Stevens	2.38 acres	1969		10,000			10,000		10,000
Clark & Alice Stevens	1.80 acres	1965		20,000			20,000		20,000
Clark & Alice Stevens	4.95 acres	1967		30,000			30,000		30,000
Clark Property	0.00 acres	1992		140,000			140,000		140,000
D.J. Chase Associates	12.00 acres	1982		200,000			200,000		200,000
Donna & Peter Janetos	0.37 acres	1968		7,650			7,650		7,650
Douglas Woodward	11.40 acres	1982		18,000			18,000		18,000
Dr. Grant Heirs	0.50 acres	1946		1,000			1,000		1,000
Edward A. Mariotti	7.00 acres	1969		11,500			11,500		11,500

**UNIVERSITY SYSTEM OF NEW HAMPSHIRE
UNIVERSITY OF NEW HAMPSHIRE - DURHAM
PLANT FUNDS INVENTORY OF PROPERTY AND EQUIPMENT
AT JUNE 30, 2019**

		Year Constructed or Acquired	Year of Most Recent Modification	Investment June 30, 2018	Additions	Deductions	Investment June 30, 2019	Accumulated Depreciation	Net Investment June 30, 2019
Edward L. Miles	40.00 acres	1935		600			600		600
Edward Russell	1.00 acres	1900		130			130		130
Edward Vaas	0.00 acres	2001		267,300			267,300		267,300
Elsie Underwood Estate		1981		45,000			45,000		45,000
Eugene L. Moore	164.20 acres	1941		8,906			8,906		8,906
Evelyn Browne	5.89 acres	1988		60,000			60,000		60,000
Evelyn Browne	5.00 acres	1996		42,000			42,000		42,000
Frank Morrison	0.30 acres	1942		1,000			1,000		1,000
Fred Davis		1949		1,802			1,802		1,802
Fred E. Jenkins	0.01 acres	1894		1			1		1
George H. Amazeen	65.25 acres	1923		2,750			2,750		2,750
George H. Amazeen	1.00 acres	1891		500			500		500
George H. Amazeen	0.25 acres	1891		220			220		220
George H. Mathes	31.00 acres	1921		3,750			3,750		3,750
George H. Whitcher	0.01 acres	1894		1			1		1
George N. Demeritt	220.00 acres	1969		60,000			60,000		60,000
George P. Demeritt	14.00 acres	1892		240			240		240
Gertrude Burnham	44.50 acres	1986		60,000			60,000		60,000
Gordon & Helen Robinson	0.26 acres	1975		3,505			3,505		3,505
Harold Loveren	5.90 acres	1941		725			725		725
Helen Hamilton		1982		50,000			50,000		50,000
Hilda O'Connell	0.20 acres	1973		22,825			22,825		22,825
Ina E. Thompson	206.47 acres	1971		45,399			45,399		45,399
Ina E. Thompson		1976		26,500			26,500		26,500
Irving W. Hersey	0.20 acres	1971		50,010			50,010		50,010
Ivan C. Weld	83.29 acres	1921		2,200			2,200		2,200
Jasper McDaniels	18.00 acres	1891		1,800			1,800		1,800
John Hoar & Hoar Pond Dam	69.60 acres	1991		24,039			24,039		24,039
John S. Elliott	13.30 acres	1952		3,146			3,146		3,146
Joseph Batcheller	0.20 acres	1965		15,200			15,200		15,200
Kappa Sigma Land	0.00 acres	1994		397,532			397,532		397,532
Katherine Paine	3.38 acres	1931		218			218		218
Lamda Chi Alpha Fraternity	3.25 acres	1965		9,829			9,829		9,829
Leawood Orchards	22.95 acres	1986		200,000			200,000		200,000
Lee L. Rice	0.10 acres	1945		800			800		800
Lee L. Rice	0.50 acres	1942		1,745			1,745		1,745
Lewis Ellison	8.90 acres	1935		1,800			1,800		1,800
Lotta K. Laton	202.60 acres	1967		35,000			35,000		35,000
Lotta K. Laton	1.90 acres	1973		58,000			58,000		58,000
Lotta K. Laton		1972		40,000			40,000		40,000

**UNIVERSITY SYSTEM OF NEW HAMPSHIRE
UNIVERSITY OF NEW HAMPSHIRE - DURHAM
PLANT FUNDS INVENTORY OF PROPERTY AND EQUIPMENT
AT JUNE 30, 2019**

		Year Constructed or Acquired	Year of Most Recent Modification	Investment June 30, 2018	Additions	Deductions	Investment June 30, 2019	Accumulated Depreciation	Net Investment June 30, 2019
Lucien Thompson	7.20 acres	1891		1,127			1,127		1,127
Lucien Thompson	21.00 acres	1897		3,105			3,105		3,105
M. Bechwith	23.00 acres	1996		13,000			13,000		13,000
Margaret L. Whitman	0.24 acres	1969		8,021			8,021		8,021
Marine Research Facility & Pier	0.00 acres	2009		169,191			169,191		169,191
Marion P. Kimball	11.25 acres	1965		1,625			1,625		1,625
Mary Strout	0.22 acres	1943		5,000			5,000		5,000
Mast Road Property	0.00 acres	1993		184,682			184,682		184,682
Mendum's Pond - Burke Land		2000		35,750			35,750		35,750
Merrill & Florence Rowe	24.06 acres	1974		30,000			30,000		30,000
Moses G. Woodman	104.87 acres	1917		3,700			3,700		3,700
Murell & Shirley Thompson	0.25 acres	1969		3,049			3,049		3,049
Nicholas Colovos	0.30 acres	1965		18,247			18,247		18,247
Olive A. Whittier	0.25 acres	1891		250			250		250
Paul & Mary Verrette	0.11 acres	1967		29,000			29,000		29,000
Paul W. & Dorothy Tarr Hobbs	26.50 acres	1980		13,900			13,900		13,900
Philip C. Jones	335.00 acres	1977		90,000			90,000		90,000
Railroad Property	0.00 acres	2006		150,000			150,000		150,000
Robert & Francis Palmer	0.14 acres	1972		25,006			25,006		25,006
Robert & Janet Kelley	0.50 acres	1975		1,006			1,006		1,006
Route 16, Ossipee, NH	0.00 acres	2019			62,252		62,252		62,252
Seth W. Sherburne	17.80 acres	1962		15,620			15,620		15,620
Sinclair Kennedy	60.00 acres	1943		60			60		60
Spruce Hole (capital lease)	0.00 acres	1992		325,711			325,711		325,711
Theodore Neimi	15.00 acres	1934		1,000			1,000		1,000
Theodore Wolff	0.28 acres	1964		4,900			4,900		4,900
Thomas Davis	12.00 acres	1911		200			200		200
Thomas Moiles	4.00 acres	1925		4,640			4,640		4,640
Town of Durham	0.06 acres	1893		1			1		1
Town of Durham	0.58 acres	1971		400			400		400
Waldo I. Sanders	1.00 acres	1953		165			165		165
Walter C. O'Kane	5.45 acres	1959 & 1964		20,000			20,000		20,000
Walter C. O'Kane	110.00 acres	1930		15,828			15,828		15,828
Wesley & Wendell Davis	2.00 acres	1967		15,004			15,004		15,004
Willard N. Corpening		1977		11,750			11,750		11,750
William & Nancy Robinson	0.65 acres	1975		7,900			7,900		7,900
William Cowell		1931		2,500			2,500		2,500
TOTAL LAND AND OUTLYING PROPERTIES				6,226,256	62,252	-	6,288,508	-	6,288,508

INSTRUCTIONAL AND ADMINISTRATIVE BUILDINGS

**UNIVERSITY SYSTEM OF NEW HAMPSHIRE
UNIVERSITY OF NEW HAMPSHIRE - DURHAM
PLANT FUNDS INVENTORY OF PROPERTY AND EQUIPMENT
AT JUNE 30, 2019**

	Year Constructed or Acquired	Year of Most Recent Modification	Investment June 30, 2018	Additions	Deductions	Investment June 30, 2019	Accumulated Depreciation	Net Investment June 30, 2019
1 Leavitt Lane	1975	2018	6,252,434			6,252,434	4,476,608	1,775,826
10 Academic Way (Housing Office)	2008	NA	3,464,462			3,464,462	996,033	2,468,429
10 Pettee Brook Lane	2017	NA	359,634			359,634	99,898	259,736
10 West Edge Drive	1996	2017	1,405,866			1,405,866	1,203,803	202,063
11 Brook Way	1967	2001	264,327		(264,327)	-		-
11 Leavitt Lane - Chem Process	2014	NA	131,920			131,920	29,022	102,898
11 Leavitt Lane - Perpetuity Hall	1996	2009	568,234			568,234	346,775	221,459
11 Leavitt Lane - Rad-Chem Storage	2014	NA	307,812			307,812	56,432	251,380
121 Technology Drive	1994	2019	3,808,703	183,490		3,992,193	1,519,876	2,472,317
18 Waterworks Road	2008	2016	2,088,915			2,088,915	457,554	1,631,361
2 Leavitt Lane	2013	NA	81,584			81,584	21,212	60,372
6 Leavitt Lane	1970	2017	3,117,566			3,117,566	1,536,967	1,580,599
9 Madbury Road	2017	2019	191,809	140,756		332,565	81,531	251,034
Barton Hall	1969	2019	1,884,109	359,453		2,243,562	904,194	1,339,368
Browne Center	1994	2012	736,310			736,310	619,949	116,361
Cable Television Headend Building	1996	1997	1,708,890			1,708,890	1,592,971	115,919
Chase Ocean Engineering	1996	2019	11,510,843	432,922		11,943,765	4,492,375	7,451,390
Child Study & Development Center	1989	2019	959,600	260,119		1,219,719	802,255	417,464
Chiller Plant-McDaniel Drive	2007	2015	7,885,550			7,885,550	3,665,537	4,220,013
Cole Hall	1987	2019	5,101,875	182,703		5,284,578	3,780,490	1,504,088
Conant Hall	1893	2019	2,304,981	1,616,672		3,921,653	1,860,595	2,061,058
Demeritt Hall	2008	2011	19,357,555			19,357,555	9,065,828	10,291,727
Dimond Library	1958	2019	27,685,546	189,805		27,875,351	16,996,715	10,878,636
DPW Grounds and Roads	1985	2019	301,096	832,053		1,133,149	284,065	849,084
DPW Sand/Salt Storage Shed	1995	2013	101,189			101,189	45,297	55,892
Elliott Alumni Center	1976	2019	1,523,622	164,810		1,688,432	1,157,300	531,132
Field House - Athletics	1937	2018	16,954,169			16,954,169	10,731,882	6,222,287
Flow Physics Facility	2011	2015	2,783,293			2,783,293	781,556	2,001,737
Gregg Hall	2001	2018	14,377,476			14,377,476	9,545,834	4,831,642
Hamilton Smith Hall	1907	2019	33,597,080	1,280,698		34,877,778	1,275,899	33,601,879
Hewitt Hall	1893	2019	5,925,584	375,775		6,301,359	5,210,397	1,090,962
Hood House	1931	2019	624,739	2,922,560		3,547,299	551,316	2,995,983
Horton Social Science Center	1966	2019	9,825,673	1,081,327		10,907,000	3,719,991	7,187,009
Huddleston Hall	1919	2016	5,870,992			5,870,992	4,144,435	1,726,557
Jackson Lab	1971	2019	2,042,851	54,531		2,097,382	1,110,528	986,854
James Hall	1930	2015	32,803,821			32,803,821	16,337,240	16,466,581
Keener Dairy Nutrition Building	2006	1018	1,099,128			1,099,128	508,330	590,798
Kendall Hall	1970	2018	3,381,290			3,381,290	1,997,328	1,383,962
Kingman Main Lab	1995	2010	59,336			59,336	40,185	19,151
Kingsbury Hall	2009	2018	57,011,644			57,011,644	28,555,071	28,456,573

**UNIVERSITY SYSTEM OF NEW HAMPSHIRE
UNIVERSITY OF NEW HAMPSHIRE - DURHAM
PLANT FUNDS INVENTORY OF PROPERTY AND EQUIPMENT
AT JUNE 30, 2019**

	Year Constructed or Acquired	Year of Most Recent Modification	Investment June 30, 2018	Additions	Deductions	Investment June 30, 2019	Accumulated Depreciation	Net Investment June 30, 2019
Leavitt Center Maintenance Building	2013	NA	92,917			92,917	24,158	68,759
Leavitt Center Transportation Center	1985	2018	331,514			331,514	257,391	74,123
Madbury Commons	2017	NA	404,596			404,596	63,884	340,712
Marine Pier	2009	2011	12,221,143			12,221,143	4,109,039	8,112,104
McConnell Hall	1967	2016	9,756,817			9,756,817	1,463,081	8,293,736
McLaughlin Hall	2017	NA	59,127			59,127	5,913	53,214
Mendum's Pond Boat House	2011	NA	191,034			191,034	64,952	126,082
Morrill Hall	1902	2008	1,084,783			1,084,783	812,019	272,764
Morse Hall	1985	2019	23,544,616	209,744		23,754,360	19,819,237	3,935,123
Murkland Hall	1927	2014	9,064,732			9,064,732	3,505,059	5,559,673
Nesmith Hall	1893	2019	2,241,739	941,941	(74,552)	3,109,128	1,491,743	1,617,385
Neutron Research Building	2008	NA	212,977			212,977	97,969	115,008
New Castle - Coastal Marine Lab	1989	NA	227,664			227,664	227,664	-
New England Center	1967	2016	3,035,797			3,035,797	1,430,243	1,605,554
New Hampshire Hall	1906	2017	6,930,597			6,930,597	2,681,644	4,248,953
Observatory	2004	2006	60,128			60,128	32,469	27,659
Outer Field Storage Shed	2012	NA	100,428			100,428	18,830	81,598
Parsons Hall	2013	2018	48,820,981			48,820,981	17,396,280	31,424,701
Paul College	2014	2016	50,099,846			50,099,846	6,925,316	43,174,530
Paul Creative Arts Center	1960	2019	10,564,866	314,229	(26,029)	10,853,066	5,811,223	5,041,843
Pettee Hall	1938	2012	5,004,007			5,004,007	3,446,790	1,557,217
President's House	1904	2017	1,576,983			1,576,983	716,949	860,034
Psychology Aviary	2005	NA	82,708			82,708	47,971	34,737
Putnam Hall	1948	2009	495,137			495,137	450,038	45,099
Ritzman Lab	1960	2005	606,838			606,838	481,671	125,167
Rudman Hall	1995	2019	35,813,749	219,389		36,033,138	27,458,533	8,574,605
Service Building	1939	2019	3,018,005	819,626		3,837,631	2,108,265	1,729,366
Smith Hall	1908	2018	4,875,194			4,875,194	3,129,092	1,746,102
Spaulding Hall	1960	2018	6,094,039		(29,846)	6,064,193	3,178,292	2,885,901
Stoke Hall-Administrative Offices	1964	2014	2,188,877			2,188,877	1,690,233	498,644
Taylor Hall	1910	1998	182,008			182,008	176,849	5,159
Thompson Hall	1893	2019	8,721,662	105,485		8,827,147	5,586,235	3,240,912
Transportation Garage	2010	NA	47,593			47,593	18,085	29,508
Veterinary Diagnostic Lab	2016	2017	2,580,603			2,580,603	296,831	2,283,772
Wildcat Stadium - Athletics	2017	2018	25,493,320			25,493,320	2,108,172	23,385,148
Wolff House	1976	2012	209,549		(32,910)	176,639	52,992	123,647
Zais Hall	1948	2014	80,077			80,077	32,039	48,038
Subtotal Instructional and Administrative Buildings excluding Farm Buildings			565,578,159	12,688,088	(427,664)	577,838,583	257,820,425	320,018,158

FARM BUILDINGS

**UNIVERSITY SYSTEM OF NEW HAMPSHIRE
UNIVERSITY OF NEW HAMPSHIRE - DURHAM
PLANT FUNDS INVENTORY OF PROPERTY AND EQUIPMENT
AT JUNE 30, 2019**

	Year Constructed or Acquired	Year of Most Recent Modification	Investment June 30, 2018	Additions	Deductions	Investment June 30, 2019	Accumulated Depreciation	Net Investment June 30, 2019
Burley-Demeritt Hoop Barn	2008	2014	1,555,799			1,555,799	510,171	1,045,628
Burley-Demeritt Organic Dairy Feed	2015	NA	154,744			154,744	27,854	126,890
Burley-Demeritt Swine Facility	1997	NA	34,329			34,329	30,896	3,433
Dairy Teach/Research Complex Cont Shed	1909	1995	46,945			46,945	38,338	8,607
Dairy Teaching and Research Complex	1957	2006	1,535,896			1,535,896	1,469,416	66,480
High Tunnel 05 - Kingman Farm - MS032	2018	NA	97,269			97,269	5,836	91,433
High Tunnel 06 - Kingman Farm - MS033	2018	NA	97,269			97,269	5,836	91,433
High Tunnel 07 - Kingman Farm - MS034	2018	NA	97,269			97,269	5,836	91,433
Highland Farm - AIR MAP	2009	NA	749,479			749,479	314,781	434,698
Kingman New Barn	1994	NA	48,958			48,958	48,958	-
Kingman Small Barn	2016	NA	32,795			32,795	4,591	28,204
Macfarlane Greenhouse	1928	2016	1,037,817			1,037,817	1,002,501	35,316
Skogland Livestock Activity Center	1978	2012	134,021			134,021	88,801	45,220
Smith Equine Center	1980	2016	459,644			459,644	364,037	95,607
Tirril Light Horse Stable	1969	1997	29,746			29,746	26,772	2,974
TSAS Sawmill	2010	NA	103,413			103,413	39,297	64,116
Woodman Horticultural Barn	2012	NA	41,100			41,100	12,330	28,770
Subtotal Farm Buildings			6,256,493	-	-	6,256,493	3,996,251	2,260,242
TOTAL INSTRUCTIONAL AND ADMINISTRATIVE BUILDINGS			571,834,652	12,688,088	(427,664)	584,095,076	261,816,676	322,278,400
<u>AUXILIARY ENTERPRISES</u>								
Adams Tower	1989	2018	14,911,495			14,911,495	12,442,295	2,469,200
Alexander Hall	1951	2015	1,595,569			1,595,569	1,375,721	219,848
Babcock House	1967	2018	3,266,931		(44,341)	3,222,590	2,151,756	1,070,834
Christensen Hall	1969	2011	5,471,349			5,471,349	5,039,721	431,628
Congreve Halls	1920	2018	17,355,885			17,355,885	6,295,875	11,060,010
Devine Hall	1966	2017	2,887,240			2,887,240	2,202,273	684,967
Dimond Library - Zeke's Cafe	2013	NA	39,686			39,686	10,318	29,368
Dorm Emergency Telephones	1993	1994	70,725		(36,708)	34,017	34,016	1
Dorm Heat Lines	1993	2014	550,815		(49,482)	501,333	286,650	214,683
Dorm Sprinklers	1993	NA	363,579			363,579	363,579	-
Eaton House	1974	2015	126,622			126,622	36,545	90,077
Engelhardt Hall	1946	2010	1,645,122			1,645,122	1,096,548	548,574
Fairchild Hall	1916	2011	8,972,608			8,972,608	2,367,462	6,605,146
Field House - Athletics	1937	2011	594,636			594,636	240,159	354,477
Field House - Campus Recreation	1937	2011	1,334,158			1,334,158	375,691	958,467
Forest Park Apartments	1961	2010	3,903,869			3,903,869	2,983,910	919,959
Forest Park Bldgs 18-20	1961	2016	330,875			330,875	46,323	284,552
Gables Building A	1991	2019	2,766,398	134,782		2,901,180	498,533	2,402,647

**UNIVERSITY SYSTEM OF NEW HAMPSHIRE
UNIVERSITY OF NEW HAMPSHIRE - DURHAM
PLANT FUNDS INVENTORY OF PROPERTY AND EQUIPMENT
AT JUNE 30, 2019**

	Year Constructed or Acquired	Year of Most Recent Modification	Investment June 30, 2018	Additions	Deductions	Investment June 30, 2019	Accumulated Depreciation	Net Investment June 30, 2019
Gables Building B	1991	2019	2,596,472	708,544		3,305,016	475,816	2,829,200
Gables Building C	1991	2019	58,282,389	134,782	(46,335)	58,370,836	28,550,068	29,820,768
Gables Community Center	1991	2016	27,480			27,480	3,847	23,633
Gables North	1991	2016	89,313			89,313	12,504	76,809
Gibbs Hall	1946	2018	1,801,377			1,801,377	1,116,997	684,380
Haaland Hall	2008	2018	52,539,970			52,539,970	14,524,505	38,015,465
Hall House	1974	2015	40,667			40,667	7,320	33,347
Hamel Recreation Center	1954	2019	35,232,361	1,057,324		36,289,685	2,633,794	33,655,891
Hamel Recreation Center - Whittemore Arena	1995	2019	34,533,342	198,878		34,732,220	25,205,142	9,527,078
Hamel Recreation Center - Whittemore Arena (Athletics)	1995	2017	1,452,398			1,452,398	590,055	862,343
Health Services Center	1989	2019	4,181,587	869,363		5,050,950	3,588,577	1,462,373
Hetzel Hall	1927	2019	1,626,758	148,000	(33,046)	1,741,712	1,330,905	410,807
Hitchcock Hall	1959	2017	503,685		(42,282)	461,403	122,357	339,046
Holloway Commons	2003	2018	42,321,168			42,321,168	12,305,827	30,015,341
Housing - Security Access	1996	1997	1,386,295			1,386,295	1,301,816	84,479
Housing Fire Alarm	2011	NA	809,320			809,320	171,981	637,339
Hubbard Hall	1967	2016	2,647,260			2,647,260	2,227,151	420,109
Hunter Hall	1946	2018	1,799,723			1,799,723	1,142,524	657,199
Jessie Doe Hall	1963	2016	1,399,266			1,399,266	1,191,381	207,885
Kingsbury Hall - Coffee House	2008	NA	57,843			57,843	26,608	31,235
Lord Hall	1958	2015	1,809,800			1,809,800	1,558,597	251,203
Marston Hall	1974	2015	40,667			40,667	7,320	33,347
McLaughlin Hall	1955	2015	1,367,585			1,367,585	1,218,594	148,991
Memorial Union Building	1957	2019	14,737,347	587,931		15,325,278	9,276,227	6,049,051
Mills Hall	2002	2018	25,426,999			25,426,999	10,366,667	15,060,332
Mini Dorms	1955	2012	4,193,510			4,193,510	3,454,337	739,173
New England Center	1967	2013	5,572,526			5,572,526	4,811,010	761,516
Outdoor Pool Filter House	1993	NA	105,968			105,968	105,968	-
Parking and Transit Service Center	1994	2015	316,726			316,726	201,568	115,158
Philbrook Hall	1969	2019	16,733,787	1,025,957		17,759,744	7,855,535	9,904,209
Randall Hall	1959	2017	4,823,456			4,823,456	4,019,701	803,755
Residence Hall Improvements	2009	2010	888,581			888,581	359,361	529,220
Richardson House	1974	2015	40,667			40,667	7,320	33,347
Sawyer Hall	1951	2017	2,852,255		(26,497)	2,825,758	1,734,841	1,090,917
Scott Hall	1933	2015	2,913,527			2,913,527	1,915,730	997,797
Stillings Hall	1963	2019	15,206,287	300,147		15,506,434	7,018,103	8,488,331
Stoke Hall - Residence	1964	2019	5,958,621	655,141		6,613,762	4,843,537	1,770,225
Telecommunications Center	1968	2016	6,344,407			6,344,407	5,351,550	992,857
Train Station and Dairy Bar	1965	2011	1,040,325			1,040,325	446,192	594,133
Williamson Hall	1970	2014	5,764,449			5,764,449	5,105,311	659,138

**UNIVERSITY SYSTEM OF NEW HAMPSHIRE
UNIVERSITY OF NEW HAMPSHIRE - DURHAM
PLANT FUNDS INVENTORY OF PROPERTY AND EQUIPMENT
AT JUNE 30, 2019**

	Year Constructed or Acquired	Year of Most Recent Modification	Investment June 30, 2018	Additions	Deductions	Investment June 30, 2019	Accumulated Depreciation	Net Investment June 30, 2019
Woodside Apartments A-C	1984	2019	323,744	120,074		443,818	47,726	396,092
Woodside Apartments D-F	1984	2019	323,744	120,074		443,818	47,726	396,092
Woodside Apartments G-I	1984	2019	430,727	120,074		550,801	62,703	488,098
Woodside Apartments J-L	1984	2019	430,727	120,074		550,801	62,703	488,098
Woodside Apartments M-O	1984	2019	432,024	120,074		552,098	28,323	523,775
Woodside Apartments P-R	1984	2019	487,176	120,074		607,250	31,632	575,618
Woodside Apt Community Building	1984	2019	11,756,993	120,074		11,877,067	8,885,563	2,991,504
Woodside Apt Complex	1984	2018	84,386			84,386	35,442	48,944
TOTAL AUXILIARY ENTERPRISES			439,923,247	6,661,367	(278,691)	446,305,923	213,235,837	233,070,086
LAND IMPROVEMENTS								
Bremner Field Replacement	2012	NA	667,722			667,722	200,317	467,405
Campus Signs, Fences, Walks, Tracks	1993	NA	33,094		(33,094)	-		-
College Brook Ravine	2015	NA	91,111			91,111	16,400	74,711
Conant Square	2015	NA	376,959			376,959	67,853	309,106
Dressage Rings	1994	NA	32,782			32,782	32,782	-
Field House - Athletics - Artificial Turf Fields	2003	2004	2,854,292			2,854,292	1,872,431	981,861
Field House - Athletics - Athletic Fields	1993	2005	128,923		(32,160)	96,763	56,123	40,640
Field House - Athletics - Atkins Track	2003	NA	2,199,728			2,199,728	1,451,820	747,908
Field House - Athletics - Wildcat Stadium Scoreboard	1993	NA	34,243		(34,243)	-		-
Field House - Athletics - Wildcat Stadium	1986	2017	3,031,009			3,031,009	552,802	2,478,207
Field House - Athletics - Memorial Field	2013	NA	38,100			38,100	9,906	28,194
Field House - Athletics - Mooradian Turf Field	2008	2018	1,474,303			1,474,303	221,145	1,253,158
Field House - Campus Recreation - Lower Field	2009	NA	121,170			121,170	50,891	70,279
Great Lawn Flag and Monument	2012	NA	136,695			136,695	41,009	95,686
Hamel Recreation - Rugby Field	2002	NA	30,393			30,393	21,275	9,118
Hamel Recreation - Tennis Court	1987	2013	360,411			360,411	334,829	25,582
Javelin Approach -Lower Field	2011	NA	36,566			36,566	12,432	24,134
Kingsbury Courtyard	2015	NA	121,656			121,656	21,898	99,758
Landscape Tree Upgrade	2002	NA	48,771			48,771	34,140	14,631
Leavitt Center Entrance Culvert	2015	NA	53,963			53,963	9,713	44,250
Main Street Fencing for Equine	2017	NA	99,598			99,598	9,960	89,638
Memorial Field	2015	NA	630,009			630,009	113,402	516,607
Outdoor Pool	2017	2018	6,244,809			6,244,809	505,356	5,739,453
Outer Field - Power Infrastr/Lights	2010	2011	2,085,620			2,085,620	492,724	1,592,896
Ravine Culvert	2017	NA	93,032			93,032	9,303	83,729
Williamson Christensen Landscaping	2018	NA	379,701			379,701	22,782	356,919
Williamson Basketball Court	2018	NA	132,279			132,279	7,937	124,342
Woodside Apt Community Building Landscaping	1994	NA	67,273			67,273	67,273	-
TOTAL LAND IMPROVEMENTS			21,604,212	-	(99,497)	21,504,715	6,236,503	15,268,212

**UNIVERSITY SYSTEM OF NEW HAMPSHIRE
UNIVERSITY OF NEW HAMPSHIRE - DURHAM
PLANT FUNDS INVENTORY OF PROPERTY AND EQUIPMENT
AT JUNE 30, 2019**

	Year Constructed or Acquired	Year of Most Recent Modification	Investment June 30, 2018	Additions	Deductions	Investment June 30, 2019	Accumulated Depreciation	Net Investment June 30, 2019
INFRASTRUCTURE								
Miscellaneous Improvements								
CNG Fueling Station	2009	2018	1,087,092			1,087,092	351,656	735,436
Code Compliances	1996	1999	570,778			570,778	506,532	64,246
Cycle Storage	2000	NA	31,624			31,624	24,666	6,958
Data Lines	1999	NA	1,155,994			1,155,994	947,915	208,079
DOT Shelter and Lighting	2005	NA	114,810			114,810	66,590	48,220
Electronic Campus Initiative	1997	NA	84,593			84,593	76,133	8,460
Elevator Code	1993	NA	35,000		(35,000)	-		-
Emergency Phones	2004	NA	180,256			180,256	111,759	68,497
Emergency Response Command	2008	NA	56,557			56,557	26,016	30,541
Energy Conservation	1999	2000	230,111			230,111	185,864	44,247
Energy Conservation Measures	2008	NA	96,491			96,491	44,386	52,105
Hazardous Material Shed	1996	NA	105,097			105,097	98,791	6,306
Kingsbury Hall CEPS Network	1950	1994	75,459		(51,819)	23,640	23,640	-
Master Plan	2014	NA	278,154			278,154	278,154	-
PCB Transformer	1993	1994	287,823		(51,237)	236,586	236,586	-
Railroad Underpass Project and Platform	1999	2005	318,668			318,668	231,152	87,516
Ravine - High Tension Wires	2000	NA	125,000			125,000	97,500	27,500
Roof Systems	2005	NA	247,842			247,842	143,748	104,094
UNH Security Alert System	2008	NA	30,984			30,984	14,252	16,732
Wildcat Stadium Video Board - Athletics	2017	NA	972,119			972,119	243,029	729,090
Wiswall Dam Impoundment Gauge	2012	NA	30,480			30,480	9,144	21,336
Subtotal Miscellaneous Improvements			6,114,932	-	(138,056)	5,976,876	3,717,513	2,259,363
Roads, Sidewalks and Parking Lots								
1 Leavitt Lane Loading Dock Area Paving	2017	NA	68,315			68,315	6,832	61,483
10 West Edge Drive	2014	NA	130,271			130,271	28,660	101,611
11 Brook Way	2015	NA	306,958			306,958	55,252	251,706
Academic Way	2015	NA	66,144			66,144	11,906	54,238
ADA Curb Cuts	2002	NA	40,563			40,563	28,394	12,169
Adam's Point Road	2013	NA	447,144			447,144	116,257	330,887
Alexander Hall Walkways	2012	NA	68,536			68,536	20,561	47,975
Alumni Center Parking Lot	2011	NA	523,348			523,348	177,938	345,410
Ballard Street	2013	NA	271,090			271,090	70,483	200,607
Brook Way	2012	NA	71,537			71,537	21,461	50,076
Burley Demeritt Farm Paving Project	2014	NA	52,240			52,240	11,493	40,747
Bus Pullout & Shelter	2018	NA	139,407			139,407	8,364	131,043
Campus Paving	2002	2006	336,873			336,873	220,114	116,759

**UNIVERSITY SYSTEM OF NEW HAMPSHIRE
UNIVERSITY OF NEW HAMPSHIRE - DURHAM
PLANT FUNDS INVENTORY OF PROPERTY AND EQUIPMENT
AT JUNE 30, 2019**

	Year Constructed or Acquired	Year of Most Recent Modification	Investment June 30, 2018	Additions	Deductions	Investment June 30, 2019	Accumulated Depreciation	Net Investment June 30, 2019
Campus Site Improvements	1994	NA	259,814			259,814	259,814	-
Child Study & Development Center	2010	NA	78,248			78,248	29,734	48,514
College Road	2004	2015	840,877			840,877	257,161	583,716
College/Demeritt Road	1993	NA	179,516		(179,516)	-		-
Dell Walkways	2011	2012	217,630			217,630	71,859	145,771
Durham Fire Dept Staging Area Paving	2007	NA	43,827			43,827	21,914	21,913
Electrical Outlets for Bus Parking	2012	NA	34,080			34,080	10,224	23,856
Equine Buildings Paving	2017	NA	62,566			62,566	6,257	56,309
Exterior Stairs	2006	NA	90,371			90,371	48,800	41,571
Fairchild Dairy Complex Paving	2016	NA	122,613			122,613	17,166	105,447
Field House Exterior Stairs	2017	NA	190,000			190,000	19,000	171,000
Field House Front Entry Paving - Athletics	2016	NA	499,647			499,647	69,950	429,697
Hamilton Smith Hall Walkways	2012	NA	54,834			54,834	16,450	38,384
Hewitt Entrance	2016	NA	47,795			47,795	6,691	41,104
Hood House Drive / Retaining Wall	2011	NA	212,883			212,883	72,380	140,503
Horse Barn Parking Lot	2005	NA	30,524			30,524	17,704	12,820
Horton-Randall Walkway Repair	2013	NA	46,000			46,000	11,960	34,040
Kingsbury Entrance Stairs	2016	2017	290,738			290,738	33,388	257,350
Kingsbury Lot Modifications	2009	NA	84,928			84,928	35,670	49,258
Kingsbury to Arts Walkway	2018	NA	76,651			76,651	4,599	72,052
Library Way	1993	2010	829,045		(63,317)	765,728	318,505	447,223
Lot A	2000	2014	80,997			80,997	37,088	43,909
Lot C - Mill Road Entrance	2015	NA	28,708			28,708	5,167	23,541
Lot E	2008	NA	214,007			214,007	98,443	115,564
Lot G/G1	2011	NA	171,197			171,197	58,207	112,990
Lower Quad	1993	NA	171,937		(171,937)	-		-
Main Street	2000	2015	3,777,693			3,777,693	1,530,212	2,247,481
Main Street/Mast Road Paving	1994	NA	184,996			184,996	184,996	-
Mast Road Extension	2007	NA	112,728			112,728	56,364	56,364
Mast Road Lot Paving	1992	2006	488,143			488,143	263,597	224,546
Mast Road Sidewalk at Cole	2009	NA	29,225			29,225	12,275	16,950
McDaniel Drive Relocation	2005	NA	1,220,553			1,220,553	707,921	512,632
Memorial Union Building	2006	NA	380,576			380,576	205,511	175,065
Memorial Union Building Ravine Ramp	2008	NA	44,548			44,548	20,492	24,056
Mitchell Way Paving	2006	NA	120,136			120,136	64,873	55,263
Morse Circle Bike Racks	2016	NA	45,273			45,273	15,846	29,427
Morse Parking Lot to S Drive Stairway	2015	NA	47,632			47,632	8,574	39,058
North Drive Reconstruction and Roundabout	2011	NA	274,920			274,920	93,473	181,447
Parking Lot Improvements	2012	2013	1,036,480			1,036,480	295,321	741,159
Parking Meter Upgrade	2004	NA	116,029			116,029	71,938	44,091

**UNIVERSITY SYSTEM OF NEW HAMPSHIRE
UNIVERSITY OF NEW HAMPSHIRE - DURHAM
PLANT FUNDS INVENTORY OF PROPERTY AND EQUIPMENT
AT JUNE 30, 2019**

	Year Constructed or Acquired	Year of Most Recent Modification	Investment June 30, 2018	Additions	Deductions	Investment June 30, 2019	Accumulated Depreciation	Net Investment June 30, 2019
Paving	1991	1993	97,046		(97,046)	-		-
Pedestrian Footbridge Repairs	2011	2012	241,411			241,411	77,597	163,814
Quad Way Utility Pit Cover Replacement	2014	NA	308,643			308,643	67,902	240,741
Railroad Depot Roundabout	2009	NA	31,273			31,273	13,135	18,138
Rugby Field Parking Area	1999	NA	70,646			70,646	57,930	12,716
Sidewalks and Curbs	1993	2011	133,819		(40,839)	92,980	31,613	61,367
Signs - Campus Wayfinding and Building	2018	2019	162,117	158,493		320,610	12,897	307,713
Southern Underpass	2008	2009	8,541,037			8,541,037	3,911,090	4,629,947
Stair Replacement	1993	NA	154,659		(154,659)	-		-
Stairs-Walkways Main St to Field House	2016	NA	153,727			153,727	21,522	132,205
Stoke Parking Lot	2015	NA	29,375			29,375	5,288	24,087
Strafford Avenue - Sidewalk	2007	2017	133,702			133,702	43,237	90,465
Thompson Hall Road and Parking	1995	NA	50,019			50,019	49,019	1,000
Thompson Hall/Great Lawn Sidewalk Replacement	2016	NA	39,650			39,650	5,551	34,099
Utility Pit - Acadmic Way - McConnell	2015	NA	130,535			130,535	23,496	107,039
Visitor Center Parking Lot	1993	NA	199,214		(199,214)	-		-
Walkway - Main St to Demeritt Hall	2014	NA	90,000			90,000	19,800	70,200
Walkway -Lighting Hubbard to Philbrook	2013	NA	81,065			81,065	21,077	59,988
West Edge Parking Lot	1998	2015	1,603,093			1,603,093	1,119,641	483,452
West Edge Road Entrance Rep	2010	NA	48,067			48,067	18,265	29,802
Willamson Drive	2007	NA	89,040			89,040	44,520	44,520
Williamson & Christiansen Parking Lot	2015	NA	46,858			46,858	8,434	38,424
Woodside Parking Lot	2011	NA	145,769			145,769	49,561	96,208
Total Roads, Sidewalks and Parking Lots			27,941,556	158,493	(906,528)	27,193,521	11,438,814	15,754,707
Heating and Electrical Improvements								
Academic Way Heat Lines	2015	NA	214,797			214,797	38,663	176,134
Campus Heating Pipes	1994	NA	153,765			153,765	153,765	-
Campus HVAC Systems	2006	NA	94,957			94,957	51,277	43,680
Campus Lighting	1993	2005	229,324		(93,936)	135,388	112,137	23,251
Campus Power Supply	1993	NA	32,379		(32,379)	-		-
Circuit 11-12 Loop & Sector Cabinet	2018	NA	389,061			389,061	23,344	365,717
College Road Utilities Expansion	2004	NA	37,930			37,930	23,517	14,413
Combined Heat and Power Plant	1983	2019	31,670,264	65,485		31,735,749	16,365,086	15,370,663
Conant Utility Pit	2016	NA	357,863			357,863	50,101	307,762
Congreve to Hamilton-Smith Steam Line	2012	2013	652,659			652,659	193,716	458,943
Congreve Utility Line	2018	NA	297,952			297,952	17,877	280,075
Congreve Utility Pit	2018	NA	168,997			168,997	10,140	158,857
Data Center A/C Upgrade	2011	NA	103,176			103,176	35,080	68,096
DFD Generator Replacement	2011	NA	35,486			35,486	12,065	23,421
Edgewood Drive - HHW Lines	2017	NA	258,742			258,742	25,874	232,868

**UNIVERSITY SYSTEM OF NEW HAMPSHIRE
UNIVERSITY OF NEW HAMPSHIRE - DURHAM
PLANT FUNDS INVENTORY OF PROPERTY AND EQUIPMENT
AT JUNE 30, 2019**

	Year Constructed or Acquired	Year of Most Recent Modification	Investment June 30, 2018	Additions	Deductions	Investment June 30, 2019	Accumulated Depreciation	Net Investment June 30, 2019
Electrical Distribution Lines	2008	NA	59,492			59,492	27,366	32,126
Electrical Grid - Upgrade Circuit 11	2019	NA	-	237,684		237,684	4,754	232,930
Emergency Generator	2000	NA	48,328			48,328	37,696	10,632
Fuel Tanks	2005	NA	95,219			95,219	55,227	39,992
Haaland-Philbrook Steam Ln Connection	2013	NA	29,544			29,544	7,681	21,863
HHW Replace HWSL0148 to HWRL0148	2019	NA	-	178,779		178,779	3,576	175,203
High Voltage Circuit	2019	NA	-	122,120		122,120	2,442	119,678
High Voltage Circuit 12 Ext - Loop	2018	NA	569,330			569,330	34,160	535,170
High Voltage Transformer by MUB	2017	NA	100,370			100,370	10,037	90,333
Holloway-Huddleson Utility Tunnel	2013	NA	1,397,647			1,397,647	363,388	1,034,259
Main St. Piping by Congreve	2017	NA	277,205			277,205	27,720	249,485
Main St Substation Transformer	2016	NA	264,036			264,036	36,965	227,071
Main St. Utility Pipe	2008	2010	1,271,807			1,271,807	512,545	759,262
Main St. Utility Tunnel by T-Hall	2017	2019	233,225	145,561		378,786	26,234	352,552
McDaniel Drive Steam Line	2017	NA	732,183			732,183	73,218	658,965
McDaniel Drive Steam Vault	2015	2016	424,857			424,857	70,627	354,230
Mills to Fairchild Steam Line	2016	NA	312,733			312,733	43,783	268,950
Memorial Union Building Ravine Heat & Electrical	2018	2019	1,368,461	121,460		1,489,921	84,537	1,405,384
NH Hall to Heat Plant Steam Line	2012	2013	1,001,256			1,001,256	297,278	703,978
Northwest Heat Plant	2019	NA	-	2,690,700		2,690,700	44,845	2,645,855
Power Distribution Systems	2012	NA	68,728			68,728	20,618	48,110
Power Substations	1993	NA	37,925		(37,925)	-		-
Quad Way Heating Line	2015	2016	820,717			820,717	142,074	678,643
Quad Way Utility Infrastructure	2017	2018	3,220,590			3,220,590	304,564	2,916,026
Ravine Electrical Circuit 11B Extension	2017	NA	165,841			165,841	16,584	149,257
Spaulding/PCAC Heat Tunnel	2011	NA	151,807			151,807	51,614	100,193
Steam Tunnel Upgrades	2009	NA	715,375			715,375	300,458	414,917
UNH Ecoline	2010	2014	50,973,157			50,973,157	24,123,883	26,849,274
Utilities Expansion	1999	2010	630,643			630,643	473,127	157,516
Utility Distribution - College Rd to Nesmith	2019	NA	-	664,329		664,329	13,287	651,042
Utility Heat System Upgrades - PCB	2013	NA	146,535			146,535	38,099	108,436
Utility HHW Replace HVT056 to HVT059	2019	NA	-	1,190,286		1,190,286	23,806	1,166,480
Utility Tunnel - Repairs Main Heating Loop	2000	NA	244,722			244,722	190,884	53,838
Utility Tunnel Repairs - Heat	2013	NA	81,095			81,095	21,085	60,010
Total Heating and Electrical Improvements			100,140,180	5,416,404	(164,240)	105,392,344	44,596,804	60,795,540
Water Systems								
College Brook Interceptor	2003	NA	262,102			262,102	172,988	89,114
College Road Water Main	2014	NA	313,670			313,670	69,007	244,663
Hydrant & Water Lines	1994	NA	26,816			26,816	26,816	-
Lamprey Hard Pipe	2003	NA	600,000			600,000	396,000	204,000

**UNIVERSITY SYSTEM OF NEW HAMPSHIRE
UNIVERSITY OF NEW HAMPSHIRE - DURHAM
PLANT FUNDS INVENTORY OF PROPERTY AND EQUIPMENT
AT JUNE 30, 2019**

	Year Constructed or Acquired	Year of Most Recent Modification	Investment June 30, 2018	Additions	Deductions	Investment June 30, 2019	Accumulated Depreciation	Net Investment June 30, 2019
Main Street Water Line	2015	NA	47,398			47,398	8,532	38,866
Rollins Water Treatment Building	1998	2016	362,950			362,950	212,908	150,042
Storm Drain Repair & Replace	2012	2013	66,671			66,671	18,981	47,690
Utility Tunnel Repairs - Water	2008	2009	258,025			258,025	115,202	142,823
Water Mains	1994	2013	192,950			192,950	81,983	110,967
Water Treatment Building B	1984	2005	346,057			346,057	236,072	109,985
West End Catch Basin	2011	NA	25,335			25,335	8,614	16,721
Total Water Systems			2,501,974	-	-	2,501,974	1,347,103	1,154,871
Sewerage Systems								
Gregg & Ritzman Sewer	2019	NA		119,545		119,545	2,391	117,154
Hamilton Smith Sewer	2018	NA	112,180			112,180	6,731	105,449
Mill Road Sewer	2017	NA	86,166			86,166	8,617	77,549
PCAC Drainage Modifications	2016	NA	102,451			102,451	14,343	88,108
Quad Way Sewer Line	2017	NA	347,087			347,087	34,709	312,378
Rosemary Lane Sewer	2003	NA	92,235			92,235	60,875	31,360
Sewerage System - Upgrade	2008	NA	107,182			107,182	49,304	57,878
Total Sewerage Systems			847,301	119,545		966,846	176,970	789,876
TOTAL INFRASTRUCTURE			137,545,943	5,694,442	(1,208,824)	142,031,561	61,277,204	80,754,357
TOTAL PROPERTY			1,177,134,310	25,106,149	(2,014,676)	1,200,225,783	542,566,220	657,659,563
DEPARTMENTAL INVENTORY OF EQUIPMENT			106,242,493	11,659,400	(574,864)	117,327,029	80,698,268	36,628,761
TOTAL UNIVERSITY OF NEW HAMPSHIRE - DURHAM			\$ 1,283,376,803	36,765,549	(2,589,540)	1,317,552,812	623,264,488	694,288,324

**UNIVERSITY SYSTEM OF NEW HAMPSHIRE
UNIVERSITY OF NEW HAMPSHIRE AT MANCHESTER
PLANT FUNDS INVENTORY OF PROPERTY AND EQUIPMENT
AT JUNE 30, 2019**

	Year Constructed or Acquired	Year of Most Recent Modification	Investment June 30, 2018	Additions	Deductions	Investment June 30, 2019	Accumulated Depreciation	Net Investment June 30, 2019
<u>INSTRUCTIONAL AND ADMINISTRATIVE BUILDINGS</u>								
Pandora Building	2013	2019	\$ 5,386,032	82,638		5,468,670	3,056,305	2,412,365
TOTAL INSTRUCTIONAL AND ADMINISTRATIVE BUILDINGS			5,386,032	82,638	-	5,468,670	3,056,305	2,412,365
TOTAL PROPERTY			5,386,032	82,638	-	5,468,670	3,056,305	2,412,365
DEPARTMENTAL INVENTORY OF EQUIPMENT			244,758	47,339	(7,149)	284,948	171,921	113,027
TOTAL UNIVERSITY OF NEW HAMPSHIRE AT MANCHESTER			\$ 5,630,790	129,977	(7,149)	5,753,618	3,228,226	2,525,392

**UNIVERSITY SYSTEM OF NEW HAMPSHIRE
UNIVERSITY OF NEW HAMPSHIRE SCHOOL OF LAW
PLANT FUNDS INVENTORY OF PROPERTY AND EQUIPMENT
AT JUNE 30, 2019**

	Year Constructed or Acquired	Year of Most Recent Modification	Investment June 30, 2017	Additions	Deductions	Investment June 30, 2018	Accumulated Depreciation	Net Investment June 30, 2018
<u>LAND AND OUTLYING PROPERTIES</u>								
GRANTOR:								
2 White Street	2000		612,831			612,831		612,831
TOTAL LAND AND OUTLYING PROPERTIES			612,831	-	-	612,831	-	612,831
<u>INSTRUCTIONAL AND ADMINISTRATIVE BUILDINGS</u>								
10 White Street	1993	2007	269,404			269,404	239,534	29,870
2 White Street	1993	2018	17,327,439			17,327,439	8,815,713	8,511,726
TOTAL INSTRUCTIONAL AND ADMINISTRATIVE BUILDINGS			17,596,843	-	-	17,596,843	9,055,247	8,541,596
<u>AUXILIARY</u>								
10 Blanchard Street	1993	2004	34,400			34,400	31,365	3,035
12 White Street	1994	2004	184,226			184,226	170,956	13,270
14 White Street	1994	2004	184,227			184,227	170,956	13,271
25 Essex Street	1993	1996	29,611			29,611	23,195	6,416
TOTAL AUXILIARY			432,464	-	-	432,464	396,472	35,992
<u>LAND IMPROVEMENTS</u>								
Landscaping	2012	NA	184,344			184,344	92,172	92,172
TOTAL LAND IMPROVEMENTS			184,344	-	-	184,344	92,172	92,172
<u>INFRASTRUCTURE</u>								
Roads, Sidewalks and Parking Lots								
76-84 Washington Parking Lot	1988	NA	132,040			132,040	132,040	-
Total Roads, Sidewalks and Parking Lots			132,040	-	-	132,040	132,040	-
TOTAL INFRASTRUCTURE			132,040	-	-	132,040	132,040	-
TOTAL PROPERTY			18,958,522	-	-	18,958,522	9,675,931	9,282,591
DEPARTMENTAL INVENTORY OF EQUIPMENT			1,239,885	47,807	(163,901)	1,123,791	794,785	329,006
TOTAL UNIVERSITY OF NEW HAMPSHIRE SCHOOL OF LAW			\$ 20,198,407	47,807	(163,901)	20,082,313	10,470,716	9,611,597

**UNIVERSITY SYSTEM OF NEW HAMPSHIRE
PLYMOUTH STATE UNIVERSITY
PLANT FUND INVENTORY OF PROPERTY AND EQUIPMENT
AT JUNE 30, 2019**

	Year Constructed or Acquired	Year of Most Recent Modification	Investment June 30, 2018	Additions	Deductions	Investment June 30, 2019	Accumulated Depreciation	Net Investment June 30, 2019
<u>LAND AND OUTLYING PROPERTIES</u>								
<u>GRANTOR:</u>								
1 High Street	2002		\$ 249,900			249,900		249,900
140 Main Street	2000		110,739			110,739		110,739
32 North River Str. Holderness, NH	2012		132,000			132,000		132,000
38 North River Street	2014		133,380			133,380		133,380
41 North River Street	2014		150,162			150,162		150,162
8 North River Street	2014		177,747			177,747		177,747
Alpa Theta # 467	1972		12,859			12,859		12,859
Art Annex # 434	1987		77,500			77,500		77,500
Arthur Wadleigh - 475 MSA	1965		31,532			31,532		31,532
Athletic Field	1963		53,897			53,897		53,897
Barbara Dearborn - Athletic Field	1971		1,548			1,548		1,548
Bennett Road	2015		150,000			150,000		150,000
College Union #432	1991		293,780			293,780		293,780
D. & M. Drouin - 402 Hyde	1968		18,939			18,939		18,939
David & Patricia Straw - 402 Hyde	1969		11,287			11,287		11,287
E.B. Crowell - Student Apartments	1970		70,780			70,780		70,780
Eliza J. Brown - MSA Parking	1970		12,225			12,225		12,225
F.W. Burr, et al - Athletic Field	1969		12,949			12,949		12,949
Flanders & Loomis Appraisal	1971		450			450		450
Floyd M. & Viola Brown - 402 Hyde	1969		14,800			14,800		14,800
Frances Sargent - Hyde Parking	1968		7,835			7,835		7,835
Halston Lenentine - Athletic Field	1971		3,112			3,112		3,112
Harold E. & Olga B. Haley - 401 PE Center	1969		12,811			12,811		12,811
Harry E. & Amelia S. Welch - Delta Zeta	1969		12,500			12,500		12,500
Harry Welch - lot 22 River Street	1967		3,571			3,571		3,571
Holderness School for Boys - Athletic Field	1971		4,196			4,196		4,196
J.A. Campbell & Margaret Bezanson - 402 Hyde	1968		17,309			17,309		17,309
John & Ruth Noseworthy - Parking Lot	1968		3,662			3,662		3,662
John W. & Martha H Chapman - Art Annex Parking	1971		7,715			7,715		7,715
Joseph Cottone - Southside of Merrill St.	1987		24,900			24,900		24,900
Kappa Delta Phi # 470	1969		14,259			14,259		14,259
Langdon Park (From State of N.H. 7/1/63)	1916-1930		22,000			22,000		22,000
Laura E. Bennett - Pemi Parking	1965		21,453			21,453		21,453
Lee & Alida Buckland 432 CUB	1970		23,486			23,486		23,486
Lester G. & Lorraine Blake - 402 Hyde	1971		22,864			22,864		22,864
Main Campus (From State of N.H.7/1/63)	1916-1930		332,191			332,191		332,191
Merle Bailey - 450 Belknap	1967		17,456			17,456		17,456
Michael A. & Lenore F. Hunter-Bagley House #415	1975		42,750			42,750		42,750
Mildred McGough - Parking Lot	1965		6,151			6,151		6,151
Norma B. & Agnes D. Glidden - 402 Hyde	1976		24,000			24,000		24,000
O'Leary Property - 6 Pleasant Street	2000		84,683			84,683		84,683
One Armory Road	1993		27,000			27,000		27,000
P. & M. Dane - Athletic Field	1970		6,003			6,003		6,003
R.F. Wherland - Speare Parking	1970		19,449			19,449		19,449

**UNIVERSITY SYSTEM OF NEW HAMPSHIRE
PLYMOUTH STATE UNIVERSITY
PLANT FUND INVENTORY OF PROPERTY AND EQUIPMENT
AT JUNE 30, 2019**

	Year Constructed or Acquired	Year of Most Recent Modification	Investment June 30, 2018	Additions	Deductions	Investment June 30, 2019	Accumulated Depreciation	Net Investment June 30, 2019
Sceve Speare Memorial Hospital # 431 - Baker Infirmary	1969		8,050			8,050		8,050
Three Armory Road	1993		35,100			35,100		35,100
Universtity Camp # 446	1924		21,250			21,250		21,250
V.B. Withrow - 402 Hyde	1969		19,093			19,093		19,093
W.S. Clark - 432 CUB	1970		21,869			21,869		21,869
Women's Dormitory Site - 455 Smith	1965		70,004			70,004		70,004
TOTAL LAND AND OUTLYING PROPERTIES			2,653,196	-	-	2,653,196	-	2,653,196
<u>INSTRUCTIONAL AND ADMINISTRATIVE BUILDINGS</u>								
42 North River Street - Horticulture Storage	1906	1993	52,971			52,971	52,971	-
43 North River Street - Grounds Storage	1950	1993	85,410			85,410	85,410	-
ALLWell North	2014	2018	31,521,603			31,521,603	3,787,414	27,734,189
Bagley House	1923	2013	242,908			242,908	176,234	66,674
Boyd Hall	1967	2013	19,269,899			19,269,899	8,650,182	10,619,717
Center for Young Children and Families	1930	1994	289,706		(45,156)	244,550	234,616	9,934
Chapel	2018	NA	130,379			130,379	6,519	123,860
Counseling Center	1968	2016	380,204		(25,221)	354,983	62,527	292,456
Draper and Maynard	1909	2015	4,215,733			4,215,733	4,102,100	113,633
Eco House	2011	NA	342,528			342,528	116,460	226,068
Ellen Reed House	1900	1990	96,594			96,594	96,594	-
Facilities Services Building	1963	1994	1,008,523			1,008,523	1,008,523	-
Foreign Language Labs	1993	NA	27,173		(27,173)	-		-
Heating Plant	1907	1986	320,776		(320,776)	-		-
Highland Hall	1976	2014	1,904,820			1,904,820	643,448	1,261,372
Holmes House	1870	2011	262,555			262,555	220,313	42,242
Hyde Hall	1974	2019	7,996,922	1,734,109		9,731,031	5,306,067	4,424,964
Lamson Library	1964	2019	13,927,820	463,900		14,391,720	11,625,205	2,766,515
Mary Taylor	1932	2003	110,825			110,825	91,845	18,980
Memorial Hall	1890	2013	1,621,929			1,621,929	1,528,168	93,761
Museum of the White Mountains	1948	2018	2,726,218			2,726,218	758,471	1,967,747
Office of Environmental Sustainability	1961	2001	56,546		(30,946)	25,600	18,944	6,656
Physical Education Center	1969	2019	4,031,075	62,556		4,093,631	3,118,664	974,967
President's House	1904	2016	911,647			911,647	353,342	558,305
Robert Frost House	1903	2010	344,791			344,791	290,534	54,257
Rounds Hall	1891	2014	2,766,255			2,766,255	1,969,327	796,928
Russell House	1797	2010	367,978		(31,494)	336,484	272,922	63,562
Samuel Read Hall	1932	2017	5,542,014			5,542,014	1,869,206	3,672,808
Silver Center	1955	2019	11,337,416	222,480		11,559,896	10,377,251	1,182,645
Speare Hall	1931	2019	2,570,496	2,296,155		4,866,651	2,445,695	2,420,956
University Police	1940	2000	124,932			124,932	86,089	38,843
TOTAL INSTRUCTIONAL AND ADMINISTRATIVE BUILDINGS			114,588,646	4,779,200	(480,766)	118,887,080	59,355,041	59,532,039
<u>AUXILIARY ENTERPRISES</u>								
Belknap Hall	1969	2017	2,660,669			2,660,669	1,942,270	718,399
Blair Hall	1960	2013	3,498,545			3,498,545	1,648,137	1,850,408
Bondcliff	1991	NA	1,132,709			1,132,709	1,076,074	56,635

**UNIVERSITY SYSTEM OF NEW HAMPSHIRE
PLYMOUTH STATE UNIVERSITY
PLANT FUND INVENTORY OF PROPERTY AND EQUIPMENT
AT JUNE 30, 2019**

	Year Constructed or Acquired	Year of Most Recent Modification	Investment June 30, 2018	Additions	Deductions	Investment June 30, 2019	Accumulated Depreciation	Net Investment June 30, 2019
Centre Lodge	1991	NA	1,132,709			1,132,709	1,076,074	56,635
Gale Head	1991	NA	1,132,709			1,132,709	1,076,074	56,635
Grafton Hall	1967	2011	4,032,163			4,032,163	2,342,367	1,689,796
Hartman University Union Building	1958	2018	14,930,336			14,930,336	9,929,686	5,000,650
Hodgdon Apts	1966	2010	239,427			239,427	213,037	26,390
Hogan House - Infirmary	2006	2007	265,226		(265,226)	-		-
Ice Arena	2010	2012	18,391,064			18,391,064	3,895,272	14,495,792
Langdon Woods	2006	2018	29,513,082			29,513,082	9,203,356	20,309,726
Mary Lyon Hall	1915	2013	19,068,892			19,068,892	6,643,816	12,425,076
Merrill Place	2018	2019	31,195,892	85,621		31,281,513	1,170,916	30,110,597
Moosilauke	1991	NA	1,132,709			1,132,709	1,076,074	56,635
Nontraditional Apartments	1994	1997	260,976			260,976	245,072	15,904
North Kinsman	1991	NA	1,132,709			1,132,709	1,076,074	56,635
North Twin	1991	NA	1,132,709			1,132,709	1,076,074	56,635
O'Neil Apts	1966	NA	196,862			196,862	196,862	-
Owl's Head	1991	NA	1,132,709			1,132,709	1,076,074	56,635
Pemigewasset Hall	1965	2018	2,496,006			2,496,006	1,722,494	773,512
Prospect Dining Hall	1967	2016	7,748,611		(34,153)	7,714,458	4,442,122	3,272,336
Residence Halls	2000	2011	6,622,678			6,622,678	2,941,223	3,681,455
Seavey Apts	1966	2002	670,275			670,275	528,251	142,024
Smith Hall	1968	2019	2,164,730	7,552,808		9,717,538	1,955,680	7,761,858
White Mountain St. Apartment Complex	1991	2015	713,675			713,675	257,537	456,138
Whiteface	1991	NA	1,132,709			1,132,709	1,076,074	56,635
TOTAL AUXILIARY ENTERPRISES			153,730,781	7,638,429	(299,379)	161,069,831	57,886,690	103,183,141
LAND IMPROVEMENTS								
AllWell Baseball Field	2016	NA	78,236			78,236	10,953	67,283
Athletic Fields	1993	NA	49,346		(49,346)	-		-
Campus Landscaping	1993	NA	66,061		(66,061)	-		-
Holderness Fields - Bleachers	2002	NA	89,260			89,260	62,482	26,778
HUB Landscape/Patio	2018	NA	60,693			60,693	3,641	57,052
Ropes Course	1999	NA	28,945			28,945	23,735	5,210
Soccer Field Upgrade	2007	NA	62,398			62,398	31,199	31,199
TOTAL LAND IMPROVEMENTS			434,939	-	(115,407)	319,532	132,010	187,522
INFRASTRUCTURE								
Miscellaneous Improvements								
A/C Projects	2005	NA	64,678			64,678	31,261	33,417
Asbestos Removal	1991	1996	329,842			329,842	324,330	5,512
Campus Carpeting	2006	NA	26,776			26,776	14,459	12,317
Campus Planning	1994	2006	137,457			137,457	102,123	35,334
Computer Center Facilities	1984	NA	58,209		(58,209)	-		-
Emergency Infrastructure	2008	2010	105,151			105,151	45,742	59,409
Emergency Siren	2009	NA	79,471			79,471	33,378	46,093
Heating & Electrical	1996	NA	25,865			25,865	24,313	1,552
ITS Equipment Upgrade	2006	NA	56,249		(56,249)	-		-

**UNIVERSITY SYSTEM OF NEW HAMPSHIRE
PLYMOUTH STATE UNIVERSITY
PLANT FUND INVENTORY OF PROPERTY AND EQUIPMENT
AT JUNE 30, 2019**

	Year Constructed or Acquired	Year of Most Recent Modification	Investment June 30, 2018	Additions	Deductions	Investment June 30, 2019	Accumulated Depreciation	Net Investment June 30, 2019
Network Upgrade	1996	NA	167,112			167,112	157,085	10,027
Oil Tank Replacement	1993	NA	110,820		(110,820)	-		-
Outside Phys Ed Facilities	1994	NA	32,387			32,387	32,387	-
South Campus - Code Compliance Work	1998	NA	231,966			231,966	199,491	32,475
Summer/Grafton/Man Hole 16	2008	NA	431,789			431,789	198,623	233,166
Telecommunications Expansion	1993	2006	656,581		(416,820)	239,761	237,037	2,724
Wiring Upgrade for Campus	1996	NA	207,097			207,097	194,671	12,426
Subtotal Miscellaneous Improvements			2,721,450	-	(642,098)	2,079,352	1,594,900	484,452
Roads, Sidewalks and Parking Lots								
71 Langdon Street	2004	2006	204,273			204,273	102,124	102,149
Campus Core Paving, Sidewalks, Landscaping	1998	NA	299,731			299,731	257,768	41,963
Campus Paving	1997	NA	33,125			33,125	29,813	3,312
Court Street Improvements	1999	NA	352,895			352,895	289,374	63,521
Extension Lot 603	2004	NA	55,451		(55,451)	-		-
Highland Street Drainage System	2001	NA	96,811			96,811	71,640	25,171
Light Poles by Belknap Hall	2016	NA	33,500			33,500	4,690	28,810
Parking Lot - 59 Langdon Street	1997	NA	51,650			51,650	46,485	5,165
Parking Lot - Facility Service Bldg	2001	NA	46,355			46,355	34,303	12,052
Parking Lot - Toby Road	2001	NA	39,300		(39,300)	-		-
Parking Lot Upgrades	2006	NA	33,554		(33,554)	-		-
Russell House - Handicapped Parking	1994	NA	50,000			50,000	50,000	-
Total Roads, Sidewalks and Parking Lots			1,296,645	-	(128,305)	1,168,340	886,197	282,143
Heating and Electrical Improvements								
Co-Gen Facilities	1994	2018	10,132,268			10,132,268	7,532,033	2,600,235
Co-Gen Utilities Improvements	1993	NA	107,792		(107,792)	-		-
Electrical Upgrade - Campus Wide	1994	NA	299,000			299,000	299,000	-
Emergency Lighting System	1995	NA	101,420			101,420	99,392	2,028
Energy Management Upgrade	2009	NA	98,495			98,495	41,368	57,127
Energy System / Technical Equipment	1994	NA	125,037			125,037	125,037	-
Mary Lyon Steam Tunnel	2016	NA	155,063			155,063	21,709	133,354
Mary Lyon Tunnel to Merrill Street	1998	1999	307,407			307,407	254,349	53,058
Steam Loop System	1997	NA	164,693			164,693	148,224	16,469
Tobey Road Steam	2015	NA	286,959			286,959	51,653	235,306
Utilities Improvements	1993	2000	130,415			130,415	109,856	20,559
Weeks Street Steam Line	2017	NA	2,072,015			2,072,015	207,201	1,864,814
Zone 2 Steam Project	2009	NA	6,550,925			6,550,925	2,751,389	3,799,536
Total Heating and Electrical Improvements			20,531,489	-	(107,792)	20,423,697	11,641,211	8,782,486
Water Systems								
Grafton Hall	2002	NA	27,880		(27,880)	-		-
Water Filtration System	2010	NA	26,690		(26,690)	-		-
Total Water Systems			54,570	-	(54,570)	-	-	-
Sewerage Systems								

**UNIVERSITY SYSTEM OF NEW HAMPSHIRE
PLYMOUTH STATE UNIVERSITY
PLANT FUND INVENTORY OF PROPERTY AND EQUIPMENT
AT JUNE 30, 2019**

	Year Constructed or Acquired	Year of Most Recent Modification	Investment June 30, 2018	Additions	Deductions	Investment June 30, 2019	Accumulated Depreciation	Net Investment June 30, 2019
Lift Station Sewer Pump Replacement	2015	2016	486,260			486,260	85,698	400,562
Total Sewerage Systems			486,260	-	-	486,260	85,698	400,562
TOTAL INFRASTRUCTURE			25,090,414		(932,765)	24,157,649	14,208,006	9,949,643
TOTAL PROPERTY			296,497,976	12,417,629	(1,828,317)	307,087,288	131,581,747	175,505,541
DEPARTMENTAL INVENTORY OF EQUIPMENT			10,442,139	1,076,580	(106,470)	11,412,249	7,923,785	3,488,464
TOTAL PLYMOUTH STATE UNIVERSITY			\$ 306,940,115	13,494,209	(1,934,787)	318,499,537	139,505,532	178,994,005

**UNIVERSITY SYSTEM OF NEW HAMPSHIRE
KEENE STATE COLLEGE
PLANT FUND INVENTORY OF PROPERTY AND EQUIPMENT
AT JUNE 30, 2019**

	Year Constructed or Acquired	Year of Most Recent Modification	Investment June 30, 2018	Additions	Deductions	Investment June 30, 2019	Accumulated Depreciation	Net Investment June 30, 2019
<u>LAND AND OUTLYING PROPERTIES</u>								
GRANTOR:								
130 Winchester Street	1979		\$ 36,066			36,066		36,066
160 Winchester Street	2002		295,100			295,100		295,100
17 Bruder Street	2011		184,257			184,257		184,257
18 Bruder Street	2008		214,544			214,544		214,544
21 Appleton Street	2008		222,242			222,242		222,242
222 Main St	2008		338,626			338,626		338,626
226 Main Street	2008		282,681			282,681		282,681
23 Butler Court	2002		134,795			134,795		134,795
27 Appleton Street	1994		112,510			112,510		112,510
28 Appleton Street	2002		113,137			113,137		113,137
29 Butler Court (Anderson House)	2000		123,616			123,616		123,616
40 Appleton Street	1994		103,614			103,614		103,614
42 Bruder Street	2002		82,344			82,344		82,344
4-6 Madison Street Alpha House	2006		250,451			250,451		250,451
86 Appleton Street	1991		188,576			188,576		188,576
98 Winchester Street	2000		81,227			81,227		81,227
Brickyard Pond	1993		111,319			111,319		111,319
Cohen Property	1983		125,000			125,000		125,000
Colony Heirs - Rondall Hall	1966		9,858			9,858		9,858
Douglas K. and Natalie MacDonald	1970		14,723			14,723		14,723
E.P. Labounty - Holloway Hall	1970		21,731			21,731		21,731
F.M. Alonzo Estate - Tisdale Apartments	1970		17,769			17,769		17,769
Fox-Day Property - Arts Center	1977		175,428			175,428		175,428
George & Bette Taylor	1983		46,000			46,000		46,000
George & Priscilla Bergeron - 115 Winchester	1983		148,816			148,816		148,816
George Shepard - Science Center	1967		16,240			16,240		16,240
Gertrude L. Field - Holloway Hall	1975		17,000			17,000		17,000
Harold & Josephine Savage - Arts Center	1977		67,680			67,680		67,680
Herbert F. Jr. and Gail L. Miller	1972		18,828			18,828		18,828
Jean L. Coater Murphy - Owl's Nests	1977		40,157			40,157		40,157
Jerrold V. Fitz-Simon	1966		14,080			14,080		14,080
John Lammela - Lammela House	1977		29,366			29,366		29,366
Joseph A. & Anna K. Blain - 23 Madison	1980		46,000			46,000		46,000
Joyce Field	1975		653			653		653
Junie G. Coughlin Estate	1971		31,149			31,149		31,149
K.W. Carr - Tisdale Apartments	1966		19,842			19,842		19,842
Knox - Conway Property	1969		29,625			29,625		29,625
KSC Summer Camp (from State of NH 7/1/63)	1963		22,465			22,465		22,465
Lake Nubansit	1967		100,000			100,000		100,000
Leo D. Devoid Estate	1983		53,235			53,235		53,235

**UNIVERSITY SYSTEM OF NEW HAMPSHIRE
KEENE STATE COLLEGE
PLANT FUND INVENTORY OF PROPERTY AND EQUIPMENT
AT JUNE 30, 2019**

	Year Constructed or Acquired	Year of Most Recent Modification	Investment June 30, 2018	Additions	Deductions	Investment June 30, 2019	Accumulated Depreciation	Net Investment June 30, 2019
Leo J. Breen - Science Center	1966		41,234			41,234		41,234
Leslie H. and Alma M. Goodnow	1971		18,759			18,759		18,759
Leslie J. Farr - Science Center	1966		25,145			25,145		25,145
Lorraine D. Hale	1980		40,000			40,000		40,000
M. Catherine MacKnight - Carle Hall	1968		21,925			21,925		21,925
Madison Street Land - Parking Area	1975/1979/1987		175,121			175,121		175,121
Main Campus	1964		243,848			243,848		243,848
Main Campus (from State of NH 7/1/63)	Various		351,182			351,182		351,182
Norman P. and Joan P. Pregent - Owl's Nests	1977		41,607			41,607		41,607
Paul E. Burns, et al	1974		28,648			28,648		28,648
Phyllis E. Joyce - Joyce House	1977		31,106			31,106		31,106
R.P. and V.A. Rouleau - Holloway Hall	1979		38,000			38,000		38,000
Robert and Janet T. Duhaime	1979		35,000			35,000		35,000
Robert Duhaime - Holloway Hall	1967		1,227			1,227		1,227
Roelof P. and Agnes M. Feijen	1975		39,097			39,097		39,097
Roger Giovannangeli	1966		20,500			20,500		20,500
Rose E. Devoid Estate	1983		81,046			81,046		81,046
S.T. Boccia - Science Center	1967		16,852			16,852		16,852
William C. Dedo - Science Center	1966		35,145			35,145		35,145
William F. and Margaret A. Lynch	1972		23,650			23,650		23,650
Winchester Street	1993		822,077			822,077		822,077
TOTAL LAND AND OUTLYING PROPERTIES			6,071,919	-	-	6,071,919	-	6,071,919
<u>INSTRUCTIONAL AND ADMINISTRATIVE BUILDINGS</u>								
115 Winchester Street	1983	2007	137,683			137,683	68,841	68,842
26 Proctor Court	2012	NA	187,000			187,000	56,100	130,900
Alumni Building	2010	2012	7,133,754			7,133,754	2,044,982	5,088,772
Blake House	1926	2000	197,225			197,225	184,101	13,124
Elliot Hall	1973	2015	5,271,557		(35,075)	5,236,482	4,236,537	999,945
Fiske Annex	1916	2009	1,577,732			1,577,732	662,647	915,085
Hale Building	1909	2011	106,550			106,550	106,550	-
Joslin House	1973	2000	456,077			456,077	444,082	11,995
Keddy House	1996	2013	1,549,413			1,549,413	1,018,564	530,849
Mason Library	1965	2017	13,705,032			13,705,032	9,656,106	4,048,926
Mathematics Building	1996	2004	1,292,897			1,292,897	858,627	434,270
Media Arts Center	1966	2017	10,545,405			10,545,405	6,050,265	4,495,140
Morrison Hall	1961	2007	2,344,739			2,344,739	1,941,643	403,096
Newman Center	2004	NA	110,264			110,264	56,970	53,294
Parker Hall	1914	1992	2,221,241			2,221,241	2,221,241	-
President's House	1909	2010	764,252			764,252	464,070	300,182
Putnam Science Center	2008	NA	36,246			36,246	16,673	19,573
Redfern Arts Center	1979	2019	8,313,096	446,719		8,759,815	8,000,342	759,473

**UNIVERSITY SYSTEM OF NEW HAMPSHIRE
KEENE STATE COLLEGE
PLANT FUND INVENTORY OF PROPERTY AND EQUIPMENT
AT JUNE 30, 2019**

	Year Constructed or Acquired	Year of Most Recent Modification	Investment June 30, 2018	Additions	Deductions	Investment June 30, 2019	Accumulated Depreciation	Net Investment June 30, 2019
Rhodes Hall	1928	2017	1,660,457			1,660,457	1,017,091	643,366
Science Center	1968	2014	28,053,720			28,053,720	12,424,816	15,628,904
Sculpture Studio	1973	2007	91,499			91,499	45,750	45,749
Spaulding Gymnasium	1968	2015	3,291,552			3,291,552	2,332,458	959,094
TDS Center	2011	2015	17,353,028			17,353,028	3,798,813	13,554,215
Thorne-Sagendorph Art Gallery	1992	2019	2,065,589	92,840		2,158,429	1,767,173	391,256
TOTAL INSTRUCTIONAL AND ADMINISTRATIVE BUILDINGS			108,466,008	539,559	(35,075)	108,970,492	59,474,442	49,496,050
<u>AUXILIARY ENTERPRISES</u>								
27 Appleton St.	1994	2013	32,310			32,310	8,401	23,909
361 Main Street	2005	2007	190,345			190,345	79,311	111,034
83/85 Blake Street	1991	1992	145,328			145,328	133,217	12,111
Bushnell Apartments	1963	2016	897,967			897,967	634,498	263,469
Butler Court	2007	2016	18,802,476			18,802,476	5,842,125	12,960,351
Carle Hall	1969	2019	3,777,477	82,869		3,860,346	3,165,884	694,462
College Camp on Wilson Pond	1929	2000	192,335			192,335	150,021	42,314
Fiske Hall	1916	2016	7,338,661			7,338,661	2,423,956	4,914,705
Holloway Hall	1989	2016	7,442,445			7,442,445	7,246,173	196,272
Huntress Hall	1926	2016	8,225,484			8,225,484	2,479,476	5,746,008
Living and Learning Commons	2017	2018	30,973,687			30,973,687	1,929,176	29,044,511
Monadnock Hall	1956	2011	1,037,417			1,037,417	634,993	402,424
Owl's Nest Building 1	1975	2010	486,132			486,132	414,059	72,073
Owl's Nest Building 2	1975	2010	486,132			486,132	414,059	72,073
Owl's Nest Building 3	1982	2010	694,093			694,093	622,020	72,073
Owl's Nest Building 4	1975	2010	486,132			486,132	414,059	72,073
Owl's Nest Building 5	1975	2010	486,132			486,132	414,059	72,073
Owl's Nest Building 6	1975	2010	486,132			486,132	414,059	72,073
Owl's Nest Building 7	1975	2010	486,132			486,132	414,059	72,073
Owl's Nest Building 8	1982	2010	694,093			694,093	622,020	72,073
Owl's Nest Building 9	1982	2010	694,093			694,093	622,020	72,073
Owl's Nest	1995	2011	353,823			353,823	288,347	65,476
Pondside I Residence Hall	1992	2016	3,944,481			3,944,481	3,476,798	467,683
Pondside II Apartments	2002	2011	38,758			38,758	24,030	14,728
Pondside II Building A	2002	2016	1,963,767			1,963,767	789,050	1,174,717
Pondside II Building B	2002	2016	1,989,864			1,989,864	792,704	1,197,160
Pondside II Building C	2002	2016	2,023,426			2,023,426	802,819	1,220,607
Pondside II Building D	2002	2016	1,963,767			1,963,767	789,050	1,174,717
Pondside II Building E	2002	2016	1,963,767			1,963,767	789,050	1,174,717
Pondside III Residence Hall	2006	2009	17,190,409			17,190,409	4,512,482	12,677,927
Randall House	1966	2016	2,292,579			2,292,579	1,680,249	612,330
Recreation Center	2016	NA	13,714,619			13,714,619	5,655,058	8,059,561
Young Student Center	1995	2011	21,365,958			21,365,958	17,044,379	4,321,579

**UNIVERSITY SYSTEM OF NEW HAMPSHIRE
KEENE STATE COLLEGE
PLANT FUND INVENTORY OF PROPERTY AND EQUIPMENT
AT JUNE 30, 2019**

	Year Constructed or Acquired	Year of Most Recent Modification	Investment June 30, 2018	Additions	Deductions	Investment June 30, 2019	Accumulated Depreciation	Net Investment June 30, 2019
Zorn Dining Commons	2005	2007	21,548,852			21,548,852	7,266,338	14,282,514
TOTAL AUXILIARY ENTERPRISES			174,409,073	82,869	-	174,491,942	72,987,999	101,503,943
LAND IMPROVEMENTS								
Art Gallery Landscape	1994	NA	56,512			56,512	56,512	-
Campus Landscaping	1993	NA	415,190		(415,190)	-		-
Fiske/Huntress Quad-E&G portion	1993	NA	155,277		(155,277)	-		-
Hale Building Landscaping	2011	NA	311,834			311,834	106,023	205,811
Owl Athletic Fields	2007	NA	859,179		(108,986)	750,193	528,015	222,178
Tennis Courts	1993	NA	133,652		(133,652)	-		-
TOTAL LAND IMPROVEMENTS			1,931,644	-	(813,105)	1,118,539	690,550	427,989
INFRASTRUCTURE								
Miscellaneous Improvements								
Data Network Upgrade	2004	NA	105,395			105,395	65,345	40,050
Emergency Communication System	2009	NA	35,000			35,000	14,700	20,300
Net Connectivity & Transport Equip	2009	2019	488,614	238,258		726,872	235,000	491,872
Subtotal Miscellaneous Improvements			629,009	238,258	-	867,267	315,045	552,222
Roads, Sidewalks and Parking Lots								
17 Bruder Street Parking Lot	2015	NA	31,424			31,424	5,656	25,768
23 Appleton Street - Parking Lot	2014	NA	188,039			188,039	41,369	146,670
Appian Way	1994	2007	2,487,989			2,487,989	2,036,382	451,607
Elliot Center Exterior Stairs	2017	NA	168,269			168,269	16,827	151,442
Madison Steet Parking	1999	2008	1,015,899			1,015,899	681,369	334,530
Mason Library Exterior Stairs	2017	NA	71,364			71,364	7,136	64,228
Owl's Nest Parking	2007	NA	46,518			46,518	23,259	23,259
Owl Stadium Parking	2008	NA	38,850			38,850	17,871	20,979
Parking Lots	1993	2010	176,816		(67,626)	109,190	90,639	18,551
Pondside III Parking	2010	NA	73,062			73,062	27,764	45,298
Redfern Arts Center Stairs	2018	NA	90,887			90,887	5,453	85,434
South Parking	2003	2005	109,910			109,910	67,441	42,469
South Pedestrian Walkway	1998	NA	85,664			85,664	73,671	11,993
Winchester Street Parking	1994	2007	1,221,691			1,221,691	871,945	349,746
Wyman Way	1997	2010	598,929			598,929	444,101	154,828
Total Roads, Sidewalks and Parking Lots			6,405,311	-	(67,626)	6,337,685	4,410,883	1,926,802
Heating and Electrical Improvements								
Heating Plant	2005	2007	9,408,467			9,408,467	3,573,015	5,835,452
Oil Tank Replacement	2016	NA	869,216			869,216	121,690	747,526
Steam Condensate Piping Replacement	2012	NA	39,944			39,944	11,983	27,961

**UNIVERSITY SYSTEM OF NEW HAMPSHIRE
KEENE STATE COLLEGE
PLANT FUND INVENTORY OF PROPERTY AND EQUIPMENT
AT JUNE 30, 2019**

	Year Constructed or Acquired	Year of Most Recent Modification	Investment June 30, 2018	Additions	Deductions	Investment June 30, 2019	Accumulated Depreciation	Net Investment June 30, 2019
Total Heating and Electrical Improvements			10,317,627	-	-	10,317,627	3,706,688	6,610,939
Sewerage Systems								
Child Development Center Sewer			64,290			64,290	29,573	34,717
Total Sewerage Systems			64,290			64,290	29,573	34,717
TOTAL INFRASTRUCTURE			17,416,237	238,258	(67,626)	17,586,869	8,462,189	9,124,680
TOTAL PROPERTY			308,294,881	860,686	(915,806)	308,239,761	141,615,180	166,624,581
DEPARTMENTAL INVENTORY OF EQUIPMENT			6,873,723	333,492	76,650	7,283,865	5,301,693	1,982,172
TOTAL KEENE STATE COLLEGE			\$ 315,168,604	1,194,178	(839,156)	315,523,626	146,916,873	168,606,753

**UNIVERSITY SYSTEM OF NEW HAMPSHIRE
GRANITE STATE COLLEGE
PLANT FUND INVENTORY OF PROPERTY AND EQUIPMENT
AT JUNE 30, 2019**

	Year Constructed or Acquired	Year of Most Recent Modification	Investment June 30, 2018	Additions	Deductions	Investment June 30, 2019	Accumulated Depreciation	Net Investment June 30, 2019
<u>INSTRUCTIONAL AND ADMINISTRATIVE BUILDINGS</u>								
Conway Tech Village	2007	NA	1,560,851			1,560,851	650,355	910,496
Hall Street	2015	2016	7,097,239			7,097,239	946,908	6,150,331
Manchester	2011	NA	114,426			114,426	102,983	11,443
Rochester	2011	NA	419,477			419,477	377,529	41,948
TOTAL INSTRUCTIONAL AND ADMINISTRATIVE BUILDINGS			9,191,993	-	-	9,191,993	2,077,775	7,114,218
TOTAL PROPERTY			9,191,993	-	-	9,191,993	2,077,775	7,114,218
DEPARTMENTAL INVENTORY OF EQUIPMENT			254,958	77,638	(15,150)	317,446	177,723	139,723
TOTAL GRANITE STATE COLLEGE			\$ 9,446,951	77,638	(15,150)	9,509,439	2,255,498	7,253,941

**UNIVERSITY SYSTEM OF NEW HAMPSHIRE
TRUSTEES/CHANCELLOR'S OFFICE
PLANT FUND INVENTORY OF PROPERTY AND EQUIPMENT
AT JUNE 30, 2019**

	Year Constructed or Acquired	Year of Most Recent Modification	Investment June 30, 2018	Additions	Deductions	Investment June 30, 2019	Accumulated Depreciation	Net Investment June 30, 2019
LAND AND OUTLYING PROPERTIES								
GRANTOR:								
Roland & Marilyn Raiche	11.30 acres	1984	\$ 24,180		(24,180)	-		-
TOTAL LAND AND OUTLYING PROPERTIES			24,180	-	(24,180)	-	-	-
ADMINISTRATIVE BUILDINGS								
5 Chenell Drive	2015	NA	726,989			726,989	363,495	363,494
Dunlap Center West	1984	NA	88,456		(88,456)	-		-
TOTAL ADMINISTRATIVE BUILDINGS			815,445	-	(88,456)	726,989	363,495	363,494
INFRASTRUCTURE								
Miscellaneous Improvements								
Life Safety & Handicap	1999	NA	343,702		(343,702)	-		-
Subtotal Miscellaneous Improvements			343,702		(343,702)			
Roads, Sidewalks and Parking Lots								
Parking Lot Expansion	2005	2006	48,237		(48,237)	-		-
Total Roads, Sidewalks and Parking Lots			48,237		(48,237)			
TOTAL INFRASTRUCTURE			391,939	-	(391,939)	-	-	-
TOTAL PROPERTY			1,231,564	-	(504,575)	726,989	363,495	363,494
DEPARTMENTAL INVENTORY OF EQUIPMENT			10,687,052	-	(10,318,732)	368,320	163,954	204,366
TOTAL TRUSTEES/CHANCELLOR'S OFFICE			\$ 11,918,616	-	(10,823,307)	1,095,309	527,449	567,860

**UNIVERSITY OF NEW HAMPSHIRE
SUMMARY OF STATE CAPITAL MANIFEST PROJECTS
AS OF JUNE 30, 2019**

FUND(S)	ORG	CHAPTER/LAWS	STATE NUMBER	STATE APPROPRIATION	TOTAL AMOUNT EXPENDED	NET AVAILABLE
UNIVERSITY OF NEW HAMPSHIRE						
1XT166	UTDC04	CHAPTER 226:2 LAWS OF 1999 MURKLAND HALL	0166	\$ 600,000	585,518	-
1XT168	UTDC04	CHAPTER 226:2 LAWS OF 1999 KINGSBURY HALL	0167	680,000	680,000	-
1XT421	UTDC04	CHAPTER 202:2 LAWS OF 2001 (KEEP) MURKLAND HALL	0279	8,500,000	8,500,000	-
1XT422 / 1XT762	UTDC04	CHAPTER 202:2 LAWS OF 2001 (KEEP) KINGSBURY HALL PHASE II	0279	44,000,000	44,000,000	-
1XT622	UTDC04	CHAPTER 202:2 LAWS OF 2001 (KEEP) INFRASTRUCTURE	0279	5,000,000	5,000,000	-
1XT777 / 1XT855	UTDC04	CHAPTER 259:2 LAWS OF 2005 (KEEP II) DEMERRITT RENOVATION	0436	19,282,290	19,282,290	-
1XT842	UTDC04	CHAPTER 259:2 LAWS OF 2005 (KEEP II) JAMES HALL PROGRAMMING	0436	32,588,397	32,588,397	-
1XT863	UTDC04	CHAPTER 259:2 LAWS OF 2005 (KEEP II) PARSONS RENOVATION	0436	44,919,610	44,919,610	-
1XT960	UTDC04	CHAPTER 259:2 LAWS OF 2005 (KEEP II) NESMITH FEASIBILITY STUDY	0436	156,398	156,398	-
1XTD30	UTDC04	CHAPTER 226:2 LAWS OF 2013 MCCONNELL HALL	7981	2,500,000	2,500,000	-
1XTE40	UTDC04	CHAPTER 226:2 LAWS OF 2013 COWELL STADIUM LIGHTING	7981	1,500,000	1,500,000	-
1XTF11 1XTE37	UTDC04	CHAPTER 226:2 LAWS OF 2013 HEWITT ANNEX-VET LAB RELOCATION	7981	500,000	500,000	-
1XTH28	UTDC04	CHAPTER 220:3 LAWS OF 2015 PAUL CREATIVE ARTS CENTER	8294	2,228,476	2,228,476	-
1XTF85	UTDC04	CHAPTER 220:3 LAWS OF 2015 KENDALL HALL	8294	157,447	157,447	-
1XTF86	UTDC04	CHAPTER 220:3 LAWS OF 2015 FIELD HOUSE	8294	632,944	632,944	-
1XTF91	UTDC04	CHAPTER 220:3 LAWS OF 2015 KINGSBURY HALL	8294	104,511	104,511	-
1XTF02	UTDC04	CHAPTER 220:3 LAWS OF 2015 KENDALL HALL	8294	158,681	158,681	-
1XTH70	UTDC04	CHAPTER 220:3 LAWS OF 2015 BARTON HALL	8294	97,169	97,169	-
1XTJ16	UTDC04	CHAPTER 220:3 LAWS OF 2015 SMITH HALL	8294	37,272	37,272	-
TOTAL UNIVERSITY OF NEW HAMPSHIRE				163,643,195	163,628,713	-
PLYMOUTH STATE UNIVERSITY						
6XB051	PBPP01	CHAPTER 202:2 LAWS OF 2001 (KEEP) BOYD HALL DESIGN	0279	16,000,000	16,000,000	-
6XB101	PBPP01	CHAPTER 202:2 LAWS OF 2001 (KEEP) INFRASTRUCTURE 04	0279	450,000	450,000	-
6XB192	PBPP01	CHAPTER 259:2 LAWS OF 2005 (KEEP II) CENTRAL CAMPUS INFRASTRUCTURE	0436	3,900,000	3,900,000	-
6XB212 6XB253	PBPP01	CHAPTER 259:2 LAWS OF 2005 (KEEP II) PSU PE CENTER	0436	650,000	650,000	-
6XB309	PBPP01	CHAPTER 226:2 LAWS OF 2013 ALL WELL NORTH	7981	2,000,000	2,000,000	-
6XB308	PBPP01	CHAPTER 220:3 LAWS OF 2015 HYDE HALL	8294	707,000	707,000	-
6XB326	PBPP01	CHAPTER 0228:3 LAWS OF 2017 PSU PE CENTER	15000	3,000,000	3,000,000	-
TOTAL PLYMOUTH STATE UNIVERSITY				26,707,000	26,707,000	-

**UNIVERSITY OF NEW HAMPSHIRE
SUMMARY OF STATE CAPITAL MANIFEST PROJECTS
AS OF JUNE 30, 2019**

KEENE STATE COLLEGE

5XG049	KGAUNX	CHAPTER 202:2 LAWS OF 2001 (KEEP) MASON LIBRARY PHASE II	0279	4,000,000	4,000,000	-
5XG050	KGAUNX	CHAPTER 202:2 LAWS OF 2001 (KEEP) KEENE SCIENCE	0279	19,600,000	19,600,000	-
5XG060	KGAUNX	CHAPTER 202:2 LAWS OF 2001 (KEEP) INFRASTRUCTURE-HEATING PLANT	0279	450,000	450,000	-
5XG069	KGAUNX	CHAPTER 259:2 LAWS OF 2005 (KEEP II) KEENE INFRASTRUCTURE	0436	3,900,000	3,900,000	-
5XG087	KGAUNX	CHAPTER 259:2 LAWS OF 2005 (KEEP II) MEDIA ARTS	0436	350,000	350,000	-
5XG087	KGAUNX	CHAPTER 226:2 LAWS OF 2013 VISUAL & MEDIA ARTS CENTER	7981	641,347	641,347	-
5XT154	KTARNR	CHAPTER 226:2 LAWS OF 2013 REDFERN BUILDING HVAC IMPROVEMENTS TO MUSIC CL ^A	7981	358,653	358,653	-
5XG094	KTARNR	CHAPTER 220:3 LAWS OF 2015 REDFERN BUILDING HVAC IMPROVEMENTS	8294	118,988	118,988	-
5XT162	KTARNR	CHAPTER 220:3 LAWS OF 2015 ACCESS CONTROL PROJECT 1&2	8294	98,406	98,406	-

KEENE STATE COLLEGE				29,517,394	29,517,394	-
----------------------------	--	--	--	-------------------	-------------------	----------

GRANITE STATE COLLEGE

7X6695	CADMOP	CHAPTER 259:2 LAWS OF 2005 (KEEP II) TECHNOLOGY VILLAGE	0436	1,500,000	1,500,000	-
7X6711	CADMOP	CHAPTER 226:2 LAWS OF 2013 GSC GATEWAY CENTER PURCHASE	7981	500,000	500,000	-
7X6711	CADMOP	CHAPTER 220:3 LAWS OF 2015 GSC GATEWAY CENTER	8294	443,663	443,663	-
7X6712	CADMOP	CHAPTER 220:3 LAWS OF 2015 SAFETY PROJECTS	8294	215,443	215,443	-

TOTAL GRANITE STATE COLLEGE				2,659,106	2,659,106	-
------------------------------------	--	--	--	------------------	------------------	----------

NEW HAMPSHIRE PUBLIC BROADCASTING

1XN011	UNTV4A	CHAPTER 202:2 LAWS OF 2001 (KEEP) NHPTV	0279	2,000,000	2,000,000	-
1XN012/ 8X0012	UNTV4A	CHAPTER 259:2 LAWS OF 2005 (KEEP II) NHPTV	0436	2,253,305	2,253,305	-

				4,253,305	4,253,305	-
--	--	--	--	------------------	------------------	----------

TOTAL UNIVERSITY SYSTEM OF NEW HAMPSHIRE				\$ 226,780,000	226,765,518	-
---	--	--	--	-----------------------	--------------------	----------

SUMMARY BY STATE CHAPTER:

CHAPTER 226:2 LAWS OF 1999	0166	\$ 600,000	585,518	-
CHAPTER 226:2 LAWS OF 1999	0167	680,000	680,000	-
CHAPTER 202:2 LAWS OF 2001 (KEEP)	0279	100,000,000	100,000,000	-
CHAPTER 259:2 LAWS OF 2005 (KEEP II)	0436	109,500,000	109,500,000	-
CHAPTER 195:3 LAWS OF 2013	7981	8,000,000	8,000,000	-
CHAPTER 220:3 LAWS OF 2015	8294	5,000,000	5,000,000	-
CHAPTER 228:3 LAWS OF 2017	15500	3,000,000	3,000,000	-

Total		\$ 226,780,000	226,765,518	-
-------	--	-----------------------	--------------------	----------

**UNIVERSITY SYSTEM OF NEW HAMPSHIRE
 DETAILED SCHEDULE OF UNEXPENDED PLANT FUND BALANCES
 AT JUNE 30, 2019 AND 2018**

Fund	Fund Title	2019	2018
<u>UNIVERSITY OF NEW HAMPSHIRE - DURHAM</u>			
<u>UNH IT</u>			
1XK001	HelpDesk Repl Sft Plant	\$ 97,938	69,713
1XK007	IT Computer Store	-	30,189
1XK008	IT Central Replacement Acct	415,368	377,743
1XK009	IT Equipment Replacement	4,405,521	3,733,186
1XK011	IT Telecom R&R	7,821,818	6,993,124
TOTAL UNH IT		12,740,645	11,203,955
<u>HOUSING</u>			
1XQ024	UNH Housing R&R Reserves	2,395,590	3,952,122
1XQ151	Family Housing R & R Reserve	-	90,578
1XQ442	Forest Park Apartment Renovations	-	8,368
1XQ443	Furniture Summer 2018 FY19	326	(2,750)
1XQ444	Legacy POS laundry readers	-	(59,770)
1XQ446	Fairchild Flooring	-	(117,025)
1XQ447	Exterior Door Replacement	5,766	-
1XQ452	Housing Study	30,426	-
1XTC83	OBA Christensen Roof Replace	-	72,000
1XTJ22	Stoke Hall 180 - Upgrade Electrical	-	833
1XTK04	Gables Utility Distr Line Repl	-	87,246
1XTK23	Woodsides ABC - Boiler Replacement	112,690	17,567
1XTK80	Parking Lot Pay & Display Installs	380	380
1XTK81	Gregg - Move AC from Rm 420 to 437	613	613
1XTL01	Campus Security Cameras	850	850
1XTL17	Jackson Lab - Autoclave Replacement	-	417
1XTL48	Dining Bldgs - Digital Menu Boards	3,399	86,193
1XTL51	Stoke - High Voltage Replacement	228	77,460
1XTL76	Campus Salt Inhibitor Application	21,950	-
1XTL90	1 Leavitt Lane - Card Access	1,523	-
1XTM10	Stoke Hall - Card Access	300	-
1XTM16	District System Heat Exch Cleaning	5,102	-
1XTM45	Service Bldg Art Dept Spray Booth	48,381	-
1XTN09	Field Hse Relocate Spec Events Pwr	30,000	-
TOTAL HOUSING		2,657,524	4,215,082
<u>DINING</u>			
1XQ022	UNH Dining R&R Reserves	3,463,253	5,439,557
1XTG01	Philbrook Hall - Replace Boiler	5,500	65,916
1XTG37	Philbrook Refrigeration Rack System	261,506	594,405
1XTH05	Stillings Andover Controls Sys Conv	2,945	2,945
1XTK07	Holloway - Blast Chiller Replacemen	-	2,090
1XTK59	Stoke Hall - Elevator Upgrade	36,898	197
TOTAL DINING		3,770,102	6,105,110

UNIVERSITY SYSTEM OF NEW HAMPSHIRE
DETAILED SCHEDULE OF UNEXPENDED PLANT FUND BALANCES
AT JUNE 30, 2019 AND 2018

Fund	Fund Title	2019	2018
<u>OTHER AUXILIARY</u>			
1XA010	VPAA Health Services R&R	4,176,441	4,070,013
1XJ005	VPSA Health Services Computer Syst	100	100
1XJ019	VPSA MUB Unexpended R&R	2,107,614	1,696,468
1XJ043	VPSA MUB Theater	2	-
1XJ067	Whittemore Center R&R Reserves	250	250
1XQ105	Business Affairs BSC R & R Reserve	170,768	145,841
1XQ128	Transportation R & R Reserve	3,543,105	3,355,883
1XQ163	Printing R & R Reserve	274,053	439,144
1XQ164	Mail Svcs NHCUC Vehicle Replmnt	14,430	14,430
1XQ171	UTS Bus Procurement	155,630	155,630
1XQ174	Mail Services R & R Reserve	23,190	106,026
1XQ303	CNG Fueling Station Maint & Repair	100,548	68,548
1XQ330	Garage Equipment Replacement	1,681	1,321
1XQ414	Parking Lot Maintenance	94,290	150,000
1XQ424	Whittemore Ctr Concession Upgrades	-	24,837
1XQ427	UCO Facility & Equipment Upgrades	319,726	133,935
1XQ434	Forest Park Exterior Repairs	-	17,346
1XQ445	Hetzel Hall Gutter Replacement	-	(118,950)
1XQ450	Print Dept Small Projects	49,614	-
1XS003	Athletic Dept R & R	8,496	8,496
1XT989	Co-Gen/Utility System Repairs	329,923	329,923
1XTB12	Ecoline R&R	3,153,728	2,412,251
1XTD92	MUB Ravine Utilities & Walkway	-	430,071
1XTECO	Ecoline Renwal and Replacement	3,450,000	2,950,000
1XTG48	Whittemore Center Generator Upgrade	584	584
1XTG56	Whittemore - Ice Sensor Syst Power	795	795
1XTG98	Health Services Renov-Expansion	57,769	57,769
1XTH10	MUB - 2nd Floor South Deck Repl	1	1
1XTH68	Health Serv - Dry Sprinkler Piping	15,084	15,084
1XTH81	Transportation Garage Lower Roof	-	11,094
1XTJ04	Whittemore Ctr Concessions Upgrades	-	3,844
1XTJ63	Housing Water Meters-Backflow Prev	-	3,464
1XTJ80	Gregg Hall-Chiller Replacement	14,819	16,000
1XTJ99	MUB - 3rd FL Split System Replace	-	31,219
1XTK02	Health Services -Odor Investigation	500	500
1XTK08	MUB - Exterior Deck Recoating	-	74,627
1XTK14	Forest Park Playgrounds and Fencing	-	2,422
1XTK17	MUB -Granite State Rm Exterior Deck	-	91,300
1XTK76	MUB - Strafford Room Chillers-AHU's	-	88,340
1XTK94	MUB Bookstore Flood Repairs	-	13,005
1XTL33	MUB - Strafford Room Floor Repair	-	37,173
1XTM20	121 Tech Dr - Fume Hood SW101	3,120	-
1XTM39	Field House - 1st Floor AC Install	763,640	-
1XTM59	MUB -Granite Square Mailbox Removal	1,080	-
1XTM69	Health & Wellness - 2nd Fl Upgrades	53,800	-
TOTAL OTHER AUXILIARY		18,884,781	16,838,784

UNIVERSITY SYSTEM OF NEW HAMPSHIRE
DETAILED SCHEDULE OF UNEXPENDED PLANT FUND BALANCES
AT JUNE 30, 2019 AND 2018

Fund	Fund Title	2019	2018
<u>CAMPUS RECREATION</u>			
1XJ020	VPSA Recreation R&R	3,467,924	2,547,699
1XJ021	VPSA Student Rec Field	362,557	362,557
1XJTRF	Turf Field Operations	1,976	867
1XJTRM	Turf Field Major Repairs	87,861	84,810
TOTAL CAMPUS RECREATION		3,920,318	2,995,933
<u>ACADEMIC & ADMINISTRATIVE</u>			
1XB040	Cooper/Whistler Startup Funds	-	1
1XG002	Alumni EAC Capital Fund Class of 42	203,551	199,789
1XT014	UNH R&R Elliott Alumni Ctr Priority	135,334	110,334
1XT955	Paul College Construction	30,506	30,506
1XT965	UNH Manchester Expansion	-	10,261
1XT978	Kingsbury Modifications	-	11,274
1XTA64	T-Hall - Misc Repairs	4,513	4,513
1XTB98	Ham-Smith Renovation Programming	263,777	336,553
1XTC07	Classroom White Board Replacements	7,478	6,521
1XTC56	Rudman Hall-Autoclave Replacements	-	12,059
1XTD19	Huddleston - Misc Repairs	341	341
1XTD24	Field House - Misc Repairs	28,417	-
1XTD30	McConnell Hall Repurpose - Renov	24,612	24,612
1XTD31	Rudman Hall Re-commissioning (EEP)	-	6,862
1XTD70	PCAC Stairwell Life Safety Improv	-	11,598
1XTD82	1 Leavitt Lane - Misc Rep & Electr	1,731	1,731
1XTE03	Parsons Hall Rm 222 Lab Renovation	-	3,881
1XTE14	Dimond Library Space Repurposing	37,681	24,051
1XTE46	1 Leavitt Lane - HVAC Modifications	3,345	3,345
1XTE69	Spaulding Hall - Misc Repairs	2,626	1,263
1XTE92	Rudman Hall Fire Alarm Replacement	416,775	416,775
1XTF02	Kendall Ceiling & Floor Abatement	85,441	85,441
1XTF11	NH Veterinary Diagnostic Lab	-	32,267
1XTF38	Grounds & Roads Wash Bay-Pole Barn	-	107,509
1XTF45	Telecom Ctr-Gregg Hall AC	-	17,541
1XTF50	Barton-Cole - Misc Repairs & Upgr	225	2,066
1XTF54	COE - Misc Repairs & Upgrades	-	18,000
1XTF59	Barton Hall - B119 Renovation	967	774
1XTF64	Dimond Lib - Minor Repairs-Upgrades	4,298	6,655
1XTF84	COE - Roof Safety Restraint System	-	16,679
1XTF95	Morse Rm 345-Mass Spectrometer	-	37,446
1XTG03	Nesmith Hall - Selective Repointing	-	26,570
1XTG20	Field House Level 1 Space Reconfig	-	2,500
1XTG21	Smith Hall Sprinkler-Wtr Damage Rep	-	22,577
1XTG27	Service Bldg Heat & Life Safety	95,192	405,624
1XTG29	Cole Hall HVAC Cat Walks-Access Mod	-	77
1XTG46	Parsons Hall Processed Chiller Mods	-	23,848
1XTG49	Jackson Lab Greenhouse Repair	-	690
1XTG53	Presidents House Repairs-SAARC	25	21,674

UNIVERSITY SYSTEM OF NEW HAMPSHIRE
DETAILED SCHEDULE OF UNEXPENDED PLANT FUND BALANCES
AT JUNE 30, 2019 AND 2018

Fund	Fund Title	2019	2018
1XTG55	Conant Hall-Room 204 & 221 Upgrades	500	500
1XTG78	1 LL Data Ctr West Fire Suppression	101	101
1XTG79	T-Hall Pres-Lubow-BOT Conf Rms AC	-	176,208
1XTG84	Gregg Hall - HVAC Engineering	-	4,376
1XTG97	Eye Wash & Shower Station Installs	3,504	1,960
1XTH15	Huddleston Hall Ballroom AC	902,876	-
1XTH24	Paul College 2nd Floor Space Reprog	-	4,800
1XTH27	PCAC - Misc Repairs-Modifications	-	9,277
1XTH28	PCAC Elevator Install-Bathroom Ren	152,527	155,527
1XTH29	Morrill Hall Room 4 Renovation	826	826
1XTH31	Kendall Hall-Misc Repairs-Upgrades	-	1,769
1XTH34	121 Technology Drive Lease Fit-out	-	52,196
1XTH38	Rudman - Install Steam Turbine	27,371	27,731
1XTH39	Rudman Animal Area Add Filtration	900	900
1XTH40	Huddleston Hall Egress Modif	37,383	48,945
1XTH52	Hewitt Hall Entrance Door Repairs	-	17,213
1XTH62	Morse Hall-Misc Upgrades & Repairs	367	3,222
1XTH67	Gregg Hall Building Compressor Repl	-	4,400
1XTH69	Smith Hall - Sprinkler System	-	54,703
1XTH71	Smith Hall Room 321 Modifications	-	6,712
1XTH72	Barton Hall-HVAC Mechanical Rm Mods	-	7,737
1XTH74	Rudman Lab Fume Hd Contr Syst Repl	3,315,447	1,010,583
1XTH77	McConnell Hall - Misc Repairs-Upgr	237	-
1XTH79	Putnam Hall 108 & 112 Flooring Repl	-	18,000
1XTH82	James Hall AHU Snow Melt System	27,500	27,500
1XTH84	121 Technology Dr-Adv Manufacturing	-	6,527
1XTH85	1 Leavitt Lane Data Ctr UPS Upgrade	15,704	15,704
1XTH92	Hood House - Renovations & Upgrades	85,914	-
1XTH97	Kingsbury Rm S320 Modifications	-	8,489
1XTJ00	Ritzman - Misc Repairs and Upgrades	-	6,341
1XTJ05	CSDC - Misc Repairs and Upgrades	-	307
1XTJ10	NEC Boiler Repl and BAS Controls	832	17,400
1XTJ14	Leavitt Transp Ctr-Eyewash Install	-	1,389
1XTJ16	Smith Hall Main Entr Porch Reconstr	-	28,962
1XTJ18	Field House Ground Floor Lighting	-	2,500
1XTJ19	MacFarlane Greenhouse-2nd Floor Use	880	880
1XTJ24	Chase High Bay Repairs & Upgrades	-	112,418
1XTJ27	Emerg Lock Down Install - NEC & EAC	392	392
1XTJ33	Barton 111 - LPG-Natural Gas Conv	-	80,125
1XTJ34	Field House 331B Ductless Split AC	1,810	1,810
1XTJ35	Perpetuity Hall-Siding & Window Rep	-	4,096
1XTJ36	Grounds & Roads Bathroom Renov	169	-
1XTJ46	Edgewood Water Tank Decommission	98,585	124,500
1XTJ49	T-Hall Basement Window Repairs-Repl	-	6,832
1XTJ55	Conant Hall - Interior Renovations	58,925	114,004
1XTJ57	PCAC Art Wing Roof Safety Restraint	-	1,470
1XTJ64	Nesmith Hall-South Roof Replacement	-	86,127
1XTJ68	Hamel Rec Center - IFB Repayment	-	-

UNIVERSITY SYSTEM OF NEW HAMPSHIRE
DETAILED SCHEDULE OF UNEXPENDED PLANT FUND BALANCES
AT JUNE 30, 2019 AND 2018

Fund	Fund Title	2019	2018
1XTJ69	Hamilton-Smith Renov-IFB Repayment	-	-
1XTJ70	T-Hall Retaining Wall - Walkway Rep	105,580	105,580
1XTJ75	MacFarlane GreenHse-Classroom Reno	100	100
1XTJ79	Horton - Fire Alarm Replacement	-	4,405
1XTJ82	Rudman - Room G51 Flood Restoration	-	30,167
1XTJ83	Ham Smith Sewer Line Replacement	38,655	38,655
1XTJ84	Hewitt Hall - Basement Level Reno	-	20,200
1XTJ97	Parsons Hall - Misc Repairs & Upgra	11,778	-
1XTK05	Smith Hall - RM 416 Cooling	3,507	3,507
1XTK11	Moiles House - Demolition	-	7,113
1XTK15	Burley-Demerritt Org Dairy - Paving	1,104	1,104
1XTK18	Spaulding - Upgrades to Room 231	-	2,331
1XTK19	PCAC - D22 Carpet Replacement	-	4,317
1XTK21	PCAC Stone Wall Repoint and Repair	-	18,000
1XTK24	Keener Dairy - High Tunnels	85	85
1XTK26	Morse Hall - Rm 371 Space Reconfig	-	7,697
1XTK31	Health Serv - Physical Reorg of Ser	-	201,217
1XTK32	Paul College - Rm G35 Remove Store	-	5,081
1XTK36	Thompson Hall - Replace Furniture	5,002	5,341
1XTK37	T-Hall - HHW Zone Valves & Piping	-	2,707
1XTK40	NEC - Strafford Ave Water Valve Rep	2,039	2,039
1XTK42	Holloway - Euro Kitchen Gasline Rep	-	3,500
1XTK43	1 Leavitt Lane - Rm 123 Renovation	-	1,674
1XTK45	Old Dairy Barn - Demolition	-	13,001
1XTK48	Parsons North Wing Fan Perf Improv	-	57
1XTK50	Browne Center - Install Heat Pumps	1,950	1,950
1XTK52	Field House - New Ski Locker Room	4,020	2,500
1XTK57	Field House Steam to DHW Syst Repl	51,255	301,900
1XTK58	Gables A,B,C - Repl EPDM Roof Tops	-	112,185
1XTK60	Gables ABC - Boiler Plant Replace	-	1,904
1XTK62	James Hall - Replace Heat Exchanger	6,395	62,500
1XTK64	Minor Roofing Repairs and Repl	-	14,170
1XTK66	Kingsbury - RM W387 Bal Air Handler	-	12,600
1XTK70	Stoke - Registrar's Offices Renov	8,760	59,960
1XTK71	10 Pettee Brook Addt Lease Fit Out	1,467	76,140
1XTK72	Dimond Library-Rm 221 Renovation	-	114,382
1XTK73	CSDC- Roof and Misc Repairs	14,814	147,442
1XTK74	Whittemore - Dehumidification Sys	158,493	-
1XTK75	Elliott Alumni - Boiler Replacement	40,439	167,164
1XTK77	11 Brook Way Decommissioning	-	632
1XTK78	Huddleston Hall - Roof Replacement	26,219	26,219
1XTK79	Rudman Hall - Replace ARO Autoclave	20,151	3,000
1XTK82	9 Madbury Rd Lease - PIRC Fit-Up	88,570	181,902
1XTK84	FAMIS Replacement	2,000,000	1,500,000
1XTK86	Kendall - Nutrition Assessment Upgr	-	14,206
1XTK87	Registrar's Classrooms ADA Seating	-	513
1XTK89	Parsons - Rm S128 Ammonia Gas Sys	7,237	9,015
1XTK90	Philbrook - Kitchen Modifications	2,177,036	91,034

UNIVERSITY SYSTEM OF NEW HAMPSHIRE
DETAILED SCHEDULE OF UNEXPENDED PLANT FUND BALANCES
AT JUNE 30, 2019 AND 2018

Fund	Fund Title	2019	2018
1XTK93	NEC Flood Damage Repairs	-	2,045
1XTK96	Utility Distr-Gregg & Ritzman Sewer	-	91,556
1XTK99	College Brook Culvert Repair	613,952	217
1XTL02	Nesmith Hall - Phone-a-thon Fit Out	-	84,059
1XTL03	PCAC - Domestic Hot Water Heater	-	2,303
1XTL04	Rudman - Steam Domestic HW Exch	-	50
1XTL08	Horton Hall -1st Floor Reno Phase 2	-	1,390,886
1XTL10	Philbrook - Fire Alarm Upgrades	-	136,807
1XTL11	Pettee - Rm G18 Mold Remediation	-	23,090
1XTL13	Gregg Hall - Misc Repairs & Upgrade	1,385	-
1XTL14	Hewitt Hall - Rm G02 Renovations	247,705	14,350
1XTL18	Forest Park 25 26 27- Apt 252 Renov	-	1,699
1XTL19	Parsons - N104 & N108 Renovations	33,175	100
1XTL21	Health Serv - Fire Alarm Upgrade	-	3,150
1XTL27	Telecom Center - Addition and Renov	269,050	9,050
1XTL28	T-Hall - Graduate Student Center	3,166	40,000
1XTL29	James Hall - AHU-3 Repair	1,920	1,920
1XTL30	Stoke - BSC Exterior Wall Repairs	13,778	13,778
1XTL32	Parsons - Chilled Water System Rep	18,415	3,250
1XTL34	T-Hall Card Access-Security Camera	6,637	14,691
1XTL35	Murkland Hall Exterior Painting	-	211
1XTL37	Dimond Libr Main Lobby Int Painting	-	698
1XTL38	Marine Facility - Fire Restoration	16,282	14,842
1XTL39	Main St - Fencing Railway Bridge	-	25,000
1XTL41	Nesmith - Improvements to G17-G26	2,355	241,449
1XTL42	President's House Int-Ext Repairs	54	43,917
1XTL44	Chase Ocean Eng - Misc Repairs	-	454
1XTL45	Whittemore Center - Misc Repairs	-	24,265
1XTL50	Nesmith - Relocate Upward & Talent	-	100,000
1XTL52	Field House - Womens Locker Rm Upgr	-	30,000
1XTL53	MacFarlane Greenhouse Renovations	1,938,650	12,150
1XTL54	Taylor Hall - Misc Repairs & Upg	1,761	-
1XTL58	MacFarlane Greenhouse HVAC Repl	5,848	-
1XTL60	Major Capital Projects Reserve	7,470,000	1,000,000
1XTL62	Elliott Alumni - Chiller Mods&Upgr	16,000	-
1XTL63	Campus Tree Removal	796	-
1XTL64	McLaughlin Hall - Fire Alarm Replac	151,245	-
1XTL68	Hewitt - Fire Alarm Replacement	29,597	-
1XTL69	Morse Hall - Rm 329 Lab Renovation	125,254	-
1XTL70	Philbrook - Cafe Equipment Reorg	850	-
1XTL71	Rudman Level G Instr Supp Expan	42,427	-
1XTL84	PCAC -1st fl Music Wing Restoration	6,447	-
1XTL87	Main St Water Main-NH Hall-Congreve	10,000	-
1XTL89	Dimond - Room 402 Replace Flooring	18,967	-
1XTL93	Mills Hall - Replace Cooling Tower	117,949	-
1XTL95	Horton Hall - G04 Classroom AC	706,200	-
1XTL96	Forest Park Decommissioning	256,863	-
1XTL98	Taylor Hall - Drainage Installation	3,194	-

**UNIVERSITY SYSTEM OF NEW HAMPSHIRE
 DETAILED SCHEDULE OF UNEXPENDED PLANT FUND BALANCES
 AT JUNE 30, 2019 AND 2018**

Fund	Fund Title	2019	2018
1XTM01	Field House - Repave West Parking	12,403	-
1XTM02	Parking Lot E1 Repaving	173,015	-
1XTM03	NH Hall - Rm 300ZPA Mezzanine Mods	10,994	-
1XTM04	PCAC - Drainage Installation	7,219	-
1XTM05	Main St - Crosswalk Design & Coring	1,589	-
1XTM06	EAC - Patio Egress Stair	3,404	-
1XTM08	Holloway Conf Area Carpeting Repl	14,762	-
1XTM12	MUB - Strafford Rm Exterior Egress	107,783	-
1XTM13	Campus Dual-Temp Interconnection	145,820	-
1XTM14	Elliott Alumni - Rm 102 Renovation	4,773	-
1XTM17	Morrill - Drainage Installation	3,693	-
1XTM22	Fish Hatchery - Misc Repairs & Upgr	688	-
1XTM23	T-Hall Finance and Planning Offices	153,318	-
1XTM24	Mills to Fairchild Repl Condensate	430	-
1XTM25	Holloway Retro-Commissioning Repair	50,447	-
1XTM27	10 West Edge - Roof Replacement	5,000	-
1XTM28	Paul College - Entrance Grate Rep	3,429	-
1XTM29	Academic Way Improvements-Mods.	81,195	-
1XTM30	T-Hall - G01A Testing Center	69,794	-
1XTM37	Dimond - South Wall Masonry Repoint	864	-
1XTM38	Tennis Court Renovation	7,000	-
1XTM40	Stoke - Business in Practice Renov	26,389	-
1XTM41	TSAS Campus Master Planning	9,965	-
1XTM42	Hood House - Attic Access Mods	26,100	-
1XTM43	T-Hall - Attic and Roof Access Mods	50,500	-
1XTM44	Field House - Indoor Access Mods	463	-
1XTM46	Active Learning Classroom Improv	131,043	-
1XTM47	MUB Hillside Stair-West Side	30,000	-
1XTM48	Murkland - COLA BSC Relocation	79,000	-
1XTM50	Adams Tower - New Boiler Install	649,248	-
1XTM52	MUB - Replace Radiator Heating	20,000	-
1XTM53	Kingsbury - North Wall Repairs	1,354	-
1XTM57	Philbrook Hall - Boiler Replacement	98,752	-
1XTM60	Holloway - DD Exhaust and Cooling	8,227	-
1XTM63	Zais Hall - Room 101 Flooring Repl	47,194	-
1XTM64	Chase Ocean Eng - Rm 121 Renovation	8,385	-
1XTM66	Field House - UV Filter Replacement	112,125	-
1XTM68	Library Way Utility Tunnel Reconstr	1,405	-
1XTM70	PCAC Rm A203 Art Lab Improv	20,645	-
1XTM71	Campus - Space Planning Studies	32,700	-
1XTM73	1 Leavitt Ln Upgr Paint and Carpet	5,421	-
1XTM74	Huddleston - 307, 308 Carpet Repl	15,500	-
1XTM79	NH Hall - Water Infiltration Gnd Fl	20,000	-
1XTM80	Morrill Hall - Programming Study	57,720	-
1XTM83	Equine Facilities Planning Study	10,600	-
1XTM85	President's House - Solarium Renov	4,327	-
1XTM86	Dimond - Special Collections Upgr	11,866	-
1XTM87	Huddleston Hall - Slate Roof Repair	39,596	-

UNIVERSITY SYSTEM OF NEW HAMPSHIRE
DETAILED SCHEDULE OF UNEXPENDED PLANT FUND BALANCES
AT JUNE 30, 2019 AND 2018

Fund	Fund Title	2019	2018
1XTM88	Parsons Hall - SmartStack	50,000	-
1XTM89	PCAC -Indoor Air Quality Assessment	7	-
1XTM91	Smith Hall - Exterior Painting	24,975	-
1XTM92	Woodman Barn - Foundation Repair	2,938	-
1XTM93	Elliott Alumni Center - 1925 Room	11,688	-
1XTM94	PCAC-Museum Track Lighting-Receipt	51,995	-
1XTM95	MUB - Granite State Rm Chiller Repl	18,500	-
1XTM97	PCAC Johnson Theatre Modernization	30,000	-
1XTM98	PCAC Planning	100,000	-
1XTM99	Rudman Vivarium Upgrades-Phase 2	100,000	-
1XTN00	Barton-Cole-Putnam Relocation Costs	96,847	-
1XTN01	T-Hall - G302 Conference Room	7,100	-
1XTN04	Parsons Hall - Doorway Replacement	17,500	-
1XTN08	Wildcat Stadium - Victory Club TV	8,354	-
1XTN10	Morse Hall - Rm 332 Renovation	(70)	-
1XTN12	Wildcat Stadium - Misc Repairs	10,213	-
TOTAL ACADEMIC & ADMINISTRATIVE		25,890,355	11,004,850
<u>ALL OTHER</u>			
1X0ADJ	UNH Unexpended Plant Adjustments	(880,381)	-
1X5C25	Bus Shelters-Main St West-Match	31,432	-
1X5C26	Main Street South Sidewalk-Match	79,000	91,678
1XA001	VPAA R&R Electronic Campus	181,193	181,193
1XA003	VPAA Grad School R&R Electronic Cmp	2	2
1XA011	VPAA Health Services Computer Syst.	217,955	201,822
1XA014	AT Technology Fee - Plant	1,388,682	1,150,331
1XA016	Academic Technology Plant	933,933	800,671
1XA035	Career Services Computer	-	202
1XA049	VPAA Health Services Equip Replace	94,851	101,592
1XA050	VPAA Counseling Center	16,790	19,948
1XB002	COLSA Green House Facilities	1,624	1,624
1XB003	COLSA Misc R&R	1,858,882	1,863,517
1XB005	COLSA TS Facilities Maint/Repairs	17,167	17,167
1XB015	COLSA TSAS Computer Replacement	22,864	22,864
1XB017	COLSA Food Service R&R	-	5,405
1XB022	COLSA NR Dept Equipment Fund	4,906	4,906
1XB025	COLSA TSAS Vehicle Replacement	89,681	89,681
1XB033	COLSA TS Logging Equip R&R	871	871
1XB036	AES R&R	1,591,790	2,696,757
1XD001	CEPS Earth Science Van Fund	23,748	20,745
1XE005	Paul College Technology R&R Fund	1,267,289	1,133,293
1XF003	SHHS miscellaneous R&R	6,620,498	6,600,360
1XF004	Browne Center R&R	11,394	24,448
1XG004	Cent Admin BSC Equipmnt Replacement	-	35,689
1XG020	Phonathon Program Automation	10,129	10,129
1XG021	Photo and Video Services Equip Repl	72,527	74,053
1XG023	Advancement Equipment Replacement	13,410	50,788
1XG024	Human Resources Equip Replacement	-	26,465

UNIVERSITY SYSTEM OF NEW HAMPSHIRE
DETAILED SCHEDULE OF UNEXPENDED PLANT FUND BALANCES
AT JUNE 30, 2019 AND 2018

Fund	Fund Title	2019	2018
1XG025	Advancement CRM System Replacement	598,031	425,789
1XJ036	VPSA Technology Upgrade	-	32
1XJ059	SAF Equipment Replacement	468,438	470,042
1XJ060	SAF Computer Replacement	-	-
1XJ068	Ice Plant/Equipment Sinking Fund	38,159	38,159
1XL001	Library Equip & Physical Plant Fund	727,931	1,300,261
1XL002	Library Repair & Replacement	59,355	59,355
1XP001	UNH Police Vehicle Replacement	117,913	56,386
1XP002	UNH Police Dispatch Equipment	-	64,195
1XPEMR	UNH Police Emergency Preparedness	99,505	118,940
1XR005	UIC Equipment Replacement Fund	24,468	18,956
1XRIO2	IOL Plant Fund for New Building	64,658	64,658
1XROSR	OSR Equipment Replacement Fund	29,535	38,368
1XRRCI	RCI Equipment Replacement	313,196	314,263
1XT025	UNH R&R Emergency Repairs	6,370	15,857
1XT038	UNH R&R Campus Pavement	20,260	20,260
1XT041	UNH R&R Utility Tunnel Repairs	81,113	57,370
1XT069	UNH R&R Fire Station Repair&Upgrade	49,281	24,281
1XT119	UNH R&R Exterior Stairs	50,104	42,011
1XT218	UNH R&R Water System Repairs	275,810	179,543
1XT543	Sewer System Upgrades	41,174	36,791
1XT708	Campus Tribute Gift Projects	17,200	26,498
1XT785	SARRC Discretionary Funds	1,730,055	4,688,514
1XT787	SARRC-VPAA Unexpended	83,875	255,378
1XT788	SARRC-VPFA Unexpended	44,272	32,872
1XT789	SARRC-VPR&PS Unexpended	39,629	59,629
1XT790	SAARC - VP Enrollment Unexp	30,997	12,665
1XT791	SARRC-VP Advancement Unexp	70,436	52,936
1XT793	Campus Beautification Gift Fund	865	865
1XT811	Water Supply Study	18,118	36,460
1XT826	Design-Future Inst R&R Projects	92	9,943
1XT844	Radio Meter Reading System	67,995	47,995
1XT877	Emcor Contracted Utility Repairs	6,116	77,370
1XT907	Energy Efficiency Projects	1,973,012	1,469,447
1XT947	UNH/Durham Traffic Model	6,672	3,672
1XT958	ADA Projects	230,111	237,436
1XT994	Storm Drain Repair & Replace	104,429	183,429
1XTA25	Asset Management/Maintenance	447,713	379,166
1XTA59	Solar Major Overhaul	695,755	630,442
1XTA60	Solar Recuperator	305,889	289,352
1XTA62	Pedestrian Foot Bridges Repairs	-	4,145
1XTA66	SARRC - Athletics Discretionary	10,842	196
1XTA67	Power Distribution Systems	-	20,287
1XTA68	Rail Corridor Safety Protection	1,458	1,458
1XTA69	Rail Platform/Transit Station Maint	10,113	8,797
1XTB02	Sidewalk Repairs	339	6,375
1XTB03	Campus Tree Planting/Repl	1,458	1,458
1XTB83	High Voltage Electr Distribution	63,062	104,667

UNIVERSITY SYSTEM OF NEW HAMPSHIRE
DETAILED SCHEDULE OF UNEXPENDED PLANT FUND BALANCES
AT JUNE 30, 2019 AND 2018

Fund	Fund Title	2019	2018
1XTB86	Miscellaneous Electrical	133	133
1XTB87	AV - Electrical Projects	6,906	6,906
1XTC13	Chilled Water Distr System Upgrades	-	2,564
1XTC15	Landscape Repairs & Renovations	66,114	66,114
1XTC61	Paul College - IFB Repayment	-	-
1XTC99	Bike Rack Installations	14,761	27,296
1XTD48	Roof Safety Restraint Systems	25,707	9,028
1XTD54	Campus Wayfinding & Safety Signs	-	2,019
1XTD68	South Drive Design Advancement	4,152	4,237
1XTD87	College Brook Ravine Restoration	-	4,600
1XTDMA	UNH Deferred Maint Assessments	919,518	362,359
1XTDOC	Facilities Document Mgmt System	-	12,509
1XTE07	UNH Campus Exterior Lighting Improv	2,219	2,219
1XTE08	Signs - Campus Wayfinding and Bldg	156,894	152,744
1XTE49	CHP - Hot Water Side Stream Filter	-	3,348
1XTE88	Spaulding Hall Expansion-Renov	-	51,807
1XTE90	Outdoor Pool	-	251,779
1XTE97	Main St Utility Tunnel Concrete Rep	-	85,173
1XTF36	Repl Interior Room Signs-Mult Bldgs	9,434	9,434
1XTF37	Campus Fire Alarm Infrastructure	34,005	38,198
1XTF63	Bldg Heating Line Pipe Flushing-BA	-	532
1XTF98	Library Storage Bldg Cooling System	-	34,201
1XTG16	Mills to Fairchild Steam Line Repl	-	1,246
1XTG18	Utility Pit Replacement - Conant	-	1,076
1XTG39	Madbury Commons Lease - Furniture	10	10
1XTG47	66 Main Street Development	13,958	13,958
1XTG81	CEPS-OE & CCOM Program Expansion	-	99,511
1XTG91	MUB Move CO2 Tank from PPC	1,454	1,454
1XTG94	Spaulding Steam Line Repairs	-	20,490
1XTGEN	University Operations Equipment 09	921,533	1,024,375
1XTH07	Mendums Pond - Temporary Walkway	567	567
1XTH35	Vivarium Optimization Study	-	13,287
1XTH42	Museum of Art Planning Study	3,491	3,491
1XTH44	Field House Exterior Stair Repl	-	23,900
1XTH46	Congreve Utility Pit Repairs	-	11,003
1XTH51	Kingsbury-Generator Gas Service	12,231	12,231
1XTH53	East Stadium Upgrades and Repairs	537	537
1XTH55	West Stadium - IFB Repayment	-	-
1XTH61	Utility Master Plan	-	239,589
1XTH63	Ravine Culvert Replacement	-	19,968
1XTH65	Paving - Various Equine Buildings	-	5,659
1XTH76	Ham-Smith Sanitary Sewer System	45,066	45,066
1XTH80	MUB Pedestrian Bridge Repair-Upgr	3,000	3,000
1XTH86	Strafford Ave Sidewalk Replacement	-	964
1XTH96	Library Way Utility Tunnel Repairs	-	31,500
1XTJ02	Paul College-Generator Connect-Hub	138	138
1XTJ11	Dry Sprinkler Syst Repairs-Upgrades	-	3,948
1XTJ17	Main St Piping Repl - HVT092-94	9,552	9,552

UNIVERSITY SYSTEM OF NEW HAMPSHIRE
DETAILED SCHEDULE OF UNEXPENDED PLANT FUND BALANCES
AT JUNE 30, 2019 AND 2018

Fund	Fund Title	2019	2018
1XTJ21	Exterior Stairs-Main St-Dairy Bar	1,106	1,106
1XTJ26	Mooradian Field - Turf Replacement	-	105,451
1XTJ29	Ultra-Low Freezer Replacement Progr	1,600	1,600
1XTJ31	Rudman-Inst Sterilizer-Cage Washer	475,670	65,710
1XTJ32	High Voltage Circuit 12 Ext - Loop	61,180	74,227
1XTJ39	Transp Garage Nat Gas Boiler Conv	3,038	3,038
1XTJ41	MUB Ramp - Steel & Concrete Repairs	-	1,330
1XTJ42	Mill Road Lot - Parking Structure	-	815
1XTJ43	Walkway Improv-Kingsbury to Arts Wy	-	1,589
1XTJ53	Utility Line Repl HVT094 - Congreve	-	11,387
1XTJ58	Campus Fire Damper Study	6,382	76,618
1XTJ59	Utility Distr-College Rd to Nesmith	-	1,102
1XTJ60	Utility Pole Storage Area	2,304	2,500
1XTJ62	Dimond-Conant - Remove Steam Serv	9,206	9,206
1XTJ66	2 Leavitt - 75 KVA Transformer Repl	4,000	4,000
1XTJ67	6 Leavitt-225 KVA Transformer Repl	4,500	4,500
1XTJ86	Transportation Garage Misc Repairs	175	175
1XTJ89	Arts Center Study	7,514	7,514
1XTJ94	Browne Center - Misc Repairs & Upgr	200	200
1XTK00	Central Heat Plant - Major Repairs	77,738	77,738
1XTK22	Nesmith Hall Interior Stair Repairs	-	18,294
1XTK30	Strategic Infratructure Improvement	3,688,415	2,170,000
1XTK38	Utility HHW Repl HVT056 to HVT059	-	979
1XTK47	Public Safety Complex Studies	-	23,980
1XTK49	Nesmith - Sewer Rep & Bathroom Reno	-	101,831
1XTK61	Williamson - Drainage Improve & Rep	44	44
1XTK65	Kingman Main Lab -Install Generator	1,680	1,680
1XTK69	BAS Upgrades	1,385	34,231
1XTK97	Electric Grid - Upgrade Circuit 11	-	50,174
1XTL09	MUB - Driveway & Sidewalk	54,171	8,741
1XTL12	Northwest Heat Plant	226,844	5,752
1XTL22	PCAC - Bratton ADA Access	5,167	2,249
1XTL31	South Drive Connection	15,003	-
1XTL40	CHP - Siemens Core Replacement	-	37,603
1XTL46	Fairchild - Site Stairs	4,725	27,755
1XTL47	Morse Hall Security Upgrades	30,737	130,000
1XTL56	Kendall Hall Levels 3-5 Repurposing	3,087,098	-
1XTL85	Morse Hall HVAC Evaluation	35,244	-
1XTL88	Hewitt-Telecom-Rudman Courtyd Study	682	-
1XTM07	PCAC - Update Life Safety Report	1,528	-
1XTM09	Utility Distr Realign Sub Station 1	497,041	-
1XTM49	Dimond - Major Chiller Repairs	39,980	-
1XTM56	Morse - Telecom Closet Construction	1,002	-
1XTM58	Co-Gen Plant- Power Factor Correct	19,395	-
1XTM61	Gables A,B,C - Replace Transformers	95,000	-
1XTM65	Campus Envelope and Interior Paint	7,992	-
1XTN13	Utility Distr New Sub Station 4	334,388	-
1XTN14	Utility Distr Upgrade Sub Station 2	92,612	-

**UNIVERSITY SYSTEM OF NEW HAMPSHIRE
 DETAILED SCHEDULE OF UNEXPENDED PLANT FUND BALANCES
 AT JUNE 30, 2019 AND 2018**

Fund	Fund Title	2019	2018
1XTOMR	Operations & Maintenance R&R Reserve	1,198,213	973,085
	TOTAL ALL OTHER	35,040,380	33,963,094
TOTAL UNIVERSITY OF NEW HAMPSHIRE - DURHAM		102,904,105	86,326,808

UNIVERSITY OF NEW HAMPSHIRE AT MANCHESTER

<u>ALL OTHER</u>			
1XM005	Comm Arts Equipment Reserve	10	10
1XM006	Library Equipment Reservet	129	129
1XM007	UNHM Unexpended R&R General	20,425	355
1XM008	UNHM Computer Lab Equip Replac	25,935	1,638
	TOTAL ALL OTHER	46,499	2,132
TOTAL UNIVERSITY OF NEW HAMPSHIRE AT MANCHESTER		46,499	2,132

UNIVERSITY OF NEW HAMPSHIRE SCHOOL OF LAW

<u>ALL OTHER</u>			
1XH710	UNHL Unexpended Plant Funds	1,073,277	963,271
	TOTAL ALL OTHER	1,073,277	963,271
TOTAL UNIVERSITY OF NEW HAMPSHIRE SCHOOL OF LAW		1,073,277	963,271

PLYMOUTH STATE UNIVERSITY

<u>HOUSING, DINING & OTHER AUXILIARY</u>			
6XB331	Smith Hall Renovation	1,195,631	3,508,288
6XB335	HUB Rubber Roof Replacement	257,139	-
6XF031	Ice Arena Repair & Renovation	1,384,467	1,245,642
6XS006	Prospect Dining Remodeling	2,046	2,046
6XS021	Hartman Union Repairs	9,516	9,516
6XS037	Res Life Unexpended Plant Fund	-	3,325
6XS038	Res Life Major Repairs	-	2,306
	TOTAL HOUSING, DINING & OTHER AUXILIARY	2,848,799	4,771,123

<u>ACADEMIC & ADMINISTRATIVE</u>			
6XB326	Health Hum Perf Phys Ed Ctr	289,430	4,233,587
6XB329	Hyde Hall 120 220	202,132	239,257
6XB332	Student Service Center Speare	185,323	284,942
6XF027	Highland Hall Debt Service	-	3
6XF036	Museum of the White Mtns IFB	2	2
6XF040	Samuel Read IFB	4	3
6XF042	ALLWell North IFB	3	1
	TOTAL ACADEMIC & ADMINISTRATIVE	676,894	4,757,795

UNIVERSITY SYSTEM OF NEW HAMPSHIRE
DETAILED SCHEDULE OF UNEXPENDED PLANT FUND BALANCES
AT JUNE 30, 2019 AND 2018

Fund	Fund Title	2019	2018
<u>ALL OTHER</u>			
6X0ADJ	PSU Unexpended Plant Adjustments	15,000	-
6XB021	Memorial Place 91	-	13
6XB035	PSU Unexpended R&R General Fds	-	4
6XB050	Facilities Repair & Adaption	1,934,538	1,986,278
6XB179	Safety/Environmental	108,894	144,469
6XB184	Campus Planning	2,291,155	-
6XB291	Facilities Deferred Maintenance	3,058,012	68,364
6XB322	Weeks Street Steamline	-	1,422,864
6XB328	D&M 1st Floor	14,136	27,100
6XB333	Steam Lines- Wht Mt Apt	579,329	44,734
6XB336	Episcopal Church Renovation	131,660	-
6XC002	CAC Equipment Upgrade & Replacement	1,515	1,515
6XF001	Energy Conservation Projects	39,568	39,568
6XF006	Purchase Of Property - PSU	188,269	188,269
6XF024	ITS Networking Projects	447,272	226,121
6XF026	Infrastructure IFB	2	2
6XF038	PSU CNG Project	48,217	48,217
6XF041	Steam Lines Phase I IFB	100,678	100,678
6XF043	Steam Lines Phase II IFB	1,330	1,329
6XGGEN	Budget Only - Unexpended Plant	-	350,000
6XS060	University Police Vehicles	-	31,001
TOTAL ALL OTHER		8,959,575	4,680,526
TOTAL PLYMOUTH STATE UNIVERSITY		12,485,268	14,209,444
<u>KEENE STATE COLLEGE</u>			
<u>HOUSING, DINING & OTHER AUXILIARY</u>			
5XG002	Unexp. R&R - Housing CUFS 6252	1,430,647	1,430,647
5XG003	Unexp. R&R - Dining CUFS 6253	775,268	775,268
5XG004	Unexp. R&R - Student Ctr CUFS 6254	238,705	238,705
5XT080	Food Court Renovations	758	758
5XT081	RLO Furniture	146,987	146,987
5XT082	Student Ctr Small Projects-KSC	45,246	45,246
5XT128	Bookstore Renovations	1,765	1,765
5XT133	Dining R&R Small Projects	100	11,983
5XT134	Huntress Hall Basement Classroom	1	1
TOTAL HOUSING, DINING & OTHER AUXILIARY		2,639,477	2,651,360
<u>ACADEMIC & ADMINISTRATIVE</u>			
5XG024	KSC - Academic Buildings CUFS 6211	83	83
5XG086	KSC Alumni Center IFB	367,892	367,891
5XG089	KSC TDS Building Capital Project	55,869	55,869
5XG092	KSC TDS Pv Array Capital Project	4	4
5XT011	Sciences Projects	77,320	85,560
5XT057	Morrison Renovation 99	5,396	5,396

UNIVERSITY SYSTEM OF NEW HAMPSHIRE
DETAILED SCHEDULE OF UNEXPENDED PLANT FUND BALANCES
AT JUNE 30, 2019 AND 2018

Fund	Fund Title	2019	2018
5XT088	Spaulding Renovations	1,240	1,240
5XT098	Media Arts Building	4,343	4,343
5XT099	Alumni Center - 232 Main Street	46,363	46,363
5XT105	President's Residence	-	-
5XT118	Adams, Butterfield, Blake Space Stu	75,109	75,109
5XT121	Elliot Hall 2nd Floor Renovation	2,012	2,012
5XT125	Hale Building Renovations	89,819	89,819
5XT146	Sci Ctr Greenhouse	328	328
5XT153	Mason Library Athenaeum	86,961	86,961
5XT154	Redfern NASM Project	83,934	83,934
5XT157	Mason Library Projects	40,831	40,831
5XT158	Nursing Lab and Sim Spaces	196,698	196,698
5XT160	TDS A&P Lab	44,776	44,776
5XT164	Joslin Hall	35,192	35,192
5XT165	Elliot Hall 1st Floor	-	-
5XT167	Mason Library Steps	-	-
5XT172	MAC Roof	1,065	1,065
5XT177	Spaulding Pool Ventilation	482,200	-
TOTAL ACADEMIC & ADMINISTRATIVE		1,697,435	1,223,474
<u>ALL OTHER</u>			
5XG001	Unexp. R&R - General Funds CUFS 625	13,014,950	11,359,995
5XG006	Printing Equip. Replacemt CUFS 6270	5,138	5,138
5XG007	Equip. Replacemt Reserve CUFS 6073	2,241	2,241
5XG015	Madison Street Parking	9,480	9,480
5XG026	Computer Acq Plan 92 CUFS 6215	-	-
5XG028	Furniture Replacement	314	314
5XG047	LRTP - Network Management System	521	521
5XG053	Unexp R&R - Recreation Center	56,165	56,165
5XG060	infra ksc heating plant	70	70
5XG069	KSC Heating Plant Upgrade	183,815	183,815
5XG073	KSC IFB Payments	5	3
5XG082	Campus Safety Vehicle Replacement	15,017	15,017
5XG090	KSC Recreation and Civic Center	349,658	349,658
5XG095	Mason Library-Cohen Ctr Expansion	-	343,165
5XT009	Professional Studies Projects	106,671	106,671
5XT010	Arts & Humanities Projects	83,998	83,998
5XT025	Classroom Equip and Tech Upgrades	463,982	463,982
5XT060	Energy Conservation Projects	246,707	241,737
5XT070	Safety & Accessibility Improvements	73,186	17,016
5XT071	Recreational Sports Improvemen	240,979	240,979
5XT077	KSC IT Small Projects	-	-
5XT094	Property Acquisition	100,442	100,442
5XT104	Campus Signage	1,459	1,459
5XT108	Cable Plant Infrastructure	441,378	216,378
5XT109	Net Connectivity & Transport Equip	102,760	33,760
5XT110	Voice Telephony Infrastructure	76,485	76,485
5XT111	Net Services & Support Equipment	329,564	382,492

**UNIVERSITY SYSTEM OF NEW HAMPSHIRE
 DETAILED SCHEDULE OF UNEXPENDED PLANT FUND BALANCES
 AT JUNE 30, 2019 AND 2018**

Fund	Fund Title	2019	2018
5XT113	Deferred Maintenance Projects	3,840	3,510
5XT119	Campus Safety Relocation	3,756	3,756
5XT124	Expo Center Feasibility Study	130	130
5XT127	Bike Path	775	775
5XT131	Server Room Code Improvements	12,158	12,158
5XT135	Landscape Master Plan	493	493
5XT136	Ceramics Studio	1,081	1,081
5XT139	Wyman Way	406	406
5XT141	Lib Archives & Spec Collect Stacks	3,662	3,662
5XT144	KSC LED Site Lighting	39,981	39,981
5XT147	RLO Small Projects	920,668	538,127
5XT148	KSC E&G Small Projects	704,233	362,451
5XT152	Energy Submetering Project	30,438	30,438
5XT156	Master Plan Update FY13	100,001	100,001
5XT161	Oil Tank Replacement	70,715	70,715
5XT162	Access Control Project	519,289	519,289
5XT169	Redfern Life Safety Improvements	955,766	955,766
5XT173	Space Alloc, Adapt, Renewal Comm	60,791	60,791
5XT175	Crosswalk Improvements	140,000	-
5XT176	Steam Line Replacement	813	-
5XT178	Artificial Turf Field	800,000	-
	TOTAL ALL OTHER	20,273,981	16,994,511
TOTAL KEENE STATE COLLEGE		24,610,893	20,869,345
<u>GRANITE STATE COLLEGE</u>			
	<u>ACADEMIC & ADMINISTRATIVE</u>		
7X6691	New GSC Academic/Admin Center	3,162,017	3,061,462
7X6711	Hall Street - R & A	75,569	77,537
	TOTAL ACADEMIC & ADMINISTRATIVE	3,237,586	3,138,999
	<u>ALL OTHER</u>		
7X6699	GSC Lebanon Move	-	100,556
7X6700	Tech Village R&R	282,563	247,563
7X6705	Conway Center Repairs	25,959	25,959
7XC002	GSC Vehicle Replacement Fund	40,000	40,000
7XC007	GSC Classroom Upgrades	82,584	82,584
7XC009	Phone System Upgrades	40,287	40,287
	TOTAL ALL OTHER	471,393	536,949
TOTAL GRANITE STATE COLLEGE		3,708,979	3,675,948
<u>TRUSTEES/CHANCELLOR'S OFFICE</u>			
	<u>ALL OTHER</u>		
9X0001	SYS Repair & Replacement	-	238,797
9X0002	SYS R&R Financial Technology Fund	(3,947)	272,456

**UNIVERSITY SYSTEM OF NEW HAMPSHIRE
 DETAILED SCHEDULE OF UNEXPENDED PLANT FUND BALANCES
 AT JUNE 30, 2019 AND 2018**

Fund	Fund Title	2019	2018
9X0037	SYS Copy Machine Fund	-	26,666
9X0039	SYS Vehicle Replacement Fund	15,795	5,747
9X0042	SYS Chancellor Cap Planning Funds	-	115,981
9X0048	SYS R&R Chenell Dr	-	623,643
9X0050	SYS Repair & Replacement	-	75,532
9X0051	SYS Chenell Dr Reserves	-	370,000
	TOTAL ALL OTHER	11,848	1,728,822
TOTAL TRUSTEES/CHANCELLOR'S OFFICE		11,848	1,728,822
TOTAL UNIVERSITY SYSTEM OF NEW HAMPSHIRE		\$ 144,840,869	127,775,770

UNIVERSITY OF NEW HAMPSHIRE DURHAM
DETAILED SCHEDULE OF ASSETS, DEFERRED OUTFLOWS, LIABILITIES, AND NET POSITION
BALANCE AT JUNE 30, 2019

Fund	Fund Name	Cash & Investments	Receivables	Prepaid & Other Current Assets	Property, Plant & Equipment	Deferred Inflows & Outflows	Accounts Payable	Deposits & Unearned Revenues	Accrued Employee Benefits	Pension & Post Retirement Medical	Refundable Government Advances	Asset	Long-term Debt Including Life Income	Total Net Position
												Retirement and Other Obligations		
1DBML1	PI Marianne LITVAITIS	1,900												1,900
1DBML2	PI Michael LESSER	13,319												13,319
1DBML3	PI marta Lima	188,806												188,806
1DBMM1	PI Matthew MacManes	168,706												168,706
1DBNF0	PI Nathan Furey	223,029												223,029
1DBNW0	PI Nancy Whitehouse	8,358					(31)							8,327
1DBPE0	PI Peter Erickson	667					(245)							422
1DBPP0	PI Peter PEKINS	5,025												5,025
1DBPPD	Colsa Prepaid - Intern. Desig.	(119,283)		119,283										-
1DBPT0	PI Paul TSANG	11,428												11,428
1DBRC0	PI Richard COTE	26,272												26,272
1DBRC1	PI Russell CONGALTON	12,559												12,559
1DBRG0	PI Raymond Grizzle	487					(487)							-
1DBRR0	PI Robert ROBERTSON	456												456
1DBRR1	PI Ruth Reilly	41												41
1DBRR2	PI Rebecca Rowe	28,100					(50)							28,050
1DBRS0	PI Regina SMICK-ATTISANO	1,665												1,665
1DBRS1	PI Richard SMITH	3,312												3,312
1DBSA0	PI Shadi Atallah	5,584												5,584
1DBSB0	PI Sherman Bigornia	105,045					(8,993)							96,052
1DBSE0	PI Stephen Eisenhaure	79												79
1DBSE1	PI Sherine Elsawa	82,108												82,108
1DBSF0	PI Serita Frey	22,706					(22)							22,684
1DBSG0	PI Stuart GRANDY	41,938												41,938
1DBSJ0	PI Stephen JONES	6,779												6,779
1DBSM0	PI Subhash MINOCHA	547												547
1DBSW0	PI Sarah Walker	98,171												98,171
1DBTD0	PI Thomas DAVIS	10,027												10,027
1DBTF0	PI Thomas FOXALL	1,445												1,445
1DBTH0	PI Theodore HOWARD	4,463												4,463
1DBTL1	PI Thomas LEE	2,123												2,123
1DBVJ0	PI Victoria Jeffers	202,391												202,391
1DBVR0	PI Vernon Reinhold	16,227												16,227
1DBWM0	PI William MCDOWELL	93,895					(2,646)							91,249
1DBWT0	PI W Kelly Thomas	41,520												41,520
1DBWW0	PI Winsor WATSON	3,301												3,301
1DBWW1	PI Will WOLLHEIM	24,166												24,166
1DBXC0	PI Xuanmao Chen	17,179					(22)							17,157
1DC007	Project Search	5,136					(50)							5,086
1DC014	Family Violence Research Confe	987												987
1DC020	Replication Study On Violence	754												754
1DC021	UNH Survey Center	10,045					(827)							9,218
1DC028	Spaulding Fund Cultural Events	37,883												37,883
1DC035	Literacy Lab	22,380												22,380
1DC044	Summer Youth Music School	276,633						(267,275)						9,358
1DC045	Clark Terry/UNH Festival	4,155												4,155
1DC046	Theater Resources for Youth	5,051						(1,700)						3,351
1DC054	Piano Extension Program	16,841												16,841
1DC058	Family Research Lab	11,116					(1,093)							10,023
1DC063	COLA Non-Cap Small Projects	12,059												12,059
1DC064	Composition Pgm Royalties Fund	23,674												23,674
1DC068	The Confucius Institute	4,568												4,568
1DC070	Psychology Research Support Fund	951												951
1DC073	Int'l Conference on Social Stress	14,210												14,210
1DC075	McConnell Fund	9,467												9,467
1DC078	Future Leaders Institute Camp	3,985												3,985
1DC079	Power Play Interactive Theatre	57,193	5,000				(2,352)							59,841
1DC081	Marching Band Student Programs	6,387						(6,300)						87
1DC083	Publicly Engaged Humanities Fellows	12,018												12,018
1DC085	COLA Dean's Fund	2,076												2,076
1DC086	Art Camp	48,836						(19,420)						29,416
1DC087	Writer's Academy	46,475						(46,435)						40
1DC088	Theatre Camp	59,190						(36,745)						22,445
1DC089	Music Community Outreach	9,026					(4)							9,022
1DC090	Bringing in the Bystander	2,071												2,071
1DC091	Education Initiatives	62,318												62,318
1DC092	UNH CoRE - TIGERS Funding	2,983												2,983
1DC094	Literacy Center Programs	13,099						(2,525)						10,574
1DC095	NE Council Latin American Studies	19,349						(16,740)						2,609

UNIVERSITY OF NEW HAMPSHIRE DURHAM
DETAILED SCHEDULE OF ASSETS, DEFERRED OUTFLOWS, LIABILITIES, AND NET POSITION
BALANCE AT JUNE 30, 2019

Fund	Fund Name	Cash & Investments	Receivables	Prepaid & Other Current Assets	Property, Plant & Equipment	Deferred Inflows & Outflows	Accounts Payable	Deposits & Unearned Revenues	Accrued Employee Benefits	Pension & Post Retirement Medical	Refundable Government Advances	Asset	Long-term Debt Including Life Income	Total Net Position
												Retirement and Other Obligations		
1DC184	Alfred&Sallie Lambertson Quasi Payout	29,501												29,501
1DC201	Alberta Johnson '32 Dance Quasi PO	28,503												28,503
1DC232	Italian Studies Quasi Payout	18,350												18,350
1DCAC1	PI Andrew Christie	87												87
1DCAC2	PI Andrew Coppens	4,606												4,606
1DCAH1	PI Aria Halliday	408												408
1DCAM1	PI Andrew MacPherson	169												169
1DCAM2	PI Alecia Magnificio	720												720
1DCAS1	PI Andrew Smith	2,141												2,141
1DCAW1	PI Anna Wainwright	3,801												3,801
1DCAZ1	PI Ann Zimo	7,127												7,127
1DCBB2	PI Benjamin Cliff Brown	1,132												1,132
1DCBG1	PI Brett Gibson	6,350												6,350
1DCBM1	PI Bruce Mallory	2,482												2,482
1DCCF1	PI Cathy Frierson	504												504
1DCCG2	PI Casey Golomski	273												273
1DCCM5	PI Caitlin Mills	10,780												10,780
1DCCO1	PI Christina Ortmeier-Hooper	394												394
1DCCP1	PI Charles Putnam	2,295												2,295
1DCCR1	PI Cesar Rebellon	719												719
1DCCV1	PI Cynthia Van Zandt	131												131
1DCDB2	PI Dennis Britton	1,179												1,179
1DCDF1	PI David Finkelhor	157,225												157,225
1DCDK2	PI Delia Konzett	1,281												1,281
1DCDP1	PI David Pillemer	12,130					(1,130)							11,000
1DCDP2	PI Donna Perkins	330												330
1DCDP3	PI Danielle Pillet-Shore	9,002												9,002
1DCEC1	PI Ellen Cohn	3,275												3,275
1DCEC2	PI Elizabeth Carter	628					(134)							494
1DCEC3	PI Emily baer-Bositis	3,488												3,488
1DCECS	Eighteenth Century Studies Journal	23,440					(637)							22,803
1DCED1	PI Eun Kyeong Cho	537												537
1DCEH3	PI Eleanor Harrison-Buck	2,520												2,520
1DCEH4	PI Elyse Hambacher	812												812
1DCER1	PI Emilie Reagan	1,532												1,532
1DCEVW	Ending Violence/Women on Campus	4,366					(4,366)							-
1DCEW1	PI Ethel Wolper	17												17
1DCFA1	PI Funso Afolayan	617												617
1DCFDR	COLA Faculty Desktop	5,459												5,459
1DCFM1	PI Fredrik Meiton	3,414												3,414
1DCFVT	Fox Valley Technical College	(23,072)	23,330											258
1DCHF1	PI Harriet Fertik	4,203												4,203
1DCHT1	PI Heather Turner	53,827												53,827
1DCIC1	PI Ileana Chirila	500												500
1DCITL	COLA IT Lab Fund	90,637												90,637
1DCJB3	PI Jennifer Borda	3,935												3,935
1DCJB4	PI Jennifer Brewer	3,795												3,795
1DCJC2	PI Jade Caines	2,037												2,037
1DCJC3	PI Jaed Coffin	3,000												3,000
1DCJM1	PI Jill A McGaughy	95												95
1DCJO1	PI Joseph Onosko	66												66
1DCJR3	PI Julia Rodriguez	98												98
1DCJS1	PI Judy Sharkey	5,914												5,914
1DCJW3	PI Jolie Wormwood	42,230												42,230
1DCKD1	PI Kurk Dorsey	8												8
1DCKD2	PI Kristina Durocher	416												416
1DCKE2	PI Katie Edwards	2,957												2,957
1DCKH1	PI Kevin Healey	192												192
1DCKL1	PI Kimberly Lema	35,030												35,030
1DCKV1	PI Karen Van Gundy	7,589												7,589
1DCKZ1	PI Kate Zambon	6,993												6,993
1DCLC1	PI Leslie Couse	1,714												1,714
1DCLH1	PI Lawrence Hamilton	89												89
1DCLJ1	PI Lisa Jones	13,019					(440)							12,579
1DCLL1	PI Lina Lee	1,480												1,480
1DCLP1	PI Lawrence Prelli	567												567
1DCLPD	COLA Lecturer Pedagogical Dev Fund	804					(804)							-
1DCLS1	PI Lucy Salyer	30												30
1DCLZ1	PI Lin Zhang	4,883					(369)							4,514

UNIVERSITY OF NEW HAMPSHIRE DURHAM
DETAILED SCHEDULE OF ASSETS, DEFERRED OUTFLOWS, LIABILITIES, AND NET POSITION
BALANCE AT JUNE 30, 2019

Fund	Fund Name	Cash & Investments	Receivables	Prepaid & Other Current Assets	Property, Plant & Equipment	Deferred Inflows & Outflows	Accounts Payable	Deposits & Unearned Revenues	Accrued Employee Benefits	Pension & Post Retirement Medical	Refundable Government Advances	Asset	Long-term Debt Including Life Income	Total Net Position
												Retirement and Other Obligations		
1DDST0	PI Sterling Tomellini	190												190
1DDSV0	PI Scott Valcourt	443												443
1DDTB0	PI Thomas Ballestero	19,036												19,036
1DDTG0	PI Todd Gross	6,483												6,483
1DDTS0	PI Tedd Sparr	145												145
1DDVM0	PI VK Mathur	1,398												1,398
1DDWC0	PI William Clyde	741												741
1DDWJ0	PI Wayne E. Jones, Jr.	298,750												298,750
1DDWM0	PI WT Miller	1,808												1,808
1DDWM2	PI Weiwei Mo	22,434												22,434
1DDWR0	PI Wheeler Ruml	21,217												21,217
1DDWS0	PI William Seitz	2,574												2,574
1DDYK0	PI Young Jo Kim	113,461												113,461
1DDYL1	PI Yaning Li	210												210
1DE002	Marketing Projects	5,676												5,676
1DE004	Decision Science Entrepreneur Intrn	4,195												4,195
1DE005	Post Tenure Fac Development	43,228												43,228
1DE336	Rosenberg Faculty Chair	30,795												30,795
1DE337	Rosenberg Franchise Center	39												39
1DE357	Gourmet Dinner	7												7
1DE3FP	Executive Programs Liquor	100												100
1DE500	Inquiry Course Program	58,143												58,143
1DE550	Social Venture Innovation Challenge	812												812
1DE600	Up 2 NIH - Reagan Bauhgman	2,860												2,860
1DE700	Venkatachalam Undergrad Resrch Fund	62,563												62,563
1DE800	PAUL Discretionary Fund	7,713												7,713
1DE900	Associate Dean Support Fund	4,146												4,146
1DEAE2	Earle, Andrew - Internal Support	1,021												1,021
1DEAH1	Internal Support-Ali Hojjat	8,130												8,130
1DEAP1	Pescosolido, A Tuck - Internal Supp	500												500
1DEAS1	Internal Support Anupama Sukhu	13,975												13,975
1DEBA1	Akdeniz, Billur - Internal Support	122												122
1DEBP1	Internal Support-Bruce Pfeiffer	801												801
1DECB2	Internal Support C Barrows	4,080												4,080
1DECG1	PI Christopher Glynn	8,630												8,630
1DECS1	Internal Support Christine Shea	4,608												4,608
1DEDB1	Internal Support - Danielle Brick	3,954												3,954
1DEDD1	Internal Support Devkamel Dutta	5,697												5,697
1DEDI1	Innis, Daniel - Internal Support	38,114												38,114
1DEDO1	Internal Support Deniz Ozabaci	8,753												8,753
1DEDR3	PI Daniel Remar	1,500												1,500
1DEEG1	PI Liz Gray	109,702												109,702
1DEES1	PI Eleanne Solorzano	42												42
1DEES2	Internal Support-Evangelos Simos	1,200												1,200
1DEEX1	Internal Support Emily Xu	8,995												8,995
1DEEZ1	Ermira Zifla- Internal Support	8,130												8,130
1DEFW1	Wilson, Fiona - Internal Support	6,489												6,489
1DEGY1	Internal Support Goksel Yalcinkaya	10,230												10,230
1DEHA1	Internal Support Hachemi Aliouche	4,836												4,836
1DEHSP	Hospitality Sponsorship Fund	11,929												11,929
1DEIK1	Internal Support-Inchan Kim	22,154												22,154
1DEJC1	Jianhong, Chen - Internal Support	6,870												6,870
1DEJG1	Internal Supprt Jennifer Griffith	11,253												11,253
1DEJH1	PI Ju-Chin Huang	3,594												3,594
1DEJH3	Ju-Chin Huang-Internal Support	6,025												6,025
1DEJH4	Hasseldine, John - Internal Support	1												1
1DEJL1	Internal Support Jun Li	5,067												5,067
1DEJS1	PI Jeff Sohl	61,524												61,524
1DEJS2	Internal Support-Joseph Sabia	10,840												10,840
1DEJW1	Internal Support Jing Wang	1,125												1,125
1DEKC2	Karen Conway-Internal Support	323												323
1DEKG1	Internal Support K Gwebu	2,138												2,138
1DEKC1	PI Karen Smith Conway	1												1
1DELB1	Bstieler - Internal Support Fund	7,934												7,934
1DELB2	Ludwig Bstieler - PI Help Fund	2,377												2,377
1DELG1	Guo, Lin - Internal Support	3,253												3,253
1DELR1	Ragland, Linda - Internal Support	9,485												9,485
1DEMG1	Internal Support-Michael Goldberg	1,855												1,855
1DEMG2	PI - Michael Goldberg	406												406

(360)

UNIVERSITY OF NEW HAMPSHIRE DURHAM
DETAILED SCHEDULE OF ASSETS, DEFERRED OUTFLOWS, LIABILITIES, AND NET POSITION
BALANCE AT JUNE 30, 2019

Fund	Fund Name	Cash & Investments	Receivables	Prepaid & Other Current Assets	Property, Plant & Equipment	Deferred Inflows & Outflows	Accounts Payable	Deposits & Unearned Revenues	Accrued Employee Benefits	Pension & Post Retirement Medical	Refundable Government Advances	Asset		Total Net Position
												Retirement and Other Obligations	Long-term Debt Including Life Income	
1DJ161	Alternative Break Challenge	700												700
1DJ162	Golden Key Int'l Honour Society	1,586												1,586
1DJ163	Dairy Club	2,874												2,874
1DJ164	Not Too Sharp	1,166												1,166
1DJ166	Hepcats Swing Club	659												659
1DJ168	Freshman Camp	6,182												6,182
1DJ170	Graduate Students of Social Work	20												20
1DJ172	Alpha Delta Phi Society	899												899
1DJ174	Oxfam UNH	173												173
1DJ175	Psychology Club	41												41
1DJ177	Pre Vet Club	127												127
1DJ178	Pre Dental Society	1,011												1,011
1DJ179	Society of Women Engineers	868												868
1DJ181	Hospitality Sales and Marketing	516												516
1DJ182	Student Nursing Organization	9,715												9,715
1DJ183	Kappa Kappa Psi	2,098												2,098
1DJ184	Alpha Kappa Psi	1,815												1,815
1DJ185	Cru UNH	2,987												2,987
1DJ186	Alpha Chi Sigma	519												519
1DJ188	Hillel	2,870												2,870
1DJ189	Amer Society for Microbiology	2,089												2,089
1DJ191	CommUNHiversity	404												404
1DJ193	Business Starters	40												40
1DJ195	Arnold Air Society	797												797
1DJ197	Club Managers Assc of America	730												730
1DJ198	American Sign Language Club	39												39
1DJ199	Pi Kappa Phi	63												63
1DJ200	UNH Slow Food	130												130
1DJ201	Nat'l Society of Black Engineers	372												372
1DJ202	Phi Alpha Honor Society	2,950												2,950
1DJ203	Chess Club	192												192
1DJ206	Residence Hall Association	4,841												4,841
1DJ208	Assoc of Students United by Music	16												16
1DJ209	Active Minds UNH	2,142												2,142
1DJ211	Best Buddies UNH	91												91
1DJ212	Eta Sigma Delta	2,078												2,078
1DJ213	Off the clef	921												921
1DJ214	Leadership Program	82												82
1DJ216	Fia-Chait Irish Dance	466												466
1DJ217	Sigma Alpha epsilon	5,985												5,985
1DJ218	Comm-entary	380												380
1DJ219	Alpha Phi Omega	33,857												33,857
1DJ220	Sigma Chi - Upsilon	1,475												1,475
1DJ221	Anime Club	85												85
1DJ222	Society of Physics Students	1,120												1,120
1DJ223	Paranormal Club	183												183
1DJ224	Eta Sigma Phi	1,178												1,178
1DJ225	Red Cross Club	962												787
1DJ227	Aspiring Hands	111												111
1DJ228	Hospitality Financial and Tech Pros	831												831
1DJ229	American Society of Civil Engineers	2,016												2,016
1DJ230	Chinese Scholars & Students Assoc.	2,567												2,567
1DJ232	Indian Subcontinent Students' Assoc	715												715
1DJ233	Silver Wings-Cunningham Chapter	54												54
1DJ236	UNH Net Impact	481												481
1DJ239	UNH Yellow Ribbon Club	344												344
1DJ240	Phi Mu Delta	571												571
1DJ242	UNH Hammock Club	39												39
1DJ245	Alpha Epsilon Delta	67												67
1DJ246	Contra UNH	757												757
1DJ247	UNH Birding Club	148												148
1DJ248	UNH Relay for Life	255												255
1DJ249	UNH VOX (Voices Planned Parenthood)	425												425
1DJ250	National Assoc. for Music Education	1,482												1,482
1DJ251	AICHe	10												10
1DJ252	Women in Business	6,678												6,678
1DJ253	Sigma Tau Delta	402												402
1DJ254	Kappa Sigma	1,008												1,008
1DJ255	Amnesty International UNH	1,176												1,176

(175)

UNIVERSITY OF NEW HAMPSHIRE DURHAM
DETAILED SCHEDULE OF ASSETS, DEFERRED OUTFLOWS, LIABILITIES, AND NET POSITION
BALANCE AT JUNE 30, 2019

Fund	Fund Name	Cash & Investments	Receivables	Prepaid & Other Current Assets	Property, Plant & Equipment	Deferred Inflows & Outflows	Accounts Payable	Deposits & Unearned Revenues	Accrued Employee Benefits	Pension & Post Retirement Medical	Refundable Government Advances	Asset	Long-term Debt Including Life Income	Total Net Position
												Retirement and Other Obligations		
110278	NSRC Administration	(6,816)	6,816											-
110279	NSRC Forest Carbon Cycle	(438)	438											-
110284	Predicting Carbon Dynamics	(12,044)	12,044											-
110288	Organic Patures	6,985	(5,936)				(1,049)							-
110298	Plots on White MTN Natl Forest	(16,078)	16,078											-
110300	Global Diets & Impacts	(3,916)	3,916											-
110302	Adult and Fledgling Shrubland	(1,165)	1,165											-
110311	Perennial Legume-Grass Mixture	(12,807)	12,807											-
110312	UNH Urban FIA Partnership	(25,991)	25,991											-
110313	Managing Invasive Plants	(13,613)	13,613											-
110316	Collateral Protection	(5,716)	5,716											-
110317	Watershed Scale Carbon Cycling	(769)	769											-
110320	Chaga Resources in the WMNF	(5,020)	5,020											-
110321	NSRC: Theme 2	(2)	2											-
110322	Effects of Stress Factors	(319)	319											-
110323	PnET-CN Model Enhancement	(3,006)	3,006											-
110324	NRCS Turtle Monitoring-Conserv	(610)	610											-
110326	NH Invasives Academy	(6,776)	6,776											-
110329	USDA Pest Management 17-20	(10,028)	11,121				(1,093)							-
110332	Seed-Propagated Strawberries	(2,465)	2,465											-
110334	Optimizing AquaponicProduction	(14,662)	14,662											-
110335	Microbiome & Methane Emissions	(7,225)	7,225											-
110336	Tracking the Vernal Window	(8,489)	8,489											-
110338	Sensor Network Research	(5,039)	5,039											-
110339	American Ash Resistance	(48,178)	48,178											-
110340	Forest Pest Outreach FY 2018	(4,120)	4,120											-
110341	Forest Practices Support 18-21	(650)	833				(183)							-
110342	Urban FIA Analytical Assist	(21,636)	21,636											-
110343	Town Forests & Citizen Science	(5,134)	5,295				(161)							-
110344	Skunks & Raccoons in ORV Prog	(1,665)	1,665											-
110345	2018-20 Crop Insurance & Risk	(28,318)	28,318											-
110346	Assisting Maple Syrup Producer	80	(80)											-
110348	NH's Food Safety Education	(5,080)	5,080											-
110350	2018-19 NH Rural Tech Assist	(8,987)	8,987											-
110352	Mammals & Mycorrhizal Fungi	(7,790)	7,790											-
110353	National Vistor Use Monitoring	(1,811)	1,811											-
110354	Small Mammal Population	(1,123)	1,123											-
110357	Green Mountain National Forest	(307)	307											-
111D83	2014-17 NHSG Extension	(544)	544											-
111D84	2014-2017 NHSG Communities	(3,341)	3,406				(65)							-
111D85	2014-17 NHSG Climate	(10,461)	10,643				(182)							-
111D90	2014-17 NHSG Education	(1,625)	1,625											-
111D91	2014-17 NHSG Communications	(3,621)	3,621											-
111E16	Continuation of NOAA JHC	(247,887)	252,189				(4,302)							-
111E17	Continuation of NOAA JHC-Off	(43,719)	43,940				(221)							-
111E24	Development Supplement	3,780	(3,780)											-
111E30	Emerging Oyster Industry in NH	(1,069)	1,069											-
111E32	FIREX	(967)	976				(9)							-
111E35	Plymouth State-Chabot	(56,473)	56,473											-
111E38	Cod Genomics Stock Structure	(1,138)	1,138											-
111E40	IT Support for NOAA UNH Employ	(24,526)	19,621					4,905						-
111E52	CRRC Admin	(19,604)	19,888				(284)							-
111E53	Alleviate Eider Duck Predation	(6,267)	6,267											-
111E58	Network Visioning Project	(1,074)	1,074											-
111E59	NH Sea Grant 2018-2021 Omnibus	(1,895)	1,895											-
111E60	Sustainability of NE Aquacult	(2,023)	2,023											-
111E62	ERMA Continue of Tasks	(17,648)	17,648											-
111E63	Berlinsky-Striped Bass	(6,585)	6,785				(200)							-
111E65	Chen Dartmouth Sub		7,032				(7,032)							-
111E66	Communications	(366)	366											-
111E67	Watson Jonah Crabs	(2,315)	2,315											-
111E68	Watts Ecosystem Assessments	(339)	339											-
111E69	Whistler Vibrio	(5,210)	5,210											-
111E72	Education	(4,894)	4,894											-
111E73	Extension	(5,835)	5,877				(42)							-
111E74	Workforce Development	(1,972)	1,972											-
111E77	2018-19 NOAA Great Bay System	(1,213)	1,222				(9)							-
111E78	Fellowship Program Supplement	(1,491)	1,491											-
111E79	Offshore Aquaculture Demo	(6,893)	20,834				(13,941)							-

UNIVERSITY OF NEW HAMPSHIRE DURHAM
DETAILED SCHEDULE OF ASSETS, DEFERRED OUTFLOWS, LIABILITIES, AND NET POSITION
BALANCE AT JUNE 30, 2019

Fund	Fund Name	Cash & Investments	Receivables	Prepaid & Other Current Assets	Property, Plant & Equipment	Deferred Inflows & Outflows	Accounts Payable	Deposits & Unearned Revenues	Accrued Employee Benefits	Pension & Post Retirement Medical	Refundable Government Advances	Asset	Long-term Debt Including Life Income	Total Net Position
												Retirement and Other Obligations		
14B992	SML Calendar Year 18	(398,300)						398,300						-
14B993	Saildrone Platforms	19,365						(19,365)						-
14B995	Continuous, High Yield Kelp	(11,149)	11,149											-
14B999	Campus SRV Prevention Consort	1,800						(1,800)						-
14BA00	NISMART-4	(2,191)	2,191											-
14BA03	Temporary Causeway	(6,044)	6,044											-
14BA05	(BIA) Internet Safety Ed	40,165	68,098				(520)	(107,743)						-
14BA06	IOL Investments	468,498												468,498
14BA07	Preconcentrating Ambient Ioniz		4,504					(4,504)						-
14BA08	EHIS Software Support 44	(854)	854											-
14BA09	EHIS GOES 16 GS PLPT Suppt 45	(12,495)	12,495											-
14BA10	Miscellaneous Business	(166,453)						166,453						-
14BA12	EHIS Spare Emulator Build-43	(27,287)	27,287											-
14BA13	EHIS GOES-16 OnOrbitTrending41	(12,118)	12,118											-
14BA15	Spare Assembly Test-45	(89,316)	89,316											-
14BA17	Particle Swarm Optimization	(17,182)	17,182											-
14BA18	UNH Oceanography Graduate Prog	2,223						(2,223)						-
14BA19	3D-Printed Scintillation	103						(103)						-
14BA20	Pease Wastewater Treatment		960					(960)						-
14BA21	Rye Water Dist. Water Quality	1,273	3,473					(4,746)						-
14BA22	Photon-Based Methods	46,035	4,326				(79)	(50,282)						-
14BA23	DRIVEN	(11,438)	11,438											-
14BA24	Predicting SPE Fluxes	(10,628)	28,322					(17,694)						-
14BA26	SSA Summit LLC Various Tasks	(23)	17,465					(17,442)						-
14BA28	NETC ICNet Workshop	(6,416)	6,416											-
14BA30	Workplace Sexual Harassment	15,305	12,020					(27,325)						-
14BA31	PREP Monitoring D.Burdick	(3,413)						3,413						-
14BA32	PREP Monitoring F.Short	(624)	624											-
14BA33	Laser Range Finder Project	(5,479)	5,479											-
14BA34	Integrated Stormwater Mgmt	(3,288)	3,812				(524)							-
14BA35	SML Calendar Year 19	(313,802)					(20,432)	334,234						-
14BA36	ENSEMBLE Toolkit	23,450	10,550					(34,000)						-
14BA37	Cost of Chlorine Testing	22,056	24,660					(46,716)						-
14BA38	Innovative Packaging	(6,612)	22,586					(15,974)						-
14BA39	Micro Faraday Cup	(17,539)	17,539											-
14BA40	Biofab & Bioengineering K12	(18,115)	18,115											-
14BA41	Transient Phenomena	(2,947)	2,947											-
14BA42	Seagrass Site in Ports Harbor	(64)	64											-
14BA43	Miscellaneous Business	(77,221)					(5,529)	82,750						-
14BA44	Determining Bioavailabilty	(25,255)	25,255											-
14BA47	GLOBE SRS: 2019 and 2020	75,000						(75,000)						-
14BA50	(SMET) Tele-Operation Feedback	(11,775)	11,775											-
14BA51	Pall Corp Misc Proj XVIII	(67,137)	67,137											-
14F106	Indian Ocean	5,266	364					(5,630)						-
14F107	Indian Ocean	328	2,429					(2,757)						-
14F123	GEBCO Travel Year 10	27,269						(27,269)						-
14F133	Nippon Fndtn 10 Yr Meeting	20,533						(20,533)						-
14F143	NF GEBCO Year 12 Project	17,074						(17,074)						-
14F144	GEBCO-Travel Fund	19,461						(19,461)						-
14F147	NF-GEBCO Ambassador	32,369						(32,369)						-
14F151	Confucius Institute	30,966					(7,323)	(23,643)						-
14F158	Integrated Multibeam Survey	(40,838)	48,188				(7,350)							-
14F159	NF GEBCO Years 13 & 14 Project	3,339						(3,339)						-
14F160	NF GEBCO Years 13 & 14 Travel	17,561						(17,561)						-
14F164	James Bay Ecology	(3,889)						3,889						-
14F165	Hemoglobin Oxygen Therapeutic	(3,050)	5,437					(2,387)						-
14F166	Sound and Marine Life Joint In	(7,026)	7,026											-
14F168	Evolution Wheat Yield	761						(761)						-
14F171	3rd NOAA Chart Adequacy Eval	682						(682)						-
14F172	NF Team Participation	104,258						(104,258)						-
14F174	Eelgrass in James Bay	(194,198)	209,946					(15,748)						-
14F179	Plasma Lys Concentrations	(17,785)						17,785						-
14F180	Hybrid Pumpkin&Squash Varities	6,634	638					(7,272)						-
14F181	Nagoya University Visiting Sci	(27,511)	26,362					1,149						-
14F183	Effect of Selisseo	38,552	53,556				(6,833)	(85,275)						-
14F185	In Vivo Plasma Dose-Response	(9,122)	4,874				(31)	4,279						-
14F186	GEBCO Training Project 15 & 16	846,255	498,638					(1,344,893)						-
14F187	GEBCO Travel 15 & 16	(19,437)	10,697					8,740						-
14F188	Network for Seabed 2030	569,759	488,624				(2,383)	(1,056,000)						-

UNIVERSITY OF NEW HAMPSHIRE DURHAM
DETAILED SCHEDULE OF ASSETS, DEFERRED OUTFLOWS, LIABILITIES, AND NET POSITION
BALANCE AT JUNE 30, 2019

Fund	Fund Name	Cash & Investments	Receivables	Prepaid & Other Current Assets	Property, Plant & Equipment	Deferred Inflows & Outflows	Accounts Payable	Deposits & Unearned Revenues	Accrued Employee Benefits	Pension & Post Retirement Medical	Refundable Government Advances	Asset	Long-term Debt Including Life Income	Total Net Position
												Retirement and Other Obligations		
14F189	GEBCO-NF: XPRIZE Round 2	328,696	1,902,145				(461)	(2,230,380)						-
14F190	Seabed 2030	17,398	24,863				(986)	(41,275)						-
14F192	Rumen Protected Histidine Supp	1,917	12,592				(500)	(14,009)						-
14F195	2018-2019 Scholars Renewal App	35,849						(35,849)						-
14G257	Case Study of Collapsed Stock	(888)	888											-
14G265	2017 Bellamy River Deployment		18,103					(18,103)						-
14G267	Friends of Fulbright Undergrad	12,485	1,301					(13,786)						-
14G269	Vertical Science Literacy	137						(137)						-
14G270	Rehabilitation of Concrete	(77,317)	66,943					10,374						-
14G272	Oyster Larvae GB Estuary	2	7,998					(8,000)						-
14G274	Pathway to Work 2018-19	(24,901)	33,754				(99)	(8,754)						-
14G276	Prairie Mole Cricket	(29,314)	29,314											-
14G279	Natural Sediment Event	(29,628)	29,628											-
14G280	IDN 6 SSA Facilitation and Int	146	4,460				(25)	(4,581)						-
14G281	NERR Sentinel Site Data	(37,136)	37,136											-
14G282	Florida FWC 2019 Apalachicola	(64,421)	64,784				(363)							-
14G283	Shoreline Wagon Hill Farm	(10,803)	10,803											-
14G284	Lamprey River Water Quality	(7,703)	7,703											-
14G285	Berlin School Governance NMEF	9,664	2,893					(12,557)						-
14G287	Effects of Air Voids on DCT	(7,060)	7,060											-
14G290	Utah Walleye Ploidy	(5,750)	5,750											-
14GFVD	2017-2018 Vermont State Grant	502												502
14N808	MMS - Project Management	(21,101)	21,101											-
14N820	MMS - Phase E - MO & DA	(688,017)	690,250				(2,233)							-
14NC57	Solar Orbiter Project Mgmt	(754)	754											-
14NF27	Development of Dairy Beef	31,972						(31,972)						-
14NF54	WMI NEC Genetic Monitoring	(12,595)	17,805				(100)	(5,110)						-
14NF56	Sexual Perpetration in Teens	(3,627)	3,627											-
14NG25	Center Broadband Excellence	50,539					(375)	(50,164)						-
14NG71	New York State APCD Support	20,847	11,201					(32,048)						-
14NG93	NATSAP FY17-19	(15,356)	23,159					(7,803)						-
14NG97	WISE Self Study and Prevention	4,037	1,550					(5,587)						-
14NG98	Challenges to Amer Democracy	2,055						(2,055)						-
14NH17	NERACOOS: IOOS	(78,725)	78,862				(137)							-
14NH24	LTER-Plum Island Ecosystems	(18,478)	18,478											-
14NH31	MoS2 Catalysis	12,156						(12,156)						-
14NH32	Kessler Employer Survey	51,955					(38)	(51,917)						-
14NH37	NH Humanities Collaborative	220,387					(300)	(220,087)						-
14NH39	Adult and Fledgling Shrubland	(14,827)	14,827											-
14NH43	NH Tomorrow Data Partner	7,179						(7,179)						-
14NH56	HYPE	178						(178)						-
14NH62	Older Youth at Risk	7,224						(7,224)						-
14NH66	LTER: Hubbard Brook Exp Forest	(29,707)	29,707											-
14NH67	Modeling and Remote Sensing	(8,336)	8,336											-
14NH68	DroughNet	(2,629)	2,629											-
14NH78	NHEEMC Mathematics Instruction	40,869						(40,869)						-
14NH79	Healy Wave Energy Convertor	(25,055)	32,062					(7,007)						-
14NH80	CC Cyber Team	(2,416)	2,416											-
14NH81	Bathymetric Surveys	(15,782)	15,782											-
14NH89	North Country Listens	2						(2)						-
14NH90	Aging Network Advocacy Project	34,158					(84)	(34,074)						-
14NH94	Cyanotoxins in Common Loons	(7,975)	8,400					(425)						-
14NH95	GLOBE Implementation Office	(13,879)	13,879											-
14NI00	Wages of Power & Wages	10,078						(10,078)						-
14NI03	CF North Miami Dave Evaluation	1,298	11,272					(12,570)						-
14NI14	VFRP: Child & Family Poverty	1,587						(1,587)						-
14NI16	DVPP FY18	(391)	281					110						-
14NI20	VOCA-SA FY18	(363)	363											-
14NI32	Potential of Farmed Kelp	(6,682)	6,682											-
14NI33	ACE Project	174						(174)						-
14NI36	MASPEX	(17,913)	17,913											-
14NI37	NH CBO Business Acumen	8,992						(8,992)						-
14NI38	2018 Belknap EDC Assistance	(4,947)	4,947											-
14NI39	IDN Region 4	46,737	37,450					(84,187)						-
14NI41	Credit for Going Green	(1,427)	1,427											-
14NI42	Investing in Our Future	21,343						(21,343)						-
14NI43	Joshua's Law		227					(227)						-
14NI44	Coos Youth Study	1,250					(1,092)	(158)						-
14NI46	Code.org Regional Partnership	4,958					(325)	(4,633)						-

UNIVERSITY OF NEW HAMPSHIRE DURHAM
DETAILED SCHEDULE OF ASSETS, DEFERRED OUTFLOWS, LIABILITIES, AND NET POSITION
BALANCE AT JUNE 30, 2019

Fund	Fund Name	Cash & Investments	Receivables	Prepaid & Other Current Assets	Property, Plant & Equipment	Deferred Inflows & Outflows	Accounts Payable	Deposits & Unearned Revenues	Accrued Employee Benefits	Pension & Post Retirement Medical	Refundable Government Advances	Asset	Long-term Debt Including Life Income	Total Net Position
												Retirement and Other Obligations		
14NI47	Energetic Storm Particle Event	(3,392)	3,392											-
14NI48	Thin Layer Sediment Placement	(3,315)	3,315											-
14NI49	Nicrophorus Orbicollis Beetle	260						(260)						-
14NI52	DWH GoMRI Year 3 - Jan 2018	109,646						(109,646)						-
14NI54	Creating Functioning Landscape	(15,362)	15,445					(83)						-
14NI56	IDN1 Project Facilitation	71,491	9,256				(245)	(80,502)						-
14NI60	Science Friday	34						(34)						-
14NI66	Embedding Public Engagemen	(2,802)	3,762				(960)							-
14NI69	Summer Boot Camps	630,863					(38,428)	(592,435)						-
14NI70	Science-Based Rehabilitation	(5,450)	5,450											-
14NI72	NEC Forestry in Southern NH	(2,267)	2,267											-
14NI73	Newfound Lake Watershed III	(13,664)	13,664											-
14NI74	The PATH Program: VISN 1 Expan	32,032						(32,032)						-
14NI77	HYPE Program 2018	8,860						(8,860)						-
14NI78	Tobacco Free Campus	14,235						(14,235)						-
14NI80	Avian Survey (SHARP)	(5)	5											-
14NI81	Book to Art: Book Clubs	1						(1)						-
14NI83	SOI 2018	(8,957)	8,957											-
14NI85	2018-19 Grafton RDC Technical	(13,125)	13,125											-
14NI86	Antibiotic Use in Shelter Cats	1,907						(1,907)						-
14NI87	Melissa Bauer: Grant-in-Aid	355						(355)						-
14NI88	Food Sources in NH	673						(673)						-
14NI89	Victim of Crime Act: VOCA FY19	(44,993)	44,993											-
14NI90	Diet of Adult Puffins	216						(216)						-
14NI91	Code.org K-5 Regional Partner	1,503						(1,503)						-
14NI94	SLAN by EFH	(4)						4						-
14NI95	NNE ECHO Cares Yr2	(9,484)	6,276					3,208						-
14NI96	Using GeoSpatial Analysis	(1,168)						1,168						-
14NJ00	Healthy Aging Caregiving	4,000						(4,000)						-
14NJ01	NAHDO Sponsorship	(1,842)	1,842											-
14NJ02	CUBESWARM (ARCS) Mission	(18,522)	18,522											-
14NJ03	The Opt-Out Mechanism	9,004						(9,004)						-
14NJ04	African American Experience	(65)	131				(66)							-
14NJ05	SVP FY19	(1,794)	1,794											-
14NJ06	SPIRDV FY19	(11,521)	11,521											-
14NJ07	VOCA-SA FY19	(994)	994											-
14NJ08	VOCA Supp FY19 FY20	(1,073)	1,073											-
14NJ09	Everyday Democracy	(23,432)	23,432											-
14NJ10	PESaLTERS Project	(8,851)	8,851											-
14NJ13	Field Hearing Innovation	10,544						(10,544)						-
14NJ14	DVPP FY19	(13,817)	11,013					2,804						-
14NJ19	CMMI PTN Year 4 of 5	(117,899)	119,679				(1,780)							-
14NJ20	CMMI PTN Year 4 Analytics	(15,043)	15,043											-
14NJ21	Maine: Leadership Learning	(1,517)	9,507					(7,990)						-
14NJ22	NTAE-CRM Fellowship	2,081						(2,081)						-
14NJ23	RII Track-2 FEC: Genome	(30,977)	31,019				(42)							-
14NJ24	NAHDO EPHT Technical Assistanc	(1,341)	1,341											-
14NJ25	Americorp	(5,019)	5,019											-
14NJ28	BHI Year 4 Funding	32,279						(32,279)						-
14NJ32	Supporting Coos Youth Event	8						(8)						-
14NJ33	JSHS 2019	(7,967)	16,717					(8,750)						-
14NJ34	Oyster Reef Monitoring 18-20	(2,354)	2,354											-
14NJ35	Vibrio Parahaemolyticus Concen	564	(564)											-
14NJ37	MASPEX Engineering Services	(297)	297											-
14NJ38	Ocean Acidifications Threshold	(1,168)	1,168											-
14NJ40	NAHDO- AHRQ Health Care Data	(2,010)	2,010											-
14NJ41	IDN 5 SSA Continuation	(574)	4,148					(3,574)						-
14NJ42	Student Cognition Toolbox	77,762						(77,762)						-
14NJ43	Statement of Work #6	35						(35)						-
14NJ44	Transforming Health-HealthCare	27,309						(27,309)						-
14NJ45	L2E2 Sector-Based Cohorts 2019	14,376						(14,376)						-
14NJ47	Statewide Conference on Aging	10,000						(10,000)						-
14NJ48	Health Policy Response	80,237					(123)	(80,114)						-
14NJ49	Oyster River Schools Outreach	225						(225)						-
14NJ50	NH StateView Program	(10,980)	10,980											-
14NJ52	Pesticide Safety ChristmasTree	11,737						(11,737)						-
14NJ53	NH CBO Business Acumen	13,500						(13,500)						-
14NJ54	Synthesis Long-Term Studies	(8,152)	8,152											-
14NJ55	Family Connections 2019	11,073						(11,073)						-

UNIVERSITY OF NEW HAMPSHIRE DURHAM
DETAILED SCHEDULE OF ASSETS, DEFERRED OUTFLOWS, LIABILITIES, AND NET POSITION
BALANCE AT JUNE 30, 2019

Fund	Fund Name	Cash & Investments	Receivables	Prepaid & Other Current Assets	Property, Plant & Equipment	Deferred Inflows & Outflows	Accounts Payable	Deposits & Unearned Revenues	Accrued Employee Benefits	Pension & Post Retirement Medical	Refundable Government Advances	Asset	Long-term Debt Including Life Income	Total Net Position
												Retirement and Other Obligations		
14NJ56	JSI-CF SUD HUB TA	(11,420)	17,994					(6,574)						-
14NJ58	Educational Outreach: Results	101						(101)						-
14NJ59	Metazoan Tree Gene Gain	2,000						(2,000)						-
14NJ61	Network Leadership Institute	(479)						479						-
14NJ62	IDN 7 SSA Continuation	1,919	1,919					(3,838)						-
14NJ63	NAHDO CA OSHPD	6,899	601					(7,500)						-
14NJ66	ABLE NH - Coleman	3,471	5,428					(8,899)						-
14NJ67	Leadership Learning Exchange	24,782						(24,782)						-
14NJ68	Belize River Watershed	40,327						(40,327)						-
14NJ69	Backbone Support 2019	128,387					(1,156)	(127,231)						-
14NJ71	AGS Power Soccer Invitational	(428)	4,927					(4,499)						-
14NJ72	Financial Engagement	(25,450)	25,450											-
14NJ75	ECHO Planning	84,407					(4,014)	(80,393)						-
14NJ76	Oyster Reef Restoration	(651)	651											-
14NJ77	Risky Behaviors&Public Policy	(43,518)	46,868				(3,350)							-
14NJ78	M.O.M Grant Proposal Document	(11,584)	11,605					(21)						-
14NJ79	Enhancing NH Quality	91,270					(3,446)	(87,824)						-
14NJ80	Lead Poisoning	7,357	5,368				(125)	(12,600)						-
14NJ81	IDN Region 3 SSA	4,297	(4,297)											-
14NJ82	Lobsters Natural Habitat	3,245						(3,245)						-
14NJ83	ASV Exploration	(43,212)	52,112				(8,900)							-
14NJ84	Epigenetic Regulation WM Bio	54,689						(54,689)						-
14NJ85	Pediatric Primary Care	16,580						(16,580)						-
14NJ86	Bridging Civic Education	25,000						(25,000)						-
14NJ87	Salt Marsh Resilience	(22,595)	22,595											-
14NJ88	Aligning Investments in NH	(6,181)	8,249				(2,068)							-
14NJ89	State of Philanthropy in NH	(1,261)						1,261						-
14NJ91	NAHDO IDAHO	(16,515)	23,841					(7,326)						-
14NJ92	Integrated Seaweed Hatchery	(1,878)	2,678				(800)							-
14U609	THEMIS U.C. Berkley	(33,188)	34,579				(1,391)							-
14UA47	Ice Drilling Program Office	(36,214)	36,214											-
14UA74	RosBREED II	(4,808)	4,808											-
14UB12	Protected Berry Culture	(800)	800											-
14UB33	Carbon	(22,785)	22,785											-
14UB51	High Tunnel Mangement	(7,419)	7,419											-
14UB62	ICMEs at Mercury	(2,603)	2,603											-
14UB64	Re-Engineering Shorelines	(7,127)	7,209				(82)							-
14UB71	Plasmaspheric Drainage Plumes	(40,302)	40,302											-
14UB74	LTER 5b	(41,266)	41,655				(389)							-
14UB76	Microbes-Climat-Livestock	(41,305)	41,305											-
14UB84	RBSP-ECT Instrument Suite	(378,703)	425,042				(46,339)							-
14UB85	Extended Mission Science	(37,965)	37,965											-
14UB86	Magnetometer Science	(33,203)	33,203											-
14UB87	Instrument Operations	(29,435)	29,435											-
14UB97	NE Region Ctr Diagnostics Net	(2,907)	3,085				(178)							-
14UC16	Health and Living Arrangements	(15,146)	15,146											-
14UC18	INFEWS-T3: REFEWS	(52,680)	52,680											-
14UC19	DCT Specification Development	(30,537)	30,537											-
14UC20	Who and How of Microbial Contr	(78,683)	78,683											-
14UC21	Energy-Water-Land-Nexus	(104,155)	104,155											-
14UC22	Contribution of Small Streams	(728)	728											-
14UC31	Navigating the Trade-Off	(19,587)	19,587											-
14UC32	Solar Probe Plus (SPP) Mission	(60,496)	60,496											-
14UC33	Building Resilience in the NE	(10,149)	10,149											-
14UC36	Mission Earth:STEM Education	(7,491)	7,491											-
14UC37	Thawing Permafrost Peatlands	(67,879)	67,879											-
14UC38	Kelp Meal Supplementation	259	(259)											-
14UC39	Optical Protein Nanostuctures	(1,877)	1,877											-
14UC42	IBEX Operation	(34,950)	34,950											-
14UC45	Fatigue Monitoring	(1,853)	1,853											-
14UC46	Maintaining Cell Polarity	(56,721)	56,721											-
14UC47	GOM-2 Deepwater Methane	(33,649)	33,649											-
14UC48	Vibrio Detection With Phage	(2,000)	2,000											-
14UC54	Rhizosphere Microbiome	(13,384)	13,384											-
14UC61	Environmental Infrastructures	(4,041)	4,041											-
14UC62	Photovoice Project	(553)	553											-
14UC64	Resolving Fine-Scale Coupling	(3,781)	3,781											-
14UC69	Super-Eddington Phase	9	(9)											-
14UC74	C-Rex2	(21,407)	21,450				(43)							-

UNIVERSITY OF NEW HAMPSHIRE DURHAM
DETAILED SCHEDULE OF ASSETS, DEFERRED OUTFLOWS, LIABILITIES, AND NET POSITION
BALANCE AT JUNE 30, 2019

Fund	Fund Name	Cash & Investments	Receivables	Prepaid & Other Current Assets	Property, Plant & Equipment	Deferred Inflows & Outflows	Accounts Payable	Deposits & Unearned Revenues	Accrued Employee Benefits	Pension & Post Retirement Medical	Refundable Government Advances	Asset	Long-term Debt Including Life Income	Total Net Position
												Retirement and Other Obligations		
14UD78	Chandran Phase E Through F	(35,932)	35,932											-
14UD79	Dartmouth College's SVP Proj	(30,215)	56,715					(26,500)						-
14UD80	2019 4-H Military Partnership	(2,104)	2,104											-
14UD81	HollySeep Acoustic Observatory	(15,223)	16,033				(810)							-
14UD82	Integrated Observation-Model	(22,956)	22,956											-
14UD84	NH DOE AUNE	11,260	1,740					(13,000)						-
14UD85	Fast Forward 2 AUNE	8,762	1,238					(10,000)						-
14UD86	MRSoc3 AUNE	11,287	3,213					(14,500)						-
14UD88	AFIRE CubeSat Proposal	(2,296)	2,296											-
14UD90	Oil Spill Modeling	(6,354)	6,385				(31)							-
14UD93	ICMEs at Mercury	(2,836)	2,836											-
14UD94	NESCO-UMASS		3,300					(3,300)						-
14UD96	Cardiometabolic Risk Factors	(13,168)	13,168											-
14UD97	UNH Sports Inclusion-Malawi IU	(55,009)	55,009											-
14UD98	ACES Sounding Rocket Exper II	(24,645)	24,688				(43)							-
14UE00	MAT ECHO NIDA NE	(3,759)	3,759											-
14UE02	Casco Bay Estuary Partnership	(19)	90				(71)							-
14ZAD3	UNH P1 Adjustments		(5,282,643)					5,282,643						-
14ZU11	CWS Developmental Services	(225)	225											-
14ZU21	CWS Growing Places	(300)	300											-
14ZUNH	Restricted Rev Adjustment- UNH	305,109	(201,864)					(3)						103,242
14ZW21	United Campus Ministry	(270)	270											-
14ZW22	New Hampshire Public Broadcasting	(520)	520											-
14ZW43	Freedom Cafe	(408)	408											-
159071	2018 SBDC Central	(47,912)	47,912											-
159072	2018 SBDC Manchester	(2,850)	2,850											-
159073	2018 SBDC Nashua	(7,883)	7,883											-
159074	2018 SBDC North Country	(580)	580											-
159075	2018 SBDC Seacoast	(3,617)	3,617											-
159076	2018 SBDC Statewide Education	(3,921)	3,921											-
159077	2019 SBDC Central	(37,125)	37,620				(495)							-
159078	2019 SBDC Merrimack Valley	(20,615)	20,861				(246)							-
159079	2019 SBDC Nashua	173	(173)											-
159081	2019 SBDC Seacoast	(9,848)	9,989				(141)							-
159082	2019 SBDC Statewide Education	(6,238)	6,238											-
15C944	2014 Program Management - CS	41,361												41,361
15C978	Climate Adaptation for Roads - CS	1												1
15CA05	Cost Share	1												1
15CA22	Expanding the Safety Net-CS	1,394												1,394
15CA42	The Living Bridge: Benchmark - CS	8,718												8,718
15CA72	Institutional Commitment	1,685												1,685
15CA76	Year 2 funding - CS	4,248												4,248
15CA79	MRI: Water Tunnel Flows - CS	355												355
15CA89	TQP-Coop Ext	1,890												1,890
15CA90	UNH-TRRE - CS	720												720
15CA92	Cost Share	1,493												1,493
15CA96	NH Humanities Collaborative - CS	11,920												11,920
15CB15	Cost Share	24												24
15CB18	Student Support Services-Yr 3 - CS	4,869												4,869
15CB43	NH Sea Grant 2018-2021 Omnibus - CS	132,975												132,975
15CB46	Tsvalas EPScOR Cost Share	2												2
15CB50	Micro-Truss Structures - CS	148												148
15CB55	Watts Ecosystem Assessments - CS	17												17
15CB62	Extension - CS	383												383
15CB70	Manure Fertilization Nutrient - CS	33												33
15CB71	Natural Resource Outreach - CS	5												5
15CB90	Student Support Services-Yr 4 CS	8,612												8,612
15CB91	MRI: NMR Spectrometer - CS	561,902												561,902
15CB94	RII-Track 1 Cost Share	179,672					(1,412)							178,260
15CB97	Americorp - CS	100												100
15CC02	JSHS 2019 - CS	300					(300)							-
15CC04	2019 SBDC Central - CS	3,678												3,678
15CC09	WRRC Water Quality Yr 3 CS	13												13
15P134	NH DOT Bay Bridge Service - PI	1,361												1,361
15P176	South Pole Program Income	464												464
15P184	Program Income	1,281												1,281
15P188	Program Income Year 1	26,653												26,653
15P189	Program Income Fund Year 2	17,533												17,533
15P190	Program Income Fund Year 3	82,345					(908)	(81,437)						-

UNIVERSITY OF NEW HAMPSHIRE DURHAM
DETAILED SCHEDULE OF ASSETS, DEFERRED OUTFLOWS, LIABILITIES, AND NET POSITION
BALANCE AT JUNE 30, 2019

Fund	Fund Name	Cash & Investments	Receivables	Prepaid & Other Current Assets	Property, Plant & Equipment	Deferred Inflows & Outflows	Accounts Payable	Deposits & Unearned Revenues	Accrued Employee Benefits	Pension & Post Retirement Medical	Refundable Government Advances	Asset		Total Net Position
												Retirement and Other Obligations	Long-term Debt Including Life Income	
1XTM53	Kingsbury - North Wall Repairs	44,849					(43,495)							1,354
1XTM56	Morse - Telecom Closet Construction	20,792					(19,790)							1,002
1XTM57	Philbrook Hall - Boiler Replacement	190,502					(91,750)							98,752
1XTM58	Co-Gen Plant- Power Factor Correct	20,521					(1,126)							19,395
1XTM59	MUB -Granite Square Mailbox Removal	29,478					(28,398)							1,080
1XTM60	Holloway - DD Exhaust and Cooling	8,227												8,227
1XTM61	Gables A,B,C - Replace Transformers	95,000												95,000
1XTM63	Zais Hall - Room 101 Flooring Repl	47,194												47,194
1XTM64	Chase Ocean Eng - Rm 121 Renovation	11,979					(3,595)							8,384
1XTM65	Campus Envelope and Interior Paint	7,992												7,992
1XTM66	Field House - UV Filter Replacement	112,125												112,125
1XTM68	Library Way Utility Tunnel Reconstr	163,713					(162,307)							1,406
1XTM69	Health & Wellness - 2nd Fl Upgrades	53,800												53,800
1XTM70	PCAC Rm A203 Art Lab Improv	31,052					(10,407)							20,645
1XTM71	Campus - Space Planning Studies	32,700												32,700
1XTM73	1 Leavitt Ln Upgr Paint and Carpet	52,636					(47,215)							5,421
1XTM74	Huddleston - 307, 308 Carpet Repl	15,500												15,500
1XTM75	Main Street Paving-Catch Basins	16,000					(16,000)							-
1XTM79	NH Hall - Water Infiltration Gnd Fl	20,000												20,000
1XTM80	Morrill Hall - Programming Study	66,360					(8,640)							57,720
1XTM82	6 Leavitt - Electrical Service Repl	4,752					(4,752)							-
1XTM83	Equine Facilities Planning Study	19,600					(9,000)							10,600
1XTM85	President's House - Solarium Renov	85,528					(81,201)							4,327
1XTM86	Dimond - Special Collections Upgr	26,186					(14,320)							11,866
1XTM87	Huddleston Hall - Slate Roof Repair	39,596												39,596
1XTM88	Parsons Hall - SmartStack	50,000												50,000
1XTM89	PCAC -Indoor Air Quality Assessment	17,326					(17,319)							7
1XTM90	Main St - Crosswalk Replacements	43,885					(43,885)							-
1XTM91	Smith Hall - Exterior Painting	24,975												24,975
1XTM92	Woodman Barn - Foundation Repair	2,938												2,938
1XTM93	Elliott Alumni Center - 1925 Room	11,688												11,688
1XTM94	PCAC-Museum Track Lighting-Receipt	51,995												51,995
1XTM95	MUB - Granite State Rm Chiller Repl	18,500												18,500
1XTM96	Assist Eversource Transmission Line	(67,517)	76,297				(8,779)							1
1XTM97	PCAC Johnson Theatre Modernization	30,000												30,000
1XTM98	PCAC Planning	100,000												100,000
1XTM99	Rudman Vivarium Upgrades-Phase 2	100,000												100,000
1XTN00	Barton-Cole-Putnam Relocation Costs	96,847												96,847
1XTN01	T-Hall - G302 Conference Room	7,100												7,100
1XTN04	Parsons Hall - Doorway Replacement	17,500												17,500
1XTN08	Wildcat Stadium - Victory Club TV	8,354												8,354
1XTN09	Field Hse Relocate Spec Events Pwr	30,000												30,000
1XTN10	Morse Hall - Rm 332 Renovation						(71)							(71)
1XTN12	Wildcat Stadium - Misc Repairs	10,213												10,213
1XTN13	Utility Distr New Sub Station 4	334,388												334,388
1XTN14	Utility Distr Upgrade Sub Station 2	92,612												92,612
1XTOMR	Operations &Maintenance R&R Reserve	1,198,214												1,198,214
	TOTAL PLANT FUNDS	114,563,889	84,517	(69,632,193)	732,380,531	797,919	(9,356,583)	1	-	-	-	(1,538,777)	(185,320,851)	581,978,453
	TOTAL UNIVERSITY OF NEW HAMPSHIRE - DURHAM	\$ 461,599,498	29,557,578	(65,776,961)	732,380,531	(1,009,257)	(17,397,310)	(28,838,506)	(13,363,397)	(62,423,516)	(12,788,708)	(1,538,777)	(185,320,851)	835,080,324

UNIVERSITY OF NEW HAMPSHIRE AT MANCHESTER
DETAILED SCHEDULE OF ASSETS, DEFERRED OUTFLOWS, LIABILITIES, AND NET POSITION
BALANCE AT JUNE 30, 2019

Fund	Fund Name	Cash & Investments	Receivables	Prepaid & Other Current Assets	Property, Plant & Equipment	Deferred Inflows & Outflows	Accounts Payable	Deposits & Unearned Revenues	Accrued Employee Benefits	Pension & Post Retirement Medical	Refundable Government Advances	Derivative Instruments - Interest Rate Swaps	Long-term Debt Including Life Income	Total Net Position
<u>SPONSORED RESEARCH & PROGRAMS</u>														
14B989	Education & Workforce Develope	(56,883)	66,917				(271)	(9,763)						-
14B990	BioFabUSA Biomanufacturing	(11,842)	16,244					(4,402)						-
14NJ12	Campuses for Environmental Sus	603						(603)						-
14NJ30	Behavioral Health Careers	16,349						(16,349)						-
14NJ57	4-H Design-Make-code	35,909						(35,909)						-
14UD31	NH-INBRE Yeast Prion Biology	(827)	827											-
14UD34	Parkinson's Disease Subtype	(203)	203											-
14UD35	Sup35 Prion Propogation	(19,923)	25,975				(6,052)							-
14UD38	NH-INBRE Yeast Prion Biology	(48,742)	64,731				(15,989)							-
15CB37	Cost Share Education & Workforce	170												170
197009	Emergency Management SoTL	(1,500)	1,500											-
	TOTAL SPONSORED RESEARCH & PROGRAMS	(86,889)	176,397	-	-	-	(22,312)	(67,026)	-	-	-	-	-	170
<u>ENDOWMENT & SIMILAR FUNDS</u>														
1QM001	UNHM Scholarship Fund	19,748												19,748
1QM002	UNHM Quasi Endowment Fund	1,800,481												1,800,481
1QM003	Lewis Knight Scholarship fund	25,962												25,962
1TM001	Richard Eaton Foundation	51,766												51,766
1TM002	Harry P. Makris Memorial Scholars	12,947												12,947
1TM003	Mvc Scholarship	1,312												1,312
	TOTAL ENDOWMENT & SIMILAR FUNDS	1,912,216	-	-	-	-	-	-	-	-	-	-	-	1,912,216
<u>PLANT FUNDS</u>														
1NM001	UNHM Net Invested in Plant				2,412,365									2,412,365
1NM002	UNHM Equipment				113,027									113,027
1XM005	Comm Arts Equipment Reserve	10												10
1XM006	Library Equipment Reservet	129												129
1XM007	UNHM Unexpended R&R General	21,269					(844)							20,425
1XM008	UNHM Computer Lab Equip Replac	25,935												25,935
	TOTAL PLANT FUNDS	47,343	-	-	2,525,392	-	(844)	-	-	-	-	-	-	2,571,891
TOTAL UNIVERSITY OF NEW HAMPSHIRE AT MANCHESTER		\$ (17,322,725)	\$ 176,397	\$ 239,336	\$ 2,525,392	\$ (38,776)	\$ (370,118)	\$ (99,794)	\$ (221,089)	\$ (1,339,408)	\$ -	\$ -	\$ -	\$ (16,450,785)

UNIVERSITY OF NEW HAMPSHIRE SCHOOL OF LAW
DETAILED SCHEDULE OF ASSETS, DEFERRED OUTFLOWS, LIABILITIES, AND NET POSITION
BALANCE AT JUNE 30, 2019

Fund	Fund Name	Cash & Investments	Receivables	Prepaid & Other Current Assets	Property, Plant & Equipment	Deferred Inflows & Outflows	Accounts Payable	Deposits & Unearned Revenues	Accrued Employee Benefits	Pension & Post Retirement Medical	Refundable Government Advances	Derivative Instruments - Interest Rate Swaps	Long-term Debt Including Life Income	Total Net Position
<u>GENERAL OPERATING & OTHER UNRESTRICTED FUNDS</u>														
1UH000	UNH Law Educational & General	\$ (27,604,104)	(30,109)				(47,541)	(105,750)						(27,787,504)
1UHPPD	UNH Law General Prepaids	\$ (14,328)		14,328										-
1ZH001	UNHL Clinic Client Funds (IOLTA)	\$ 3,626						(3,626)						-
	TOTAL GENERAL OPERATING & OTHER UNRESTRICTED FUNDS	(27,614,806)	(30,109)	14,328	-	-	(47,541)	(109,376)	-	-	-	-	-	(27,787,504)
<u>INTERNALLY DESIGNATED</u>														
1DH101	UNHL Clinical Improvements	1,904												1,904
1DH310	UNHL Dean's Discretionary Fund	262												262
1DH321	UNHL Strategic Reserve Allotments	38,480					(38,480)							-
1DH430	UNHL - Craig Fellowships	2,583												2,583
1DH450	International Recruitment-Law	62,829												62,829
1DH832	UNHL SBA	15,530												15,530
1DH921	UNHL Employee Benefits Pool Fund	843,723												843,723
1DHWIP	WIPO-Franklin Pierce IP Summer Inst	49,381												49,381
	TOTAL INTERNALLY DESIGNATED	1,014,692	-	-	-	-	(38,480)	-	-	-	-	-	-	976,212
<u>AUXILIARY</u>														
1AH301	UNHL Auxiliary Rental Operations	156,211					(5,552)	(2,900)						147,759
	TOTAL AUXILIARY	156,211	-	-	-	-	(5,552)	(2,900)	-	-	-	-	-	147,759
<u>RESTRICTED GIFTS & ENDOWMENT INCOME</u>														
1GH101	Robert J. Dole Veteran Fellowship	39,609												39,609
1GH201	Daniel Webster Scholars Program	22,053												22,053
1GH202	F. Pierce Ctr for Intel Prop Gifts	25,366												25,366
1GH203	UNHL Library Operating Gift Fund	1,068												1,068
1GH204	Social Justice Institute Gift Fund	1,893												1,893
1GH205	Clinics Operating Gift Fund	10,132					(28)							10,104
1GH206	UNH Law - Rudman Fellows Program	49,245												49,245
1GH207	UNHL Loan Repay Assistance Fund	1,551												1,551
1GH208	UNH Law School Annual Fund	91,238					(414)							90,824
1GH209	UNHL Distinguished Alum Schol Fund	2,500												2,500
1GH20B	UNHL Financial Aid Gifts	3,959												3,959
1GH212	Justice and Journalism Fund	23,159												23,159
1GH213	Sports & Entertainment Gift Fund	15,160												15,160
1GH411	UNHL General Schol payout Fund	5												5
1GH414	UNHL Fac & Staff Schol Payout Fund	173												173
1GH418	Robert J. O'Connell Sch Payout Fund	549												549
1GH419	Doris Monroe Rapee Sch Payout Fund	10												10
1GH422	Slutsky Family Schol Payout Fund	1,310												1,310
1GH423	Gordon & Nancy Smith Sch Payout Fd	5,170												5,170
1GH442	Elder Law&Patient Rights Fellowship	6,205												6,205
1GH443	Robert M. Viles Fellowship Payout Fd	23,692												23,692
1GH462	Yacos Prize Payout Fund	6,227												6,227
1GH481	Goullder Endowed Chair Payout Fund	118												118
1GH500	UNHL Operations Quasi Payout Fund	27,309					(15,302)							12,007
1GH511	Rudman Center Payout Fund	41,154					(120)							41,034
1GH520	UNHL Operatoins Endowment Payout	848												848
1GH522	Alison Curelop Series in Ethics	47,387												47,387
1GH523	Andy Brown '06 Scholarship Fund	22,500												22,500
1GH527	UNH Law Alumni Networking Events	83					(83)							-
1GH528	Minhas Alumni Engagement & Developm	40,863												40,863
1GH529	UNHLScholarship-Intern'l Students	5,000												5,000
	TOTAL RESTRICTED GIFTS & ENDOWMENT INCOME	515,536	-	-	-	-	(15,947)	-	-	-	-	-	-	499,589
<u>SPONSORED RESEARCH & PROGRAMS</u>														
14NE23	Peterson Grant	788,647						(788,647)						-
15P170	Program Income	16,712												16,712
	TOTAL SPONSORED RESEARCH & PROGRAMS	805,359	-	-	-	-	-	(788,647)	-	-	-	-	-	16,712
<u>LOAN FUNDS</u>														
1LH070	UNHL Loan Repayment Assistance	(28,086)	28,086											-
1LH074	LRAP-Bill Phinney Endowment	28,776												28,776
1LH100	UNHL Insitutional Loan Funds	54,157	7,386											61,543
1LH401	UNHL Perkins Student Loan Fund	678,137	229,373								(695,879)			211,631
	TOTAL LOAN FUNDS	732,984	264,845	-	-	-	-	-	-	-	(695,879)	-	-	301,950

UNIVERSITY OF NEW HAMPSHIRE SCHOOL OF LAW
DETAILED SCHEDULE OF ASSETS, DEFERRED OUTFLOWS, LIABILITIES, AND NET POSITION
BALANCE AT JUNE 30, 2019

Fund	Fund Name	Cash & Investments	Receivables	Prepaid & Other Current Assets	Property, Plant & Equipment	Deferred Inflows & Outflows	Accounts Payable	Deposits & Unearned Revenues	Accrued Employee Benefits	Pension & Post Retirement Medical	Refundable Government Advances	Derivative Instruments - Interest Rate Swaps	Long-term Debt Including Life Income	Total Net Position
	PLANT FUNDS													
1NH001	UNHL Net Invested in Plant				9,321,905									9,321,905
1NH002	UNHL Equipment				329,007									329,007
1XH710	UNHL Unexpended Plant Funds	1,153,225					(79,947)							1,073,278
	TOTAL PLANT FUNDS	1,153,225	-	-	9,650,912	-	(79,947)	-	-	-	-	-	-	10,724,190
TOTAL UNIVERSITY OF NEW HAMPSHIRE SCHOOL OF LAW		\$ (23,236,799)	234,736	14,328	9,650,912	-	(187,467)	(900,923)	-	-	(695,879)	-	-	(15,121,092)

UNIVERSITY OF NEW HAMPSHIRE FOUNDATION
DETAILED SCHEDULE OF ASSETS, DEFERRED OUTFLOWS, LIABILITIES, AND NET POSITION
BALANCE AT JUNE 30, 2019

Fund	Fund Name	Cash & Investments	Receivables	Prepaid & Other Current Assets	Property, Plant & Equipment	Deferred Inflows & Outflows	Accounts Payable	Deposits & Unearned Revenues	Accrued Employee Benefits	Pension & Post Retirement Medical	Refundable Government Advances	Derivative Instruments - Interest Rate Swaps	Long-term Debt Including Life Income	Total Net Position
<u>INTERNALLY DESIGNATED</u>														
4DG070	UNH Foundation/Fundraising	\$ 1,421,065					(205,775)							1,215,290
4DG170	UNHF Internally Designated	427,947												427,947
	TOTAL INTERNALLY DESIGNATED	1,849,012	-	-	-	-	(205,775)	-	-	-	-	-	-	1,643,237
<u>RESTRICTED GIFTS & ENDOWMENT INCOME</u>														
4GFADJ	UNHF Restricted Gift Adjustments	2,732,246					(2,732,246)							-
4GG047	Temple Beth Scholarship	30												30
4GG050	UNHF Gifts Holding	733,630												733,630
4GG134	Soccer & Lacrosse Facility Project	66,173												66,173
4GG135	603 Challenge Match Suspense Fund	1,295												1,295
4GG136	Football Locker Room Project	139,348												139,348
4GGPLG	UNHF Pledge & Allowance Fund		8,097,745											8,097,745
	TOTAL RESTRICTED GIFTS & ENDOWMENT INCOME	3,672,722	8,097,745	-	-	-	(2,732,246)	-	-	-	-	-	-	9,038,221
<u>ENDOWMENT & SIMILAR FUNDS</u>														
4MG001	UNHF Life Income Pool						(309,089)						309,089	-
4MG004	Ahti E Autio Pooled Income Fnd	11,324												11,324
4MG006	Frank W. Brown	18,021												18,021
4MG007	Richard P Brouillard Fund	13,242												13,242
4MG009	Barry Cohen	138,639												138,639
4MG014	Kv Dey Unitrust	294,759				(208,871)							(85,888)	-
4MG015	Dickie Family Unitrust	32,140				(24,914)							(7,226)	-
4MG026	Jean V. Korpela	10,901												10,901
4MG034	William Machell Annuity	5,301												5,301
4MG035	Donald O'brien	103,535												103,535
4MG038	Roger Putnam Pooled Income Fnd	8,032												8,032
4MG040	Herbert Stebbins	57,757												57,757
4MG043	Priscilla R. Turner	22,229												22,229
4MG044	Roger Wood Pooled Income Fund	17,032												17,032
4MG045	Zottu Annuity Paul/Sylvia	12,025				(8,836)							(3,189)	-
4MG048	Zottu Annuity Paul, Margaret	12,025				(7,567)							(4,458)	-
4MG049	David Ellis Gift Annuity	26,962				6,730							(33,692)	-
4MG050	John E Garnsey Unitrust	16,542				(11,387)							(5,155)	-
4MG051	Joyce Hiller Annuity Account	17,023				(3,154)							(13,869)	-
4MG052	Harry & Marian Bickford Gift Annuity	5,763				(3,327)							(2,436)	-
4MG053	Thomas & Susan Crowther Gift Annuity	8,323				(3,185)							(5,138)	-
4MG054	A Deale & K Hunter Gift Annuity	29,997				(29,997)								-
4MG057	Helen D Gawron Gift Annuity	4,380				(1,626)							(2,754)	-
4MG059	Norman & Sarah Sutherland PIF	6,093												6,093
4MG066	Theodore Vogel Gift Annuity Fund	40,367				(14,318)							(26,049)	-
4MG067	Joyce Hiller Gift Annuity III	7,500				(1,894)							(5,606)	-
4MG068	Dr. William Zimmerman Gift Annuity	10,664				(3,979)							(6,685)	-
4MG070	Howard & Barbara Ross Gift Annuity	7,538				(2,689)							(4,849)	-
4MG073	John O. Everson Gift Annuity Fund	7,749				(2,988)							(4,761)	-
4MG075	John W. Dodge Gift Annuity	18,182				(5,907)							(12,275)	-
4MG077	Richard & Eliza Stark Gift Annuity	453,577				(239,859)							(213,718)	-
4MG080	Peter & Cynthia Baute Gift Annuity	7,855				(1,924)							(5,931)	-
4MG081	Robert E. Herriott Gift Annuity	103,691				(43,198)							(60,493)	-
4MG083	Donald McLeod Gift Annuity	69,610				(7,092)							(62,518)	-
4MG084	Robert Ilgenfritz Gift Annuity	6,139				(1,588)							(4,551)	-
4MG085	Sarah & Samuel Paul Gift Annuity-I	87,653				(16,637)							(71,016)	-
4MG086	Sarah & Samuel Paul Gift Annuity-II	36,939				(6,977)							(29,962)	-
4MG087	Sarah & Samuel Paul Annuity-III	66,226				(12,448)							(53,778)	-
4MG088	James&Dorothy Yakovakis Gift Annuity	66,847				(18,081)							(48,766)	-
4MG089	Susan Young Gaudiello Gift Annuity	24,797				(4,221)							(20,576)	-
4MG090	Helen L Bruni Gift Annuity	140				6,142							(6,282)	-
4MG091	Douglas Blampied Gift Annuity	4,905				(845)							(4,060)	-
4MG092	Helen B Bruni Gift Annuity II	2,964				3,480							(6,444)	-
4MG093	Helen Gawron Gift Annuity	3,419				(362)							(3,057)	-
4MG094	Isobel Parke Gift Annuity	12,310				(2,389)							(9,921)	-
4MG095	Richard Aronson Gift Annuity	8,555				(2,208)							(6,347)	-
4MG097	John C DeWitt Pooled Income Fund	5,956												5,956
4MG098	Col Stanley L King Jr Gift Annuity	36,537				(25,399)							(11,138)	-
4MG099	Pauline Calderwood Gift Annuity	141,618				(108,001)							(33,617)	-
4MG100	Margo I Jones Gift Annuity	14,955				(9,715)							(5,240)	-
4MG102	Martha L Taylor Gift Annuity	11,143				(5,937)							(5,206)	-
4MG103	Howard & Beatrice Brown Gift Annuity	38,595				(29,262)							(9,333)	-
4MG104	Susan Y. Gaudiello Gift Annuity	69,512				(23,345)							(46,167)	-

UNIVERSITY OF NEW HAMPSHIRE FOUNDATION
DETAILED SCHEDULE OF ASSETS, DEFERRED OUTFLOWS, LIABILITIES, AND NET POSITION
BALANCE AT JUNE 30, 2019

Fund	Fund Name	Cash & Investments	Receivables	Prepaid & Other Current Assets	Property, Plant & Equipment	Deferred Inflows & Outflows	Accounts Payable	Deposits & Unearned Revenues	Accrued Employee Benefits	Pension & Post Retirement Medical	Refundable Government Advances	Derivative Instruments - Interest Rate Swaps	Long-term Debt Including Life Income	Total Net Position
4TX012	NH 4-H Poultry Endowment	5,127												5,127
4TX013	NH 4-H Horse Endowment	7,161												7,161
4TX014	Lucile Poland Teen Conference	2,897												2,897
4TX015	Skoglund Endowed 4-H Fund	60,097												60,097
4TX016	Carroll T Stoddard Fund	15,116												15,116
4TX017	Caswell-Research, Teaching, Outreac	381,743												381,743
4TX018	Ruth Stimson Community Outreach Fun	53,752												53,752
4TX019	Marshall 4-H Youth Opportunities Fn	35,253												35,253
4TX020	Dalrymple Community Outreach Fund	47,572												47,572
4TX021	William Spaulding Sea Grant Endowmn	15,031												15,031
4TX022	Briggs NH Land & Water Education Fn	338,499												338,499
4TX023	Pike Coop Ext Volunteer Leadership	55,273												55,273
4TZ001	Iona Hubbard Climate Change Ed	2,143,358												2,143,358
	TOTAL ENDOWMENT & SIMILAR FUNDS	241,605,963	-	-	-	(2,138,845)	(309,089)	-	-	-	-	-	(2,414,233)	236,743,796
TOTAL UNH FOUNDATION		\$ 247,127,697	8,097,745	-	-	(2,138,845)	(3,247,110)	-	-	-	-	-	(2,414,233)	247,425,254

PLYMOUTH STATE UNIVERSITY
DETAILED SCHEDULE OF ASSETS, DEFERRED OUTFLOWS, LIABILITIES, AND NET POSITION
BALANCE AT JUNE 30, 2019

Fund	Fund Name	Cash & Investments	Receivables	Prepaid & Other Current Assets	Property, Plant & Equipment	Deferred Inflows & Outflows	Accounts Payable	Deposits & Unearned Revenues	Accrued Employee Benefits	Pension & Post Retirement Medical	Refundable Government Advances	Asset	Long-term Debt Including Life Income	Total Net Position
												Retirement and Other Obligations		
6GHAD1	Athletics-General Alumni Fund	80,157					(13,937)							66,220
6GHAD2	Women's Athletics Alumni Fund	3,232												3,232
6GHAFB	Football	36,332					(4,678)							31,654
6GHAFH	Field Hockey	3,467												3,467
6GHAHS	Men's Ice Hockey Equipment	10,061												10,061
6GHAIH	Ice Hockey	5,021												5,021
6GHAMB	Basketball Mens	2,443												2,443
6GHAML	Lacrosse M	3,170												3,170
6GHAMS	Soccer Mens	1,069												1,069
6GHASK	PSU Ski Team	15,521												15,521
6GHASW	Swimming	7,079												7,079
6GHATF	Combined Track and Field Gifts	4,144												4,144
6GHAVB	Women'S Volleyball Team Gifts	(114)					114							-
6GHAWB	Women's Basketball Team Gifts	8												8
6GHAWH	Women's Ice Hockey Team Gifts	800												800
6GHAWL	Lacrosse W	2,500												2,500
6GHAWR	Wrestling	1,005												1,005
6GHAWS	Women's Soccer	6,117												6,117
6GHAWT	Women's Tennis	1,332												1,332
6GHNSG	Nursing Stethoscope Gifts	4,050												4,050
6GHWRM	Athletic's Weight Room Gifts	2,362												2,362
6GIFRM	Freight Farm Cluster Project Gifts	430												430
6GJSPN	Spanish Program Gifts	978												978
6GS221	Community Service Angel Tree	209												209
6GSCMG	Crawford-Martin Opportunity Grants	826												826
6GSPCC	Counseling Ctr Hagedorn Lib	2,584												2,584
6GSPED	PEEPS Gifts	100												100
6GSUPD	University Police Dept Gifts	100												100
6GSWCN	Alumni Gifts Women's Center	115												115
6GTACS	American Chem society Stdnt Chapter	36												36
6GTANS	Lillian F Morrissey Annual Schlrshp	6,165												6,165
6GTCCS	Souza "That I May Serve" Scholarshi	1,100												1,100
6GTDTM	Dance Team Gifts	1,774												1,774
6GTENA	ENACTUS	2,361												2,361
6GTESG	EtaSigmaGamma-EatDisorderedConf Gifts	132												132
6GTFRN	French Program Gifts	978												978
6GTGRA	Granite Guarantee	1,815												1,815
6GTHAM	Hammocking Club Gifts	111												111
6GTICS	International Service Trip Gifts	620												620
6GTITC	PSU Investment Club	10,400												10,400
6GTKNM	Kelly Nester Memorial Gifts	30												30
6GTLPE	Lambda Pi Eta Honor Society	4												4
6GTMRG	Men's Rugby Gifts	214												214
6GTMTN	Music Teachers Nat'l Assoc Gifts	156												156
6GTRIO	TRIO Club Gifts	2,276												2,276
6GTRNS	Recreation Sports Gift Fund	10												10
6GTSFS	NH Transfer Student Fund	1,448												1,448
6GTSIF	Swipe it Forward	1,072												1,072
6GTSSF	PSU Student Support Fund	9,858												9,858
6GTVOC	Vocal Order Gifts	100												100
6GTWIS	Wisinski Family Endowed Gift Fund	10,001												10,001
6GTWRG	Women's Rugby Gifts	14												14
	TOTAL RESTRICTED GIFTS & ENDOWMENT INCOME	2,863,898	-	-	-	-	(19,391)	-	-	-	-	-	-	2,844,507
	<u>SPONSORED RESEARCH & PROGRAMS</u>													
610009	WMNF Trailhead Stewardship Intern	5	(5)											-
610010	Hubbard Brook JVA III	(38,940)	38,940											-
610012	WMNF Trail Club Network Development	(1,002)	1,002											-
610014	Mod2 Co-Occur of High FluorideAlum	(9,393)	9,393											-
615000	NSRC Carbon Flux	2,400						(2,400)						-
63C002	Making Meaning at MWM	(495)						495						-
63C004	White Mountain Arts Festival	2,813	1,237					(4,050)						-
63C005	Enacting Equity, Summer Institute	2,771						(2,771)						-
63E118	Quantitative Literacy PreK-16	13,178						(13,178)						-

PLYMOUTH STATE UNIVERSITY
DETAILED SCHEDULE OF ASSETS, DEFERRED OUTFLOWS, LIABILITIES, AND NET POSITION
BALANCE AT JUNE 30, 2019

Fund	Fund Name	Cash & Investments	Receivables	Prepaid & Other Current Assets	Property, Plant & Equipment	Deferred Inflows & Outflows	Accounts Payable	Deposits & Unearned Revenues	Accrued Employee Benefits	Pension & Post Retirement Medical	Refundable Government Advances	Asset	Long-term Debt Including Life Income	Total Net Position
												Retirement and Other Obligations		
63E123	Partnership for Science Inquiry	(3,331)	3,331											-
63E124	SAHE Title IIA	981	(981)											-
63E129	Next Steps NH, Transition, Practice	7,750	565					(8,314)						1
63E130	SAHE FY16 Rural Schl Educator Inst	100	(100)											-
63E131	SAHE FY16 Math	744						(744)						-
63A002	Processor Assessment, Farm Survey	(3,364)	3,364											-
63R133	FY10 Misc Special Projects	(580)	580											-
63R161	FY13 Conversion Studies	(75)	75											-
63R187	FY15 Other Projects	(838)	838											-
63R189	FY15 Admin Research	(719)	719											-
63T003	Barriers to Active Transport'n NH	(13,887)	13,887											-
63Z041	Enhancing N Country Vol Monitoring	(860)	860											-
63Z049	CY11 VAWA		5,899					(5,899)						-
63Z050	FY12 Enforcing Underage Drinking	(201)	201											-
63ZU19	FY19 UNIQUE Annual Allotment	(31,572)	31,572											-
647022	REU:N.E. Collabaorative Atmospheric	(6,113)	12,958				(6,845)							-
647023	Engaging Students in Geosciences	(13,942)	13,942											-
64B007	Integrated Cur Educ Technology	(252)						252						-
64B008	Program Income/Math Dept	4,334												4,334
64B049	Climatological record low-level	90						(90)						-
64B050	PSNH Weather Var. & Power Outages	4,523	798					(5,322)						(1)
64B051	AIRMAR Advanced Portable Lightning	263						(263)						-
64B054	C. Gonzalez Sigma Award - Hox Gene	(89)						89						-
64B055	Rate Your Mate & Bowling Green Part	3,000						(3,000)						-
64F000	Food on the Border	1,420	6,997					(8,417)						-
64G050	FY11-12 Social Work Educ. Prtnshp	(7,817)	7,817											-
64G077	14-15 RI State Scholarship	1,250												1,250
64G082	FY14 Social Work Educ. Partnership	(2,258)	2,258											-
64G084	Nutrient Loading Study Moultonbo	4						(4)						-
64G086	FY15 Educational Tuition Partnerhsp	(2,027)	2,027											-
64G088	15-16 VT State Scholarship	1,292												1,292
64G094	17-18 VT State Grant	3,258												3,258
64G099	FY18 Educational Tuition Partnershp	(2,970)	2,970											-
64G103	Edu. Tuition Partnership FY19-21	(22,989)	22,989											-
64G104	Root Causes Educational Inequities	(22,728)						22,728						-
64N040	PSU National Writing Project	301						(301)						-
64N084	National Writing Project 2006-2007	6,931												6,931
64N085	New Hampton Natural Resources Inv	(1,061)						1,061						-
64N094	2007-2008 National Writing Project	7,186						2,347						9,533
64N108	Coos County Outreach Initiative	35,627						(35,627)						-
64N111	08-09 National Writing Project	(842)						842						-
64N112	08-09 National Writing Project	(2,282)						2,282						-
64N121	Mt Tecumseh Altitudinal Transect	5,032						(5,032)						-
64N125	Coos seed grant Howarth,May	(352)						352						-
64N129	Coos seed grant Amidon	(1,126)						1,126						-
64N133	Amidon - Eco Art seed grant	(467)						467						-
64N136	09-10 Plymouth Writing Project	1,627						(1,627)						-
64N137	09-10 PWP - Mini grant	1,291						(1,291)						-
64N139	Canaan Street Lake Water Protection	(917)	2,986					(2,069)						-
64N149	Weeks Act	(2,416)						2,416						-
64N152	Coos seed grant Green	(5,605)						5,605						-
64N153	Coos seed grant Lee & Lelas	(5,626)						5,626						-
64N154	Coos seed grant Burckes Miller	(5,389)						5,389						-
64N155	Coos seed grant Okrant FY10	(3,497)						3,497						-
64N156	Coos seed grant Pruyrn	(4,585)						4,585						-
64N161	10-11 Plymouth Writing Project	560						(560)						-
64N162	Early Childhood Learn & Educ. YRII	1,215						(1,215)						-
64N164	Implementation of Every Acre Counts	12						(12)						-
64N165	Transpiration Response Fertilizatio	(782)	782											-
64N169	AMC - The Weeks Act	(334)	334											-
64N171	FY11 Coos County Outreach Init.	(7)						7						-
64N172	NWP NEWP retreat spring 2011	(217)						217						-
64N177	NWP Writing Across the Curriculum	618						(618)						-
64N178	NWP 2011-2012	(19,406)						19,406						-

PLYMOUTH STATE UNIVERSITY
DETAILED SCHEDULE OF ASSETS, DEFERRED OUTFLOWS, LIABILITIES, AND NET POSITION
BALANCE AT JUNE 30, 2019

Fund	Fund Name	Cash & Investments	Receivables	Prepaid & Other Current Assets	Property, Plant & Equipment	Deferred Inflows & Outflows	Accounts Payable	Deposits & Unearned Revenues	Accrued Employee Benefits	Pension & Post Retirement Medical	Refundable Government Advances	Asset		Total Net Position	
												Retirement and Other Obligations	Long-term Debt Including Life Income		
6XF031	Ice Arena Repair & Renovation	1,384,467													1,384,467
6XF036	Museum of the White Mtns IFB	2													2
6XF038	PSU CNG Project	48,217													48,217
6XF040	Samuel Read IFB	4													4
6XF041	Steam Lines Phase I IFB	100,678													100,678
6XF042	ALLWell North IFB	3													3
6XF043	Steam Lines Phase II IFB	1,330													1,330
6XGGEN	Budget Only - Unexpended Plant														-
6XS006	Prospect Dining Remodeling	2,046													2,046
6XS021	Hartman Union Repairs	9,516													9,516
	TOTAL PLANT FUNDS	14,720,537	-	(14,371,453)	190,888,431	91,891	(177,335)	-	-	-	-	(811,200)	(99,092,102)		91,248,769
TOTAL PLYMOUTH STATE UNIVERSITY		\$ 64,851,590	2,839,976	(13,388,081)	190,888,431	(231,984)	(2,228,941)	(5,386,702)	(2,514,778)	(11,289,296)	(2,000,132)	(827,165)	(99,092,102)		121,620,816

KEENE STATE COLLEGE
DETAILED SCHEDULE OF ASSETS, DEFERRED OUTFLOWS, LIABILITIES, AND NET POSITION
BALANCE AT JUNE 30, 2019

Fund	Fund Name	Cash & Investments	Receivables	Prepaid & Other Current Assets	Property, Plant & Equipment	Deferred Inflows & Outflows	Accounts Payable	Deposits & Unearned Revenues	Accrued Employee Benefits	Pension & Post Retirement Medical	Refundable Government Advances	Asset		Total Net Position
												Retirement and Other Obligations	Long-term Debt Including Life Income	
5GP123	Technology/Product Design Dept Gift	24												24
5GP124	Diverse Voices from the Field	95												95
5GP125	Nutrition-Taste of Keene	46												46
5GP126	Architecture Dept Gift Fund	113												113
5GP127	Early Sprouts Garden Nutrition Prog	85												85
5GP128	Child Dev Center Facility Enhanceme	336												336
5GP129	Biodiesel Project	200												200
5GP130	Science Out Of The Box Project	99												99
5GP131	Meiszner Early Sprouts Endw-payout	5,120												5,120
5GP133	Nursing Program Gift Fund	1,276												1,276
5GP134	KSC RCAM Gift Fund	20,383												20,383
5GP135	KSC - Marlborough School Fund	2,349												2,349
5GP136	SPDI Gift Fund	3,755												3,755
5GP137	Gordon B Davis '72 Equipment Fund	10,092												10,092
5GP138	AIANH Kahn for Adv. of Architecture	2,455												2,455
5GP139	Construction Safety Ctr AGCERF	35,603												35,603
5GP140	Construction Safety Major Gift Fund	8,344												8,344
5GP141	Carole Russell Memorial Fund	1,500												1,500
5GR101	Student Affairs Generic Gifts	4,072												4,072
5GR102	Alternative Spring Break Gift	9,453					(642)							8,811
5GR104	AIDS-HIV Education Fund	303												303
5GR105	Student Center Generic Gift	53												53
5GR106	Greek Senate Gift	178												178
5GR107	Campus Crusade for Christ Gift	6,857												6,857
5GR109	Counseling Center Gifts	718												718
5GR110	Habitat for Humanity-KSC Chapter	4,506												4,506
5GR111	Community Service Prog Initiatives	1,020												1,020
5GR112	Comm Srvc Int'l Service Programs	2												2
5GR113	KSC ODS - Chakalos Gift	13,691												13,691
5GR114	Men's Ice Hockey Gift Fund	12,160												12,160
5GS101	Science Generic Gift	3,752												3,752
5GS102	Biology Gifts	457												457
5GS103	Chemistry Dept Gifts	12,534												12,534
5GS104	Computer Science Dept Gifts	2,377												2,377
5GS105	Economics Gifts	265												265
5GS106	Environmental Studies Gifts	695												695
5GS107	Geography Gift KEA Payout	1,257												1,257
5GS108	Geology Dept Gift	2,761												2,761
5GS109	Mathematics Dept Gift	3,753												3,753
5GS110	Management Dept Gift	9,605												9,605
5GS111	ORANG ASLI Archive Payout	5,137												5,137
5GS112	Physics Dept Gift	328												328
5GS113	Political Science Dept Gift	108												108
5GS115	Psychology Dept Gift	797												797
5GS116	Sociology Dept Gift	195												195
5GS117	Aspergers Resource Group Gift	903												903
5GS118	Partners in Education Gift	1,512												1,512
5GS119	Small Business Institute Gift	585												585
5GS120	Science Center Enhancement Gift	7,679												7,679
5GS121	Math & Science Wkshop Gift Fund	9,010												9,010
5GS122	Science Academic Program	2,605												2,605
5GS124	Putnam Chemistry Chair - Payout	3,182												3,182
5GS125		412												412
5GT101	Memorial Trees Benches Plaques	46,507												46,507
	TOTAL RESTRICTED GIFTS & ENDOWMENT INCOME	2,979,415	-	-	-	-	(3,095)	(9,350)	-	-	-	-	-	2,966,970
	<u>SPONSORED RESEARCH & PROGRAMS</u>													
511000	Butt of a Joke 8-1-18 to 7-31-21	(13,040)	13,040											-
517009	OSHA Administration Portion FFY19	(7,056)	7,095				(39)							-
517010	OSHA Consult Prgm 10/1/18 - 9/30/19	(35,940)	35,940											-
53A001	IPM Practices & the Apple Growing	91						(91)						-
53D037	Governor's Success	(38,000)	38,000											-
53D038	Transition Portal 7-18 to 6-20	(17,515)	19,067				(1,552)							-
53D040	Worksite Lactation 1 10-18 to 6-19	(22,749)	27,749				(5,000)							-
53D043	Physical Activity 12-5-18 to 6-30-19	(26,051)	35,551					(9,500)						-
53ZU17	UNIQUE Annual Allocation - FY17													-
53ZU19	UNIQUE Annual Allocation FY19	(16,931)	16,931											-
543002	Snow Measurements 03		24					(24)						-
545007	Mapping Identities 6-17 to 5-18													-
547012	RUI Exon Junction Complex	(30,674)	31,502				(828)							-

KEENE STATE COLLEGE
DETAILED SCHEDULE OF ASSETS, DEFERRED OUTFLOWS, LIABILITIES, AND NET POSITION
BALANCE AT JUNE 30, 2019

Fund	Fund Name	Cash & Investments	Receivables	Prepaid & Other Current Assets	Property, Plant & Equipment	Deferred Inflows & Outflows	Accounts Payable	Deposits & Unearned Revenues	Accrued Employee Benefits	Pension & Post Retirement Medical	Refundable Government Advances	Asset		Total Net Position
												Retirement and Other Obligations	Long-term Debt Including Life Income	
5XT080	Food Court Renovations	758												758
5XT081	RLO Furniture	146,987												146,987
5XT082	Student Ctr Small Projects-KSC	45,246												45,246
5XT088	Spaulding Renovations	1,240												1,240
5XT094	Property Acquisition	100,442												100,442
5XT098	Media Arts Building	4,343												4,343
5XT099	Alumni Center - 232 Main Street	46,363												46,363
5XT104	Campus Signage	1,459												1,459
5XT108	Cable Plant Infrastructure	441,378												441,378
5XT109	Net Connectivity & Transport Equip	102,760												102,760
5XT110	Voice Telephony Infrastructure	76,485												76,485
5XT111	Net Services & Support Equipment	335,193					(5,629)							329,564
5XT113	Deferred Maintenance Projects	3,840												3,840
5XT118	Adams, Butterfield, Blake Space Stu	75,109												75,109
5XT119	Campus Safety Relocation	3,756												3,756
5XT121	Elliot Hall 2nd Floor Renovation	2,012												2,012
5XT124	Expo Center Feasibility Study	130												130
5XT125	Hale Building Renovations	89,819												89,819
5XT127	Bike Path	775												775
5XT128	Bookstore Renovations	1,765												1,765
5XT131	Server Room Code Improvements	12,158												12,158
5XT133	Dining R&R Small Projects	76,817					(76,717)							100
5XT134	Huntress Hall Basement Classroom	1												1
5XT135	Landscape Master Plan	493												493
5XT136	Ceramics Studio	1,081												1,081
5XT139	Wyman Way	406												406
5XT141	Lib Archives & Spec Collect Stacks	3,662												3,662
5XT144	KSC LED Site Lighting	39,981												39,981
5XT146	Sci Ctr Greenhouse	328												328
5XT147	RLO Small Projects	932,907					(12,239)							920,668
5XT148	KSC E&G Small Projects	726,758					(22,526)							704,232
5XT152	Energy Submetering Project	30,438												30,438
5XT153	Mason Library Athenaeum	86,961												86,961
5XT154	Redfern NASM Project	83,934												83,934
5XT156	Master Plan Update FY13	100,001												100,001
5XT157	Mason Library Projects	40,831												40,831
5XT158	Nursing Lab and Sim Spaces	196,698												196,698
5XT160	TDS A&P Lab	44,776												44,776
5XT161	Oil Tank Replacement	70,715												70,715
5XT162	Access Control Project	519,289												519,289
5XT164	Joslin Hall	35,192												35,192
5XT169	Redfern Life Safety Improvements	955,766												955,766
5XT172	MAC Roof	1,065												1,065
5XT173	Space Alloc, Adapt, Renewal Comm	60,790												60,790
5XT175	Crosswalk Improvements	140,000												140,000
5XT176	Steam Line Replacement	26,039					(25,224)							815
5XT177	Spaulding Pool Ventilation	482,200												482,200
5XT178	Artificial Turf Field	800,000												800,000
	TOTAL PLANT FUNDS	27,572,024	-	(4,484,061)	174,094,050	601,650	(635,663)	-	-	-	-	(948,000)	(97,891,077)	98,308,923
	TOTAL KEENE STATE COLLEGE	\$ 84,676,847	4,129,330	(3,645,397)	174,094,050	288,662	(2,191,775)	(4,518,163)	(2,397,836)	(10,811,259)	(2,028,012)	(999,086)	(97,891,077)	138,706,284

KEENE ENDOWMENT ASSOCIATION
DETAILED SCHEDULE OF ASSETS, DEFERRED OUTFLOWS, LIABILITIES, AND NET POSITION
BALANCE AT JUNE 30, 2019

Fund	Fund Name	Cash & Investments	Receivables	Prepaid & Other Current Assets	Property, Plant & Equipment	Deferred Inflows & Outflows	Accounts Payable	Deposits & Unearned Revenues	Accrued Employee Benefits	Pension & Post Retirement Medical	Refundable Government Advances	Derivative Instruments - Interest Rate Swaps	Long-term Debt Including Life Income	Total Net Position
5TEZ65	Global Opportunities Fund	20,265												20,265
5TEZ66	Olive F Jennison Award Endowment	53,089												53,089
5TEZ67	Robert and Alice Johnson Sch Ed	37,014												37,014
5TEZ68	Lora Adams Mem Nutri & Health Endow	24,091												24,091
5TEZ70	Dr Rose Kundanis Journalism Endow	28,521												28,521
5TEZ71	Carole Russell Memorial Endowment	37,755												37,755
5TEZ72	Raymond & Dorothy M Jobin Endowment	30,239												30,239
5TEZ73	Samuel Martin '09 Mem Schol Endowme	28,138												28,138
5TEZ74	Don Baldini Music Scholarship Endow	23,588												23,588
5TEZ75	Quin-D Dance Endowment	24,894												24,894
5TEZ76	Women's Education Oppor Fund Endowment	104,900												104,900
5TEZ79	Mary & Lester Shealy Mem Sch Endowment	15,000												15,000
	TOTAL ENDOWMENT & SIMILAR FUNDS	9,643,138	-	-	-	-	-	-	-	-	-	-	-	9,643,138
TOTAL KEENE ENDOWMENT ASSOCIATION		\$ 9,667,801	-	-	-	-	-	-	-	-	-	-	-	9,667,801

GRANITE STATE COLLEGE
DETAILED SCHEDULE OF ASSETS, DEFERRED OUTFLOWS, LIABILITIES, AND NET POSITION
BALANCE AT JUNE 30, 2019

Fund	Fund Name	Cash & Investments	Receivables	Prepaid & Other Current Assets	Property, Plant & Equipment	Deferred Inflows & Outflows	Accounts Payable	Deposits & Unearned Revenues	Accrued Employee Benefits	Pension & Post Retirement Medical	Refundable Government Advances	Derivative Instruments - Interest Rate Swaps	Long-term Debt Including Life Income	Total Net Position
7N6676	GSC Equipment				139,722									139,722
7X6691	New GSC Academic/Admin Center	3,162,019												3,162,019
7X6700	Tech Village R&R	282,563												282,563
7X6705	Conway Center Repairs	25,959												25,959
7X6711	Hall Street - R & A	127,537					(51,968)							75,569
7XC002	GSC Vehicle Replacement Fund	40,000												40,000
7XC003	GSC Major Equipment & Renovations	53,818					(53,818)							-
7XC007	GSC Classroom Upgrades	82,584												82,584
7XC009	Phone System Upgrades	40,287												40,287
	TOTAL PLANT FUNDS	3,814,767	-	(1,982,385)	7,245,941	-	(105,786)	-	-	-	-	-	-	8,972,537
TOTAL GRANITE STATE COLLEGE		\$ 29,920,584	562,124	(1,757,085)	7,245,941	(65,320)	(678,296)	(488,075)	(534,774)	(2,256,263)	-	-	-	31,948,836

TRUSTEES/CHANCELLOR'S OFFICE
DETAILED SCHEDULE OF ASSETS, DEFERRED OUTFLOWS, LIABILITIES, AND NET POSITION
BALANCE AT JUNE 30, 2019

Fund	Fund Name	Cash & Investments	Receivables	Prepaid & Other Current Assets	Property, Plant & Equipment	Deferred Inflows & Outflows	Accounts Payable	Deposits & Unearned Revenues	Accrued Employee Benefits	Pension & Post Retirement Medical	Refundable Government Advances	Derivative Instruments - Interest Rate Swaps	Long-term Debt Including Life Income	Total Net Position
<u>GENERAL OPERATING & OTHER UNRESTRICTED FUNDS</u>														
9U0000	University System E&G	\$ 14,618,313	60,942	329,013			(14,503,018)		(505,250)					-
9U0APR	USNH Accrued Payroll	10,126,957					(10,126,957)							-
9U0DEF	USNH General Deferred	2,160,791					(2,160,791)							-
9UG000	University System E&G	3,420,957					(418,573)		(84,687)					2,917,697
9UGENR	USNH Enrollment Center	1,150,014					(52,256)							1,097,758
9WG106	Other Postemployment Bnft (OPEB)					(4,860,655)				5,273,551				412,896
9Z0001	NH Women in High Ed Leadership	10,049												10,049
9Z0ADJ	Agency Funds Year End Adjustment							(10,049)						(10,049)
9ZOSRP	Oper Staff Retirement Fund					467,376				311,312				778,688
	TOTAL GENERAL OPERATING & OTHER UNRESTRICTED FUNDS	31,487,081	60,942	329,013	-	(4,393,279)	(27,261,595)	(10,049)	(589,937)	5,584,863	-	-	-	5,207,039
<u>INTERNALLY DESIGNATED</u>														
9D0008	ARC Accrual	3,020,715				(261,536)			(2,170,510)					588,669
9D0012	STII Core Cash Investment	20,065,290					94							20,065,384
9D0018	Workers Compensation	4,200,000							(3,223,174)					976,826
9D0023	Long Term Disability	2,776,900							(2,044,200)					732,700
9D0040	Transfer Student Initiative	21,126												21,126
9D0042	Chancellor's Strategic Initiatives	1,116,833												1,116,833
9D0046	Info Tech Strategic Funds	93,449												93,449
9D0048	USNH Compliance Project	107,706												107,706
9D00D2	Board of Trustee DiscretionaryAcct	6,385												6,385
9D0INS	USNH Insurance Allocation	(734,418)		734,418			(973)							(973)
9DB000	Fringe Benefit Reserve	14,196,331	962,165	45,000			(5,002,249)		(4,402,037)					5,799,210
9DBSTF	System Separation Fund	623,486												623,486
9DGCNT	Cash Used for Internal Borrowing	(92,435,661)												(92,435,661)
9DGFSI	GSC Financial Strategic Initiatives	5,439												5,439
9DKFSI	KSC Financial Strategic Initiatives	58,346												58,346
9DPFSI	PSU Financial Strategic Initiatives	144,582												144,582
9DX078	L RTP4 Innovation Fund	15,030					(15,030)							-
9DX100	L RTP4 Academic Technology Institute	3,459					(3,459)							-
9DX103	L RTP4 ERP-HCM	60,802					(60,802)							-
9DX104	L RTP4 Master Fund	1,390,463												1,390,463
9DX112	L RTP4 EProcurement	45,752					(45,752)							-
	TOTAL INTERNALLY DESIGNATED	(45,217,985)	962,165	779,418	-	(261,536)	(5,128,171)	-	(11,839,921)	-	-	-	-	(60,706,030)
<u>RESTRICTED GIFTS & ENDOWMENT INCOME</u>														
9G0001	Spaulding Potter Charitable Trust	5,066												5,066
9G0002	Visiting Professors Fund	5,107												5,107
9G0003	Squires Prize	2,013												2,013
9G0005	Bradford K Perry Memorial Fund	59												59
9G0006	Project Keep Contributions	500												500
9G0009	Spaulding Investment Mgmt & Rsrch	6,269												6,269
9G0010	Spaulding Chartered Financial Analy	6,269												6,269
9G0011	Spaulding Investment Analysis Educ.	6,269												6,269
9G0015	Walter Peterson Gift Fund	1,200												1,200
9G00D2	John S Elliott Treasurer's Finance	1,249												1,249
	TOTAL RESTRICTED GIFTS & ENDOWMENT INCOME	34,001	-	-	-	-	-	-	-	-	-	-	-	34,001
<u>ENDOWMENT & SIMILAR FUNDS</u>														
9QG001	USNH LT Contingency Fund	7,741,107												7,741,107
9QG002	Bradford K Perry Memorial Fund	12,643												12,643
9QG003	Long-Term Treasury Investments Quas	34,462,950												34,462,950
9QG004	Health Ben Cost Containment Quasi	20,963,925												20,963,925
9QGDBT	USNH Debt Quasi	101,873,289												101,873,289
9TG001	Dr. J. Duane Squires	28,239												28,239
	TOTAL ENDOWMENT & SIMILAR FUNDS	165,082,153	-	-	-	-	-	-	-	-	-	-	-	165,082,153
<u>PLANT FUNDS</u>														
9NY001	2001 Bonds	32,207,530											64,829,417	97,036,947
9NY002	SYS Net Invested in Plant				363,494									363,494
9NY003	SYS Equipment				204,366									204,366
9NY006	SYS HEFA 01-92 Refunding Issue Cost	19,191,953											16,795,000	35,986,953
9NY007	SYS - HEFA 02 - 92 Refunding	19,176,600											3,697,216	22,873,816
9NY008	SYS 2005A HEFA Debt	(4,587,208)				9,071,508	(128,383)				(9,071,508)	5,781,311	1,065,720	
9NY009	SYS 2005B HEFA Debt	(29,607,236)				12,523,795	(109,508)				(7,376,727)	(64,360,000)	(88,929,676)	
9NY011	2006 HEFA Debt	29,008,009											59,516,827	88,524,836
9NY013	2006B-2 HEFA Debt	(39,779,251)											43,488,187	3,708,936
9NY014	Series 2001 Swaption Issuance	1,406,934											(1,406,934)	-

TRUSTEES/CHANCELLOR'S OFFICE
DETAILED SCHEDULE OF ASSETS, DEFERRED OUTFLOWS, LIABILITIES, AND NET POSITION
BALANCE AT JUNE 30, 2019

Fund	Fund Name	Cash & Investments	Receivables	Prepaid & Other Current Assets	Property, Plant & Equipment	Deferred Inflows & Outflows	Accounts Payable	Deposits & Unearned Revenues	Accrued Employee Benefits	Pension & Post Retirement Medical	Refundable Government Advances	Derivative Instruments - Interest Rate Swaps	Long-term Debt Including Life Income	Total Net Position
9NY024	HEFA 2007 Debt	(43,318,363)												(43,318,363)
9NY09A	Series 2009A Bonds	(193,177,315)											18,246,359	(174,930,956)
9NY11A	Series 2011A Bonds	(1,105,819)					(153,650)						(6,518,623)	(7,778,092)
9NY11B	Series 2011B Bonds	(16,769,331)				7,207,204	(79,955)					(6,527,897)	(30,260,000)	(46,429,979)
9NY12A	Series 2012 Bonds	(12,771,717)				(157,060)	(131,400)						(6,470,000)	(19,530,177)
9NY14A	Series 2014 Bonds	14,204,428					(137,411)						(13,595,000)	472,017
9NY15A	Series 2015 Bonds	33,444,703				533,082	(2,730,623)						(39,310,002)	(8,062,840)
9NY16A	Series 2016 Bonds	45,930,159				(199,612)	(968,706)						(22,336,826)	22,425,015
9NY17A	Series 2017A Bonds	121,260,569				2,348,639	(1,347,126)						(63,091,857)	59,170,225
9NY17B	Series 2017B Bonds	49,424,677					(753,195)						(47,920,000)	751,482
9NYIFB	Internal Borrowing Funding			92,435,665										92,435,665
9X0002	SYS R&R Financial Technology Fund	(3,947)												(3,947)
9X0039	SYS Vehicle Replacement Fund	15,795												15,795
	TOTAL PLANT FUNDS	24,151,170	-	92,435,665	567,860	31,327,556	(6,539,957)	-	-	-	-	(22,976,132)	(82,914,925)	36,051,237
TOTAL TRUSTEES/CHANCELLOR'S OFFICE		\$ 175,536,420	1,023,107	93,544,096	567,860	26,672,741	(38,929,723)	(10,049)	(12,429,858)	5,584,863	-	(22,976,132)	(82,914,925)	145,668,400

UNIVERSITY OF NEW HAMPSHIRE DURHAM
DETAILED SCHEDULE OF REVENUES, EXPENSES, AND TRANSFERS
FOR THE YEAR ENDED JUNE 30, 2019

Fund	Fund Title	Net Student Tuition	Grant Revenue ¹	Auxiliary Revenue	Appropriations & Other Revenue	Employee Compensation	Supplies and Services	Other Expenses	Transfers In/(Out)	Beginning Fund Balance 06/30/2018	Ending Fund Balance 06/30/2019
<u>GENERAL OPERATING & OTHER RESTRICTED FUNDS</u>											
15H111	Hatch Administration - Match					(317,716)			317,716	-	-
15H604	Conservation Plant Resources					(413)			413	-	-
15H611	Conservation Plant Resources					(14,676)			14,676	-	-
15H615	Managing Systems to Improve					(3,845)			3,845	-	-
15H616	Managing Systems to Improve					(2,746)			2,746	-	-
15H619	Soil Microbial Efficiency					(11,535)			11,535	-	-
15H626	Aquaculture Systems ME Gulf					(2,590)			2,590	-	-
15H628	Solutions to Bee Problems					(36,475)			36,475	-	-
15H632	Applied Agricultural Genomics					(40,335)			40,335	-	-
15H633	Search					(15,999)			15,999	-	-
15H634	Climate, Carbon and Land Use					(11,379)			11,379	-	-
15H635	Varieties & Small Fruit Prof in NH					(2,590)			2,590	-	-
15H636	Cultivating Ecosystem Services					(11,379)			11,379	-	-
15H637	Frankia-Actinorhizal Plant Assoc					(38,081)			38,081	-	-
15H638	Exploratory Research					(10,355)			10,355	-	-
15H639	Improving finfish production					(11,811)			11,811	-	-
15H640	Pathways of Microcystin Exposure					(2,590)	(3,737)		6,327	-	-
15H644	The Ecology of Soil Health					(18,751)			18,751	-	-
15H645	Interspecies Hybrids Squash					(3,003)			3,003	-	-
15H646	Wind Turbine Induced Noise					(2,590)			2,590	-	-
15H647	Impacts on Shellfish Safety					(12,944)			12,944	-	-
15H648	Recirculating Aquaponic Systems					(7,608)			7,608	-	-
15H649	Weight Related Factors					(5,182)	(2,950)		8,132	-	-
15H650	Bee Health					(11,106)			11,106	-	-
15H651	NH Watershed Management					(15,662)			15,662	-	-
15H652	Commercial Greenhous Prod					(10,527)	(13,995)		24,522	-	-
15H653	Pop structure & heterogeneity					(10,744)			10,744	-	-
15H654	Behavioral Genomics Larval Sttlmt					(11,914)			11,914	-	-
15H657	Influence of Ovary Uterus &Emb					(3,653)			3,653	-	-
15H658	Ecological Invasion of ST36 Vibrio					(2,590)			2,590	-	-
15H659	Water Quality,River Network Scales					(14,921)			14,921	-	-
15H661	Managing Plant Microbe Interactions					(19,229)	(656)		19,885	43,559	43,559
15H663	Harnessing Chemical Ecology					(39,934)			39,934	35,848	35,848
15H665	Quantifying the drivers of weed					(4,056)			4,056	-	-
15H666	Soil Microbial Growth					(26,366)			26,366	-	-
15H667	Soil Microbiome in NH Ag					(9,463)			9,463	-	-
15H670	Using metagenomics dairy cows					(26,518)			26,518	-	-
15H675	Management Systems to Improve					(1,977)			1,977	-	-
15H677	Managing Plant Microbe Interactions					(45,354)			45,354	-	-
15MS03	McIntire Stennis Admin					(126,171)			126,171	-	-
15MS76	Nitrogen & Carbon Assimilation									-	-
15MS77	Remotely Sensed Forest Maps					(3,845)			3,845	-	-
15MS78	Hydrologic Change in Forests								(4)	4	-
15MS79	Complex Forest Landscapes					(3,845)	(12,311)		16,156	-	-
15MS81	Connectivity of Wildlife Population					(4,248)			4,248	-	-
15MS82	Impact of Invasive Shrubs					(10,168)			10,168	-	-
15MS83	Decadal trends in forest biogeochem					(45,089)			45,089	-	-
15MS85	Small Mammals as Indicators					(18,003)			18,003	-	-
15MS87	Nitrogen & Carbon Assimilation					(16,385)			16,385	-	-
15MS88	Invasive plant impacts NH					(17,823)			17,823	-	-
15MS90	Disease-associated bark communities					(41,462)			41,462	-	-
15MS91	Ecohydrological Impacts Forest					(20,230)			20,230	-	-
15MS94	Small Mammals in Northern Forests					(24,011)			24,011	-	-
15MS95	Mapping Forest Type and Structure					(28,473)			28,473	-	-
1AU106	Other Postemployment Bnft (OPEB)					449,187				(7,786,043)	(7,336,856)
1U0ADJ	UNH Unrestricted Adjustments				58,216		416,379		(474,595)	-	-

UNIVERSITY OF NEW HAMPSHIRE DURHAM
DETAILED SCHEDULE OF REVENUES, EXPENSES, AND TRANSFERS
FOR THE YEAR ENDED JUNE 30, 2019

Fund	Fund Title	Net Student Tuition	Grant Revenue¹	Auxiliary Revenue	Appropriations & Other Revenue	Employee Compensation	Supplies and Services	Other Expenses	Transfers In/(Out)	Beginning Fund Balance 06/30/2018	Ending Fund Balance 06/30/2019
1UL000	Library Educational and General		(790)		433,652	(5,565,464)	6,771,903		12,046	4,887,504	6,538,851
1UP000	UNH Police				155,947	(3,235,294)	3,539,643		(215,064)	555,935	801,167
1UR000	VPRPS Educational and General		2,207,558		15,522	(8,059,324)	8,114,335	(95,708)	(2,393,623)	1,490,557	1,279,317
1UR001	VPRPS E&G - Centers		626,173							4,133,261	4,759,434
1UR020	Consulting Center PAU				157,651	(141,903)	(5,177)			279,737	290,308
1US000	Athletics Education&General-RCM	(9,309)	671						1,300	28,271	20,933
1UT000	Facilities Educational and General				205,717	(6,258,234)	9,078,528		(3,029,977)	2,689,528	2,685,562
1UT001	Energy and Campus Development				11,769	(3,627,861)	28,119,004	(4,234,671)	(20,253,554)	2,924,190	2,938,877
1UU000	Institutional Educational & General	(9,197,086)	107,996		23,843,609	(137,786)	(6,751,458)		(7,527,409)	(779,558)	(441,692)
1UU001	Institutional Bud-Proj Adjs								1,246,510	-	1,246,510
1UU002	Inst Destiny One Online Payments						207,849		(186,151)	75,751	97,449
1UURCM	Institutional RCM Fund		5,041,139		15,974,714		(14,567,361)		(8,205,947)	(14,855,378)	(16,612,833)
1UW000	Enrollment Mngmt Ed & General	1,106,795			380,645	(5,902,269)	4,926,995		(102,742)	109,811	519,235
1UX000	Professional Education	1,842,741				(1,213,544)	(843,180)		282,173	(734,974)	(666,784)
1UX026	CE State PAU	(8,811)	352,950		4,505,600	(4,397,905)	(929,396)		(148,424)	(4,230,132)	(4,856,118)
1UX028	CE County PAU				3,017,447	(1,782,532)	(53,982)		(183,629)	3,907,076	4,904,380
1UZ000	EOS Educational and General		3,542,079		86,417	(1,961,284)	(2,181,967)	(2,766)	(2,924,639)	3,462,845	20,685
1UZ024	Marine Sciences & Ocean Engineering	(39,846)	445,354		992,260	(708,406)	(488,215)	25,826	(248,316)	27,954	6,611
1UZ025	Shoals Marine Laboratory	503,309			72,684	(234,650)	(183,776)		(83,495)	(8,541)	65,531
1UZ030	Center for Coastal & Ocean Mapping	129,408	1,529,825		23,977	(201,294)	(784,884)		(675,452)	6,619	28,199
1UZPPD	EOS General Prepaid									-	-
1WU106	Other Postemployment Bnft (OPEB)					3,483,230				(60,377,064)	(56,893,834)
1Z0ADJ	Agency Funds Year End Adjustment				(3,520)		1,678			(1,342)	(3,184)
1ZA001	Campus Ministry				1,600		(1,311)			(410)	(121)
1ZA002	Phi Beta Kappa Agency Fund				1,921		(366)			-	1,555
1ZJ011	MUB Ticket Office -Outside Sales								(535)	535	-
1ZJ012	NH Coll Pers Assoc									1,217	1,217
	TOTAL GENERAL OPERATING & OTHER UNRESTRICTED FUNDS	247,630,613	20,870,675	0	64,562,204	(217,125,559)	(46,515,704)	(4,365,972)	(52,352,501)	(29,318,806)	(16,615,050)
	<u>INTERNALLY DESIGNATED</u>										
1D0ADJ	UNH Int Desig Adjustments						1,159,712		(1,159,712)	-	-
1DA001	Grad Contract Courses	10,195				(2,645)	(9,455)			233,989	232,084
1DA005	NEBHE Dissertation Scholar									60,007	60,007
1DA006	NSF Cost of Educ Distribution	(1,183)					(23)			16,922	15,716
1DA008	Spaulding Faculty Fellowship					(30,352)			28,250	69,579	67,477
1DA009	Hortense Sheppard Bequest									19,813	19,813
1DA013	VPAA Discretionary						(7,631)		2,000	71,356	65,725
1DA016	Exchange Programs	5,150			2,950		(6,780)			14,663	15,983
1DA017	Washington Internship	144,150				(2,499)	(179,381)			121,969	84,239
1DA019	Foreign Study									4,896	4,896
1DA021	Unrest Bequest - Carpenter				10,490	(3,220)	(6,483)		(24,000)	66,662	43,449
1DA026	Faculty Development Award						(22,619)		(122,988)	227,949	82,342
1DA027	Spaulding/Sidore Lecture Series					(3,662)	(6,834)		10,000	16,427	15,931
1DA029	Intl Educ Faculty Development						(16,460)		20,000	16,652	20,192
1DA033	Evaluation Expertise									430	430
1DA035	Robert G Wakefield Quasi Endow				1,364					1,969	3,333
1DA039	International Student Programming				4,825		(3,427)			3,485	4,883
1DA040	OISS Photo Services				1,166					2,470	3,636
1DA041	Dean of Students Discretionary						(18)			6,842	6,824
1DA052	CPE Learning Mgt Sys- AT									6,394	6,394
1DA055	Academic Tech Initiative Projects					(106,182)	(3,425)		54,390	320,186	264,969
1DA057	Online Program Support								(14,038)	99,925	85,887
1DA065	Stonyfield Entrepreneurship Inst R									192	192
1DA066	Carsey Center Operations	(326)			118,154	(56,115)	(4,259)			13,855	71,309
1DA074	NH Listens Facilitator Training				2,725	(3,255)	(155)			1,584	899
1DA076	Cert in Community Dev Fin				32,050	(26,358)	(5,611)			14	95
1DA153	SHARPP						(1,800)			13,825	12,025

UNIVERSITY OF NEW HAMPSHIRE DURHAM
DETAILED SCHEDULE OF REVENUES, EXPENSES, AND TRANSFERS
FOR THE YEAR ENDED JUNE 30, 2019

Fund	Fund Title	Net Student Tuition	Grant Revenue¹	Auxiliary Revenue	Appropriations & Other Revenue	Employee Compensation	Supplies and Services	Other Expenses	Transfers In/(Out)	Beginning Fund Balance 06/30/2018	Ending Fund Balance 06/30/2019
1DA154	Faculty Development Initiatives									16,269	16,269
1DA193	Centennial Fund Quasi Payout								923	2,755	3,678
1DA194	Parent's Association Support				40,919		(46,290)		21,000	180	15,809
1DA195	Summer Youth Program Fee				20,705	(12,010)	(6,905)		(1,800)	5,690	5,680
1DA196	Phi Beta Kappa Support						(3,500)		3,500	-	-
1DA401	Program Reviews					(10,729)	(33,679)		47,599	179,338	182,529
1DA422	Elliot - AA Strategic Initiatives						(14,300)		(21,836)	1,317,992	1,281,856
1DA460	VP Instructional						(11,344)		(500)	107,243	95,399
1DA463	Teaching Excellence Award					(12,358)			25,000	1,563	14,205
1DA480	Honors Discovery Program									25	25
1DA484	Paul & Dorothy T. Hobbs Payout				22,040		(13,619)			13,958	22,379
1DA485	AT Project Development								(21,003)	157,073	136,070
1DA486	Web Solutions Project Development								1,586	162,436	164,022
1DAADV	UNH Pre-ADVANCE									103,204	103,204
1DAASP	Advancing Science Program				150		(863)			2,565	1,852
1DACCG	PI Curt Grimm					(13,329)			2,383	26,353	15,407
1DACEJ	PI Eleanor Jaffee					(1,483)	(48)		1,386	285	140
1DACFA	Carsey F&A Shares					(143,030)	(95,178)		269,068	658,497	689,357
1DACJC	PI Jessica Carson						(495)		1,235	1,308	2,048
1DACKJ	PI Kenneth Johnson									354	354
1DACMS	PI Michael Swack						(741)		608	133	-
1DACMT	PI Beth Mattingly	(473)				(5,260)	(22,023)		13,619	14,137	-
1DACON	Connect Book Fund									23	23
1DACTE	Counseling Center Case Mngmt.									180,000	180,000
1DACWM	PI William Maddocks					(3,857)	(134)		1,692	2,576	277
1DADIS	Disability Serv Student Interpreter						(47,009)			300,000	252,991
1DADJA	PI Jennifer Andrews						(114)		2,563	-	2,449
1DADP0	PI Dawna Perez								2,097	623	2,720
1DAECI	AA Electronic Campus Initiatives						(35,084)		40,031	80,746	85,693
1DAFAS	Faculty Scholars Program									83,694	83,694
1DAFOR	Unrest Bequest Des - Forest Park									567	567
1DAFRE	Faculty Research Engagement Academy					(16,675)	(41,896)		(8,568)	433,671	366,532
1DAGNR	NRESS Grad Educ Award									1	1
1DAGRD	Grad School Initiatives								(100,000)	100,000	-
1DAINX	Inclusive Excellence and Advance IT					(102,905)	(9,065)		53,552	313,002	254,584
1DAKS1	PI Kristin Smith					(243)	(361)		4,872	3,557	7,825
1DALCT	Leitzel Center				22,480	(84,062)	(20,357)		83,581	164,673	166,315
1DALDR	Leadership Training									54,861	54,861
1DALJB	PI Jennifer Bourgeault						(269)		4,084	2,314	6,129
1DALMS	Learning Management Systems					(25,178)	(812)			309,163	283,173
1DALRV	Leitzel Ctr - Varner CoRE					(3,777)	(122)			3,901	2
1DALSH	PI Stephen Hale					(108)	(1,025)		1,412	844	1,123
1DAMPA	MPA Prof Assoc Conferences									1,133	1,133
1DANAV	Navitas & Internationalization				1,250,744	(344,641)	(231,334)		(1,083,867)	3,417,555	3,008,457
1DANPR	VPAA Provost Transtion Fund									4,470	4,470
1DAOCS	Community Standards				19,450	(7,053)	(641)			54,613	66,369
1DAOSP	Outreach Scholars Program									35,099	35,099
1DAOTP	Outreach Institutional Partnerships									43,678	43,678
1DAPOW	Powwow Fund									36	36
1DARVA	PI Ruth Varner								489	-	489
1DASCO	Foreign Scholars in Residence									11,834	11,834
1DASHM	PI Michele Holt-Shannon						(451)		1,411	70	1,030
1DASMF	Sustainable Microenterprise Fin. Fd				8,993	(11,635)	(331)			6,837	3,864
1DASPE	Sustainability-SIMAP Program Expens				65,316	(37,030)	(21,776)			9,588	16,098
1DASPP	Sustainability Gold to Platinum					(43,030)	(21,106)	(35,637)	99,774	-	1
1DASTR	Student/Enrmt. Services Integration					(18,805)	(41,983)			89,078	28,290
1DASUS	Sustainability Conferences				54,908	(33,002)	(14,815)		3,500	2,385	12,976

UNIVERSITY OF NEW HAMPSHIRE DURHAM
DETAILED SCHEDULE OF REVENUES, EXPENSES, AND TRANSFERS
FOR THE YEAR ENDED JUNE 30, 2019

Fund	Fund Title	Net Student Tuition	Grant Revenue¹	Auxiliary Revenue	Appropriations & Other Revenue	Employee Compensation	Supplies and Services	Other Expenses	Transfers In/(Out)	Beginning Fund Balance 06/30/2018	Ending Fund Balance 06/30/2019
1DATCO	PI Catherine Overson								632	-	632
1DATK0	PI Thomas Kelly									340	340
1DAURC	Undergrad Research Conference									1,634	1,634
1DB007	Farm Residences				61,370	(39,547)	(11,702)	(180)		76,638	86,579
1DB009	TSAS Greenhouse				32,273	(15,235)	(25,522)			73,400	64,916
1DB021	Nr Woodlands Program					(88,802)	(18,242)		105,186	1,858	-
1DB027	Diagnostic Services-insects				805		(5,000)			6,794	2,599
1DB033	Ts Equine Events				5,005		(3,992)			3,513	4,526
1DB036	As UNH Horsemans Club						(45)		45	-	-
1DB037	Project Smart				87,138	(24,780)	(58,007)			-	4,351
1DB039	Career Mobility - med Tech									2,458	2,458
1DB043	Water Quality Analysis Lab				62,703	(44,785)	(19,672)	(274)	(11,612)	109,601	95,961
1DB045	Therapeutic Riding Program				23,716	(9,433)	(11,127)			3,158	6,314
1DB046	Animal Control/Humane Academy	(1,000)								4,597	3,597
1DB048	NH Veterinary Diagnostic Laboratory				1,026,354	(747,344)	(240,506)			160,817	199,321
1DB050	Jones Sample Analysis				9,405		(671)			26,274	35,008
1DB051	Cream Progam				3,440		(2,678)			4,267	5,029
1DB052	Seagrass Lab						(1,510)			7,130	5,620
1DB053	Information Technology Award									829	829
1DB058	Hubbard Genomics Center						(1,926)			67,808	65,882
1DB059	NREN Organizations & Events									1,366	1,366
1DB060	COLSA Contingency									2,180	2,180
1DB062	Genomics Service Center				111,114	(44,322)	(197,092)		15,657	114,644	1
1DB065	Center for Freshwater Biology									2,736	2,736
1DB066	Minocha Lab Fund				2,500		(6,048)		1,000	6,650	4,102
1DB068	Woodlands Contingency Fund				19,859	(8,320)	(6,552)		(14,957)	44,796	34,826
1DB070	Vehicle Replacement - Thompson Sch						15,485			40,819	56,304
1DB071	Farm Vehicle&Equipment Replacement									716	716
1DB077	BITC Seminar								(248)	248	-
1DB079	ANFS Equipment Replacement						(1,623)		362	18,261	17,000
1DB080	Nutrition Lab Equip Replacement									1,700	1,700
1DB083	UNH Equestrian Teams				13,610	(488)	(14,746)			6,609	4,985
1DB085	Culinary Arts Program									4,729	4,729
1DB086	Biological Sciences Equipment Fund						(19,247)		(24,246)	139,710	96,217
1DB087	MCBS Equipment Fund						(18,110)			109,650	91,540
1DB088	Nat Resource & Env Equip Fund						(2,178)			143,748	141,570
1DB090	BIOL Overhead Return Funds									489	489
1DB091	NREN Overhead Return Funds									4,882	4,882
1DB092	MCBS Overhead Return Funds									9,960	9,960
1DB093	TSAS Overhead Return Funds									1,099	1,099
1DB095	McDowell Vehicle Fund						457			13,827	14,284
1DB098	Thompson School Equip Replacement									102,540	102,540
1DB099	Foster VINE Project Support					(5,041)	(1,246)			6,287	-
1DB100	Dean's Discretionary Fund - COLSA						(5,792)			322,096	316,304
1DB102	Women & STEM						(201)			412	211
1DB117	Parsons boutwell Fund Quasi Payout					(1,134)			5,197	43,586	47,649
1DB404	BINAX/REM PROJECTS						(872)			2,343	1,471
1DB421	NHDVL Equipment Fund									543	543
1DB422	Poultry Exp Education Program				360				(362)	362	360
1DB425	North American Moose						(1,523)			3,676	2,153
1DB426	Up 2 NIH Program - Carey								(3,822)	3,822	-
1DB427	Up 2 NIH Program - Culligan						(112)			1,204	1,092
1DB429	River Herring - Berlinsky									4,496	4,496
1DB432	PyGCMS Analytical				7,520	(5,403)	2,777			67,717	72,611
1DB436	Asbjornsens Vehicle Fund									-	-
1DB437	Northeast Center for Vibrio Disease						(16)			11,263	11,247
1DB438	Chu Instrumentation Center				5,295	(2,876)	501			18,394	21,314

UNIVERSITY OF NEW HAMPSHIRE DURHAM
DETAILED SCHEDULE OF REVENUES, EXPENSES, AND TRANSFERS
FOR THE YEAR ENDED JUNE 30, 2019

Fund	Fund Title	Net Student Tuition	Grant Revenue¹	Auxiliary Revenue	Appropriations & Other Revenue	Employee Compensation	Supplies and Services	Other Expenses	Transfers In/(Out)	Beginning Fund Balance 06/30/2018	Ending Fund Balance 06/30/2019
1DB440	CoRE PRP 2017-2018 Andrade									52	52
1DB441	CoRE PRP 2017-2018 Asbjornsen						(20,022)		12,466	8,269	713
1DB442	CoRE PRP 2017-2018 Barth					(9,079)				9,079	-
1DB444	Brewery Program Services				3,170		(1,331)			1,968	3,807
1DB445	Brown Molecular Analytics				200		(3)			-	197
1DB446	Frey Vehicle Fund						978			-	978
1DB447	Guerdat Vehicle Fund						(2,069)		2,069	-	-
1DB500	COLSA Faculty Startup					(149,493)	11,213		(1,574,992)	4,901,423	3,188,151
1DB550	AES Dean's Discretionary						(4,182)		(800,000)	1,163,146	358,964
1DB600	STEM Initiatives								10,755	15,989	26,744
1DB700	COLSA Equip Replacement & R&R						(10,574)		(250,000)	481,438	220,864
1DBAA1	PI Arturo Andrade					(24,395)	(22,885)		8,846	71,879	33,445
1DBAB0	PI Alan Baker								(1,115)	1,115	-
1DBAB1	PI Andre Brito						(11,934)		63,253	17,311	68,630
1DBAK0	PI Anita KLEIN									535	535
1DBAK1	PI Adrienne Kovach	(603)			6,469	(23,839)	(6,485)		(6,113)	152,875	122,304
1DBAM1	PI Arthur MATHIESON								(14,353)	14,353	-
1DBAM2	PI Alberto MANALO						(60)			1,778	1,718
1DBAP0	PI Anissa Poleatewick					(13,752)	(43,309)			204,860	147,799
1DBBB0	PI Brian Barth					(6,630)	(1,264)		1,138	28,086	21,330
1DBBB1	PI Bonnie Brown					(22,378)	(88,155)		400,000	-	289,467
1DBCA0	PI Catherine Ashcraft					(20,517)	1,214		1,976	50,302	32,975
1DBCA1	PI Cheryl Andam	(8,584)				(22,383)	(53,508)			269,615	185,140
1DBCD0	PI Clyde DENIS						(336)		247	89	-
1DBCH0	PI Carrie Hall					(5,123)	(5,326)		(4,642)	48,082	32,991
1DBCN0	PI Christopher NEEFUS						(10,805)		9,194	12,086	10,475
1DBCW2	PI Cheryl Whistler					(6,429)	(7,461)		4,557	21,907	12,574
1DBDB1	PI David BURDICK						(377)		3,883	3,264	6,770
1DBDB2	PI David Berlinsky						(1,206)		1,711	733	1,238
1DBDC0	PI Don CHANDLER								11	561	572
1DBDH1	PI Daniel Howard					(1,300)	(3,488)		5,183	26	421
1DBDM0	PI Dennis MATHEWS						(6)		(4,987)	4,993	-
1DBDM1	PI David Mortensen						(1,849)		100,000	-	98,151
1DBDP0	PI David Plachetzki						(3,191)			3,956	765
1DBDW0	PI Don Wojchowski					(2,232)	(11,753)		128,653	50,286	164,954
1DBEF0	PI Elizabeth Fairchild						(702)		4,937	3,957	8,192
1DBEH0	PI Estelle HRABAK						(4,593)		5,000	29,711	30,118
1DBFC1	PI Feixia Chu						(1,584)		416	1,935	767
1DBFS0	PI Frederick SHORT					(835)	(108)		8,072	5,693	12,822
1DBGEN	BUDGET ONLY Other ID COLSA									-	-
1DBGM0	PI Gregg Moore						(5,219)		2,615	38,465	35,861
1DBGN3	BUDGET ONLY PI F&A COLSA									-	-
1DBHA0	PI Heide ASBJORNSEN				18,420	(8,522)	(8,300)	(63)	(1,280)	-	255
1DBIH0	PI Iago Hale				3,300	(26,173)	(22,312)		126,352	4,602	85,769
1DBJA1	PI John Aber					(225)	(20)		1,378	6,107	7,240
1DBJA2	PI Jenica Allen						(95)		(190,872)	190,967	-
1DBJB0	PI Jessica BOLKER									23	23
1DBJB3	PI Joanne Burke						(2,617)			10,502	7,885
1DBJC0	PI Joanne CURRAN-CELENTANO						(490)		(252)	743	1
1DBJE0	PI Jessica Ernakovich					(85,662)	(18,489)			209,795	105,644
1DBJF0	PI Jeffrey T Foster					(3,650)	(13,302)		16,952	-	-
1DBJG0	PI Jeff Garnas					(13,646)	(6,202)		1,252	191,334	172,738
1DBJG1	PI John Gunn									500	500
1DBJH1	PI John Halstead						(2,363)		2,297	4,340	4,274
1DBJH2	PI James HANEY						(6)		1,490	82	1,566
1DBJL0	PI John LITVAITIS								(1,069)	1,069	-
1DBJL1	PI J. Brent LOY						(24)		75	661	712

UNIVERSITY OF NEW HAMPSHIRE DURHAM
DETAILED SCHEDULE OF REVENUES, EXPENSES, AND TRANSFERS
FOR THE YEAR ENDED JUNE 30, 2019

Fund	Fund Title	Net Student Tuition	Grant Revenue¹	Auxiliary Revenue	Appropriations & Other Revenue	Employee Compensation	Supplies and Services	Other Expenses	Transfers In/(Out)	Beginning Fund Balance 06/30/2018	Ending Fund Balance 06/30/2019
1DBJT0	PI James Taylor									1,179	1,179
1DBKB0	PI Kimberly BABBITT									26,517	26,517
1DBKC1	PI Kevin Culligan								2,284	-	2,284
1DBKG0	PI Kelly Giraud						(40)			92	52
1DBKL0	PI Katherine Lockwood									20,860	20,860
1DBKV0	PI Krisztina Varga	(3,461)				(25,912)	(20,913)		1,014	147,456	98,184
1DBLH0	PI Larry HARRIS									-	-
1DBLM0	PI Lise Mahoney						(1,406)		1,406	-	-
1DBLS0	PI COLSA Dean's Office				120		89,996		(92,564)	2,448	-
1DBLT0	PI Louis TISA	(473)				(22)	(1,847)		3,196	13,205	14,059
1DBMA0	PI Melissa Aikens					(14,923)	(8,133)		2,791	92,891	72,626
1DBMD0	PI Mark DUCEY	(2,191)					(418)		4,353	117	1,861
1DBML1	PI Marianne LITVAITIS									1,900	1,900
1DBML2	PI Michael LESSER					(7,732)	(994)		17,846	4,200	13,320
1DBML3	PI Marta Lima					(70)	(25,511)		214,387	-	188,806
1DBMM1	PI Matthew MacManes	(473)				(44,205)	(31,526)		130,687	114,223	168,706
1DBNF0	PI Nathan Furey						(87,106)		169,536	140,599	223,029
1DBNW0	PI Nancy Whitehouse						(2,164)		5,862	4,628	8,326
1DBPE0	PI Peter Erickson						(762)		1,118	66	422
1DBPP0	PI Peter PEKINS	(52)				(3,752)	(207)		1,926	7,111	5,026
1DBPPD	Colsa Prepaid - Intern. Desig.									-	-
1DBPT0	PI Paul TSANG						(1,191)			12,618	11,427
1DBRC0	PI Richard COTE	(3,461)				(1,114)	(6,251)		14,241	22,857	26,272
1DBRC1	PI Russell CONGALTON						(2,115)		1,432	13,242	12,559
1DBRD0	PI Ryan Dickson						(110)		(101)	211	-
1DBRG0	PI Raymond Grizzle					(1,169)	(3,961)		2,764	2,367	1
1DBRR0	PI Robert ROBERTSON									457	457
1DBRR1	PI Ruth Reilly									41	41
1DBRR2	PI Rebecca Rowe					(4,395)	(7,487)		6,975	32,958	28,051
1DBRS0	PI Regina SMICK-ATTISANO								14	1,651	1,665
1DBRS1	PI Richard SMITH						(5,388)		6,935	1,765	3,312
1DBSA0	PI Shadi Atallah						(130)		4,389	1,324	5,583
1DBSB0	PI Sherman Bigornia					(52,537)	(57,665)		8,800	197,455	96,053
1DBSE0	PI Stephen Eisenhaure									79	79
1DBSE1	PI Sherine Elswa					(14,821)	(64,140)		8,800	152,269	82,108
1DBSF0	PI Serita Frey					(3,528)	(13,668)	(32)	18,182	21,728	22,682
1DBSG0	PI Stuart GRANDY						(2,135)		6,998	37,075	41,938
1DBSJ0	PI Stephen JONES	(478)					(2,096)		3,143	6,211	6,780
1DBSM0	PI Subhash MINOCHA						(8)			555	547
1DBSR0	PI Sandra Rehan					(1,637)	(36,203)		4,526	33,314	-
1DBSS1	PI Stacia SOWER						(4,593)		4,593	-	-
1DBSW0	PI Sarah Walker					(40,724)	(112,604)		251,500	-	98,172
1DBTD0	PI Thomas DAVIS						(2,029)		5,932	6,125	10,028
1DBTF0	PI Thomas FOXALL									1,445	1,445
1DBTG0	PI Todd Guerdat				400		(1,937)		1,467	70	-
1DBTH0	PI Theodore HOWARD						(183)			4,645	4,462
1DBTL0	PI Thomas LAUE								(247)	247	-
1DBTL1	PI Thomas LEE						(140)		484	1,779	2,123
1DBVJ0	PI Victoria Jeffers					(36,200)	(61,409)		300,000	-	202,391
1DBVR0	PI Vernon Reinhold				2,181		(3,013)		17,059	-	16,227
1DBWM0	PI William MCDOWELL	(520)				(25,281)	(42,774)	(46)	35,766	124,104	91,249
1DBWT0	PI W Kelly Thomas					(17,146)	(3,779)		24,630	37,814	41,519
1DBWW0	PI Winsor WATSON					(330)	(3,762)		4,861	2,533	3,302
1DBWW1	PI Will WOLLHEIM					(4,641)	(3,333)		6,997	25,142	24,165
1DBXC0	PI Xuanmao Chen					(7,597)	(125,234)		4,364	145,624	17,157
1DC007	Project Search				39,480	(28,416)	(12,958)			6,981	5,087
1DC014	Family Violence Research Confe				116,393	(36,846)	(80,646)			2,086	987

UNIVERSITY OF NEW HAMPSHIRE DURHAM
DETAILED SCHEDULE OF REVENUES, EXPENSES, AND TRANSFERS
FOR THE YEAR ENDED JUNE 30, 2019

Fund	Fund Title	Net Student Tuition	Grant Revenue¹	Auxiliary Revenue	Appropriations & Other Revenue	Employee Compensation	Supplies and Services	Other Expenses	Transfers In/(Out)	Beginning Fund Balance 06/30/2018	Ending Fund Balance 06/30/2019
1DC020	Replication Study On Violence									754	754
1DC021	UNH Survey Center				19,060	(67,728)	30,997		25,980	908	9,217
1DC028	Spaulding Fund Cultural Events						(25,758)		34,925	28,716	37,883
1DC035	Literacy Lab									22,380	22,380
1DC044	Summer Youth Music School				248,391	(109,074)	(157,368)			27,409	9,358
1DC045	Clark Terry/UNH Festival				13,260		(22,900)			13,795	4,155
1DC046	Theater Resources for Youth				13,800	(11,587)	(6,775)			7,913	3,351
1DC054	Piano Extension Program				22,619	(17,993)	(2,216)			14,432	16,842
1DC058	Family Research Lab					(98,827)	(30,044)		136,532	2,362	10,023
1DC063	COLA Non-Cap Small Projects						(1,161)		9,636	3,584	12,059
1DC064	Composition Pgm Royalties Fund				9,867	(6,800)	(1,324)			21,931	23,674
1DC068	The Confucius Institute				1,260		(2,468)			5,776	4,568
1DC070	Psychology Research Support Fund									951	951
1DC072	Gulf CERA Survey									-	-
1DC073	Int'l Conference on Social Stress									14,210	14,210
1DC075	McConnell Fund									9,467	9,467
1DC078	Future Leaders Institute Camp									3,985	3,985
1DC079	Power Play Interactive Theatre				63,267	(71,944)	(9,648)			78,166	59,841
1DC081	Marching Band Student Programs									87	87
1DC083	Publicly Engaged Humanities Fellows						(1,261)			13,279	12,018
1DC084	Prevention Innovations Research Ctr					(2,797)	(483)			3,281	1
1DC085	COLA Dean's Fund									2,076	2,076
1DC086	Art Camp				22,170	(8,628)	(14,056)			29,930	29,416
1DC087	Writer's Academy				39,680	(33,821)	(11,511)			5,692	40
1DC088	Theatre Camp				50,217	(18,860)	(15,951)			7,039	22,445
1DC089	Music Community Outreach				25,456	(23,508)	(10,360)			17,434	9,022
1DC090	Bringing in the Bystander					(56,794)	(7,343)		(31,000)	97,208	2,071
1DC091	Education Initiatives						(144)			62,462	62,318
1DC092	UNH CoRE - TIGERS Funding					(906)				3,889	2,983
1DC093	UNH CoRE - Risk Factors in Pr Care					(1,668)	(797)			2,464	(1)
1DC094	Literacy Center Programs				6,368		559			3,648	10,575
1DC095	NE Council Latin American Studies				4,770	(6,238)	(3,724)			7,801	2,609
1DC096	Digital Writing Lab						(16,592)		4,722	11,870	-
1DC097	Technical Writing Lab						(4,262)		(5,702)	9,964	-
1DC184	Alfred&Sallie Lamberton Quasi Payout								8,653	20,847	29,500
1DC201	Alberta Johnson '32 Dance Quasi PO				2,390		(1,470)		1,408	26,175	28,503
1DC232	Italian Studies Quasi Payout						(2,339)		4,335	16,354	18,350
1DCABC	Alt Break Challenge - AMST 444								(402)	402	-
1DCAC1	PI Andrew Christie									87	87
1DCAC2	PI Andrew Coppens					(500)	(203)			5,309	4,606
1DCAH1	PI Aria Halliday						202			206	408
1DCAL3	PI Alyssa Lyon						(3,814)		3,500	314	-
1DCAM1	PI Andrew MacPherson									169	169
1DCAM2	PI Alecia Magnificio									720	720
1DCAS1	PI Andrew Smith						(1,606)		2,062	1,685	2,141
1DCAW1	PI Anna Wainwright						(1,131)			4,932	3,801
1DCAZ1	PI Ann Zimo						(392)			7,519	7,127
1DCBB2	PI Benjamin Cliff Brown									1,132	1,132
1DCBF1	PI Burt Feintuch									-	-
1DCBG1	PI Brett Gibson									6,350	6,350
1DCBM1	PI Bruce Mallory	(42)			460		(1,258)		3,243	79	2,482
1DCCF1	PI Cathy Frierson									504	504
1DCCG2	PI Casey Golomski						(50)			322	272
1DCCM5	PI Caitlin Mills					(4,387)	(15,433)		30,600	-	10,780
1DCCO1	PI Christina Ortmeier-Hooper									394	394
1DCCP1	PI Charles Putnam									2,295	2,295
1DCCR1	PI Cesar Rebellon					(9,896)				10,615	719

UNIVERSITY OF NEW HAMPSHIRE DURHAM
DETAILED SCHEDULE OF REVENUES, EXPENSES, AND TRANSFERS
FOR THE YEAR ENDED JUNE 30, 2019

Fund	Fund Title	Net Student Tuition	Grant Revenue¹	Auxiliary Revenue	Appropriations & Other Revenue	Employee Compensation	Supplies and Services	Other Expenses	Transfers In/(Out)	Beginning Fund Balance 06/30/2018	Ending Fund Balance 06/30/2019
1DCLPD	COLA Lecturer Pedagogical Dev Fund						(9,495)		9,495	-	-
1DCLS1	PI Lucy Salyer									30	30
1DCLZ1	PI Lin Zhang						(2,339)			6,853	4,514
1DCMB1	PI Marla Brettschneider									1,622	1,622
1DCMD3	PI Marion Girard Dorsey									200	200
1DCMD5	PI Marcos Del Hierro									1,537	1,537
1DCMD6	PI Madhavi Devasher								6,000	12,625	18,625
1DCMER	Music Equip Maintain/Replace						(54,145)		50,000	104,572	100,427
1DCMH1	PI Meghan Howey						(2,162)		2,500	10,868	11,206
1DCMK1	PI Mardi Kidwell									1,259	1,259
1DCML1	PI Michelle Leichtman									202	202
1DCML2	PI Mary Stampone						(195)			1,533	1,338
1DCML3	PI Michael Leese									2,214	2,214
1DCMLB	Communication Media Lab HSSC					(5,605)	(15,877)		14,631	6,851	-
1DCMTR	Mock Trial Justice Studies Experien	6,125			1,875		(6,359)			408	2,049
1DCND1	PI Nora Addario Draper									5,374	5,374
1DCPC1	PI Pablo Chavajay									525	525
1DCPU1	PI Peter Urquhart									242	242
1DCPUN	Project United Nations						(3,650)		4,500	2,820	3,670
1DCRB1	PI Rachel Burdin					(1,778)				2,756	978
1DCRD1	PI Valentine Dusek								(61)	61	-
1DCRD2	PI Robert Drugan						(764)		1,200	257	693
1DCRG1	PI Rebecca Glauber						(1,625)		505	2,078	958
1DCRM1	PI Robert Mair						(524)		2,246	2,259	3,981
1DCRR1	PI Robert Ross					(1,962)	(10,219)		2,500	71,068	61,387
1DCRS1	PI Robin Sheriff									4,156	4,156
1DCSC1	PI Sergios Charntikov					(8,162)	(26,900)		9,469	108,743	83,150
1DCSG1	PI Suzanne Graham									283	283
1DCSK1	PI Soo Hyon Kim									96	96
1DCSL2	PI Smita Lahiri									5,320	5,320
1DCSP2	PI Svetlana Peshkova									73	73
1DCSS3	PI Siobhan Senier									141	141
1DCSS4	PI Samantha Seal									176	176
1DCTB1	PI Tina Beyene								(5,031)	5,031	-
1DCTD1	PI Todd DeMitchell									204	204
1DCTIX	Performing Arts Box Office				192	(3,220)	2,203			7,915	7,090
1DCTK1	PI Tracy Keirns						(217)			745	528
1DCTL1	PI Tu Lan						(1,648)		2,500	1,648	2,500
1DCTS2	PI Thomas Safford						(677)			17,480	16,803
1DCVG1	PI Virginia Garland									346	346
1DCWD1	PI Willem deVries									241	241
1DCWS1	PI William Stine									200	200
1DCWS3	PI William Smiley								1,500	1,500	3,000
1DCWW2	PI Wendy Walsh						(3,187)		4,364	980	2,157
1DD010	Oil Spill Response Short Course									37	37
1DD013	UNHSC Equip Maintenance Fund						(31,039)			62,066	31,027
1DD020	NUMIFORM 2019 Conference						(6,875)		10,000	68	3,193
1DD027	WERC Contest								(2,000)	4,039	2,039
1DD033	Earth Science Club									305	305
1DD036	Ctr for Spills in the Environment									4,631	4,631
1DD038	CEPS Career Counseling & Outreach				3,000		(3,000)			288	288
1DD039	Engineers without Borders - UNH				1,600		(2,642)			2,468	1,426
1DD041	Paleomagnetism Analysis (W.Clyde)				4,800	(1,181)	(219)			8,750	12,150
1DD043	Organic Syntheses				18,000	(9,300)	(4,064)			7,111	11,747
1DD046	Stormwater Demonstrations				900	(69)	(10,958)			26,586	16,459
1DD047	ICP Instrument				663	(4,727)	9,438			40,792	46,166
1DD048	Computational Mechanics Lab						248			-	248

UNIVERSITY OF NEW HAMPSHIRE DURHAM
DETAILED SCHEDULE OF REVENUES, EXPENSES, AND TRANSFERS
FOR THE YEAR ENDED JUNE 30, 2019

Fund	Fund Title	Net Student Tuition	Grant Revenue¹	Auxiliary Revenue	Appropriations & Other Revenue	Employee Compensation	Supplies and Services	Other Expenses	Transfers In/(Out)	Beginning Fund Balance 06/30/2018	Ending Fund Balance 06/30/2019
1DDDN0	PI Dmitri Nikshych					(904)	(200)		935	1,779	1,610
1DDDS0	PI Don Sundberg									837	837
1DDDX0	PI Dongpeng Xu					(10,292)	(2,422)		50,000	-	37,286
1DDEB0	PI Erin Santini Bell					(6,843)	(6,779)		13,271	1,029	678
1DDEB1	PI Erik Berda				300	(1)	(3,509)		5,475	2,062	4,327
1DDED0	PI Eshan Dave					(1,240)	(8,008)		5,655	25,883	22,290
1DDEH0	PI Edward Hinson									464	464
1DDEL0	PI Ernst Linder									1,343	1,343
1DDEL1	PI Elena A. Long					(15,732)	(131,640)			302,638	155,266
1DDENV	CEPS Environmental Engineering						(66,643)		43,887	24,317	1,561
1DDES0	PI Edward Song	(5,348)				(40,282)	(9,947)		1,272	143,923	89,618
1DDEV0	PI Elizabeth Varki						(2,577)			30,670	28,093
1DDFF0	PI Francois V.O. Foucart					(54,364)	(6,430)			318,880	258,086
1DDFH0	PI FW Hersman					(3,512)	(653)			13,473	9,308
1DDGC0	PI Gregory Chini						(7,938)		3,260	43,951	39,273
1DDGL0	PI Gonghu Li					(1,833)	(2,553)		10,793	5,265	11,672
1DDGM0	PI Glenn Miller						(926)			42,514	41,588
1DDGS0	PI Glenn Shwaery									497	497
1DDGW0	PI Gary Weisman						(327)			4,963	4,636
1DDHM0	PI Howard Mayne									1,414	1,414
1DDHV0	PI Harish Vashisth					(12,686)	(9,998)		4,783	76,413	58,512
1DDIK0	PI Ioannis Korkolis						(3,605)		3,605	1	1
1DDINT	CEPS Departmental Incentive	(1,701)				(32,023)	(231,807)		259,301	1,447,972	1,441,742
1DDIT0	PI Igor Tsukrov	(493)				(22)	(158)		(4,865)	13,990	8,452
1DDJB0	PI Jean Benoit						(121)		273	71	223
1DDJB1	PI Julia Bryce						(52)		592	609	1,149
1DDJC0	PI John Calarco									996	996
1DDJD0	PI John M Davis					(157)			1,452	318	1,613
1DDJD1	PI Jo Daniel					(55)	(3,780)		3,788	51	4
1DDJG3	PI John F. Gibson						(20)		2,322	7,527	9,829
1DDJH0	PI Jochen Heisenberg									6,176	6,176
1DDJH2	PI James Houle						(10,397)		12,752	12,353	14,708
1DDJH3	PI Jeffery Halpern					(3,338)	(12,581)		1,965	73,604	59,650
1DDJJ0	PI Jennifer Jacobs						(1,940)		(48,711)	50,651	-
1DDJJ3	PI Joel E. Johnson						(494)		400	328	234
1DDJK0	PI James Krzanowski				2,026		(1,654)			1	373
1DDJK1	PI Josphe Klewicki						(558)		4,977	509	4,928
1DDJL0	PI John Lacourse									43	43
1DDJL1	PI Jo Laird								190	769	959
1DDJL2	PI Joseph M. Liccardi						(190)		190	7	7
1DDJM2	PI James Malley						(294)		2,150	5,185	7,041
1DDJS0	PI Junhao Shen									12,729	12,729
1DDJT1	PI John Tsavalas						(584)		812	1,639	1,867
1DDJW1	PI James Weiner									17	17
1DDJZ1	PI Jiadong Zang	(7,271)				(32,274)	(3,390)		4,882	117,919	79,866
1DDKB2	PI Kenneth Baldwin					(5,126)				5,126	-
1DDKC0	PI Kent Chamberlin						(107)			2,509	2,402
1DDKEI	Chemical Engr Internally Designated				3,800	(2,918)	(2,720)			20,365	18,527
1DDKG0	PI Karen Graham						(1,747)			2,248	501
1DDKG1	PI Kevin Gardner						(9,792)		12,540	15,045	17,793
1DDKG2	PI Kai Germaschewski									9,325	9,325
1DDKJ0	PI Kyung Jae Jeong						(12,586)		1,381	43,928	32,723
1DDKK0	PI Kyle P. Kwiatkowski	(1,140)				(16,423)	(5,646)		4,512	176,895	158,198
1DDKP0	PI Karsten Pohl						(466)			466	-
1DDKS3	PI Karl Slifer						(504)		9,961	10,819	20,276
1DDKW0	PI Kang Wu						(3,125)		1,600	4,895	3,370
1DDLD2	PI Laura M. Dietz	(1,171)				(48,481)	(4,622)			137,050	82,776

UNIVERSITY OF NEW HAMPSHIRE DURHAM
DETAILED SCHEDULE OF REVENUES, EXPENSES, AND TRANSFERS
FOR THE YEAR ENDED JUNE 30, 2019

Fund	Fund Title	Net Student Tuition	Grant Revenue¹	Auxiliary Revenue	Appropriations & Other Revenue	Employee Compensation	Supplies and Services	Other Expenses	Transfers In/(Out)	Beginning Fund Balance 06/30/2018	Ending Fund Balance 06/30/2019
1DDL0	PI Liming Ge									233	233
1DDMAI	Math Internally Designated									10,908	10,908
1DDMB1	PI Margaret Boettcher						(523)		3,771	927	4,175
1DDMB2	PI Marc Boudreau					(65,338)	(20,799)		391	166,509	80,763
1DDMB3	PI Momotaz Begum	(1,534)				(23,560)	(11,232)		2,345	69,836	35,855
1DDMC1	PI Michael Carter									82	82
1DDMC2	PI Michael R Collins						(1,397)		9,606	18,076	26,285
1DDMEI	Mech Engr Internally Designated									1,331	1,331
1DDMG1	PI Margaret Greenslade						(1,671)		849	2,237	1,415
1DDMG2	PI Majid Ghayoomi				20,142	(4,527)	(7,499)			6,285	14,401
1DDMH0	PI Maurik Holtrop						(4,500)			18,907	14,407
1DDMK0	PI Marko Knezevic	(2,225)				(7,588)	(17,221)		6,739	42,818	22,523
1DDMK1	PI Mehmet Kayaalp						(5,198)			251,648	246,450
1DDML2	PI Mark Lyon						(1,078)			1,419	341
1DDMP0	PI Marek Petrik	(9,158)				(32,835)	(4,668)		50	146,283	99,672
1DDMS0	PI Marianna Shubov						(2,330)			9,724	7,394
1DDMT0	PI May-Win Thein					(813)	(636)		2,279	170	1,000
1DDMW0	PI Martin Wosnik						(1,889)		885	1,783	779
1DDNG0	PI NIVEDITA GUPTA						(277)			1,806	1,529
1DDNK0	PI Nancy Kinner					(765)	(10,515)		16,999	9,510	15,229
1DDNK1	PI Nicholas Kirsch					(17,662)	(427)		1,949	19,766	3,626
1DDNP1	PI Nikhil Padhye					(19,085)	(15,465)		149,964	-	115,414
1DDNY0	PI Nan Yi					(13,448)	(37,472)		2,000	191,691	142,771
1DDOB0	PI Orly Buchbinder						(1,816)		1,834	7,122	7,140
1DDOE0	PI Olof Echt						(63)			5,195	5,132
1DDPB0	PI Per Berglund									830	830
1DDPH0	PI Phillip Hatcher									101	101
1DDPHI	Physics Internally Designated				(156)	(206)	(11,914)			13,378	1,102
1DDPM0	PI Paula McWilliam									279	279
1DDPM1	PI Paula J. Mouser					(23,590)	(117,516)			198,919	57,813
1DDPS0	PI Patricia Solvignon						(1,021)			56,169	55,148
1DDPV0	PI PT Vasudevan					(893)	(4,322)		20,000	73,825	88,610
1DDPY0	PI Se Young (Pablo) Yoon	(18,866)				(45,935)	18,069		958	57,165	11,391
1DDQY0	PI Qiaoyan Yu						(588)		2,254	661	2,327
1DDRB0	PI Radim Bartos						(238)		1,392	1,441	2,595
1DDRC0	PI Raymond Cook									379	379
1DDRC2	PI Russell Carr						(1,389)		2,838	266	1,715
1DDRC3	PI Rosemary Came						(9)			68,835	68,826
1DDRH0	PI Robert Henry					(732)	(5,157)		5,151	5,492	4,754
1DDRJ0	PI Richard Johnson						(1,544)		2,716	6,532	7,704
1DDRJ1	PI Robert Jerard									1,899	1,899
1DDRK0	PI Richard Kaufmann						(443)			3,596	3,153
1DDRM0	PI Richard Messner									187	187
1DDRM1	PI Ricardo Medina						(3,166)		3,257	307	398
1DDRP0	PI Roy Planalp				12,000	(4,436)	(3,410)			8,524	12,678
1DDRR1	PI Robert Russell #2									5,819	5,819
1DDSA1	PI MR Swift	(493)				(22)			858	35,875	36,218
1DDSF1	PI Shawna Hollen Fischer	(7,271)				(21,241)	(23,276)		1,089	52,387	1,688
1DDSM0	PI Sharon McCrone						(552)		5,000	-	4,448
1DDSM1	PI Samuel B. Mukasa								(8,909)	9,017	108
1DDSM2	PI Shaad Mahmud	(15,456)				(23,037)	(14,772)		154,836	-	101,571
1DDSP1	PI Samuel Pazicni						(1,149)		439	710	-
1DDSS1	PI Sheree T. Sharpe					(3,650)	(7,159)			16,801	5,992
1DDST0	PI Sterling Tomellini								37	153	190
1DDSV0	PI Scott Valcourt						(564)			1,007	443
1DDTB0	PI Thomas Ballestero						(503)		8,219	11,321	19,037
1DDTG0	PI Todd Gross						5		6,106	373	6,484

UNIVERSITY OF NEW HAMPSHIRE DURHAM
DETAILED SCHEDULE OF REVENUES, EXPENSES, AND TRANSFERS
FOR THE YEAR ENDED JUNE 30, 2019

Fund	Fund Title	Net Student Tuition	Grant Revenue¹	Auxiliary Revenue	Appropriations & Other Revenue	Employee Compensation	Supplies and Services	Other Expenses	Transfers In/(Out)	Beginning Fund Balance 06/30/2018	Ending Fund Balance 06/30/2019
1DDTS0	PI Tedd Sparr									145	145
1DDVM0	PI Virenda K Mathur									1,398	1,398
1DDWC0	PI William Clyde						(467)		61	1,147	741
1DDWJ0	PI Wayne E. Jones, Jr.									298,750	298,750
1DDWM0	PI WT Miller									1,808	1,808
1DDWM2	PI Weiwei Mo	(6,484)				(9,925)	(954)		3,342	36,454	22,433
1DDWR0	PI Wheeler Ruml						(3,886)		13	25,089	21,216
1DDWS0	PI William Seitz				6,000		(4,456)		182	848	2,574
1DDXT0	PI Xiaowei Teng						(8,567)		8,169	398	-
1DDYK0	PI Young Jo Kim					(14,292)	(26,415)		400	153,769	113,462
1DDYL1	PI Yaning Li					(311)	(10,008)		9,281	1,248	210
1DE002	Marketing Projects				17,500		(16,686)			4,863	5,677
1DE004	Decision Science Entrepreneur Intrn				20,400	(7,610)	(8,638)			43	4,195
1DE005	Post Tenure Fac Development					(1,549)	(3,449)			48,225	43,227
1DE336	Rosenberg Faculty Chair				37,831	(1,194)			(37,831)	31,989	30,795
1DE337	Rosenberg Franchise Center					(31,303)	(16,091)		37,831	9,602	39
1DE357	Gourmet Dinner				23,175	(617)	(24,523)			1,973	8
1DE3FP	Executive Programs Liquor									100	100
1DE500	Inquiry Course Program									58,143	58,143
1DE550	Social Venture Innovation Challenge									812	812
1DE600	Up 2 NIH - Reagan Bauhgman									2,860	2,860
1DE700	Venkatachalam Undergrad Resrch Fund									62,563	62,563
1DE800	PAUL Discretionary Fund									7,712	7,712
1DE900	Associate Dean Support Fund									4,146	4,146
1DEAE2	Andrew Earle - Internal Support									1,021	1,021
1DEAH1	Ali Jojjat - Internal Support					(16,885)			16,260	8,755	8,130
1DEAP1	PI Tuck Pescosolido- Internal Suppo									500	500
1DEAS1	Anupama Sukhu - Internal Support					(8,755)				22,730	13,975
1DEBA1	Billur Akdeniz - Internal Support									122	122
1DEBP1	Bruce Pfeiffer - Internal Support									801	801
1DECB2	Clayton Barrows - Internal Support					(7,880)			7,588	4,372	4,080
1DECG1	PI Christopher Glynn					(16,885)			16,760	8,755	8,630
1DECS1	Christine Shea - Internal Support								1,375	3,233	4,608
1DEDB1	Danielle Brick - Internal Support					(11,674)			4,000	11,628	3,954
1DEDD1	Devkamel Dutta - Internal Support					(1,626)	(360)		4,326	2,997	5,337
1DEDI1	Daniel Innis - Internal Support					(515)	(205)		30,000	8,834	38,114
1DEDO1	Deniz Ozabaci - Internal Support					(4,503)			13,016	240	8,753
1DEDR3	PI Daniel Remar									1,500	1,500
1DEEG1	PI Liz Gray					(4,703)	(4,046)		118,451	-	109,702
1DEES1	PI Eleanne Solorzano									42	42
1DEES2	Evangelos Simos - Internal Support									1,200	1,200
1DEEX1	Emily Xu - Internal Support									8,994	8,994
1DEEZ1	Ermira Zifla - Internal Support					(8,130)			16,260	-	8,130
1DEFW1	Fiona Wilson - Internal Support						(4,711)			11,200	6,489
1DEGY1	Goksel Yalcinkaya- Internal Support					(5,036)	(4,210)			19,475	10,229
1DEHA1	Hachemi Aliouche - Internal Support									4,836	4,836
1DEHSP	Hospitality Sponsorship Fund				6,586		(4,160)			9,503	11,929
1DEIK1	Inchan Kim - Internal Support					(9,041)			16,260	14,935	22,154
1DEJC1	Chen Jianhong - Internal Support					(16,260)			16,260	6,870	6,870
1DEJG1	Jennifer Griffith- Internal Support					(5,587)			15,756	1,084	11,253
1DEJH1	PI Ju-Chin Huang									3,593	3,593
1DEJH3	Ju-Chin Huang - Internal Support									6,025	6,025
1DEJH4	John Hasseldine - Internal Support									1	1
1DEJH6	Jaroslav Horvath - Internal Support					(8,755)				8,755	-
1DEJL1	Jun Li - Internal Support					(1,734)				6,802	5,068
1DEJN2	Jonathan Nash - Internal Support									-	-
1DEJS1	PI Jeff Sohl					(6,764)	(444)			68,731	61,523

UNIVERSITY OF NEW HAMPSHIRE DURHAM
DETAILED SCHEDULE OF REVENUES, EXPENSES, AND TRANSFERS
FOR THE YEAR ENDED JUNE 30, 2019

Fund	Fund Title	Net Student Tuition	Grant Revenue¹	Auxiliary Revenue	Appropriations & Other Revenue	Employee Compensation	Supplies and Services	Other Expenses	Transfers In/(Out)	Beginning Fund Balance 06/30/2018	Ending Fund Balance 06/30/2019
1DEJS2	Joseph Sabia - Internal Support									10,840	10,840
1DEJW1	Jing Wang - Internal Support					(4,878)	(6,375)			12,378	1,125
1DEKC1	PI Karen Smith Conway									1	1
1DEKC2	Karen Conway - Internal Support									323	323
1DEKG1	Kholekile Gwebu - Internal Support									2,138	2,138
1DELB1	Ludwig Bstieler - Internal Support					(10,892)			10,823	8,003	7,934
1DELB2	PI Ludwig Bstieler									2,377	2,377
1DELG1	Lin Guo - Internal Support					(955)	(195)			4,404	3,254
1DELR1	Linda Ragland - Internal Support					(29,914)			18,970	20,429	9,485
1DEMG1	Michael Goldberg - Internal Support									1,855	1,855
1DEMG2	PI Michael Goldberg									406	406
1DEMK1	Michael Kukenberger-Internal Support					(4,878)				10,878	6,000
1DEML1	Internal Support - Moein Larimi					(11,674)				11,674	-
1DEMM1	Michael Merenda - Internal Support									1,034	1,034
1DEMM3	Mihail Miletkov - Internal Support									12,000	12,000
1DEMO2	Matthew O'Hern - Internal Support					(1,327)	(940)		1,800	3,615	3,148
1DENN1	Neil Niman - Internal Support					(2,927)	(990)		20,000	55,578	71,661
1DEPH1	N Paul Harvey - Internal Support									445	445
1DEPL1	Peter Lane - Internal Support						(1,860)			16,888	15,028
1DERB1	PI Reagan Baughman									284	284
1DERC1	Rachel Campagna - Internal Support					(4,503)			15,756	-	11,253
1DERG3	PI Richard Grogan					(2,074)	(440)		(102,274)	104,788	-
1DERM2	Robert Mohr -Internal Support									3,614	3,614
1DESD1	Shuili Du - Internal Support					(4,503)			15,756	1,049	12,302
1DESPK	Spark Program						(115)		200	-	85
1DESS1	Stephan Shipe - Internal Support					(8,755)				8,755	-
1DETA1	Tevfik Aktekin - Internal Support						(1,172)		(6,810)	24,276	16,294
1DETG1	Thomas Gruen - Internal Support					(295)			2,280	6,575	8,560
1DEVD1	Vanessa Druskat - Internal Support					(2,443)				2,750	307
1DEVK1	Valentini Kalargyrou- Internal Support									1,074	1,074
1DEVS1	PI Viktoriya Staneva					(16,885)			16,260	8,755	8,130
1DEWX1	Wenjuan Xie - Internal Support									6,104	6,104
1DEXC1	Xiao Chen - Internal Support					(8,130)			16,260	-	8,130
1DEYG1	Yin Germaschewski- Internal Support					(8,755)				8,755	-
1DEYL1	Yixin Liu - Internal Support									2,017	2,017
1DEZH1	Zhaozhao He - Internal Support					(16,885)			16,260	8,755	8,130
1DF001	Cardiac Rehab				12,191	(8,829)	(7,157)			14,112	10,317
1DF002	Outdoor Pursuits				6,550		(9,426)			6,748	3,872
1DF004	Scuba Program									115	115
1DF009	Community Testing				1,575		(100)			10,764	12,239
1DF011	Fireside Program									634	634
1DF012	Sports Studies									204	204
1DF016	Kinesiology Workshop/Conf				3,725		(2,726)			99,988	100,987
1DF017	Social Work Workshop/Conf				24,253	(1,084)	(22,576)			41,155	41,748
1DF018	Occupational Therapy Workshop				1,320		(5,108)			87,267	83,479
1DF019	RMP Workshop/Conference				24,920	(14,306)	(212)			109,480	119,882
1DF020	CD Workshop/Conference					(974)	(5,789)			82,215	75,452
1DF021	Nursing Workshop/Conference						(24,849)			116,239	91,390
1DF022	Family Studies Conference/Workshop						(7,720)			89,227	81,507
1DF023	HMP Workshop/Conferences									55,645	55,645
1DF025	Fac/Staff fitness						(16,768)		20,000	34,511	37,743
1DF026	Behavioral Healthcare						(32)			32	-
1DF027	IOD Training Workshops				31,797	(4,266)	(19,984)		399	7,492	15,438
1DF029	Northeast Passage Fee Income				406,286	(574,926)	(139,907)		205,000	146,457	42,910
1DF031	IHPP				20,800	(255,565)	(51,518)		276,682	184,449	174,848
1DF032	Healthy UNH					(93,291)	(18,429)		195,000	407,112	490,392
1DF033	Medicaid Claiming				123,614	(46,693)	(30,758)			5,164	51,327

UNIVERSITY OF NEW HAMPSHIRE DURHAM
DETAILED SCHEDULE OF REVENUES, EXPENSES, AND TRANSFERS
FOR THE YEAR ENDED JUNE 30, 2019

Fund	Fund Title	Net Student Tuition	Grant Revenue¹	Auxiliary Revenue	Appropriations & Other Revenue	Employee Compensation	Supplies and Services	Other Expenses	Transfers In/(Out)	Beginning Fund Balance 06/30/2018	Ending Fund Balance 06/30/2019
1DF034	HHS Strategic Initiatives					(29,366)	(1,914)		1,940	273,668	244,328
1DF035	START				2,357,125	(1,490,301)	(955,192)		(17,528)	465,217	359,321
1DF036	Center on Aging & Community Living						(1,597)			19,774	18,177
1DF037	Center for Inclusive Education				301,358	(219,782)	(100,247)			21,175	2,504
1DF038	Up 2 NIH - Semra Aytur									2,328	2,328
1DF039	RENEW				611,767	(304,447)	(247,908)			95,171	154,583
1DF040	CSDC Conferences and Workshops									13,898	13,898
1DF041	UP 2 NIH - Erik Swartz									16	16
1DF042	UP 2 NIH - Kerryellen & Sajay									15,000	15,000
1DF043	Up 2 NIH - JoAnne Malloy									326	326
1DF044	Assistive Technology				5,761		(1,472)			32,229	36,518
1DF046	CACL Center Evaluation									41	41
1DF050	Seacoast Clinic				19		895			2,924	3,838
1DF051	Effective Supports								(7,164)	7,164	-
1DF052	Treatment to Reduce Head Impacts					(537)	(140)			676	(1)
1DF056	IOD - reserves				6,939	(168,374)	(184,989)	(12,582)	418,499	560,514	620,007
1DFAB1	PI Anne Broussard									3,375	3,375
1DFAC1	PI Amy Costello						(2,691)		586	2,148	43
1DFAH1	PI Andrew Houtenville					(383)	(2,216)		8,681	89,154	95,236
1DFAM2	PI Ann-Marie Matteucci					(5,203)	(168)			5,766	395
1DFAO1	PI Alyssa O'Brien					(2,846)				15,500	12,654
1DFAR2	PI Amy Ramage					(3,000)	(1,458)			18,222	13,764
1DFAT1	PI Anita Tucker									5,856	5,856
1DFAW1	PI Allison Wilder						(1,181)			7,442	6,261
1DFBB1	PI Brent Bell						(1,963)			11,617	9,654
1DFBF2	PI Barbara Frankel								428	317	745
1DFBH2	PI Beth Hallett									46	46
1DFBK1	PI BoRin Kim						(905)		954	6,623	6,672
1DFBW1	PI Barbara White						(34)			108	74
1DFCH2	PI Cindy Hartman									6,797	6,797
1DFCM1	PI Cory Morton					(840)	(500)		500	5,228	4,388
1DFDB1	PI Debra Brucker						(1,382)		11,446	11,071	21,135
1DFDH2	PI Dan Habib						(3,079)		1,721	1,358	-
1DFDL1	PI Dain LaRoche				850	(591)	(75)			357	541
1DFDL2	PI David Laflamme						(204)		3,000	9,349	12,145
1DFDR1	PI Donald Robin					(21,194)	(4,878)		1,587	31,760	7,275
1DFEH2	PI Elizabeth Humphreys						(572)		2,315	243	1,986
1DFES1	PI Erik Swartz						(149)		(129)	278	-
1DFES2	PI Erin Sharp						(225)		186	2,507	2,468
1DFG20	Occ Therapy Student Clinical Reasng									5,712	5,712
1DFGB1	PI Gretchen Bean									1,317	1,317
1DFGEN	BUDGET ONLY Other ID CHHS									-	-
1DFGH1	PI Gene Harkless									10,012	10,012
1DFGN3	BUDGET ONLY PI F&A CHHS									-	-
1DFHB1	PI Heather Barber						(90)			2,245	2,155
1DFHD1	PI Holly DeBlois								429	81	510
1DFJB2	PI Joan Beasley								191	1,156	1,347
1DFJB3	PI Jessie Bennett									7,540	7,540
1DFJC2	PI Joyce Cappiello						(70)			9,132	9,062
1DFJG1	PI Jill Gravink						(937)		2,191	2,889	4,143
1DFJL1	PI James Lewis									147	147
1DFJM1	PI Joanne Malloy					(1,192)	(2,177)		9,896	27,040	33,567
1DFJM2	PI Jerry Marx						(1,298)			42,309	41,011
1DFJO1	PI Jennifer O'Brien					(6,265)	(2,483)		500	16,935	8,687
1DFJP3	PI Josephine Porter						(18,862)		14,158	4,800	96
1DFJR1	PI Jeanne Ryer					(1,239)	(12,620)		28,246	4,272	18,659
1DFJR2	PI Jennifer Rabalais								1,779	427	2,206

UNIVERSITY OF NEW HAMPSHIRE DURHAM
DETAILED SCHEDULE OF REVENUES, EXPENSES, AND TRANSFERS
FOR THE YEAR ENDED JUNE 30, 2019

Fund	Fund Title	Net Student Tuition	Grant Revenue¹	Auxiliary Revenue	Appropriations & Other Revenue	Employee Compensation	Supplies and Services	Other Expenses	Transfers In/(Out)	Beginning Fund Balance 06/30/2018	Ending Fund Balance 06/30/2019
1DFJS5	PI Jayson Seaman					(400)	(830)			4,792	3,562
1DFJS6	PI Joanne Samuels									586	586
1DFJT1	PI Tyler Jamison								210	-	210
1DFJT2	PI Jill Sherman									502	502
1DFJT3	PI Jill Thorson					(1,250)	(39,369)		500	64,007	23,888
1DFKA1	PI Karla Armenti								3,136	2,291	5,427
1DFKB2	PI Kathryn Brewer					(5,833)	(400)			12,499	6,266
1DFKC2	PI Karen Collins									12	12
1DFKG2	PI Kathryn Greenslade					(1,750)	(5,170)			58,992	52,072
1DFKK1	PI Kerry Kazura						(106)		14	235	143
1DFKN1	PI Kimberly Nesbitt									-	-
1DFKN2	PI Kerry Nolte					(4,418)	(558)			8,992	4,016
1DFKP1	PI Kim Phillips						(225)		10,710	-	10,485
1DFKV1	PI Kerryellen Vroman								1,215	7,475	8,690
1DFLB1	PI Linda Bimbo								4,545	1	4,546
1DFLD1	PI Laura Davie						(2,907)		4,138	9,953	11,184
1DFLG1	PI Lou Anne Griswold						(80)			4,850	4,770
1DFLH1	PI Lucy Hodder						(1,518)		1,588	323	393
1DFMB1	PI Mary Banach									7,088	7,088
1DFMB2	PI Mark Bonica						(1,189)			4,041	2,852
1DFMF2	PI Michael Ferguson									8,509	8,509
1DFMG1	PI Michael Gass						(1,176)		1,846	26	696
1DFMM2	PI Michael McSheehan						(658)			990	332
1DFMS2	PI Mary Schuh					(37,746)	(1,218)		35,191	7,942	4,169
1DFMW1	PI Melissa Wells					(560)	(1,517)		8,508	4,666	11,097
1DFNT2	PI Nikhil Tomar						(80)		10,000	-	9,920
1DFPA1	PI Peter Antal					(217)			3,891	952	4,626
1DFPC1	PI Patti Craig						(770)			14,181	13,411
1DFPD1	PI Pam Dinapoli								40	432	472
1DFPS1	PI Patrick Shannon								6,903	19,849	26,752
1DFRB1	PI Robert Barcelona						(417)			3,268	2,851
1DFRC1	PI Ronald Croce									11	11
1DFRC2	PI Rosemary Caron						(742)			3,405	2,663
1DFRM1	PI Robert McGrath						(838)			1,275	437
1DFRT1	PI Rosemary Taylor						(96)		(3,338)	3,434	-
1DFSA1	PI Sajay Arthanat								1,215	7,249	8,464
1DFSA2	PI Semra Aytur					(4,821)	(225)		127	13,827	8,908
1DFSB1	PI Steven Bornstein								(9)	9	-
1DFSC1	PI Summer Cook					(1,714)	(3,018)		8,790	14,402	18,460
1DFSF1	PI Susan Fetzer									31	31
1DFSL1	PI Susan Lord									1	1
1DFSM2	PI Shelley Mulligan						(200)			212	12
1DFSS1	PI Sarah Smith						(1,913)			10,000	8,087
1DFTP1	PI Tobey Partch-Davies					(275)	(5,965)		2,696	3,798	254
1DFTW1	PI Therese Willkomm						(8,225)		3,982	28,602	24,359
1DFVS1	PI Vidya Sundar						(80)		717	19,146	19,783
1DFWL1	PI Will Lusenhop								123	-	123
1DG008	Presidents Discretionary				271,014	(15,625)	(154,643)		(49,600)	23,537	74,683
1DG010	University's Greatest Need				583,459	(5,420)	(92,000)		(301,937)	1,764,347	1,948,449
1DG018	Council of Presidents					(4,378)	(141)			115,020	110,501
1DG024	Business Services Equip Replacement				1,373		(8,546)			38,259	31,086
1DG025	Comm Equity Diversity Equip Replmnt						(1,268)		15,500	7,500	21,732
1DG026	UNH Campus Climate Survey						(59,431)		59,431	-	-
1DG027	Human Resources Equipmnt Replacmn						(2,647)		36,465	-	33,818
1DG028	Central Admin BSC Equipmnt Replacmn						(5,810)		40,689	-	34,879
1DG029	Veterans Affair Reporting Fee				7,050		(4,706)			-	2,344
1DG3BW	Venture Capital Endowment				10,353				2,169	-	12,522

UNIVERSITY OF NEW HAMPSHIRE DURHAM
DETAILED SCHEDULE OF REVENUES, EXPENSES, AND TRANSFERS
FOR THE YEAR ENDED JUNE 30, 2019

Fund	Fund Title	Net Student Tuition	Grant Revenue¹	Auxiliary Revenue	Appropriations & Other Revenue	Employee Compensation	Supplies and Services	Other Expenses	Transfers In/(Out)	Beginning Fund Balance 06/30/2018	Ending Fund Balance 06/30/2019
1DG403	VPFA Discretionary Fund								1,000	815	1,815
1DG404	University Advancement				371,986	(8,072,163)	8,337,677		(506,419)	1,715,097	1,846,178
1DG420	John S. Elliott Trust Escrow				593,492				(325,918)	832,883	1,100,457
1DG430	Thompson Trust Escrow				31,887					1	31,888
1DG436	Elizabeth Farmer McIninch Fund				1,372					-	1,372
1DG437	Edward & Diane Federman Endowment	(113,830)			48,870					70,476	5,516
1DG438	Bequests-Unrestricted to UNH				45,342					-	45,342
1DG440	Yakovakis Family Fund				3,000				(3,000)	-	-
1DG442	Univ Comm. Strategic Initiatives						(700)		700	-	-
1DG444	Adv. Services Strategic Initiatives						(316)			316	-
1DG447	UNH Communications Summit									805	805
1DG448	Advancement Strategic Initiatives						(2,402)			10,250	7,848
1DG449	VPFA Strategic Initiatives						(17,851)		24,974	64,680	71,803
1DG450	Robert Morin Unrest Bequest to UNH				5,238				(161,795)	460,997	304,440
1DG451	50 Yr Vietnam Commemorative Program								(2,169)	2,169	-
1DG452	Celebrate 150						(79,851)		79,851	-	-
1DG454	NAGPRA								15,000	25,055	40,055
1DGA25	Elliot Diversity Initiatives				2,853	(14,097)	1,318		5,000	16,469	11,543
1DGA30	McNair Scholars Program	(3,150)				(119,340)	(43,708)			174,496	8,298
1DGA38	NH Statewide Summit									119	119
1DGAFD	Affirmative Action Diversity Fund									203	203
1DGBSC	121 Tech Dr, Suite 111 - Operating						(1,672)		2,000	1,077	1,405
1DGD1	PI Deborah McCAnn						(4,564)		3,983	10,144	9,563
1DGIES	NH Statewide Inclusive Excellence						(910)			910	-
1DGKG1	PI Karen Gilbert						(153)			153	-
1DGMCN	McNair Scholars Program					(271)	(3,761)		673	7,910	4,551
1DGMOS	MOSDEF: Men of Strngth Div Educ Fam				109					-	109
1DGNAL	NALA				1,071		(2,566)		650	849	4
1DGPPD	Advancement ID Prepaids									-	-
1DGQ01	Centennial Fund Quasi Ctr				923				(923)	-	-
1DGQ07	John H. Parsons Fund Quasi Ctr				5,197				(5,197)	-	-
1DGQ08	Alfred&sallie Lamberton Quasi Ctr				8,653				(8,653)	-	-
1DGQ09	Alberta Johnson Quasi Ctr				1,408				(1,408)	-	-
1DGQ10	Italian Studies Quasi Ctr				4,335				(4,335)	-	-
1DGQ11	Harold H Warren Quasi Ctr				7,197				(7,197)	-	-
1DGQ13	IOL Scholarship Fund Central Fund				11,233				(11,233)	-	-
1DGUPB	PI-Upward Bound Program						(1,107)		2,700	1,326	2,919
1DJ104	Alabaster Blue				1,807		(461)			411	1,757
1DJ114	NH Gentlemen				2,736		(2,340)			2,011	2,407
1DJ115	NH Notables				1,629		(366)			412	1,675
1DJ116	UNH Mock Trial Club									13	13
1DJ117	Sigma Alpha Lambda									944	944
1DJ118	Model United Nations				820		(1,182)			2,935	2,573
1DJ119	Robotics Club									60	60
1DJ120	SIGNAL									2,594	2,594
1DJ121	NSSLHA				674		(838)			355	191
1DJ122	Maiden Harmony				1,453		(1,444)			2,919	2,928
1DJ124	Improv Anonymous									35	35
1DJ126	UNH Italian Club									671	671
1DJ128	Marketing & Advertising Club				2,658		(1,113)			3,501	5,046
1DJ130	Recreation & Policy Management									511	511
1DJ131	ISPE									43	43
1DJ132	UNH Students for Life				200					202	402
1DJ134	Circle K Club				1,671		(1,347)			883	1,207
1DJ135	Sisters in Step				2,308		(2,604)			2,472	2,176
1DJ136	Rotaract Club				120		(202)			779	697
1DJ138	Student Nutrition Association				442		(574)			518	386

UNIVERSITY OF NEW HAMPSHIRE DURHAM
DETAILED SCHEDULE OF REVENUES, EXPENSES, AND TRANSFERS
FOR THE YEAR ENDED JUNE 30, 2019

Fund	Fund Title	Net Student Tuition	Grant Revenue¹	Auxiliary Revenue	Appropriations & Other Revenue	Employee Compensation	Supplies and Services	Other Expenses	Transfers In/(Out)	Beginning Fund Balance 06/30/2018	Ending Fund Balance 06/30/2019
1DJ139	UNH College Democrats				660		(850)			421	231
1DJ140	UNH Order of Omega				3,311		(391)			10,695	13,615
1DJ141	UNH Cooking Club									273	273
1DJ142	Electronic Dance Music Community									11	11
1DJ143	Student Organization Social Workers				590		(785)			461	266
1DJ144	UNH for One									247	247
1DJ145	UNH INterfraternity Council				20,470		(25,383)			20,004	15,091
1DJ146	Panhellenic Council				66,914		(86,713)			61,914	42,115
1DJ147	French Club				2,598		(2,356)			998	1,240
1DJ148	Delta Xi Phi				9,790		(10,985)			13,860	12,665
1DJ150	Ecological Advocates									110	110
1DJ151	Sigma Alpha Sorority				1,357		(2,375)			5,486	4,468
1DJ152	Assoc of Exercise Science Students				1,500		(2,348)			3,136	2,288
1DJ155	STAND									205	205
1DJ156	Health Outreach Club									119	119
1DJ157	Recreation Society				477		(50)			13	440
1DJ159	Sigma Phi Epsilon									415	415
1DJ161	Alternative Break Challenge				21,185		(20,645)			160	700
1DJ162	Golden Key Int'l Honour Society				181					1,405	1,586
1DJ163	Dairy Club				2,115		(1,733)			2,492	2,874
1DJ164	Not Too Sharp				1,450		(2,249)			1,966	1,167
1DJ166	Hepcats Swing Club				917		(2,323)			2,065	659
1DJ168	Freshman Camp									6,182	6,182
1DJ170	Graduate Students of Social Work									20	20
1DJ172	Alpha Delta Phi Society									899	899
1DJ174	Oxfam UNH									173	173
1DJ175	Psychology Club				32		(73)			82	41
1DJ177	Pre Vet Club				230		(140)			37	127
1DJ178	Pre Dental Society				368		112			532	1,012
1DJ179	Society of Women Engineers									868	868
1DJ181	Hospitality Sales and Marketing									516	516
1DJ182	Student Nursing Organization				18,092		(15,602)			7,224	9,714
1DJ183	Kappa Kappa Psi				136		566			1,396	2,098
1DJ184	Alpha Kappa Psi									1,815	1,815
1DJ185	Cru UNH						591			2,396	2,987
1DJ186	Alpha Chi Sigma									518	518
1DJ188	Hillel									2,870	2,870
1DJ189	Amer Society for Microbiology									2,089	2,089
1DJ191	CommUNHiversity									404	404
1DJ193	Business Starters									40	40
1DJ195	Arnold Air Society						(274)			1,071	797
1DJ197	Club Managers Assc of America				325					405	730
1DJ198	American Sign Language Club				22		(70)			87	39
1DJ199	Pi Kappa Phi									63	63
1DJ200	UNH Slow Food									130	130
1DJ201	Nat'l Society of Black Engineers						(1,631)		1,500	504	373
1DJ202	Phi Alpha Honor Society				1,712		(1,948)			3,187	2,951
1DJ203	Chess Club						90			102	192
1DJ206	Residence Hall Association				2,926		(2,526)			4,441	4,841
1DJ208	Assoc of Students United by Music									16	16
1DJ209	Active Minds UNH									2,142	2,142
1DJ211	Best Buddies UNH						(187)			279	92
1DJ212	Eta Sigma Delta				50					2,028	2,078
1DJ213	Off the clef				1,139		(2,048)			1,830	921
1DJ214	Leadership Program									82	82
1DJ216	Fia-Chait Irish Dance				388		(17)			95	466
1DJ217	Sigma Alpha epsilon				951					5,034	5,985

UNIVERSITY OF NEW HAMPSHIRE DURHAM
DETAILED SCHEDULE OF REVENUES, EXPENSES, AND TRANSFERS
FOR THE YEAR ENDED JUNE 30, 2019

Fund	Fund Title	Net Student Tuition	Grant Revenue¹	Auxiliary Revenue	Appropriations & Other Revenue	Employee Compensation	Supplies and Services	Other Expenses	Transfers In/(Out)	Beginning Fund Balance 06/30/2018	Ending Fund Balance 06/30/2019
1DJ218	Comm-entary									380	380
1DJ219	Alpha Phi Omega				29,087		(30,031)			34,800	33,856
1DJ220	Sigma Chi - Upsilon									1,475	1,475
1DJ221	Anime Club									84	84
1DJ222	Society of Physics Students						(1,036)			2,157	1,121
1DJ223	Paranormal Club									183	183
1DJ224	Eta Sigma Phi						(145)			1,323	1,178
1DJ225	Red Cross Club				272		(595)			1,110	787
1DJ227	Aspiring Hands						(50)			161	111
1DJ228	Hospitality Financial and Tech Pros				700					131	831
1DJ229	American Society of Civil Engineers				2,720		(3,266)			2,561	2,015
1DJ230	Chinese Scholars & Students Assoc.				435		645			1,486	2,566
1DJ232	Indian Subcontinent Students' Assoc				890		(1,441)			1,265	714
1DJ233	Silver Wings-Cunningham Chapter									54	54
1DJ236	UNH Net Impact						(301)			782	481
1DJ239	UNH Yellow Ribbon Club									345	345
1DJ240	Phi Mu Delta						182			389	571
1DJ241	Knitting Club				1		(122)			121	-
1DJ242	UNH Hammock Club									39	39
1DJ245	Alpha Epsilon Delta									67	67
1DJ246	Contra UNH									757	757
1DJ247	UNH Birding Club									148	148
1DJ248	UNH Relay for Life				9					246	255
1DJ249	UNH VOX (Voices Planned Parenthood)									425	425
1DJ250	National Assoc. for Music Education				153		(76)			1,405	1,482
1DJ251	AIChE									10	10
1DJ252	Women in Business				4,210		(1,051)			3,519	6,678
1DJ253	Sigma Tau Delta				350		(286)			338	402
1DJ254	Kappa Sigma				22					985	1,007
1DJ255	Amnesty International UNH						(9)			1,185	1,176
1DJ256	Students for St. Jude				217		282			2,519	3,018
1DJ258	Vietnamese Student Association				330		14			2,198	2,542
1DJ259	UNH Cookie Jar									12	12
1DJ260	German Club				20					7	27
1DJ261	Sandpaper									579	579
1DJ262	Student Occ. Therapy Assoc.				2,710		(2,300)			2,752	3,162
1DJ264	Animal Welfare Alliance				(2,124)		(543)			2,698	31
1DJ266	Teachers of Tomorrow									37	37
1DJ267	Therapeutic Art Club									-	-
1DJ268	Chinese Language Club									5	5
1DJ269	Pi Mu Epsilon				1,251		(1,054)			2,415	2,612
1DJ270	Student Armed Forces Association				500		(1,634)			3,960	2,826
1DJ271	Theta Chi Zeta Chapter				148		(134)			164	178
1DJ272	Nat'l Slavic Honor Dobro Slovo									164	164
1DJ273	UNH PCMA									83	83
1DJ274	'Cats Pack Captains									334	334
1DJ278	WildACTs				220		(1,175)			3,618	2,663
1DJ279	Alpha Xi Delta				(2,464)		(50)			2,514	-
1DJ282	Women in Science									226	226
1DJ284	Her Campus				2,473		(1,741)			350	1,082
1DJ285	Friends of Jaclyn				9		(764)			6,446	5,691
1DJ286	Meeple and Cardboard Syndicate				915		(1,392)			1,354	877
1DJ287	Winter Guard				1,600		(1,100)			1,274	1,774
1DJ288	Craft Crazy				45		(71)			85	59
1DJ289	Eyes Open									50	50
1DJ290	Dance Marathon				49		(742)			2,487	1,794
1DJ291	Lambda Chi Alpha									1,160	1,160

UNIVERSITY OF NEW HAMPSHIRE DURHAM
DETAILED SCHEDULE OF REVENUES, EXPENSES, AND TRANSFERS
FOR THE YEAR ENDED JUNE 30, 2019

Fund	Fund Title	Net Student Tuition	Grant Revenue¹	Auxiliary Revenue	Appropriations & Other Revenue	Employee Compensation	Supplies and Services	Other Expenses	Transfers In/(Out)	Beginning Fund Balance 06/30/2018	Ending Fund Balance 06/30/2019
1DJ292	Xi Sigma Pi				361					1,077	1,438
1DJ293	Geocaching Club									69	69
1DJ298	Soc. of Asian Scientists& Eng. SASE				500		(683)			381	198
1DJ299	Scriptor									2,500	2,500
1DJ302	Tau Beta Pi									45	45
1DJ303	Alpha Gamma Rho				186					689	875
1DJ304	Alpha Phi				(2,557)		(14,729)			19,621	2,335
1DJ305	Chi Omega				1,021					42	1,063
1DJ306	Alpha Chi Omega				692		(692)			2,267	2,267
1DJ307	Kappa Delta				2,300		(134)			413	2,579
1DJ308	Tau Kappa Epsilon				(502)					723	221
1DJ311	Sigma Nu									250	250
1DJ315	Sustainable Fisheries & Aquaculture				191		(20)			467	638
1DJ316	Bring It!									20	20
1DJ317	Pi Theta Epsilon				443		(204)			416	655
1DJ318	International Student Organization						(8)			2,599	2,591
1DJ319	Magic Wheelchair				1,224		(1,010)			2,386	2,600
1DJ320	Chinese Student Music Association									26	26
1DJ321	Iranian Association of NH (IAN)				986		(5,064)			5,064	986
1DJ322	Middle Eastern Cultural Association				(45)		(476)			2,330	1,809
1DJ323	Phi Sigma Sigma				226		(16)			295	505
1DJ324	Anthropology Club									15	15
1DJ325	Veterinary Technician Club									181	181
1DJ326	The UNH WildTones				399		(211)			12	200
1DJ327	Stop the Sigma									-	-
1DJ329	League of Legends Club									118	118
1DJ330	igem: Int'l Genetically Eng. Mx Org									1,590	1,590
1DJ331	The Granite Yearbook									31	31
1DJ333	Girl Up UNH				408		(275)			213	346
1DJ335	Autism Speaks U at UNH									10	10
1DJ336	Indonesian Students Association						(190)			236	46
1DJ337	College Diabetes Network at UNH									278	278
1DJ339	Muslim Student's Association						(180)			5,580	5,400
1DJ342	UNH American Fisheries Student Sub									104	104
1DJ345	UNH Students for Global Health						25			77	102
1DJ347	American Society of Mechanical Eng									80	80
1DJ348	SPOON UNH									5	5
1DJ349	Trans UNH						(75)			453	378
1DJ350	Phi Sigma				1,391		(1,286)			1,300	1,405
1DJ351	the UNH HSMAI CLub						(44)			71	27
1DJ352	Athletes InterVarsity Christian									-	-
1DJ354	Turning Point USA at UNH						(10)			19	9
1DJ355	Nu Rho Psi				1,468		(1,484)			208	192
1DJ356	The Socratic Society									-	-
1DJ358	UNH Gen UN									62	62
1DJ359	Pre Physician Assistant Student						42			-	42
1DJ360	UNH Russain Club									73	73
1DJ361	Aegis									-	-
1DJ362	Alpha Tau Omega Fraternity				1,652		(1,652)			539	539
1DJ363	Am Soc for Biochem & Molecular Bio				40		(49)			20	11
1DJ364	Japanese Cultural Club									-	-
1DJ365	UNH Geography CLub									-	-
1DJ366	Caribbean Cats						(3)			18	15
1DJ367	Alter Ego Dance Crew									264	264
1DJ368	Changing Lives for Lilli				25		(25)			-	-
1DJ370	Sport Careers Club				83		(44)			-	39
1DJ372	UNH Photography Society				130		(125)			-	5

UNIVERSITY OF NEW HAMPSHIRE DURHAM
DETAILED SCHEDULE OF REVENUES, EXPENSES, AND TRANSFERS
FOR THE YEAR ENDED JUNE 30, 2019

Fund	Fund Title	Net Student Tuition	Grant Revenue¹	Auxiliary Revenue	Appropriations & Other Revenue	Employee Compensation	Supplies and Services	Other Expenses	Transfers In/(Out)	Beginning Fund Balance 06/30/2018	Ending Fund Balance 06/30/2019
1DJ373	The NH Youth Movement at UNH						818			-	818
1DJ374	UNH Film Club				3					-	3
1DJ376	YDSA									-	-
1DJ379	Neuroscience & Behavior Club				118					-	118
1DJ380	UNH Marine Technology Society									-	-
1DJ381	UNH Forestry Club				56					-	56
1DJ382	UNH American Choral Directors				41					-	41
1DJ383	Chabad Jewish Student Group						490			-	490
1DJ386	EcoReps@UNH									-	-
1DJCLB	Student club on campus activity									-	-
1DJG01	Women's Lacrosse Club				14,553		(18,707)		600	6,518	2,964
1DJG02	Men's Golf Club				7,400		(8,223)			935	112
1DJG03	Badminton Club									462	462
1DJG04	Cycling Club				5,253		(7,202)		600	16,530	15,181
1DJG05	Fencing Club				5,621		(7,993)			4,364	1,992
1DJG06	Judo Club				7,455		(6,383)		(300)	-	772
1DJG07	Shotokan Karate Club									309	309
1DJG08	Sailing Club				13,512		(14,896)		(686)	5,427	3,357
1DJG09	Men's Volleyball Club				12,449		(13,715)		1,600	4,181	4,515
1DJG10	Women's Volleyball Club				7,531		(8,282)		600	2,025	1,874
1DJG11	Woodsmen's Club				8,528		(6,832)		300	9,845	11,841
1DJG12	Tae Kwan Do Club				715		(383)			2,470	2,802
1DJG13	Men's Crew Club				29,439		(14,166)		(100)	591	15,764
1DJG14	Men's Rugby Club				3,300		(3,287)		323	6,681	7,017
1DJG17	Figure Skating Club				21,237		(19,484)			1,991	3,744
1DJG18	Women's Rugby Club				3,290		(1,140)		(600)	3,210	4,760
1DJG19	Dance Team Club				16,954		(14,370)		600	91	3,275
1DJG20	Men's Lacrosse Club				95,492		(95,472)			-	20
1DJG22	Ski and Snowboarding Club				22,290		(19,280)			9,181	12,191
1DJG23	Archery Club				1,308		(689)		(1,200)	2,768	2,187
1DJG24	Wrestling Club				4,295		(2,035)			309	2,569
1DJG25	Baseball Club				10,489		(6,433)			2,640	6,696
1DJG26	Women's Softball Club				3,050		(1,565)			6,388	7,873
1DJG27	Rifle Club				11,438		(9,021)		(1,200)	3,846	5,063
1DJG28	Men's Ice Hockey Club				70,295		(70,132)		(200)	56	19
1DJG29	Women's Crew Club				17,465		(15,790)		(100)	4,806	6,381
1DJG30	Tennis Club				4,965		(5,954)			5,584	4,595
1DJG31	Nordic Ski Club				314				(286)	1,044	1,072
1DJG32	Climbing Club				6,361		(6,588)		300	6,802	6,875
1DJG33	Men's Ultimate Frisbee Club				9,620		(12,647)			5,032	2,005
1DJG34	Women's Ultimate Frisbee Club				7,143		(11,010)			6,417	2,550
1DJG35	Rowing Spring Break Trip				29,050		(27,957)			1	1,094
1DJG36	Women's Hockey Club				26,273		(18,899)		600	13,036	21,010
1DJG37	Outdoor Equipment				1,281					3,242	4,523
1DJG38	PAWS Program				30,825	(8,102)	(12,434)			17,388	27,677
1DJRSP	Recreation Special Events									14	14
1DJSAF	UNH Student Activity Fee	1,080,520			312,092	(223,295)	(1,125,280)	(11,193)	6,212	615,666	654,722
1DJSAU	Sexual Assault in Crim Just Sys									-	-
1DK042	IT Shared Services USNH				497,739	(3,923,061)	4,015,128		(588,618)	596,524	597,712
1DK053	Central IT Projects						(20,427)		25,095	1,639,179	1,643,847
1DK054	TCS System-wide Projects								(111,903)	740,653	628,750
1DK058	IT Shared Services UNH GSC					(5,857,690)	6,340,173		(442,319)	666,326	706,490
1DK059	Secure-Cloud Networking (sc-net)						(3,990)		3,990	-	-
1DL001	Helena M. Milne Endowed Fund				55,134	(47,038)	(2,674)			83,651	89,073
1DL002	Bookstore Inventory Fund				27,765		(25,347)			2,406	4,824
1DL003	Small Workshops				3				500	18,796	19,299
1DL004	Bookstore									65,690	65,690

UNIVERSITY OF NEW HAMPSHIRE DURHAM
DETAILED SCHEDULE OF REVENUES, EXPENSES, AND TRANSFERS
FOR THE YEAR ENDED JUNE 30, 2019

Fund	Fund Title	Net Student Tuition	Grant Revenue¹	Auxiliary Revenue	Appropriations & Other Revenue	Employee Compensation	Supplies and Services	Other Expenses	Transfers In/(Out)	Beginning Fund Balance 06/30/2018	Ending Fund Balance 06/30/2019
1DLG01	URI Library School Account									16,101	16,101
1DLMUS	Museum Surplus Fund									112	112
1DLPGE	Ralph Page Dance Event									233	233
1DLSBC	Science Boot Camp									-	-
1DLSPC	Special Collections				4,913		(6,665)			11,753	10,001
1DLSTE	Library Strategic Investment								500,000	603	500,603
1DP001	UNH Police Drug Forfeiture				15,292		(2,150)			20,200	33,342
1DP002	Federal Drug Forfeiture-DOJ				2,180		(285)			1,519	3,414
1DP003	UNH Police Dispatch Equipment Repl						(54,384)		158,195	-	103,811
1DPEQP	Police Equip & Supply Replacement						(49,744)		50,000	28,267	28,523
1DQTRN	Transportation F&A Revenue								32,843	65,521	98,364
1DR001	VP Research Discretionary						(981)		1,000	547	566
1DR002	Indirect Cost Reserve						(228,863)		100,000	239,475	110,612
1DR003	UNHI Internally Designated fund								(405)	405	-
1DR004	Inventor Royalty Share				363,881		(301,446)		(60,503)	56,939	58,871
1DR005	Patent Support Costs				94,467	(12,349)	(615)		(175,577)	201,465	107,391
1DR007	Royalties Receipts									4,280	4,280
1DR034	IOL Scholarship Fund Unit Fund	(11,558)							11,233	343	18
1DRCDM	RCC Data Management						(38,655)		38,655	-	-
1DRCOR	CoRE Awards					(231,215)	(52,879)		284,094	-	-
1DREDG	The Edge @ UNH						(36,988)		36,988	-	-
1DREHL	OEHS Legacy HazMat - Spaulding								32,760	-	32,760
1DREHM	EH&S Emergency Mitigation Fund						(49,689)		68,336	1,988	20,635
1DREHS	Environmental Legal Settlements					(10,117)				13,799	3,682
1DREPS	PI NH EPSCoR					(1,398)	(3,919)		34,185	-	28,868
1DRGEN	BUDGET ONLY Other ID RESEARCH									-	-
1DRIOC	UNH Connectivity Center					(65,287)	(3,385)		15,991	52,681	-
1DRIOL	PI InterOperability Laboratory				1,225	(118,155)	(5,573)		82,985	1,999,422	1,959,904
1DRIRC	NHIRC Administrative Fees				19,759	(12,938)	(15,625)			81,712	72,908
1DRJN0	PI Jan Nisbet									28,745	28,745
1DRNIH	Up2NIH Research Development Program						429		(429)	-	-
1DRNSF	Making Your NSF-Forts Count									1,532	1,532
1DRPM0	PI Patrick Messer						(1,881)			57,379	55,498
1DRPRC	Prevention Innovation Research Ctr					(1,391)	(49)		229,000	-	227,560
1DRROY	SVPR Royalties				389,915	(147,315)	(1,057)		(80,808)	618,326	779,061
1DRRPC	PI ORPC								24	712	736
1DRSCH	Scholars at UNH					(200,501)	(65,147)		265,648	-	-
1DRUSI	UIC Stable Isotope				6,298	(27,917)	16,597			11,104	6,082
1DRVPR	SVPR Strategic Initiatives						(1,733)			8,761	7,028
1DS023	Friends of Skiing									30,319	30,319
1DS035	Friends of Men's CC - Track						(1,705)			1,705	-
1DS045	UNH Blue Line Club									-	-
1DS054	UNH Gym Cat Club (Gymnastics)						(3,020)			3,020	-
1SDIS	Athletic Dir Discretionary Fnd						(3,354)		5,000	337	1,983
1SDHOC	Hockey Discretionary Fund									15,665	15,665
1DSSF1	Production Control Room Expansion									102	102
1DTCIP	Durham Capital Improvement Projects							(652,657)	456,975	1,189,701	994,019
1DTECD	ECD Designated				390		(4,612)		(499,590)	1,323,653	819,841
1DTFCM	Energy Forward Capacity Mkt				835,433				(833,334)	2,167,107	2,169,206
1DU001	Int Designated Bud-Proj Adjs								(5,465,338)	(3,470,171)	(8,935,509)
1DU004	Spaulding Memorial Fund				80,293				(73,175)	16,138	23,256
1DU005	Executive Search Funds						(5,951)		50,000	-	44,049
1DU007	Endowment Management Fee				1,137,843				(1,136,320)	2,794	4,317
1DU012	Downtown Durham Dev Consulting						(75,108)		75,108	-	-
1DU231	Class of 1944 Endowed Quasi Payout				1,755					2,251	4,006
1DU321	William Wade Perkins Quasi Payout				5,625					10,176	15,801
1DU322	Genevieve Clark-Internat'l Studies				25,754					60,235	85,989

UNIVERSITY OF NEW HAMPSHIRE DURHAM
DETAILED SCHEDULE OF REVENUES, EXPENSES, AND TRANSFERS
FOR THE YEAR ENDED JUNE 30, 2019

Fund	Fund Title	Net Student Tuition	Grant Revenue¹	Auxiliary Revenue	Appropriations & Other Revenue	Employee Compensation	Supplies and Services	Other Expenses	Transfers In/(Out)	Beginning Fund Balance 06/30/2018	Ending Fund Balance 06/30/2019
1DUGN2	BUDGET ONLY ID-Gift-PO INST									-	-
1DUHIF	UNH Health Initiatives Fund						195,000		(195,000)	2,001	2,001
1DUINV	Inventories- UNH								(197,864)	1,293,086	1,095,222
1DUPSI	President's Strategic Initiatives						(50,000)		392,085	2,356,883	2,698,968
1DUSAC	Student Awards Compensation Fund								(992)	992	-
1DUSTF	UNH Separation Fund					(542,590)	(10,000)		1,101,670	903,416	1,452,496
1DWEMD	Enrollment Mgt Discretionary						(426)		1,000	446	1,020
1DWFAO	Financial Aid Projects								50,000	-	50,000
1DWINT	International Initiatives				1,472	(7,142)	(139,196)		161,435	-	16,569
1DX2AD	Coop Ex Administration				13,238	(4,420)	(271)			41,877	50,424
1DX2AQ	Extnesion Fisheries Training					(1,026)	(267)			15,487	14,194
1DX2AT	Agriculture Training						(856)			1,673	817
1DX2BI	Natural Resources Business Institut				1,150		(755)			8,620	9,015
1DX2CC	Community Conservation Prgm						(1,083)			7,331	6,248
1DX2DG	Extension Diagnostic Services				4,001	(459)	(2,570)			42,957	43,929
1DX2EG	Greenhouse and Floriculture									2,329	2,329
1DX2FD	NH 4-H Foundation				21,746	(1,159)	(34,197)			16,535	2,925
1DX2FS	Food Safety Program				29,343	(5,955)	(20,606)			16,435	19,217
1DX2FT	Forestry Training				8,303	(7,495)	(398)			838	1,248
1DX2GB	Coastal Research Volunteer Program						(6)			280	274
1DX2HM	Holistic Management Program						(892)			8,239	7,347
1DX2IP	IPM News									3,197	3,197
1DX2LL	Lakes Lay Monitoring Prog				68,137	(13,978)	(30,934)			34,485	57,710
1DX2ME	Marine Education Programs				34,863		(41,051)	(445)		23,123	16,490
1DX2NT	Coop Ext-Nutrition Training						(530)			3,950	3,420
1DX2PB	CE Publication Center				6,806	(663)	(3,969)		1,487	15,292	18,953
1DX2PC	Peterson Cruise				2,095		(2,571)			2,973	2,497
1DX2SA	Soil Analysis Information System				51,104	(9,264)	(20,525)			10,319	31,634
1DX2SP	Youth and Family						(572)			1,041	469
1DX2TA	Military Youth & Family Program									265	265
1DX2XQ	Water Quality Training				10,510	(2,575)	(14,111)			23,258	17,082
1DXAE1	PI Alan Eaton						(796)		455	8,336	7,995
1DXAF1	PI Andrew Fast								500	-	500
1DXAL1	PI Alyson Eberhardt						(158)		898	1,768	2,508
1DXAP1	PI Amy Papineau						(60)		145	594	679
1DXAS1	PI Amanda Stone						(812)		2,303	10,627	12,118
1DXBK1	PI Brian Krug									254	254
1DXBLK	Belknap County						(332)			44,481	44,149
1DXCAN	Agriculture & Natural Res Business				300		(743)			1,165	722
1DXCC1	PI Charlotte Cross					(7,673)	(1,912)		4,885	7,457	2,757
1DXCED	Community Development				25,790	(30,716)	(9,583)			27,989	13,480
1DXCEG	Ocean Engineering									303	303
1DXCET	Economic Development				3,329		(443)			143	3,029
1DXCF1	PI Charles French						(344)			10,754	10,410
1DXCM1	PI Carl Majewski								45	9	54
1DXCN1	PI Catherine Neal						(729)			3,065	2,336
1DXCNS	Citizen Science				1,131		(236)			397	1,292
1DXCRL	Carroll County						(392)			1,277	885
1DXCS1	PI Cheryl Smith								377	1,289	1,666
1DXCSR	Cheshire County									1,332	1,332
1DXCV1	PI Catherine Violette								35	1,056	1,091
1DXCYF	Youth Families & Communities									1	1
1DXDC1	PI Darrel Covell						(16)			920	904
1DXDL1	PI Deborah Luppold						(15,030)		21,046	50,965	56,981
1DXDSP	Docent STEM Program									-	-
1DXDVC	Double Value Coupon Program				5,000	(4,378)	(936)			313	(1)
1DXEC1	PI Erik Chapman						(50)		514	7,813	8,277

UNIVERSITY OF NEW HAMPSHIRE DURHAM
DETAILED SCHEDULE OF REVENUES, EXPENSES, AND TRANSFERS
FOR THE YEAR ENDED JUNE 30, 2019

Fund	Fund Title	Net Student Tuition	Grant Revenue¹	Auxiliary Revenue	Appropriations & Other Revenue	Employee Compensation	Supplies and Services	Other Expenses	Transfers In/(Out)	Beginning Fund Balance 06/30/2018	Ending Fund Balance 06/30/2019
1DXEDC	Education Center and Info Line				1,089		(1,032)			5,348	5,405
1DXEM1	PI Emma Carcagno									164	164
1DXFA1	PI Fredrick Alleva									1,500	1,500
1DXFAH	Dairy, Livestock and Forage Crops				2,650		(2,871)			2,809	2,588
1DXFAS	4-H Animal Science Programs				16,606	(226)	(17,485)			4,855	3,750
1DXFDP	Food and Ag Programs				11,064	(2,552)	(7,078)			6,265	7,699
1DXFFS	Food Safety				1,495		(1,028)			4	471
1DXFFV	Fruit & Vegetable Crop Production				5,758		(13,889)			14,795	6,664
1DXFJE	NRS & MG Joint Cont Ed Committee				1,748		(4,376)			6,562	3,934
1DXFLG	Landscape & Greenhouse Horticulture				21,714		(19,984)			13,839	15,569
1DXFMA	PI Matthew Tarr						(5,058)		3,899	1,300	141
1DXFMG	NH Master Gardener Alumni Assoc.				12,845		(12,792)		(481)	9,842	9,414
1DXFSS	NH 4-H Shooting Sports				1,850		(1,038)			-	812
1DXFTL	4-H Teen Leadership Programs				48,618	(3,960)	(42,394)			-	2,264
1DXGB1	PI Gabriela Bradt						(25)			27	2
1DXGEN	BUDGET ONLY Other ID COOP EXT									-	-
1DXGFT	Grafton County				40		(409)			3,216	2,847
1DXGH1	PI George Hamilton					(650)	(156)		1,842	1,899	2,935
1DXGN3	BUDGET ONLY PI F&A COOP EXT									-	-
1DXHA1	PI Haley Andreozzi						(68)		250	177	359
1DXHB1	PI Heidi Barker						(182)			185	3
1DXHLB	Hillsborough County				4,201	(1,496)	(1,100)			10,806	12,411
1DXJS1	PI Jeffrey Schloss						(2,467)		1,183	4,902	3,618
1DXKB1	PI Karen Bennett					(1,444)	(1,263)		5,025	11,802	14,120
1DXKM1	PI Kelly McAdam								226	21	247
1DXLG1	PI Lara Gengarelly								428	-	428
1DXMC1	PI Malin Clyde						(1,075)		1,975	5,189	6,089
1DXMD1	PI Molly Donovan						(470)			532	62
1DXME1	PI Mary Tebo									481	481
1DXML1	PI Michal Lunak						(136)		1,959	1,473	3,296
1DXMRK	Merrimack County						17			1,645	1,662
1DXMS1	PI Micheal Sciabarrasi						(1,587)		343	1,952	708
1DXMTA	Multi-trophic Aquaculture									1,456	1,456
1DXMW1	PI Mark Wiley						1,309		(1,262)	409	456
1DXMY1	PI Michael Young						(46)		49	43	46
1DXNCN	Communities & Natural Resources				1,635		(2,618)		(3,984)	7,993	3,026
1DXNFR	Forest Resources				21,008	(5,323)	(7,537)			13,842	21,990
1DXNH1	PI Nadda Haddad						(118)			117	(1)
1DXNRS	Natural Resources Stewards				5,930	(442)	(3,384)			8,059	10,163
1DXNWF	Fisheries and Aquaculture				1,510		(2,841)		3,984	375	3,028
1DXOS1	PI Olivia Saunders								30	61	91
1DXPC1	PI Julia Peterson					(4,247)	(4,636)		1,973	36,880	29,970
1DXPST	Pesticide Applicator Training				75,105	(14,196)	(39,438)			74,890	96,361
1DXRCK	Rockingham County				20		(238)			7,874	7,656
1DXRG1	PI Rebecca Sideman								718	2,532	3,250
1DXRM1	PI Rachel Maccini								267	11	278
1DXSB1	PI Shane Bradt									1,186	1,186
1DXSC1	PI Sharon Cowen									317	317
1DXSJ1	PI Stephen Judd						(627)		3,427	132	2,932
1DXSLV	Sullivan County				899		(85)			30	844
1DXSR1	PI Steven Roberge									500	500
1DXSSP	Saving Special Places				18,815	(7,941)	(3,459)			18,606	26,021
1DXSTF	Strafford County									27	27
1DXSW1	PI Seth Wilner								4,785	1,622	6,407
1DXSWC	Stormwater Center				3,158					5,437	8,595
1DXYFH	4-H Youth Development				18,178	(2,602)	(21,514)		1,250	5,684	996
1DXYHL	Healthy Living & Nutrition Ed				6,276	(6,048)	(2,842)		3,500	3,873	4,759

UNIVERSITY OF NEW HAMPSHIRE DURHAM
DETAILED SCHEDULE OF REVENUES, EXPENSES, AND TRANSFERS
FOR THE YEAR ENDED JUNE 30, 2019

Fund	Fund Title	Net Student Tuition	Grant Revenue¹	Auxiliary Revenue	Appropriations & Other Revenue	Employee Compensation	Supplies and Services	Other Expenses	Transfers In/(Out)	Beginning Fund Balance 06/30/2018	Ending Fund Balance 06/30/2019
1DXYPL	Child, Youth & Family Resiliency				630		(90)			4,330	4,870
1DXYSL	Science Literacy				2,109		(2,414)			8,635	8,330
1DXYTA	Rockingham County WS									-	-
1DXYTP	Afterschool Programs				3,711		(10,137)		1,500	12,574	7,648
1DZ037	Shallow Water Survey Conference									15,620	15,620
1DZ360	Marine Program Pier				21,875		1,449			65,195	88,519
1DZACB	PI Alexandra Contosta					(10,656)	(6,872)		5,094	36,650	24,216
1DZAGA	PI Antoinette Galvin					(3,094)	(11,470)		27,674	296,346	309,456
1DZAKA	PI Amy Keesee					(82,354)	(8,987)		138,355	-	47,014
1DZAL0	PI Anthony Lyons						(6,114)		8,777	480	3,143
1DZAMB	Coastal & Ocean Technology Programs						1,524			4,534	6,058
1DZAMC	AMAC Service Center				40,800		(12,896)			113,833	141,737
1DZAPB	PI Alexander Prusevich						(70)			3,896	3,826
1DZARC	Geographic Information Systems(GIS)				11,040	(3,896)	(3,047)			5,099	9,196
1DZASA	PI Annette Schloss						(536)		13	523	-
1DZASB	IPY Outreach									155	155
1DZBC1	PI Brian Calder								975	42,635	43,610
1DZBCA	PI Ben Chandran	(985)				(20,379)	(11,255)		5,893	120,977	94,251
1DZBJA	PI Bror Jonsson					(5,130)	(197)		734	4,594	1
1DZBMA	PI Robert McKibben									14,374	14,374
1DZBRA	PI Barry Rock									4	4
1DZBVA	PI Bernard Vasquez						(729)		934	7,475	7,680
1DZCB0	CBASS Recharge									1,451	1,451
1DZCFA	PI Charles Farrugia					(3,512)	(564)		4,293	3,608	3,825
1DZCGA	PI Christopher Glass									1,694	1,694
1DZCHA	PI Chia-Lin Huang						(50)		952	4,427	5,329
1DZCJB	PI James Clemmons					(128,883)	(29,939)		405,000	-	246,178
1DZCLB	PI Clifford Lopate	(1,221)					(2,330)		15,059	83,054	94,562
1DZCMA	PI Chris Mouikis						(3,345)		4,956	615	2,226
1DZCNA	PI Chung-Sang Ng							(6)		6	-
1DZCSA	PI Charles Smith, III	(473)			500	(5,917)	(3,105)		17,493	20,207	28,705
1DZCVA	PI Charles Vorosmarty						(2,796)		6	2,790	-
1DZCWO	PI Colin Ware						(2,165)		3,434	15,958	17,227
1DZCWA	PI Cameron Wake					(180)				365	185
1DZCWB	PI Cameron Wake						(186)			246	60
1DZCXA	GIS Lab				8,836	(11,973)	12,942			45,784	55,589
1DZDC0	PI Dale Chayes								3,686	1,759	5,445
1DZDDA	PI David Divins								1,928	509	2,437
1DZDIS	EOS Discretionary						(997)		997	-	-
1DZDJA	Pi Jia Deng						467		642	10,233	11,342
1DZDLA	PI Dacheng Lin					(5,510)	(1,388)		5,709	4,270	3,081
1DZDVA	PI Doug Vandemark					(577)	(14,692)		24,014	127,626	136,371
1DZDVB	PI Daniel Verscharen						(3,051)		3,508	1,456	1,913
1DZDWA	PI Joseph Dwyer	(8,987)				(50,518)	(9,594)		69,819	96,219	96,939
1DZEHA	PI Erick Hobbie					(781)	(109)			2,267	1,377
1DZELA	PI Eric Lund									1,515	1,515
1DZEMA	PI Eberhard Mobius					(8,270)	(1,894)		15,123	1,874	6,833
1DZEOR	Earth Ocean and Space Return								1,250,218	-	1,250,218
1DZEOS	EOS Projects									50,000	50,000
1DZESR	Earth Systems Research Ctr. Return								308,445	-	308,445
1DZFKA	PI Fabian Kislak					(9,481)	(149,528)		505,970	-	346,961
1DZFRA	PI Fay Rubin					(38,758)	(4,452)		10,791	121,284	88,865
1DZFRM	EOS Freezer Repair and Maintenance						(48)			226	178
1DZFWW	Forest Watch Workshops									59	59
1DZGM0	PI Giuseppe Masetti									887	887
1DZGSR	Gulf Surveyor Rates				9,804	(2,994)	(2,482)		1,000	1,185	6,513
1DZHFA	PI Hui Feng						(50)			9,238	9,188

UNIVERSITY OF NEW HAMPSHIRE DURHAM
DETAILED SCHEDULE OF REVENUES, EXPENSES, AND TRANSFERS
FOR THE YEAR ENDED JUNE 30, 2019

Fund	Fund Title	Net Student Tuition	Grant Revenue¹	Auxiliary Revenue	Appropriations & Other Revenue	Employee Compensation	Supplies and Services	Other Expenses	Transfers In/(Out)	Beginning Fund Balance 06/30/2018	Ending Fund Balance 06/30/2019
1DZHKA	PI Harold Kucharek	(945)				(4,042)	(3,056)		8,401	9,678	10,036
1DZHMB	PI MEGHAN HOWEY						(1,179)		1,710	772	1,303
1DZHSA	PI Harlan Spence	(1,418)				(88,193)	(46,316)		46,555	135,721	46,349
1DZJCB	PI James Connell						(4,405)		4,527	58,663	58,785
1DZJD0	PI Jennifer Dijkstra						(818)		5,964	23	5,169
1DZJDC	PI Jack Dibb					(32,018)	(2,719)	(204)	14,914	108,098	88,071
1DZJHC	PI John Hughes Clark						(7,233)		7,535	1,325	1,627
1DZJJA	PI Jennifer Jacobs					(92)	(1,066)		61,093	-	59,935
1DZJMA	PI Jennifer Miksis Olds	(2,875)					(9,347)		22,819	9,361	19,958
1DZJMB	Miksis-Olds CORE IWG									2,417	2,417
1DZJNA	PI Jonathan Niehof								86	40	126
1DZJPA	PI James Pringle						(125)		1,783	1,612	3,270
1DZJPD	PI Jonathan Pennock - Sea Grant					(6,504)	(3,754)		7,330	5,293	2,365
1DZJPZ	PI Jean Perez								-	-	-
1DZJRA	PI James Ryan						(2,001)		3,995	864	2,858
1DZJRR	PI Joachim Raeder	(473)					(8,664)		8,635	776	274
1DZJSA	PI Joseph Salisbury	(945)				(886)	(5,016)		15,715	88,364	97,232
1DZJSB	PI Joseph Souney									506	506
1DZJXA	PI Jingfeng Xiao					(9,539)	(6,124)		10,236	6,715	1,288
1DZJZA	PI Jichun Zhang								6,124	-	6,124
1DZKDB	PI Katharine Duderstadt						(30)		759	240	969
1DZKGA	PI Kai Germaschewski						(335)		5,985	24,616	30,266
1DZKJ1	PI Kevin Jerram									431	431
1DZKJA	PI KATIE A. JENNINGS								542	-	542
1DZKZA	PI KAI ZIERVOGEL					(3,187)	(1,150)		8,762	4,796	9,221
1DZLBA	PI Elizabeth Burakowski					(1,117)	(2,160)		5,068	46,924	48,715
1DZLKA	PI Lynn Kistler	(1,418)				(8,192)	(5,646)		10,238	91,565	86,547
1DZLKB	PI Help Account - Linda Kaljanais								(3,949)	3,949	-
1DZLKC	PI Lynn Kistler ARCS					(746)	(24)		20,000	-	19,230
1DZLM0	PI Larry Mayer					(70,122)	(267,846)		189,302	1,798,909	1,650,243
1DZLNA	PI Ningyu Liu	(1,910)				(15,592)	(4,946)		5,370	42,870	25,792
1DZLW0	PI Larry Ward					(7,397)	(240)		5,302	3,368	1,033
1DZMAC	SSC Machine Shop					(212,839)	37,371		174,812	657	1
1DZMCA	PI Michael Chambers						(986)		2,299	133	1,446
1DZMCB	SUGAR KELP - MICHAEL CHAMBERS									29	29
1DZMLA	PI Mark Lessard	(2,855)				(6,120)	(9,853)	(204)	12,006	37,240	30,214
1DZMLB	PI Martin Lee						(1,167)			4,337	3,170
1DZMMA	PI Mary Martin					(3,537)	(854)		3,372	45,730	44,711
1DZMMB	PI Mark McConnell	(1,910)					(5,328)		8,605	4,281	5,648
1DZMMC	PI Mark McConnell					(38,516)	(4,131)		42,647	-	-
1DZMPB	PI Michael Palace					(15,885)	(19,940)		2,237	54,468	20,880
1DZMPC	PI Mark Popecki									1,983	1,983
1DZMRA	PI Michael Routhier									22,632	22,632
1DZMSA	Marine School Administration				4,894	(24,419)	(11,489)			71,830	40,816
1DZMSB	Small Boat Repair and Replacement				5,093		(876)			9,013	13,230
1DZMSC	Coastal Marine Laboratory						655			9,907	10,562
1DZMSD	SMSOE Diving Program				9,799		(11,575)			15,406	13,630
1DZMSE	Marine School Education				83,160	(19,143)	(68,509)		(2,297)	50,695	43,906
1DZMSG	Gulf Challenger Operations				77,818	(15,274)	(68,062)			80,451	74,933
1DZMSL	Shoals Marine Lab Director				54		(1,289)		1,368	46,706	46,839
1DZMSM	SHOALS MARINE LAB ACTIVITIES				25,900	(4,368)	(22,894)		548	14,292	13,478
1DZMSV	SMSOE Vehicles				600		(2,742)			2,483	341
1DZMTB	Mark Twickler					(20,296)	(1,235)		9,200	88,904	76,573
1DZMVA	PI Matthew Vadeboncoeur						(171)		2,250	3,349	5,428
1DZNLA	PI Noe Lugaz	(945)				(1,479)	(11,279)		10,078	24,173	20,548
1DZNSA	PI Nathan Schwadran	(2,855)			19	(8,743)	(36,208)		55,932	153,641	161,786
1DZOM0	Center for Coastal & Ocean Mapping					(90,991)	31,812		835,850	2,891,355	3,668,026

UNIVERSITY OF NEW HAMPSHIRE DURHAM
DETAILED SCHEDULE OF REVENUES, EXPENSES, AND TRANSFERS
FOR THE YEAR ENDED JUNE 30, 2019

Fund	Fund Title	Net Student Tuition	Grant Revenue¹	Auxiliary Revenue	Appropriations & Other Revenue	Employee Compensation	Supplies and Services	Other Expenses	Transfers In/(Out)	Beginning Fund Balance 06/30/2018	Ending Fund Balance 06/30/2019
1AKSTR	Computer Store			794,265		(196,009)	(860,620)		38,078	231,055	6,769
1AKTEL	Telecommunications			71,327		(2,508,747)	3,489,723		(1,047,969)	576,300	580,634
1ALLNG	Faculty Lounge			1,000			(125)			10,145	11,020
1AQCNF	UNH Conference Center									1,203	1,203
1AQDDM	Discretionary Fund for Business Aff						(59)			716	657
1AQHOS	UNH Dining Services			35,787,926		(10,514,559)	(18,521,751)		(6,751,941)	1,995,622	1,995,297
1AQHOU	UNH Housing			53,730,921		(5,419,004)	(30,166,878)		(18,144,882)	5,069,823	5,069,980
1AQMLS	Mail Services			112,490		(377,915)	262,433		3,028	56,471	56,507
1AQOBA	Business Affairs			54,398		(1,730,890)	1,717,198		(40,705)	153,539	153,540
1AQPRN	Printing Services			142,595		(589,708)	420,545		26,587	122,471	122,490
1AQTRN	Transportation Services			5,256,039		(2,031,781)	(1,637,597)		(1,586,365)	959,939	960,235
1ARANM	Animal Care			544		(22,457)	41,887			13,163	33,137
1ARIO2	#N/A									-	-
1ARIO2	InterOperability Laboratory Reserve					(117,385)	(1,409,243)	(156,644)	876,817	1,605,502	799,047
1ARRCC	Research Computing Operating			2,826		(1,005,976)	972,532		28,007	245,119	242,508
1ARUIC	Instrumentation Center			71,439		(52,456)	38,926			33,758	91,667
1ASATH	UNH Intercollegiate Athletics	(2,203,603)		18,833,596		(9,942,150)	(6,479,562)		(227,400)	(3,591,025)	(3,610,144)
1AT001	Ecoline			985,780		(102,138)	10,204,763	(2,375,375)	(8,681,849)	2,039,354	2,070,535
1ATRNT	Facilities Rental Properties			10,746					(10,801)	55	-
1ATSPC	#N/A									-	-
1ATTOW	Telecommunication Towers			156,852			(1,149)		(155,002)	152,542	153,243
1AU001	Auxiliary Bud- Proj Adjs								290,761	(587,549)	(296,788)
	TOTAL AUXILIARY	(2,203,603)	-	149,107,945	-	(46,569,420)	(58,496,549)	(2,532,019)	(38,717,338)	24,841,286	25,430,302
	<u>RESTRICTED GIFTS & ENDOWMENT INCOME</u>										
1G0ADJ	UNH Restricted Gift Adjustments				96,700		1,022,765		(1,119,465)	-	-
1GA005	Grad School Dean Discretionary				16,915		(11,399)		232	10,425	16,173
1GA006	Class of 1954 Endowed Fund				15,442		(12,684)			38,975	41,733
1GA009	Honors Program Gifts				27,461	(2,515)	(20,251)		246	28,529	33,470
1GA010	Faculty Development Fund				25					8,005	8,030
1GA012	Saul O Sidore Lectures				12,600	(2,259)	(9,217)			21,016	22,140
1GA014	Acad Affairs Discretion Gifts									1,718	1,718
1GA015	Visiting Professors Fund									1,392	1,392
1GA016	Arthur K Withcomb Profess				9,083	(4,507)				34,268	38,844
1GA017	Jean Brierly Annual Award				13,746	(2,453)	(7,717)			47,045	50,621
1GA019	1941 Education Enhancement End				11,148	(8,290)				50,290	53,148
1GA021	O'neal Professorship				11,895		(15,519)			84,204	80,580
1GA023	Parents Assoc Acad Enrichment				3,688					3,703	7,391
1GA024	Class of 40 Professorship				21,082	(2,500)	(9,681)			96,781	105,682
1GA025	Ray Macdonald Endowed Schol	(25,130)			25,136					-	6
1GA026	James J Brunelli Memorial Fund				25					1,000	1,025
1GA028	Honors Program/UROP Acct				18,922	(8,670)	(111)			2,127	12,268
1GA029	Charles A. Hopkins Family Fund	(1,800)			1,825					-	25
1GA030	Class of 1944 Professorship				8,070	(5,500)	(1,655)			52,099	53,014
1GA031	Class of 1938 Professorship				8,397	(10,002)	(7,177)			48,945	40,163
1GA033	Send Wildcats Abroad	(6,500)			822				61	9,037	3,420
1GA035	Internal Research Opportunity				500					2,637	3,137
1GA036	The Writing Fellows Program									363	363
1GA037	Class of 1959 Fund for Excellence				11,416		(16,632)			5,774	558
1GA038	Learning Lab Development Fund									60	60
1GA040	Teaching Excellence				802					2,074	2,876
1GA041	Yale-Maria Endowed Fund	(2,000)			1,648					14,478	14,126
1GA042	Elizabeth L Knowles UROP/Honors				8,967		(12,314)			4,677	1,330
1GA043	Donald J Wilcox Fellowship Fund				1,966					1,088	3,054
1GA044	Dorothy P Oneil 42 Endowed Fund				1,872		(3,564)			3,584	1,892
1GA045	UNH Parents Assn UROP Endowmen				3,017		(4,500)			1,789	306
1GA046	Class Of 57 CIE Endowment	(3,500)			2,401					10,900	9,801

UNIVERSITY OF NEW HAMPSHIRE DURHAM
DETAILED SCHEDULE OF REVENUES, EXPENSES, AND TRANSFERS
FOR THE YEAR ENDED JUNE 30, 2019

Fund	Fund Title	Net Student Tuition	Grant Revenue¹	Auxiliary Revenue	Appropriations & Other Revenue	Employee Compensation	Supplies and Services	Other Expenses	Transfers In/(Out)	Beginning Fund Balance 06/30/2018	Ending Fund Balance 06/30/2019
1GA048	K.v. Dey Family Fund				6,927		(10,495)			15,484	11,916
1GA049	1949 Fund for Student Support	(1,200)			10,435					-	9,235
1GA050	Gerald & Jane Ellsworth Fund	(7,000)			7,232		(1,000)			5,630	4,862
1GA051	Next Horizon Faculty Support				2,651					31,572	34,223
1GA052	Next Horizon Learning Tools				2,269				(32,300)	30,031	-
1GA053	Next Horizon Academic Programs				2,911					38,172	41,083
1GA054	Tyco Fellowship/Ocean Mapping	(68,563)			50,751	(64,083)	(4,864)			307,142	220,383
1GA055	Robert J Connors Memorial Fund						(160)			160	-
1GA057	Mckerley Chair in Health Econ				79,882	(23,848)				80,035	136,069
1GA058	Media Resources Fund									34	34
1GA059	Orientation									655	655
1GA061	Husch International Scholarship	(5,000)			5,824					7,226	8,050
1GA062	Rogers Family Undergrad Research				12,161		(22,859)			10,735	37
1GA066	Paul International Research				2,375		(2,060)			1,614	1,929
1GA067	Endow for Internatl Studies	(4,900)			4,816		(1,000)			4,108	3,024
1GA069	1952 Internat'l Research Fund				8,504		(5,549)			9,747	12,702
1GA070	David Long Memorial Scholarship	(4,900)			4,917					-	17
1GA076	Noonan International Research Fund				27,550		(34,579)			51,252	44,223
1GA079	Robert LeBlanc Memorial Fund	(3,500)			2,014					4,394	2,908
1GA080	Leitzel Center for Math, Sci, & Eng				107,683	(191,837)	(19,322)			103,646	170
1GA081	Rand Undergraduate Research Fund				2,294		(3,000)			1,312	606
1GA084	Hills Memorial Science Scholarship	(22,100)			22,115					-	15
1GA085	Scott Chadwick Memorial Scholarship	(1,050)			1,568					-	518
1GA086	Carl M. Gahan '53 Scholarship Fund	(99,470)			99,488					-	18
1GA087	HCUR (Cogswell) Endowment p/o Fund				21,478		(30,514)			10,071	1,035
1GA088	Nursing Lev Loan Scholarsip Fund	(2,950)								2,950	-
1GA089	Beaupre Entrepreneurial Scholarship	(12,080)			7,785					8,351	4,056
1GA091	Jackson Endowed Scholarship Fund	(10,000)			9,525					6,806	6,331
1GA093	Hamel Center for Undergraduate Rese				376,810	(143,804)	(386,489)		(14,459)	199,101	31,159
1GA096	Beyersdorf Fund for Internat'l Rsrc				3,944		(5,209)			2,526	1,261
1GA097	1985 & 1986 Leadership Scholarship	(1,000)			1,140					-	140
1GA098	Charles Harvey Hood Maintenance				12,424		(11,941)		(78,000)	146,233	68,716
1GA100	Health Education Misc Gifts								10	453	463
1GA101	Wellness & Sustainability				532					395	927
1GA140	Ann W Hart Fund for Internat'l Stud	(1,000)			1,577					5,159	5,736
1GA141	Diversity Network Program Gift Fund									667	667
1GA142	Atkinson-Woodbury Family Scholarshi	(2,530)			2,538					-	8
1GA143	Shulman Prof - European & Holocaust				4,745		(4,847)			102	-
1GA146	Holly Peterson Breeden '73 Scholars	(1,000)			1,327					-	327
1GA147	Danielle M Thompson Memorial Fund	(1,000)			1,178					3,701	3,879
1GA148	The Hamel Scholars Program	(1,176,231)			701,912	(3,263)	(1,763)			994,999	515,654
1GA149	Fund for African Development				1,321					1,556	2,877
1GA150	Gerald & Dorothy Smith ROTC Schol	(3,000)			2,424					1,756	1,180
1GA151	Earl & Ethel Handly Faculty Endowmn				37,157	(21,680)				30,812	46,289
1GA153	Robert & Ann Chase Faculty Fund				15,774	(1,975)	(4,489)			10,747	20,057
1GA154	Class of '49 CIE Award-Lamson	(1,000)								1,000	-
1GA155	UNH Undergraduate Book Fund				300		(281)			3,273	3,292
1GA156	Study, Internships, Service Abroad				740				40	9,785	10,565
1GA157	International Schol. & Support				1,180				381	5,361	6,922
1GA158	Patricia M. Flowers '45 Scholarship				9,114		(15,334)			6,547	327
1GA160	URC Gift Fund				1,000		(4,381)			4,851	1,470
1GA161	URC Gifts: Parents Grants-Other						(2,422)			11,333	8,911
1GA162	Cole Neurosci -Behavior Fac. Resrch				12,876	(8,292)	(14,094)			23,059	13,549
1GA163	Fish'58 Student Opportunities Schol				2,440					137	2,577
1GA164	Robert Mennel Univ. Honors Program					(5,650)	(315)			5,965	-
1GA165	Lamprey Prof. in Climate & Sustain					(39,717)				45,002	5,285
1GA166	Hamel Ctr Undergrad Research Gifts				12,750		(30,951)		176	35,392	17,367

UNIVERSITY OF NEW HAMPSHIRE DURHAM
DETAILED SCHEDULE OF REVENUES, EXPENSES, AND TRANSFERS
FOR THE YEAR ENDED JUNE 30, 2019

Fund	Fund Title	Net Student Tuition	Grant Revenue¹	Auxiliary Revenue	Appropriations & Other Revenue	Employee Compensation	Supplies and Services	Other Expenses	Transfers In/(Out)	Beginning Fund Balance 06/30/2018	Ending Fund Balance 06/30/2019
1GA169	Bill & Becky McGee Scholarship	(11,000)			10,869					663	532
1GA170	Steigerwald Hospitality Mgnt Schol.	(2,738)								2,738	-
1GA171	Ken & Laurie Wilson Hospitality Sch	(5,808)								5,810	2
1GA172	Haas Prof-Sustainable Food Systems				47,641	(53,397)	(8,210)			48,380	34,414
1GA173	NH Farm to School Program				(33,521)	(1,454)	(41,304)			96,515	20,236
1GA174	Class of 1962 Student Enrichment	1,291			2,576		(3,127)			-	740
1GA175	Varley Hospitality Management Schol									20,003	20,003
1GA176	Kevin Knarr '91 Scholarship Fund	(4,000)			2,072					3,148	1,220
1GA177	George Walker Jaffurs Scholarship				2,630					4,391	7,021
1GA178	Kendall Region - Food Solutions NE				220,000	(53,535)	(98,050)			28,770	97,185
1GA179	UNH Sustainability Institute				30,967	(22,892)	(11,353)		66	38,233	35,021
1GA181	Carsey School for Public Policy				334,093	(284,446)	(1,531)		(500)	396,148	443,764
1GA182	Janes Trust for NH Food Strategy						(3)			3	-
1GA183	Pierce Food Solutions New England						(4)			4	-
1GA184	Sand Dollar - Food Solutions N.E.					(23,466)	(7,397)			52,238	21,375
1GA185	SI Climate Fellows Program				41,590	(30,051)	(2,446)		48,902	148	58,143
1GA186	The Laurhammer Family Scholarship	(8,000)			12,977					-	4,977
1GA187	Stanley Hamel Traveling Fellowship				4,000					-	4,000
1GA188	Merck-Food Solutions New England				100,000	(116,764)	(63,861)			175,098	94,473
1GA189	Emeriti Council Student Initiative				16,200		(21,026)			116,124	111,298
1GA191	Brig Gen Bouchard '77 Scholarship	(1,000)			3,017					-	2,017
1GA192	Jane's Trust-Climate Solutions N.E.				85,000	(66,060)	(839)		(48,902)	30,801	-
1GA194	International Programs				775					3,509	4,284
1GA197	SHARPP Gifts				674		(16,627)			125,137	109,184
1GA198	CarseyFund/Eff.Families&Communities				340,390	(500,140)	(4,875)			701,700	537,075
1GA199	Carsey-Misc. Gift Fund				81,845	(71,709)	(615)		736	77,677	87,934
1GA200	Carsey School Summer Fellowship					(4,336)	(440)			12,620	7,844
1GA216	Financial Innovations Roundtable				27,500	(32,827)	(5,302)			11,653	1,024
1GA220	Stonyfield Entrepreneurship Inst									1	1
1GA221	Residential Life Gifts				30		(2,303)			2,303	30
1GA226	MACDPP Scholarship-Carsey Institute									1	1
1GA231	Carsey-Social Enterprise Impact Fnd				50		(17)			16	49
1GA242	Carsey - NH Listens Gifts	(326)			58,815	(20,526)	(6,920)			15,779	46,822
1GA247	Carsey-Sustainable Microfinance &				150		(2,950)			42,844	40,044
1GA248	STEM - Teachers' Collaborative					(19,854)				23,724	3,870
1GA249	MacArthur-Community Health						(345)			345	-
1GA251	UNH Analytics Program				500				61	400	961
1GA253	Carsey School MPP Scholarship Fund									45,850	45,850
1GA255	HNH - F2S - Beacon Community Fund					(5,854)	(6,368)			12,223	1
1GA256	Mel Rines '47 Fellowship Fund	(4,250)			4,242					8,524	8,516
1GA257	Office of Community Standards Gifts						(5,822)			12,589	6,767
1GA258	NHCF - F2S - Beacon Community Fund				75,000	(73,343)	(3,205)			4,604	3,056
1GA260	NH Food Alliance Challenge				66,604	(16,726)	(10,455)		73	2,888	42,384
1GA261	PAWS				1,110				207	2,534	3,851
1GA262	The Washington Center Program				221				105	1,043	1,369
1GA264	FITSI									450	450
1GA265	Mid-Course Assessment Process (MAP)									376	376
1GA266	UNH Campus Ministry Gifts						(250)			250	-
1GA267	Volunteer Gifts						(980)			979	(1)
1GA268	Wildacts Theatre									378	378
1GA269	Career & Prof. Success Initiative				514		(44,675)		96	44,065	-
1GA270	Wiatrowski-Madsen-Internat'l Serv.				882					3,000	3,882
1GA271	Carsey - Vulnerable Family Research					(3,459)	(240)			3,705	6
1GA272	NRESS PhD Program						(961)		1,815	146	1,000
1GA273	Class of 1966 Scholarship Fund	(1,000)			2,639					2,594	4,233
1GA274	Faculty Excellence & Engagement				3,846		(1,817)		(242)	7,684	9,471
1GA275	CONNECT Program				450					800	1,250

UNIVERSITY OF NEW HAMPSHIRE DURHAM
DETAILED SCHEDULE OF REVENUES, EXPENSES, AND TRANSFERS
FOR THE YEAR ENDED JUNE 30, 2019

Fund	Fund Title	Net Student Tuition	Grant Revenue¹	Auxiliary Revenue	Appropriations & Other Revenue	Employee Compensation	Supplies and Services	Other Expenses	Transfers In/(Out)	Beginning Fund Balance 06/30/2018	Ending Fund Balance 06/30/2019
1GA276	Angell - Food Solutions New England				60,000	(4,878)	(54,228)			48,148	49,042
1GA277	Carsey - Savings Group Research					(3,687)	(24,755)			35,503	7,061
1GA278	Parent's Association Fund						(37)			9,242	9,205
1GA279	Parent's Assoc. Student Enrichment				56,530				(45,304)	7,638	18,864
1GA280	Diversity and Inclusion				20		(663)		(500)	4,591	3,448
1GA281	Class of 1967 Internship Fund				2,663	(2,436)				-	227
1GA282	Nordblom Family Fund				4,026					-	4,026
1GA283	Eve & Leo Pierce, Jr. Food Systems				15,000	(3,285)				2,611	14,326
1GA284	Maj. Murray Smith '55 USAF Schlrs				441					575	1,016
1GA285	Newman's Integrated Solutions									-	-
1GA286	Discovery Program									150	150
1GA287	Victor Benassi Fund						(2,685)			4,000	1,315
1GA288	ROTC Scholarship Fund				10,000				2,425	-	12,425
1GA289	Balomenos - Undergraduate Research				1,500		(1,500)			-	-
1GA291	J. Gregg Sanborn Enrichment Fund				200				18,899	-	19,099
1GA292	Garfield-Food Solutions New England				65,000	(5,628)	(19,864)			-	39,508
1GA293	Inn Between				2,010					-	2,010
1GA294	Ctr for Social Innovation & Enterpr				52,328					-	52,328
1GA295	Center for Academic Resources				180					-	180
1GA296	Graduate Student Senate						(1,368)		2,080	-	712
1GA297	Carsey-Leadership Learning Exchange				20,000		(5,484)			-	14,516
1GA400	Dane Writing Across the Curriculum	(4,000)			2,280					3,632	1,912
1GA401	Emergency Student Loan Fund									4,067	4,067
1GA402	Johnson '84 & Broderick Family Fund				5,000	(17,361)				16,315	3,954
1GA403	Treat Community & Civic Engagement				30,000	(17,386)	(787)			24,641	36,468
1GA404	The Hamel Scholars Program Admin				46,436	(28,273)	(11,613)			41,771	48,321
1GA405	MOS:DEF				161				4,112	-	4,273
1GA406	Meldrum Family Food Systems				40,000	(10,797)				-	29,203
1GAADV	UACC Misc Gifts				50	(61)				7,420	7,409
1GADSS	Student Access. Services Gift				50					2,715	2,765
1GAFSF	Food Solutions New England						(7)			7	-
1GAGEN	BUDGET ONLY Other Gift AA									-	-
1GALEX	Dr Alexander Teaching Exc Fund				31,939	(24,498)				341,563	349,004
1GAROT	Air Force ROTC Booster Club Fund				100		(221)			793	672
1GARTC	ROTC Chapter Fund	(10,600)			13,680		(2,054)		(1,224)	7,707	7,509
1GAS27	Kendall - NH Farm to School Program				100,000	(1,790)	(13,679)		(3,000)	-	81,531
1GASAN	Smith Sanborn Lecture Series				1,073					24,222	25,295
1GASUS	Office of Sustainable Living Educ				582,511	(413,580)	(41,529)			232,432	359,834
1GAWCT	Writing Center Misc. Gifts	(2,000)			20					2,074	94
1GB000	Agricultural Alumni Associatio	(1,200)			1,046					1,006	852
1GB001	Robert P Ahern Memorial Schola	(4,000)			3,679					1,237	916
1GB002	Edward Cass Adams Fund	(1,200)			1,157					684	641
1GB004	Burnham Homestead Maint				22,445		(5,839)	(684)		98,598	114,520
1GB005	Conant Scholarship Fund	(11,500)			8,839					8,417	5,756
1GB006	David W Drew Memorial Scholars	(2,000)			1,523					7,309	6,832
1GB007	Clyde & Isabelle Eaton Scholar	(2,000)			1,988					81	69
1GB008	Andrew L Felker Scholarship	(500)			548					1	49
1GB009	Paul Gilman Memorial Scholarsh	(850)			386					467	3
1GB010	Stephen W & Helen H Dyer Schlr	(3,500)			3,716					24	240
1GB011	Kenneth R Fowler Scholarship	(6,000)			2,564					6,717	3,281
1GB012	Hubbard Poultry Fellow As H194				6,936					67,195	74,131
1GB013	Kenneth L Issacs Scholarship	(4,000)			1,326					3,597	923
1GB014	Norman Hubbard Scholarship	(1,000)			271					783	54
1GB015	Norma Ikawa Scholarship Fund				1,281					166	1,447
1GB016	Thomas W Keller Memorial Schol	(2,000)			1,057					977	34
1GB017	Lord Scholarship	(148,000)			66,915					123,454	42,369
1GB018	Basil H. & Alice V. Johnson En	(2,000)			2,121					80	201

UNIVERSITY OF NEW HAMPSHIRE DURHAM
DETAILED SCHEDULE OF REVENUES, EXPENSES, AND TRANSFERS
FOR THE YEAR ENDED JUNE 30, 2019

Fund	Fund Title	Net Student Tuition	Grant Revenue¹	Auxiliary Revenue	Appropriations & Other Revenue	Employee Compensation	Supplies and Services	Other Expenses	Transfers In/(Out)	Beginning Fund Balance 06/30/2018	Ending Fund Balance 06/30/2019
1GB019	Barbara M. Lucier Endowed Memo	(950)			925					49	24
1GB020	Fred W Menns Scholarship Fund				391					1,123	1,514
1GB021	Kenneth S Morrow Scholarship	(1,000)			1,226		(377)			3,555	3,404
1GB023	Plant Science-ford Scholarship				366					841	1,207
1GB024	James A Purington Scholarship				2,145					15,824	17,969
1GB025	Clark L. Stevens Scholarship In	(500)			469					461	430
1GB026	Charles A & Florence Weast Sto	(4,000)			4,971					3,957	4,928
1GB027	Loring V Cy Tirrell Scholar	(2,500)			2,418					2,725	2,643
1GB028	Wachowdon Farm Scholarship				202					584	786
1GB029	Gunnar B Olsson Endowed Schola	(1,000)			969					1,438	1,407
1GB030	TJ DAVIS PRIZE	(300)			66					305	71
1GB031	Charles Harvey Hood Prize	(1,200)			993					888	681
1GB032	C Hilton Boynton Fund	(4,000)			3,376					3,981	3,357
1GB033	Albert H Brown Student Loan Fu	(8,000)			8,355					19	374
1GB034	Crop Protection Institute Fund				1,116					13,636	14,752
1GB035	Ruth E Farrington Fund	(13,750)			57,191		(21,032)			69,187	91,596
1GB036	Albian R Hodgon Mem Fund				832		(1,844)			5,049	4,037
1GB037	Oliver J Hubbard Fund				34,937	(12,103)	(59,802)			190,951	153,983
1GB038	industrial Education Fund				86					2,923	3,009
1GB039	Richard A. Andrews Memorial Aw	(500)			205					1,548	1,253
1GB040	R B Johnston Forestry Memorial	(1,000)			1,051					2,978	3,029
1GB041	Lilac Endowment Fund				1,019					10,116	11,135
1GB044	Daniel M Heath Memorial Schola	(450)			449					37	36
1GB046	George M Moore Scholarship				474					2,029	2,503
1GB047	NE Farm & Garden Scholarship	(6,000)			4,755					2,114	869
1GB048	Dinty Moore Memorial Fund				1,244					1,889	3,133
1GB049	New London Garden Club Scholar	(1,000)			1,750					-	750
1GB050	Lawrence W Slanetz Scholarship	(1,675)			2,285		(3,000)			2,392	2
1GB055	Rollins Fund in Microbiology				4,672		(3,577)			21,707	22,802
1GB056	TSAS Ben Thompson Student Fund	(22,775)			1,885		(3,050)			48,508	24,568
1GB058	College of Life Sciences & Ag.				41,902	(59,526)	(13,184)		(17,782)	138,924	90,334
1GB059	Natural Resources Gift Account	(3,250)			2,020					10,529	9,299
1GB064	S W Cole Enwd Schol Fund	(20,600)			20,670					11	81
1GB066	Dunlop, William R				7,838	(809)	(5,414)			4,607	6,222
1GB068	L W Hawkensen Forestry Sc	(1,000)			875					1,040	915
1GB069	Hubbard Family Endw Chair	(3,836)			238,301	(69,863)	(356,172)		(5,600)	312,446	115,276
1GB070	Weeks Family Fund Ls&a				14,001	(27,091)	(8,241)			28,634	7,303
1GB071	MCBS Research Gifts				848					14,823	15,671
1GB073	Martha & Theodore Frizzell Fnd	(6,000)			5,282					846	128
1GB076	Marty Mitchell Scholar Fund				855					33	888
1GB077	Conrad Award				1,925					11,740	13,665
1GB078	TSAS Alumni Association Fund				165		(233)			5,062	4,994
1GB081	Forest Tech/Clark Donnelley				1,993					18,715	20,708
1GB083	Eric Wilkes Bell Memorial Award				835		(2,000)		299	866	-
1GB085	Caroline Wooster Scholarship	(24,000)			27,821					26,295	30,116
1GB088	TSAS Centennial Fund				7,771	(1,382)	(22,071)			48,257	32,575
1GB089	John E Bachelder Family Scholarship	(22,395)			26,897					39,842	44,344
1GB090	AS O. Hubbard Scholarship Fund	(42,000)			9,992					152,271	120,263
1GB091	DO Elinor Dodge Fund				2,743		(7,846)			27,800	22,697
1GB093	TSAS Horticulture Curr Gifts				50					1,900	1,950
1GB095	TSAS Ecological Garden									117	117
1GB096	Keener Scholarship				1,439					3,241	4,680
1GB097	Tuttle Enviromental Horticul				52,446	(3,145)	(3,469)		(703)	-	45,129
1GB104	Do Blue Seal Feeds Scholarshp									250	250
1GB105	Putnam Memorial Scholarship Fd	(3,400)			3,373					93	66
1GB107	Colsa Undergrad Scholarships	(2,500)			1,920				25	9,685	9,130
1GB108	COLSA Graduate Fellowships									1,779	1,779

UNIVERSITY OF NEW HAMPSHIRE DURHAM
DETAILED SCHEDULE OF REVENUES, EXPENSES, AND TRANSFERS
FOR THE YEAR ENDED JUNE 30, 2019

Fund	Fund Title	Net Student Tuition	Grant Revenue¹	Auxiliary Revenue	Appropriations & Other Revenue	Employee Compensation	Supplies and Services	Other Expenses	Transfers In/(Out)	Beginning Fund Balance 06/30/2018	Ending Fund Balance 06/30/2019
1GB110	CAMIS Fund						(278)			1,076	798
1GB111	Microbiology Grad Fellowships									2,695	2,695
1GB112	Edward F. Landry Memorial Schol	(3,500)			687					6,390	3,577
1GB113	J Raymond Hepler Endowed Fund				9,313		(14,250)		135	4,802	-
1GB114	Callahan Family Scholarship	(3,000)			4,000					610	1,610
1GB116	Foster Scholarship/COLSA	(1,000)			1,523					73	596
1GB118	Avery & Erma Rich Memorial Schol				2,066					2,138	4,204
1GB119	Lou & Lutza Smith Scholarship	(29,500)			23,125					32,493	26,118
1GB120	Grange-Webster Scholarship	(19,320)			4,439					27,741	12,860
1GB121	Dickie Family Scholarship Fund	(29,000)			30,846					85	1,931
1GB122	Oliver Hubbard Biology Endow				125,639	(70,081)			(88,784)	339,739	306,513
1GB123	Herbert Soule Scholarship Fund	(1,500)			1,041					465	6
1GB124	Bearcamp Valley Garden Scholarship	(375)								375	-
1GB133	Dr E Elizabeth French Memorial	(1,800)			1,815					9	24
1GB135	Evelyn Jardine Scholarship	(800)			825					51	76
1GB136	Pamela Low Scholarship Fund	(9,500)			6,357					3,459	316
1GB146	Pest Management Gift Fund				105					509	614
1GB149	Fair Winds Farm Equine Scrlsrp	(2,900)			2,079					911	90
1GB151	Paine Fund for Freshwater Research				5,401	(18,093)	(1,005)			49,382	35,685
1GB152	Nancy Coutu Memorial Scholarship	(500)			450					206	156
1GB157	College Woods Scholarship Fund	(3,000)			2,224					2,156	1,380
1GB158	Zsigray Academic Enrichment Fund				6,309		(12,742)			35,409	28,976
1GB161	Thomas Fairchild Fund for Animal Sc				3,238		(1,020)			4,883	7,101
1GB163	Brown Cedar Research									23	23
1GB164	Marietta & Jane Carr Endowed Fund	(6,000)			6,308					159	467
1GB168	Dairy Calf Research Gift Fund				10,000		(1,619)			1,313	9,694
1GB170	Young Plant Center Gift Fund									1,839	1,839
1GB171	Project SMART Gift Fund				500		(5,000)			5,825	1,325
1GB172	Sawmill Renovation Fund				250		(675)			1,307	882
1GB173	COLSA Entrepreneurial Faculty Dev.									4,614	4,614
1GB176	Woodlands Gift Fund				25					1,402	1,427
1GB178	UNH Organic Dairy Development Fund				75		(9,789)			9,714	-
1GB179	UNH Seagrass Gift Fund									1,454	1,454
1GB182	College Woods Coalition				150					941	1,091
1GB183	NH Veterinary Diagnostic Lab Gifts				50,100		(22,663)			55,630	83,067
1GB184	Charles Schwab's Dairy Nutr Fund				13,000		(11,308)			6,525	8,217
1GB185	Mendum Pond Scholarship Fund									500	500
1GB186	Equine Center Gift Fund				1,312		(1,866)		438	6,082	5,966
1GB187	Edith & Allen Neff Forestry Schlrsh	(2,000)			1,472					3,298	2,770
1GB188	James Byer's 1927 Professorship Awr									2,472	2,472
1GB189	Environmental Sciences Program Fund				415					6,660	7,075
1GB191	Wildlife Ecology Gift Fund				315					958	1,273
1GB192	George Frick Fellowship-Res Econom	(5,000)			2,562					12,078	9,640
1GB194	Karabelas Faculty Development Fund									18,348	18,348
1GB195	Charles E. Warren Memorial Fund				1,316					11,497	12,813
1GB196	Drs Lorus & Margery Milne Scholrshp	(21,000)			19,540					1,594	134
1GB197	Horticulture Gift Fund				4,615		(3,802)			7,072	7,885
1GB198	Spider Research Miscellaneous Gifts									1,096	1,096
1GB200	Development of Instr Materials-Biol									4,420	4,420
1GB201	Carberry '82 Fund- Biological Scien				3,358		(9,750)		(1,000)	17,434	10,042
1GB202	Therapeutic Riding Program Gift Fnd				16,134		(9,424)		372	15,297	22,379
1GB203	Dairy Center Gift Fund				650		(5,122)		100	4,622	250
1GB204	Equine Studies				3,393		(3,067)		210	12,604	13,140
1GB206	Lamprey River Watershed Project									34	34
1GB208	Huntington Family Scholarship Fund				11,265					18,416	29,681
1GB209	Thompson Forestry Scholarship	(625)			2,052					3,213	4,640
1GB211	MCBS Gift Fund				200					3,728	3,928

UNIVERSITY OF NEW HAMPSHIRE DURHAM
DETAILED SCHEDULE OF REVENUES, EXPENSES, AND TRANSFERS
FOR THE YEAR ENDED JUNE 30, 2019

Fund	Fund Title	Net Student Tuition	Grant Revenue¹	Auxiliary Revenue	Appropriations & Other Revenue	Employee Compensation	Supplies and Services	Other Expenses	Transfers In/(Out)	Beginning Fund Balance 06/30/2018	Ending Fund Balance 06/30/2019
1GB212	Lawrence K Smith Natural Res Schol	(2,000)			1,233					6,865	6,098
1GB215	Hubbard Perkins Livestock Education				1,510					9,853	11,363
1GB216	Phelan Family Fund				1,418		(2,862)			7,533	6,089
1GB217	Sudhakar McDevitt-McCann Scholarshp	(2,000)								2,000	-
1GB218	Plant Sciences Scholarship Fund	(5,000)			150					5,600	750
1GB219	Nutrition Scholarship Fund				3					98	101
1GB220	Friblet Marine Research Fund									192	192
1GB222	Cucurbit Breeding Gift Fund						(701)			1,236	535
1GB223	Maddock Gift Fund	(5,900)								5,916	16
1GB224	Gladys Brooks Scholarship Fund	(11,250)			11,204					95	49
1GB225	Biomedical Science Scholarship Fund				1					510	511
1GB226	Shirley & Bob Lake Scholarship	(2,450)			2,484					8	42
1GB227	Lloyd & Edna Heidgerd Endowed Schol	(5,000)			11,507					17,727	24,234
1GB228	David Burdick's '37 Professorship					(4,983)				6,699	1,716
1GB229	David Berlinsky '37 Professorship									195	195
1GB231	Charles F. Marble Scholarship Fund	(57,125)			51,888					7,192	1,955
1GB233	Biological Sciences Gift Fund				3,610	(410)	(242)		150	18,961	22,069
1GB234	NE Cottontail Conservation Project									7	7
1GB235	Vet Tech Program				203		(4,477)			4,477	203
1GB236	Samuel Smith Lectures-Molecular Med									14,414	14,414
1GB237	Anna Catherine Clark Schol - TSAS	(1,050)			1,055					25	30
1GB238	Fred H. Schmidt '52 Scholarship	(3,000)			3,954					5,307	6,261
1GB239	Padi Fndtn-Watson Lobster Research									915	915
1GB240	UNH Bee Lab				825					270	1,095
1GB241	COLSA Internships & Career Fund				22,298	(18,564)	(12,706)			130,582	121,610
1GB243	Lewis Schol -Sustainabilty Studies	(10,000)								25,000	15,000
1GB244	UNH Pilot Brewing Program				75					125	200
1GB246	Friends of UNH Equine Cross Country				13,356		(2,925)		322	27,047	37,800
1GB247	EcoQuest				6,840					250	7,090
1GB248	Fruit Tree Pathology Research									823	823
1GB249	Toxic Aerosols Research					(795)	(5,236)			8,468	2,437
1GB250	Richards Fund for Botanical Studies				(9,850)					10,000	150
1GB251	Richard George 65 Forestry Research				297,354		(3,300)			-	294,054
1GB252	Rescue Ponies at UNH Equine Center				100		(100)			-	-
1GC001	Dept of the Arts Alumni Schol	(700)			745					9,004	9,049
1GC002	Sally Pike Edelman Memorial Aw	(100)			112					26	38
1GC003	German Society of Manch. Schol	(895)			166					730	1
1GC004	Gunst Fund for the Graduate Hi				965		(1,130)			8,330	8,165
1GC005	Foreign Language Study Abroad	(800)			1,002					11,152	11,354
1GC006	Thomas O Marshall Fund				414					9,356	9,770
1GC007	Jean Mattox Memorial Scholarsh	(2,100)			2,128					45	73
1GC008	Richard A Morse Scholarship	(7,300)			7,318					49	67
1GC009	Gary R O'Neal Musical Thea Sch	(2,000)			1,541					1,255	796
1GC010	Adaline W Paul Scholarship Fun	(2,450)			1,081					1,406	37
1GC011	Jani Smith Memorial Scholarshi	(900)			745					460	305
1GC014	Alice M Mitchell English Acct	(3,800)			3,822					27,471	27,493
1GC015	Excellence in Teaching Scholar	(26,000)			3,070					57,571	34,641
1GC016	Traditional Jazz Programming F				70,053	(5,030)	(70,278)			17,477	12,222
1GC018	Russell C Wheeler Internationa				1,041					2,033	3,074
1GC019	Presser Scholarship	(4,000)			4,000					4,000	4,000
1GC020	Annual Counselor Education Pro									155	155
1GC021	Margaret Carson Hubbard Africa									2,294	2,294
1GC023	Winthrop L Carter Gift				2,317		(1,650)			25,448	26,115
1GC024	History Dept Gift Account				184,135	(325)	(14,858)			66,240	235,192
1GC027	Educ Chair Discretionary Gifts				2,307	(1,301)	(1,554)		31	11,568	11,051
1GC028	Friends of the Museum of Art				27,304	(6,788)	(40,695)		(7,396)	224,590	197,015
1GC030	UNH Seacoast Reads				10,853	(1,578)	(3,991)			61,422	66,706

UNIVERSITY OF NEW HAMPSHIRE DURHAM
DETAILED SCHEDULE OF REVENUES, EXPENSES, AND TRANSFERS
FOR THE YEAR ENDED JUNE 30, 2019

Fund	Fund Title	Net Student Tuition	Grant Revenue¹	Auxiliary Revenue	Appropriations & Other Revenue	Employee Compensation	Supplies and Services	Other Expenses	Transfers In/(Out)	Beginning Fund Balance 06/30/2018	Ending Fund Balance 06/30/2019
1GC031	Macarthur/simic Writer's Serie				7,748		(9,642)			16,369	14,475
1GC032	William Nicol	(950)			385					568	3
1GC033	Psychology Department Gifts				1,763		(400)			5,287	6,650
1GC035	Donald Steele Classical Music	(1,150)			707					472	29
1GC037	Women's Study Special Fund	(1,500)			60,957	(18,034)	(7,658)		23	94,987	128,775
1GC038	Sheila Clary Memorial Fund						(682)			5,973	5,291
1GC040	Museum of Art Advisory Board				6,785		(3,610)		(2,800)	16,824	17,199
1GC042	College of Liberal Arts				654,937	(53,787)	(62,406)		5,619	306,572	850,935
1GC044	Lindberg Memorial Scholarship	(1,400)			1,611					9,887	10,098
1GC045	Signal/Religious Studies				2,024					15,217	17,241
1GC046	Signal/History				3,967		(1,621)			6,523	8,869
1GC048	RJ Bernier Scenic Arts Sc	(550)			518					56	24
1GC050	Conover Endowed Fund				2,247	(217)	(1,625)			25,785	26,190
1GC051	Try Special Gifts				5,122					29,898	35,020
1GC052	Haaland Gift Fund in Education				798					13,675	14,473
1GC054	Whitlock Music Scholarship	(750)			533					254	37
1GC058	Friends/Performing Arts									1,158	1,158
1GC061	Friends/Musical Theater				25					1,194	1,219
1GC064	Humanties Challenge 1990				33,292	(60,751)	(670)			111,821	83,692
1GC065	Smyth Gifts				4,950	(1,897)	(1,800)			23,426	24,679
1GC066	Gross Prize in Political Scie						(128)			800	672
1GC068	Theater Misc Gifts				8,405	(9,208)	(109)		31	40,700	39,819
1GC069	Music Misc Gifts				15,409	(5,263)	(5,750)		1,394	103,156	108,946
1GC070	The Arts Misc Gifts				2,785					14,881	17,666
1GC071	Classics Misc Gifts				635		(264)			6,595	6,966
1GC072	English Misc Gifts				8,994	(1,001)	(45)		22	78,546	86,516
1GC073	Languages, Literature & Culture				655		(182)			2,945	3,418
1GC074	German Misc Gifts									351	351
1GC075	Philosophy Misc Gifts				930		(190)			483	1,223
1GC076	Political Science Misc Gifts				8,286		(5,840)		3,300	15,492	21,238
1GC077	Russian Misc Gifts	(500)								2,508	2,008
1GC078	Sociology Misc Gifts				1,319		(896)			10,176	10,599
1GC079	Anthropology Misc Gifts				24					330	354
1GC080	Spanish Misc Gifts				202		(79)			4,625	4,748
1GC081	Gifts-geography				355		(50)			85	390
1GC082	Ann Pazo Mayberry Fund	(1,500)			1,809					11,819	12,128
1GC084	Rm Ford End Writing Award	(400)			582					1,533	1,715
1GC086	Grant Carlson Endow Prize Fund	(750)			769					16	35
1GC087	Thomas Williams Memorial Fund	(500)			566				31	2,476	2,573
1GC088	Study of Music	(800)			509					294	3
1GC089	J H Hanhisalo Music Scholar	(1,000)			400					1,815	1,215
1GC090	Hanhisalo Contemporary Music				200	(434)	(400)			2,196	1,562
1GC091	Louise Harwell Rogers Piano Sc	(1,400)			938					508	46
1GC092	Malcolm & Virginia Smith Prize				745		(750)			5	-
1GC094	Lucha-Burns Musical Theatre Endowmn				6,539	(2,561)	(1,272)			17,173	19,879
1GC096	John D. Batcheller Mem Fund	(1,700)			1,639					79	18
1GC097	Theater Educational Endowment	(3,250)			3,120		(854)			8,300	7,316
1GC099	Humanities Center Gifts				275					6,215	6,490
1GC101	Elizabeth N Ladd Fund for Musi				8					251	259
1GC103	Donald Murray Journalism Lab				50					10,725	10,775
1GC106	Winchester Wood Mem Schol Musi	(15,000)			8,564					7,426	990
1GC107	Communications Dept Gifts				765		(5,335)		1,000	9,986	6,416
1GC108	Lucinda & Melvin Smith English	(500)			686					3,004	3,190
1GC109	Humanities Program Gifts				25		(24)			1,814	1,815
1GC116	Donald Graves Fellowship Fund									4,935	4,935
1GC117	Arnold S Linsky Graduate Fund				676					1,059	1,735
1GC125	Cola Undergrad Scholarships	(35,125)			15,760					65,590	46,225

UNIVERSITY OF NEW HAMPSHIRE DURHAM
DETAILED SCHEDULE OF REVENUES, EXPENSES, AND TRANSFERS
FOR THE YEAR ENDED JUNE 30, 2019

Fund	Fund Title	Net Student Tuition	Grant Revenue¹	Auxiliary Revenue	Appropriations & Other Revenue	Employee Compensation	Supplies and Services	Other Expenses	Transfers In/(Out)	Beginning Fund Balance 06/30/2018	Ending Fund Balance 06/30/2019
1GC126	Cola Graduate Fellowships					(5,420)				14,270	8,850
1GC127	Shatterly Fund for Education				2,557					8,611	11,168
1GC128	Shatterly Fund for Poli Sci	(9,000)			5,056					11,364	7,420
1GC130	JW Hatch Art Faculty Dev Fund						(649)			4,700	4,051
1GC131	Rutman Grad Fellows-history					(1,150)				1,287	137
1GC133	Pitavy Scholarship Fund	(400)			485					2,841	2,926
1GC136	Justice Works Misc Gifts									120	120
1GC138	William L Dunfey History Prof				25,001	(15,501)	(47,912)			126,519	88,107
1GC139	Z.dorson Endowed Fund-humaniti				29,778	(31,999)				3,983	1,762
1GC140	Theodore "Tad" Ackman Jr Scholorshi	(150)			232					784	866
1GC141	Jessie Potter Beck End Schl	(4,850)			3,374					1,506	30
1GC142	Peterson Carsey Theatre/dance				8,141	(5,818)				10,873	13,196
1GC143	RB and CB Kimball Fac Fellowsh				2,341	(1,626)	(731)			12,074	12,058
1GC144	Edmund G Miller Fund-English				9,843		(5,907)			27,550	31,486
1GC145	Miller Phi Bta Kappa Award	(3,878)			2,218					2,958	1,298
1GC146	John Hatch Fellowship Fund				897		(300)			13,815	14,412
1GC147	Jack Richardson Fund						(2,015)			2,015	-
1GC149	Stuart Palmer Book Fund									1,068	1,068
1GC150	Tad Akman Jr-Communication Sch				232					277	509
1GC151	John C Rouman Classical Lectur				9,391		(13,801)			22,439	18,029
1GC152	Arthur J Mirabile Scholarship	(1,450)			1,395					104	49
1GC153	Class of 1958 Music Fund				3,754		(5,295)			19,315	17,774
1GC154	Raitt-Wilson Music Scholarship	(9,500)			3,977					9,146	3,623
1GC155	Tommy Gallant Scholarship Fund	(8,000)			5,281					6,218	3,499
1GC156	John Rouman Scholarship Fund	(1,500)			1,483					1,671	1,654
1GC158	Terry-Seiler-Verrette Fund				57,306	(20,261)	(46,793)			30,582	20,834
1GC159	Timothy Rogers Scholarship	(13,150)			3,937					23,508	14,295
1GC160	Coe-Hall Deans Scholarship				2,633					8,510	11,143
1GC161	Lubow Memorial Scholarship	(750)			562					2,078	1,890
1GC162	Leland Fund for Performing Art				3,091					3,880	6,971
1GC163	Miriam Carlson Memorial Fund	(600)			501					813	714
1GC164	John T Holden Memorial Fund				4,308	(243)	(3,343)			18,500	19,222
1GC165	Journalism Prize Gift				1,069					217	1,286
1GC166	Rines Art Exhibition Fund				2,644		(9,880)			10,208	2,972
1GC169	Edmund Miller Art Collection				14,893		(21,027)			75,695	69,561
1GC170	Killam Humanities Scholarship	(4,500)			2,712					5,741	3,953
1GC171	Mary H Blum End Lecture Series				2,322		(789)			19,803	21,336
1GC172	Cleveland Howard Choral Music				1,041		(1,621)			8,811	8,231
1GC173	Endowed Fund for Holocaust Educatio				8,723		(4,296)			35,209	39,636
1GC174	Jeanne Brandon Fund for Music				6,990					16,660	23,650
1GC176	William Annis Fund for Occup Educ				341					3,388	3,729
1GC177	Endowed Fund for Holocaust Educatio				1,429					4,501	5,930
1GC178	Michael Kelly Journalism Scholarshi	(1,200)			1,843					3,741	4,384
1GC179	Paul Chair in Psychology				105,000	(105,134)				(104,862)	(104,996)
1GC180	Michael DePorte Eng Dept Book Fnd				1,247		(831)			4,492	4,908
1GC181	Michael DePorte Memorial Scholarshi	(800)			1,273					969	1,442
1GC185	Donald Murray Visiting Journalist P				3,531	(150)	(2,931)			13,100	13,550
1GC186	Center for New England Culture End				2,007		(1,736)			9,608	9,879
1GC189	William Wallace Memorial Fund						(647)			1,738	1,091
1GC190	Dawkins Prize in Creative Writing	(3,000)			1,681					5,625	4,306
1GC191	Gilberg Davenport Theatre Scholarsh	(1,450)			1,372					292	214
1GC192	Sargent Endowed History Scholarship	(3,500)			3,786					3,779	4,065
1GC193	Patricia Woodbury Memorial Fund	(1,500)			1,241					1,883	1,624
1GC194	Katharine C & Charles H Sawyer Quas				2,161					3,627	5,788
1GC195	John C Edwards Theatre Scholarship	(2,750)			2,830					24	104
1GC196	John Hanlon Memorial Scholarship	(200)			425					798	1,023
1GC197	Dion Janetos '39 Fund-Hellenic Stud	(2,650)			3,993		(138)			7,687	8,892

UNIVERSITY OF NEW HAMPSHIRE DURHAM
DETAILED SCHEDULE OF REVENUES, EXPENSES, AND TRANSFERS
FOR THE YEAR ENDED JUNE 30, 2019

Fund	Fund Title	Net Student Tuition	Grant Revenue¹	Auxiliary Revenue	Appropriations & Other Revenue	Employee Compensation	Supplies and Services	Other Expenses	Transfers In/(Out)	Beginning Fund Balance 06/30/2018	Ending Fund Balance 06/30/2019
1GC198	Hoffenberg Fund for Liberal Arts				3,677	(10,840)	(300)			19,388	11,925
1GC199	William & Laura Hooper Endowed Fnd	(5,000)			3,114					10,654	8,768
1GC200	Project Search				15,000		(16,544)			38,457	36,913
1GC201	Alberta Johnson '32 Dance Endowment				50					5	55
1GC202	Steelman History Fellowship Fund				5,184	(4,725)	(2,237)			21,662	19,884
1GC203	Rebecca Jane Lang '04	(1,700)			1,692					32	24
1GC204	Frederick Gates Music Scholarship	(1,800)			995					826	21
1GC208	Summer Youth Music School Gifts				150		(14,975)			30,625	15,800
1GC210	Rae Martin Emmett Scholarship	(49,000)			19,000					63,000	33,000
1GC211	Natalie S Jacobson Journalism Schol	(1,000)			1,345					1,027	1,372
1GC212	Dr Samuel Hughes '68 Scholarship	(23,000)			17,458					11,036	5,494
1GC213	Carney Resrch-Literacy & Childr Lit				3,558		(2,562)			19,013	20,009
1GC214	Edwin and Mary Scheier Fund	(186,310)			98,494					270,724	182,908
1GC215	Mock Trial Program Gift Fund				4,034		(3,315)		225	34,055	34,999
1GC217	Capt Benjamin Keating Memorial Fund	(1,300)			1,663					2,375	2,738
1GC219	Frederick Hyde Hibberd 88 Scholrshp	(6,000)			5,561					20,147	19,708
1GC221	Hayes Professorship				73,256	(54,539)	(14,390)			280,349	284,676
1GC222	Mary Petrella '57 Schol-English Lit	(2,500)			2,514					11,601	11,615
1GC223	Blanche C Bailey Fund	(3,100)			1,798					1,349	47
1GC224	Ursula Daley '93 Women's Studies Sc	(1,000)			1,610					3,924	4,534
1GC225	Don Murray Memorial Scholarship	(1,500)			1,819					2,511	2,830
1GC227	Daniel Hertz '50 Endowed Fund	(3,250)			3,108					568	426
1GC228	Woodward Internat'l Drama & Dance				5,000					4,765	9,765
1GC230	Angelo Kontarinis History Fund						(1,359)			1,481	122
1GC233	Family Research Lab Project Fund				1,000					10,665	11,665
1GC234	CHI Misc Gift Fund	(5,200)			5,450		(1,514)			8,442	7,178
1GC235	Balderacchi Study of Art in Italy	(5,500)			4,575					2,349	1,424
1GC236	John Edwards University Prize Plays	(2,125)			5,000					1,542	4,417
1GC237	NH Civic Health Index Fund						(6)			6	-
1GC238	UNH Music Scholarship Fund	(7,000)			250					8,020	1,270
1GC240	Confucius Institute Gift Fund				8,300					205	8,505
1GC241	McLean Fund - Journalism Excellence				9,049	(108)	(14,222)			27,563	22,282
1GC243	RGSCP Fund				223,147	(149,690)	(41,313)			117,687	149,831
1GC244	Peters Professorship in Education				33,069	(23,090)	(9,254)			1,686	2,411
1GC245	MFA Program Gift Fund					(1,971)				1,971	-
1GC246	Rutman Distinguished Lecture Series				25,000					29,074	54,074
1GC248	UNH Arts Initiative Fund				18,000		(4,879)			38,031	51,152
1GC249	Music Initiatives Fund				1,401					5,074	6,475
1GC250	B. Thomas Trout Scholars Fund	(6,550)			2,362					13,500	9,312
1GC251	Daniel Valenza Art Scholarhsip Fund				2,152		(2,467)			4,719	4,404
1GC252	Koch Family Schol. - Humanities	(5,500)			5,235					7,460	7,195
1GC253	Woodward-Pipeline to the Profession				6,500		(9,000)			2,500	-
1GC254	England Fund for the Museum of Art									10,730	10,730
1GC255	Prof Donald Steele Music Research						(3,867)			35,045	31,178
1GC256	Women's Studies Scholarship Fund	(1,000)								1,728	728
1GC257	Richard & Miriam Cook Family Schol.	(5,000)			2,430					7,240	4,670
1GC258	Italian Studies Gift Fund						(82)			1,832	1,750
1GC259	Patricia Power MFA Writing Program				6,200		(4,017)			6,842	9,025
1GC260	Prevention Innovations Gift Fund				2,104		(1,305)		(2,242)	1,443	-
1GC261	UNH Community Literacy Center	(17,643)			20	(135,273)	(11,947)			521,329	356,486
1GC262	Nguyen '63 History Fellowship Fund				3,742		(1,077)			6,664	9,329
1GC263	Barbara Anne White Scholarship Fund	(4,000)			1,325					4,250	1,575
1GC264	Davis '64 Fund for Science History				2,247		(3,299)			1,052	-
1GC265	Robertson Music Fund				225					322	547
1GC267	Dr. Lawrence Rosenfield Scholarship	(5,000)								5,000	-
1GC268	uSafeNH				13		(367)		(1,482)	1,837	1
1GC269	UNH Concert Choir Fund									2,136	2,136

UNIVERSITY OF NEW HAMPSHIRE DURHAM
DETAILED SCHEDULE OF REVENUES, EXPENSES, AND TRANSFERS
FOR THE YEAR ENDED JUNE 30, 2019

Fund	Fund Title	Net Student Tuition	Grant Revenue¹	Auxiliary Revenue	Appropriations & Other Revenue	Employee Compensation	Supplies and Services	Other Expenses	Transfers In/(Out)	Beginning Fund Balance 06/30/2018	Ending Fund Balance 06/30/2019
1GC270	Psychology Graduate Support				1,000				31	10,704	11,735
1GC271	Arlene Kies Enrichment for Piano				3,656		(3,277)			232	611
1GC272	Chesley Family Fund				4,709		(1,153)			558	4,114
1GC273	Jack and Louise Harris Fund				834					424	1,258
1GC274	Justice Studies Program				18,232		(1,480)		75	24,105	40,932
1GC275	Mary Frances Kiley Scholarships	(5,000)								22,300	17,300
1GC276	Janet Ann Christie '71 Scholarship	(63,000)								100,000	37,000
1GC277	Newkirk Family Fund				2,000		(750)			1,000	2,250
1GC279	Andrea Coville '82 Fund				5,000	(1,473)	(420)			-	3,107
1GC280	Aronson Experiential Learning				5,000					-	5,000
1GC281	Crimes Against Children Research Ct				100,000	(62,706)	(70)			-	37,224
1GCGEN	BUDGET ONLY Other Gift COLA									-	-
1GD001	W Edwards Deming Scholarship	(650)			634					23	7
1GD002	Howard Cope Memor. Scholarship	(2,150)			2,138					17	5
1GD003	Albert W Diniak Memorial Fund	(200)			162					150	112
1GD004	Edward Donovan Mem Scholarship	(1,350)			1,348					20	18
1GD005	Farnham Memorial Scholarship	(550)			572					26	48
1GD006	Joseph L Fearer Scholarship	(2,700)			2,700					38	38
1GD007	Herman C Fogg Scholarship Fund	(500)			557					33	90
1GD008	W. Knox Endowed Scholarship	(413)			546					17	150
1GD009	S. Morris Locke Scholarship	(499)			497					2	-
1GD010	Dr Ruth Peters Memorial Award	(300)			259					49	8
1GD011	Lester Pratt Grad Scholarship	(4,050)			4,372					6,476	6,798
1GD012	Herbert A Scruton Scholarship				10,726	(10,975)	(1,360)			13,402	11,793
1GD013	Lucin/Melvin Smith Scholarship	(600)			686					52	138
1GD014	Winchester Wood Mem Schol CEPS	(17,500)			17,128					383	11
1GD015	Bailey Prize in Chem	(400)			41					3,376	3,017
1GD016	Kingsbury Memorial Award	(3,700)			3,681					29	10
1GD017	Vernon Lerch Scholarship	(1,000)			1,028					80	108
1GD018	H M Haendler Org Chemist Award	(361)			2,696					18	2,353
1GD019	Seymour Chemistry Prize Fund				214					15	229
1GD020	Bacon Award in Chemical Eng	(125)			72					68	15
1GD021	Gordon Bassett Scholarship	(1,000)			1,696					401	1,097
1GD022	Alice M Mitchell - Marine Science	(3,900)			3,822					79	1
1GD023	The Stolworthy Endowment Fund	(350)			318					49	17
1GD024	Chapman Lecture Fund- Earth Science				635		(2,177)			2,040	498
1GD025	Champlin Scholarship Fund	(14,250)			13,642					673	65
1GD026	R M Ford Endowed Memorial Fund	(500)			578					62	140
1GD027	Harold A Iddles Lecture Fund				4,515		(3,551)			23,427	24,391
1GD028	David Owen Libby Memorial Scho				1,799					7,854	9,653
1GD029	Donald Fox Memorial Scholarshi	(2,000)			2,060					19	79
1GD030	CEPS Tech Fund	(21,050)			81,518	(5,690)	(53,352)		3,664	229,277	234,367
1GD031	Tappi Scholarship Fund	(1,650)			1,644					16	10
1GD033	Leon W Hitchcock Award	(4,400)			4,543					33	176
1GD034	Kauppinen Student Fund	(1,450)								1,479	29
1GD035	James R Lietzel Award in Mathe									250	250
1GD036	The Same Scholarship New York	(500)			500					-	-
1GD037	W. Weaver Memorial Scholarship	(17,000)			17,000					-	-
1GD038	Amax Summer Field Scholarship									352	352
1GD039	Earth Sciences Gift Account				4,390		(19,220)			45,738	30,908
1GD040	Amer Society of Mechanical Eng									135	135
1GD041	Computer Science Gift Account	(2,500)			1,774				20	2,847	2,141
1GD042	Chemical Engineering Gifts				31,833	(12,339)	(5,016)		(8,472)	59,315	65,321
1GD043	CEPS Tech Fund Discretionary				900					-	900
1GD044	Chemistry Library Gift Account									1,788	1,788
1GD045	Civil Eng Gift Acct	(3,500)			20,272	(14,588)	(21,165)		31	62,844	43,894
1GD046	Downer Book Fund For Chemistry									551	551

UNIVERSITY OF NEW HAMPSHIRE DURHAM
DETAILED SCHEDULE OF REVENUES, EXPENSES, AND TRANSFERS
FOR THE YEAR ENDED JUNE 30, 2019

Fund	Fund Title	Net Student Tuition	Grant Revenue¹	Auxiliary Revenue	Appropriations & Other Revenue	Employee Compensation	Supplies and Services	Other Expenses	Transfers In/(Out)	Beginning Fund Balance 06/30/2018	Ending Fund Balance 06/30/2019
1GD047	Dupont Science and Engineering									32	32
1GD048	Engineering Design									47	47
1GD049	Electrical Engineering Gifts				10,160	(12,678)	(1,653)			31,874	27,703
1GD052	N H Chapt of American Society									100	100
1GD054	Marion Mitchell Cutts (payout)				9,651					46,520	56,171
1GD055	ECE Industrial Assoc				1,335		(984)			-	351
1GD056	MI Langelier Schol Fund	(12,900)			12,846					34,730	34,676
1GD057	Frank Block Fund				983		(1,631)			847	199
1GD058	Math Scholarships				75	(2,710)				21,187	18,552
1GD059	Leroy F Johnson Schol Fund	(2,000)			14,790					18,215	31,005
1GD060	Balomenos Memorial Fund				4,065					7,092	11,157
1GD061	Earth Sciences Scholarship Fund				572		(3,030)			3,742	1,284
1GD062	GSAIPE Annual Scholarship									25	25
1GD064	Women in Construction Schlrsrp									500	500
1GD066	Donald G O'Brien Fund	(3,300)			3,545					23	268
1GD067	Thomas Anderton Fund				5,532		(880)			20,762	25,414
1GD068	Materials Lab Gift Acct									1	1
1GD069	Non Linear Dynamics Group									929	929
1GD070	R Davison Professorship				7,446					49,572	57,018
1GD071	J&RM Kurtz Scholarship	(10,800)			10,000					826	26
1GD072	Waite Professorship				7,458	(10,840)	(3,667)			49,400	42,351
1GD073	Waite Class of 1927 Scholarship	(21,550)			18,978					3,132	560
1GD075	Hart Scholarships Chemistry Fund	(1,700)			1,805					107	212
1GD076	R C Kimball Endowed Scholarship	(800)			798					15	13
1GD077	Math Misc Gifts				2,250				33	1,007	3,290
1GD078	Physics Dept Gifts	(1,160)			10,148	(4,495)	(4,336)		150	23,701	24,008
1GD084	Mavis Howard Foster Scholarship	(3,600)								4,000	400
1GD086	International Coil Winders Equ									13,469	13,469
1GD089	ASCE Special Activities Fund									1,409	1,409
1GD091	Frederick N Walker Jr EE Schol	(12,400)			10,395					8,489	6,484
1GD092	Kenneth J Higson Scholarship	(18,750)			20,773					1,937	3,960
1GD093	Mech Eng Gift Acct - General	(4,000)			10,493		(5,850)		181	11,690	12,514
1GD094	Craig A West Memorial Fund	(700)			799					31	130
1GD096	Bauer Lindsay Parent Fund									390	390
1GD097	Me Sae Mini Baja Team						(329)			14,566	14,237
1GD100	Harold M Landers Class of 24 Schol	(550)			548					19	17
1GD102	Me Moon Buggy Team				8,625		(16,209)		2,000	8,807	3,223
1GD104	Clarence&Eleanor Shuttleworth	(16,850)			22,684	(5,837)				4	1
1GD105	CEPS Undergraduate Scholarship				10,400					3,887	14,287
1GD106	CEPS Graduate Fellowships				100					3,007	3,107
1GD107	Shatterly Fund For Engineering	(5,300)			5,289					85	74
1GD108	Olivette Dussault Hemon Schol	(700)			709					32	41
1GD109	Lyle Equipment Fund									6,508	6,508
1GD110	Jere Chase Ocean Eng Lab Fund				1,530					82	1,612
1GD112	Gloria & Robert Lyle Professor				14,586	(3,469)	(14,481)			4,334	970
1GD113	Robert E Houston Jr Physics Aw	(900)			887					24	11
1GD114	Barbara G Houston Math Educ Aw	(850)			887					4	41
1GD116	George & Lina Fisher Endowed F	(42,700)			44,999					41,089	43,388
1GD117	Alexander & Allison Amell Mem				2,924		(3,275)			8,043	7,692
1GD118	Jon W.Herndon Grad Scholarship				2,000		(1,000)			1,246	2,246
1GD119	Douglas R Woodward Endowment	(20,370)			13,855					8,482	1,967
1GD120	Edward & Alice Getchell Schol	(800)			821					-	21
1GD121	Nat'l Prime Users End Scholr	(750)			1,505					420	1,175
1GD122	Howell Student Fund Fred Gert	(6,300)			7,061					194	955
1GD123	James Leitzel Scholarship Fund	(1,000)			1,436					8,901	9,337
1GD124	Zocchi Scholars Fund	(9,500)			9,505					95	100
1GD125	John Smith 50 Scholarship Fund	(22,400)			22,423					42	65

UNIVERSITY OF NEW HAMPSHIRE DURHAM
DETAILED SCHEDULE OF REVENUES, EXPENSES, AND TRANSFERS
FOR THE YEAR ENDED JUNE 30, 2019

Fund	Fund Title	Net Student Tuition	Grant Revenue¹	Auxiliary Revenue	Appropriations & Other Revenue	Employee Compensation	Supplies and Services	Other Expenses	Transfers In/(Out)	Beginning Fund Balance 06/30/2018	Ending Fund Balance 06/30/2019
1GD126	Dr A.f. Daggett Endowed Fund				4,582	(5,335)				764	11
1GD127	Ming/Chen Student Support				2,378		(422)			2,969	4,925
1GD128	Mike & Bea Dalton Scholarship	(6,100)			6,106					4	10
1GD131	George Taft Memorial Fund	(1,300)			1,340					5	45
1GD132	Richard St Onge Mem Scholarship	(5,500)			5,482					34	16
1GD134	Clarence & Helen Grant Fellow				6,459	(6,433)				-	26
1GD137	Morrison Chemistry Dissertation Fnd	(2,000)			1,976					99	75
1GD138	Granite State Roost Scholarship Fun	(3,000)			3,000					-	-
1GD140	Tenho S Kauppinen Scholarship Fund	(250)			232					38	20
1GD141	Endowed Fund for Mech Engineering	(9,100)			3,459					28,280	22,639
1GD143	Kenneth A Andersen Award	(200)			1,000					6,250	7,050
1GD145	Craig West Undergrad. Prof. Dev.				1,947					533	2,480
1GD146	Chemistry Department Misc Gifts	(3,191)			45,497	(45,179)	(23,309)		150	77,641	51,609
1GD147	Weston - SAME Endowed Scholarship	(8,500)			8,453					47	-
1GD148	Norman Grover '35 End. Scholarship	(3,500)			3,478					81	59
1GD149	SAE Gift Fund				26,050		(29,026)		3,000	-	24
1GD150	ENE Undergraduate Degree Program				11,723		(13,566)		50	10,182	8,389
1GD151	Norbert Valverde Memorial Scholarsh									15,004	15,004
1GD152	Whelen Engineering Co. Scholarship	(75,000)			116,535					492,012	533,547
1GD153	Roland Burlingame Scholarship Fund	(16,800)			23,192					242	6,634
1GD157	Phillips Family Fund for Engineerin	(5,900)			5,625					321	46
1GD158	Theodore Meinelt Scholarship Fund	(4,000)			4,028					19	47
1GD160	Cmdr & Katherine Martyn End. Fund				1,811		(2,978)			1,214	47
1GD163	Mechanical Eng. Senior Projects				3,745		(17,859)		7,650	14,923	8,459
1GD164	George&Dorothy Galanes Scholarship	(3,600)			3,940					214	554
1GD165	Philip L Hall Endowed Fund				1,517					3,311	4,828
1GD166	Dr. Feng-Sheng Yan Memorial Award									109	109
1GD168	Chemistry Undrgrad. Research Fellow				3,443	(3,252)				110	301
1GD169	Peter G. Markos Chemistry Endowment				2,714	(3,502)				2,566	1,778
1GD170	LaMattina Organic Chem Rsrch Fellow				20,050	(13,008)				66,414	73,456
1GD171	LaMattina Family Graduate Lecturesh				2,879		(2,363)			13,156	13,672
1GD173	Hamel Construction Group Scholarshi	(15,700)			15,687					31	18
1GD174	Herbert M Wuth Scholarship Fund									1	1
1GD175	Hach Chemistry Teacher Scholarship	(20,000)								20,200	200
1GD176	ECE Energy Lab Fund									134	134
1GD178	Prof Nordgren Research Fellowship				12,000	(14,680)				23,992	21,312
1GD179	Engineers without Borders - UNH				1,698		(4,698)		1,220	1,970	190
1GD180	Karen Von Damm Memorial Scholarship				5,387					18,915	24,302
1GD181	Computer Science Undergrad Research				338	(2,700)				9,406	7,044
1GD182	CEPS Student Project Fund				3,776		(4,000)			347	123
1GD183	M Evans Munroe Lecture/Math				1,393					11,870	13,263
1GD184	WERC Contest Gift Fund						(100)			100	-
1GD185	Ctr for Spills in the Environment				10,000		(6,488)			9,503	13,015
1GD186	Dorothy Kittredge Memorial Fund	(2,150)			1,083					1,086	19
1GD187	James D Morrison Early Career Award				30,232	(7,866)				47,076	69,442
1GD188	Gregory Jansen '81 Field Studies Fn				1,929					13,048	14,977
1GD189	Bothner Earth Sciences Field Trips									2,182	2,182
1GD190	Mary Papastavros '60 Chemistry Fund				1,327		(2,176)			981	132
1GD191	Charles M:son Gewertz Scholarship	(2,450)			2,478					5	33
1GD192	Cole '76 & Bemis '79, '89G Schol	(9,000)			9,004					13	17
1GD193	Pedro A. de Alba Scholarship Fund	(500)			1,686					45,925	47,111
1GD195	Karen Von Damm Student Research Fnd				5,108		(388)			22,803	27,523
1GD196	Marty Richmond Lecture Series Fund						(2,165)			9,918	7,753
1GD197	Dr. George Wildman '57 Scholarship	(7,200)			7,112					197	109
1GD198	Peter & Paula Vosotas Family Schol	(5,625)			7,542					68	1,985
1GD199	Barry A. Billings E.E. Scholarship	(19,000)			10,200				150	19,150	10,500
1GD200	Prof. James M.E. Harper Fellowship	(9,000)			10,059					8,055	9,114

UNIVERSITY OF NEW HAMPSHIRE DURHAM
DETAILED SCHEDULE OF REVENUES, EXPENSES, AND TRANSFERS
FOR THE YEAR ENDED JUNE 30, 2019

Fund	Fund Title	Net Student Tuition	Grant Revenue¹	Auxiliary Revenue	Appropriations & Other Revenue	Employee Compensation	Supplies and Services	Other Expenses	Transfers In/(Out)	Beginning Fund Balance 06/30/2018	Ending Fund Balance 06/30/2019
1GD201	Advanced Manufacturing Center Fund									50,000	50,000
1GD202	Society of Women Engineers Gifts				2,573		(5,334)			6,745	3,984
1GD203	Karen Von Damm Faculty Excellence				4,674		(2,016)			26,889	29,547
1GD204	Northrop Grumman -Grad Student Fund									15,733	15,733
1GD205	Construction & Project Mgmt Fund									25,000	25,000
1GD206	Civil-Environmental Eng Scholarship	(4,000)			9,002					4,001	9,003
1GD207	Joe & Nancy Paterno Endowed Schol.	(9,188)			7,322					2,534	668
1GD209	Tech Camp Gift Fund				64,078	(26,206)	(20,009)			28,005	45,868
1GD210	Northeast Cyber Sec Comp Gift Fund						(5,391)			10,612	5,221
1GD211	Kingsbury Hall Equipment Fund II									24,080	24,080
1GD212	J Smith '50 CEPS Student Project Fd				10,674		(12,950)			2,650	374
1GD213	Dinesh Thakur Schol-Bioengineering	(4,250)			4,219					49	18
1GD214	Christopher Kelley Memorial Schol.	(1,125)			2,263					7	1,145
1GD216	Geochemistry Lab						(4,567)			10,000	5,433
1GD217	Organic Syntheses Gift Fund				5,000					36,258	41,258
1GD218	New England Fall Astronomy Festival				705		(3,295)			2,695	105
1GD219	Diamond Casting & Machine Schol.	(13,600)			13,786					167	353
1GD221	Michael S. Blanchette Scholarship	(700)			686					48	34
1GD222	Geokon Civil Engineering Scholarshp	(2,150)			2,168					22	40
1GD223	Pushpa Desai Patel Memorial Fund	(2,340)			2,376					9	45
1GD224	Philip Anderson '56 Chem Eng. Schol	(2,150)			2,152					26	28
1GD225	Lambert-Edwards Chemistry Fellowship				4,988	(4,959)				-	29
1GD226	Lambert Chemistry Fellowship				4,350	(3,571)				-	779
1GD227	CEPS Outreach Activities				1,205		(2,880)			2,920	1,245
1GD228	Tech Camp Global Reach Intiative				1,500		(3,200)			1,700	-
1GD229	JOAMC -Manufacturing Center				839,426	(122,776)	(1,331,174)		(85,347)	1,797,330	1,097,459
1GD230	Skliutas Family Endowment				2,597	(2,251)	(1,500)			1,621	467
1GD231	Prof. N. Chasteen Graduate Fellows				4,902	(4,884)				-	18
1GD232	Karen Harrower Earth Sci. Research				1,978		(3,092)			3,679	2,565
1GD234	Glenice Dearborn Scholarship Fund	(36,300)			36,978					245	923
1GD235	AIChE Gifts						(57)			61	4
1GD237	2017 IBM Faculty Award-Marek Petril									30,000	30,000
1GD238	Gary R. Weisman Scholarship	(360)			2,151					-	1,791
1GD239	Twaddle Meritorius Scholarship	(1,000)			1,007					-	7
1GD240	Rudi Seitz Scholarship				2,399					-	2,399
1GD241	Ed '83 & Karri '84 Olefirowicz Fund				18,431	(13,008)				15,706	21,129
1GD242	David W. & Marion S. Ellis Fund				1,303	(1,300)				-	3
1GD244	JOAMC Scholarships				10,000					-	10,000
1GD245	JOAMC General Support				20,000					-	20,000
1GD246	Hamel Civil Engineering Scholarship	(25,000)			35,000					-	10,000
1GD249	Dr. Paul Jones Scholarship				8,215					-	8,215
1GD250	Johnson & Johnson IoT Fund				25,000					-	25,000
1GD251	Laroche-Kearns Family Scholarship				47,596					-	47,596
1GE001	William Cushing Memorial Schol	(2,050)			4,057					70	2,077
1GE002	John A. Beckett Writing Prize				657		(183)			9,945	10,419
1GE003	James R Carter Professorship				31,254	(17,454)				225,195	238,995
1GE004	Carroll M Degler Endowed Lecture				2,799		(1,439)			39,812	41,172
1GE005	Hollis E Harrington Sr Fund				4,416		(10,875)			19,359	12,900
1GE007	Jan Clee Gift Fund				1,058					15,208	16,266
1GE008	W Patrick Carlson Memorial Fund				1,242		(2,000)			1,968	1,210
1GE009	PAUL - Hospitality Mgmt Program	(1,000)			10,557	(39,566)	(1,619)		400	60,679	29,451
1GE010	Paul College of Business & Econ.	(8,000)			124,295	(19,744)	(78,904)		2,894	97,411	117,952
1GE011	Associates Fund						(1,066)			2,058	992
1GE012	Vinnicombe Endowed Fund				1,455					2,124	3,579
1GE015	Paul Holloway Prize Fund				60,421	(31,185)	(35,663)		31	146,905	140,509
1GE017	Va Paul Dee Professorship				10,834					20	10,854
1GE018	Ellen Mae Greenaway Scholarship	(1,950)			1,933					37	20

UNIVERSITY OF NEW HAMPSHIRE DURHAM
DETAILED SCHEDULE OF REVENUES, EXPENSES, AND TRANSFERS
FOR THE YEAR ENDED JUNE 30, 2019

Fund	Fund Title	Net Student Tuition	Grant Revenue¹	Auxiliary Revenue	Appropriations & Other Revenue	Employee Compensation	Supplies and Services	Other Expenses	Transfers In/(Out)	Beginning Fund Balance 06/30/2018	Ending Fund Balance 06/30/2019
1GE020	Assn Students Econ & Business				25					345	370
1GE022	Elizabeth Bogan Economics Prize				5,000		(5,000)			3,075	3,075
1GE025	Wildcat MBA Investment Fund				27,244					275,630	302,874
1GE026	Albin Entrepreneurship Fund				38,140	(1,002)	(38,939)			51,890	50,089
1GE027	C Donald Mckelvie Econ Schship	(5,000)			5,108					5	113
1GE028	Small Business Development Gift				28,917	(58,236)	(8,913)			185,700	147,468
1GE029	Entrepreneurial Leadership						(905)			992	87
1GE031	PAUL College Scholarships	(12,000)			7,408				3,445	30,716	29,569
1GE032	Graduate Fellowships									25	25
1GE033	Mel Sandler Recognition Award	(400)			500					407	507
1GE034	Harrington Jr Scholarship	(1,000)			1,473					1,984	2,457
1GE035	Charles F Johnson Fund									171	171
1GE036	Mel Rines Student Angel Investment				7,737		(25)		(12,500)	159,411	154,623
1GE037	Reginald F Atkins Chair				121,637	(84,086)	(6,061)			83,529	115,019
1GE040	Gardner Wales Scholarship Fund	(500)			500					35	35
1GE041	J. Bonnie Newman Endowed Schol.	(1,850)			1,827					24	1
1GE043	Nelson Fund for Business Innovation				4,093	(84)	(1,713)			10,705	13,001
1GE044	Serve-A-Thon Gift Fund									880	880
1GE045	Rosenberg Ctr - Internat'l Franchis				58,000	(64,303)	(141)			114,540	108,096
1GE046	Corporate Roundtable Program				3,100		(1,495)			1,312	2,917
1GE047	Jeffrey Castro Memorial Scholarship				527		(500)			227	254
1GE048	Sandy Crimmins Memorial Fund									1,105	1,105
1GE050	Grad Bus Club Discretionary Fn									966	966
1GE053	Donovan Family Scholarship Fund									2	2
1GE054	Edward & Selma Bacon Simon Fund	(4,200)			4,153					89	42
1GE056	Accounting & Finance Gift Fund				6,140	(1,084)	(2,390)			16,276	18,942
1GE059	Center for Venture Research Gft Fnd				1,820					5,671	7,491
1GE060	Dwayne Wrightsman Prof./Finance				13,008	(10,840)				226	2,394
1GE061	Hospitality Mgmt Student Developmnt				5,615		(3,425)			6,871	9,061
1GE062	Gillespie '77G Graduate	(3,000)			2,618					786	404
1GE063	Raymond Goodman Stdnt Exclnce Award				500		(500)			-	-
1GE064	Jude Blake '77 Schol-Business Admin	(3,500)			3,452					2,644	2,596
1GE065	Club Managers Association Gift Fund									300	300
1GE066	Nassikas Fund-Hospitality Education				1,200					2,575	3,775
1GE067	JA Hogan Distinguished Visiting Pro				34,194	(35,022)	(419)			69,562	68,315
1GE068	MSA Scholarship Fund	(4,000)								9,750	5,750
1GE069	Marketing Department Gift Fund				9,538	(81)	(1,070)			3,049	11,436
1GE070	UNH Hospitality Mgmnt Faculty Dev.				3,923		(2,617)			1,409	2,715
1GE071	UNH Hospitality Mgmnt Initiatives				4,016		(280)			7,345	11,081
1GE072	Rhoda Hogan Endowed Scholarship	(10,000)			10,458					42	500
1GE073	Roberta Bartlett Scholarship Quasi	(4,400)			4,386					39	25
1GE074	Paul Research Development Fund									130	130
1GE076	Joseph '79 & Marcia H Carter Schol	(1,200)			1,256					26	82
1GE077	Alan M. Freedman Gfit Fund					(542)	(90)			3,087	2,455
1GE078	Friends of MSA Program				12,825		(1,265)			54,107	65,667
1GE080	UNH Hosp Mgt Int'l Stud Diversty	(3,100)			3,058					46	4
1GE081	Scott Dionne Grad Fellowship/Acctng	(1,000)			1,566					518	1,084
1GE082	Gift Fund-Hospitality Gourmt Dinner				2,500		(8,048)			5,960	412
1GE083	EcoGastronomy Program Gift Fund				2					-	2
1GE084	MBA Program Gift Fund									1,115	1,115
1GE085	Todd Huntington Crockett Scholarshp	(3,600)			4,892					46	1,338
1GE086	Lai Family Foundation Scholarship	(2,000)			1,973					425	398
1GE087	Carlton L. Reed Scholarship Fund	(1,950)			1,993					1	44
1GE088	James E. Freeman Scholarship Fund	(1,950)			1,993					1	44
1GE093	Todd Crockett Professorship - Econ.									-	-
1GE094	Catherine Sparks '88 Scholarship	(12,000)			5,000					30,500	23,500
1GE095	Hospitality Management Scholarship				10,100					11,150	21,250

UNIVERSITY OF NEW HAMPSHIRE DURHAM
DETAILED SCHEDULE OF REVENUES, EXPENSES, AND TRANSFERS
FOR THE YEAR ENDED JUNE 30, 2019

Fund	Fund Title	Net Student Tuition	Grant Revenue¹	Auxiliary Revenue	Appropriations & Other Revenue	Employee Compensation	Supplies and Services	Other Expenses	Transfers In/(Out)	Beginning Fund Balance 06/30/2018	Ending Fund Balance 06/30/2019
1GE096	UNH Sales Club						165			-	165
1GE099	Paul Fund for Innovation				501,533	(74,436)	(166,568)		(244,024)	507,999	524,504
1GE100	Center for Family Business				41,849	(39,277)				-	2,572
1GE101	Daniel A. Raizes Scholarship Fund				2,911					8,327	11,238
1GE102	UNH Sales Center of Excellence				139,571	(44,605)	(52,125)		150	66,111	109,102
1GE103	Hospitality Advisory Board Gifts				3,879	(5,420)	(5,228)			29,339	22,570
1GE104	Durocher Hospitality Mgmnt Schlship	(2,445)			2,454					5	14
1GE105	Alan Weinstein Student Leadership									10,720	10,720
1GE106	Hospitality Mgmnt Program - Walsh					(5,420)	(22,065)			27,485	-
1GE107	Investment Banking Opportunity Fund				5,000					10,000	15,000
1GE108	Dunkin' Brands for RIFC				10	(168)	(2,000)			128,205	126,047
1GE109	Ctr for Social Innovation & Enterpr				43,280	(236,046)	(32,125)		61,067	317,529	153,705
1GE110	Peter T. Paul Scholars Fund	(545,000)			430,000					137,500	22,500
1GE111	Dean's Internship Opportunity Fund				74,611		(65,000)		2,537	54,689	66,837
1GE112	PAUL Scholarships for Excellence	(7,500)			15,741					35,030	43,271
1GE113	First Year Innovation Research				75					1,245	1,320
1GE114	The Collins FIRE Fund				50,000		(40,239)			116,177	125,938
1GE115	Kevin Knarr Scholarship for Excele	(10,000)							(60,000)	85,000	15,000
1GE116	Goodwin Family Scholarship	(850)			885					7	42
1GE117	Choice Hotels International	(5,000)								14,682	9,682
1GE118	Rines Angel Investment Holding Fund								12,500	13,000	25,500
1GE119	Todd Crockett Faculty Award-Econ					(10,000)				10,000	-
1GE120	Saxbys First Generation Scholarship	(4,845)			10,000					10,000	15,155
1GE121	Maxine Mazur '78 Women's Leadership				10,000		(4,278)			4,339	10,061
1GE122	Paul & Marianne Houghton Scholarship	(2,150)			2,173					-	23
1GE123	PAUL-Bernard Runser '63 Scholarship	(3,200)			3,230					-	30
1GE124	RAF Program Support					(6,764)	(1,667)			13,072	4,641
1GE125	Dr. Ahmad Etebari MBA Scholarship				5,546				34	-	5,580
1GE126	Rutman Leadership Fellows					(29,810)	(921)			1,400,000	1,369,269
1GE127	Rutman Och Women's Leadership					(14,406)	(4,206)			299,967	281,355
1GE128	Wilson Hospitality Scholarship				10,000					10,000	20,000
1GE129	BiP Experiential Learning Lab				35,000				(50,000)	20,000	5,000
1GE130	Shaughnessy Family Scholarship				5,000					-	5,000
1GE131	Walsh Family Scholarship				24,000					-	24,000
1GE132	Haas Family Scholarship	(3,000)			5,000					-	2,000
1GE133	Emily Knarr Graduate Accounting Sch	(2,500)			4,000					5,000	6,500
1GE134	Analysis of Time Series Data				60,000	(29,721)	(465)			-	29,814
1GE138	Paul College-Graduate Scholarships				28,688					-	28,688
1GE139	Peter T. Paul Financial Policy Ctr				5					-	5
1GF001	Gerald L Smith Scholarship Fund	(3,500)			3,845					1,867	2,212
1GF002	Robert James Mitchell & Mary E	(7,750)			7,643					302	195
1GF003	Rand-Stearns Professorship				8,544		(2,953)			60,470	66,061
1GF005	Recreation Management &Policy Gifts				100		(119)			6,194	6,175
1GF006	Occupational Therapy Gifts	(1,000)			21,806		(3,324)		247	111,407	129,136
1GF007	College of Health & Human Svcs				12,438	(4,336)	(4,630)		(4,969)	77,378	75,881
1GF008	Hamilton Putnam Scholarship	(1,500)			1,561					4,023	4,084
1GF009	Health Studies Scholarships	(5,945)			1,770					4,176	1
1GF010	Child/Family Center Fund				6,709		(3,303)		274	39,320	43,000
1GF011	Nursing Gifts				7,945		(2,533)		131	15,518	21,061
1GF012	Marriage/Family Therapy Clinic				4,100		(98)		(3,850)	831	983
1GF013	Gifts & Social Work				1,992		(8,735)		100	14,081	7,438
1GF015	Daniel B & Beatrice N Rogers	(1,500)			1,520					18,854	18,874
1GF018	James V Derby 41 Mem Fund									685	685
1GF019	Marion Beckwith Fund				431		(832)			2,201	1,800
1GF020	Kinesiology Gift Account				4,047		(3,458)		75	6,717	7,381
1GF021	Playground						(245)			288	43
1GF023	Virginia and David Steelman Fund				6,491		(4,000)			10,067	12,558

UNIVERSITY OF NEW HAMPSHIRE DURHAM
DETAILED SCHEDULE OF REVENUES, EXPENSES, AND TRANSFERS
FOR THE YEAR ENDED JUNE 30, 2019

Fund	Fund Title	Net Student Tuition	Grant Revenue¹	Auxiliary Revenue	Appropriations & Other Revenue	Employee Compensation	Supplies and Services	Other Expenses	Transfers In/(Out)	Beginning Fund Balance 06/30/2018	Ending Fund Balance 06/30/2019
1GF024	Health&Human Services Scholarship	(1,715)			1,376					363	24
1GF025	Marc Hillers Ethics Fund									109	109
1GF028	The Northeast Passage Fund				388,875	(355,492)	(86,931)		3,789	197,875	148,116
1GF029	The McKerley Hi-Tech Classroom									5,030	5,030
1GF030	The Leap Program Fund									1,184	1,184
1GF031	HHS Graduate Fellowships									1,875	1,875
1GF036	Robin D Gorsky Scholarship Fund				464					1,592	2,056
1GF037	Sackett Professorship				6,126					40,907	47,033
1GF040	OT 50th Anniv Fund/UROP				978		(1,000)			966	944
1GF041	Goroff Social Work Payout Fund				3,721					33,293	37,014
1GF042	Dean Roger A Ritvo Award Fund				862		(500)			1,302	1,664
1GF044	JV Hiller Kinesiology Scholarship	(1,500)			2,322					10,170	10,992
1GF045	Grimes Family Fund				7,636	(3,041)	(11,820)			22,266	15,041
1GF046	Dakin Family Scholarship Fund	(200)			703					549	1,052
1GF048	Family Studies Student Org Fund						(1,953)		3,000	199	1,246
1GF050	Nathan J Loomis Endowed Fund						(18)			18	-
1GF051	Maureen Neistadt Scholarship	(1,500)			3,175					20	1,695
1GF052	Browne Center Misc Gift Acct									13,066	13,066
1GF053	Browne Center									71	71
1GF056	Keough Northeast Passage Fund				2,439	(4,884)				2,445	-
1GF057	PED club				1,620		(1,827)			1,482	1,275
1GF058	Fluency Programs Gift Fund									5	5
1GF060	Health Mgmt & Policy Gift Fund				936		(325)		147	50,158	50,916
1GF061	Family Studies Gift Fund				31,716	(3,013)	(9,746)		(4,850)	14,146	28,253
1GF062	Communication Sciences & Disorders				12,389	(3,031)	(30)		131	28,740	38,199
1GF063	England Family Fund	(6,000)			16,872	(4,968)	(5,517)			59,464	59,851
1GF065	IOD Leadership Series Gift Fund				173,372	(122,513)	(52,611)		581	14,070	12,899
1GF066	NEP/Martin's Point Gift Fund						(7)			7	-
1GF067	Pauline Soukaris Memorial Scholarsh	(1,500)			1,618					52	170
1GF069	Institute on Disability General Fun				3,290		(12,488)		281	12,888	3,971
1GF070	Brooks - Lord Nursing Scholarship	(3,150)			3,320					1,635	1,805
1GF073	NEP Rugby Team				21,730		(23,241)			13,460	11,949
1GF075	Ann Manchester Kelley Schol-Nursing	(2,400)			2,471					195	266
1GF076	Kennett & Patricia Kendall Endowmen				2,384	(2,473)				727	638
1GF079	Inst for Health Policy&Practice				25,861	(620)	(6,342)			973	19,872
1GF080	IOD -Inclusive Communities Projects				48,225	(41,119)	(7,120)			15	1
1GF081	Northeast Passage Sled Hockey				63,445		(55,071)		50	26,025	34,449
1GF083	SATO Gift Fund				6,411		(6,645)			5,241	5,007
1GF084	Jeffrey C Salloway Award									500	500
1GF085	Athletic Training Lab Gift Fund				166					1,505	1,671
1GF086	HMP Student Advancement Fund	(1,140)			13,359		(13,716)		430	19,508	18,441
1GF087	Graduate Social Work Program									100	100
1GF088	O.T. Faculty Support Fund				301					2,500	2,801
1GF089	Chace '11 Fund for Athlete Develpmt				3,148					1,214	4,362
1GF090	NH Citizens Health Initiative				50,150	(1,991)	(10,037)			30,192	68,314
1GF091	Family Connections Centers									1,520	1,520
1GF092	NE Passage Athlete Opportunity Fund						(489)			550	61
1GF093	Operational Learning Network - APCD				(1,000)		64			936	-
1GF094	Accountable Care Project Fund						(87)			87	-
1GF095	Center for Professional Excellence									22,910	22,910
1GF096	John Smith '50 Northeast Passage Fd				14,946	(14,380)				218	784
1GF097	Anna Catherine Clark Schol - CHHS	(1,000)			1,055					175	230
1GF098	Dinesh Thakur Schl-Health Analytics	(3,900)			4,219					4,799	5,118
1GF099	Hardy Undergraduate Research Award									3,195	3,195
1GF100	NEP - Power Soccer Program				17,402		(17,814)			17,767	17,355
1GF101	Robert Jolley Scholarship Fund	(2,000)			2,373					571	944
1GF102	O.T. Fieldwork Scholarship Fund	(225)			671					485	931

UNIVERSITY OF NEW HAMPSHIRE DURHAM
DETAILED SCHEDULE OF REVENUES, EXPENSES, AND TRANSFERS
FOR THE YEAR ENDED JUNE 30, 2019

Fund	Fund Title	Net Student Tuition	Grant Revenue¹	Auxiliary Revenue	Appropriations & Other Revenue	Employee Compensation	Supplies and Services	Other Expenses	Transfers In/(Out)	Beginning Fund Balance 06/30/2018	Ending Fund Balance 06/30/2019
1GF103	Sharon B. Murphy Scholarship	(2,100)			2,129					78	107
1GF104	Robert Kertzer Scholarship Fund	(500)								15,789	15,289
1GF105	Behavioral Health Integration- NHCF						(3,648)			3,656	8
1GF106	LEND Program - IOD				753					-	753
1GF107	UP Scholarship	(6,651)			3,390					9,595	6,334
1GF108	The Collins NEP Fund				35,700	(27,674)	(3,156)			554	5,424
1GF109	Robert Aurilio Scholarship Fund	(10,000)			21,299		(35)			21,100	32,364
1GF110	Outdoor Behavioral Health						(215)			791	576
1GF111	Beth Stewart Memorial Fund	(2,000)			2,459					-	459
1GF112	GCT Northeast Passage Fund				20	(51,028)				145,574	94,566
1GF113	Prg Neuroscience & Behavioral Hlth				15,005		(16,299)			50,000	48,706
1GF114	Duke of Edinburgh Internat'l Award						(7,404)			15,000	7,596
1GF116	Ned Helms Scholarship				2,232					-	2,232
1GF117	Pannucci Research Support for NCIE				6,000	(5,210)	(485)			6,000	6,305
1GF118	Gravink Family Fund				1,797		(680)			-	1,117
1GF119	Health Law-Substance Use Disorders				30,000	(36,867)	(281)			8,896	1,748
1GF120	Paul Smith "Yes And" Memorial Fund				21,000	(1,626)	(21,551)			2,228	51
1GF121	NEP - Student Worker Program				10,000	(11,186)				8,566	7,380
1GF122	Institute on Disability - UNH-4U				151,305				492	1,915	153,712
1GF128	Equine Assisted Programming						(8,982)		19,185	-	10,203
1GF130	Center for START				15,000					-	15,000
1GFGEN	BUDGET ONLY Other Gift CHHS									-	-
1GG002	Class of 1929	(5,225)			3,895					2,064	734
1GG008	Alumni Visitors Fund									307	307
1GG013	Class 1936 End/Cult Enrich				7,972					33,533	41,505
1GG018	UNH - Wildcat Santa				2,391		(2,200)			1,123	1,314
1GG021	Womens Com Books on Diversity									206	206
1GG023	Henderson Memorial Carillon Ma				532		(24)			1,147	1,655
1GG028	Alumni Center Annual Gifts Mai				7,187		(378)		(50,138)	43,329	-
1GG039	H T Heath Endow - Ben Thompson				3,594		(72)			21,635	25,157
1GG040	Campus Beautification									294	294
1GG042	Amsaa Prize	(1,500)			1,638					4,219	4,357
1GG044	Class 1941 Junior Class Award				43					1,359	1,402
1GG047	UNH Alumni Assn Enrichmnt Fund				6,492					38,999	45,491
1GG048	AMSAA Discretionary Fund									782	782
1GG050	Alumni Golf Tournament Fund				67,561		(19,772)		(33,550)	20,000	34,239
1GG052	UNH Alumni Scholars Fund	(9,000)			14,999					12,966	18,965
1GG063	Class of 1927				(33,193)					33,193	-
1GG074	Class of 1938				(11)					11	-
1GG075	Class of 1939				418					13,194	13,612
1GG077	Class of 1941				(669)					668	(1)
1GG078	Class of 1942								(14,022)	14,022	-
1GG079	Class of 1943				(802)					802	-
1GG080	Class of 1944				(8,411)					8,411	-
1GG083	Class of 1947				(1,282)					1,282	-
1GG086	Class of 1950				(445)					445	-
1GG091	Class of 1956				(15,572)					15,573	1
1GG095	Class of 1960				(738)					738	-
1GG096	Class of 1961				101					2,536	2,637
1GG098	Class of 1963				(707)					707	-
1GG099	Class of 1964									4,656	4,656
1GG100	Class of 1965 Treasury Fund				131					4,145	4,276
1GG101	Class of 1966									7,997	7,997
1GG102	Class of 1967									650	650
1GG104	Class of 1969				4,944					13,182	18,126
1GG105	Class of 1970				300					9,462	9,762
1GG107	Class of 1972				164					5,175	5,339

UNIVERSITY OF NEW HAMPSHIRE DURHAM
DETAILED SCHEDULE OF REVENUES, EXPENSES, AND TRANSFERS
FOR THE YEAR ENDED JUNE 30, 2019

Fund	Fund Title	Net Student Tuition	Grant Revenue¹	Auxiliary Revenue	Appropriations & Other Revenue	Employee Compensation	Supplies and Services	Other Expenses	Transfers In/(Out)	Beginning Fund Balance 06/30/2018	Ending Fund Balance 06/30/2019
1GG109	Class of 1974				15					481	496
1GG110	Class of 1975				31					984	1,015
1GG113	Class of 1978				337					10,625	10,962
1GG115	Class of 1980				233					7,359	7,592
1GG117	Class of 1982				(168)					168	-
1GG118	Class of 1983				(391)					390	(1)
1GG119	Class of 1984				(421)					421	-
1GG120	Class of 1985				6,928		(6,900)			-	28
1GG122	Class of 1987									6	6
1GG123	Class of 1988									2,107	2,107
1GG124	Class of 1989				21					670	691
1GG125	Class of 1990				28					887	915
1GG126	Class of 1991				400					12,618	13,018
1GG127	Class of 1992				155					4,880	5,035
1GG128	Class of 1993				224					7,078	7,302
1GG129	Class of 1994				320					10,087	10,407
1GG130	Class of 1995				249					7,870	8,119
1GG131	Class of 1996				206					6,511	6,717
1GG141	Seacoast Chapter Scholarship Fund									29	29
1GG142	Speaker's Bureau Gift Fund									16	16
1GG144	UNH Alumni Atlanta Chapter Fund									569	569
1GG145	Class of 2005 Reunion Fund				134					4,230	4,364
1GG147	Class of 1945 Fund								(8,408)	8,408	-
1GG149	Durham: It's Where U Live Scholarsh									16,171	16,171
1GG150	Class of 1949 Fund				89					2,821	2,910
1GG152	Class of 2006 Reunion Fund				138					4,358	4,496
1GG154	Class of 1942 Treasury Fund								(18)	18	-
1GG155	Class of 1948 Fund				5					157	162
1GG156	Class of 1953 Treasury Fund				185		(290)			5,966	5,861
1GG157	Class of 1964 Treasury Fund				215					6,796	7,011
1GG158	Class of 2007 Reunion Fund				111					3,490	3,601
1GG160	Class of 1975 Treasury Fund				86					2,709	2,795
1GG162	Class of 2008 Reunion Challenge Fun				205					6,458	6,663
1GG164	Winch Fund for the Alumni Assoc				2,286		(5,797)			16,276	12,765
1GG165	Class of 2009 Reunion Fund				174					5,480	5,654
1GG166	Class of 1957 Treasury Fund				81		(545)			2,770	2,306
1GG167	Class of 1984 Treasury Fund				317		(3,816)			10,883	7,384
1GG168	Class of 1959 Treasury Fund				124		(1,671)			4,460	2,913
1GG169	Class of 1954 Treasury Fund				104		(300)			3,417	3,221
1GG170	Class of 1971 Treasury Fund				1					41	42
1GG171	Class of 2010 Reunion Fund				74					2,345	2,419
1GG172	Class of 1960 Treasury Fund				76					2,383	2,459
1GG173	Pease Greeter Scholarship									2,635	2,635
1GG174	David Ellsworth Davis-NH Scholarshp	(2,000)			2,401					4,813	5,214
1GG175	Class of 1962 Fund				33					1,030	1,063
1GG176	Gregg Sanborn Alumni Golf Schol.	(16,000)								54,079	38,079
1GG177	UNH Alumni Association Program Fund									111,010	111,010
1GG180	Class of 1963 Fund				25					793	818
1GG181	Alumni Association Tuition Award	(17,890)			66,956		(48,581)		2,896	88,072	91,453
1GG184	UNH Tolerance Programming Fund	(2,000)			11,419		(6,931)			8,381	10,869
1GG185	Prudential Inclusive									1,025	1,025
1GG186	Educational Talent Search Gifts	(50,535)			37,845		(831)			37,111	23,590
1GG188	McNair Scholars Program				100		(753)		31	845	223
1GG190	UNH Alumni Networking Events				12,773		(12,791)		18	-	-
1GG191	603 Challenge Underwriters Fund				230,604				(202,100)	183,610	212,114
1GG192	Multicultural Student Affairs Gifts				250				15	1,071	1,336
1GG193	Rudman Public Forum Series									20,000	20,000

UNIVERSITY OF NEW HAMPSHIRE DURHAM
DETAILED SCHEDULE OF REVENUES, EXPENSES, AND TRANSFERS
FOR THE YEAR ENDED JUNE 30, 2019

Fund	Fund Title	Net Student Tuition	Grant Revenue¹	Auxiliary Revenue	Appropriations & Other Revenue	Employee Compensation	Supplies and Services	Other Expenses	Transfers In/(Out)	Beginning Fund Balance 06/30/2018	Ending Fund Balance 06/30/2019
1GG194	UNH Veteran Student Services						(11,798)			16,662	4,864
1GG195	Class of 1966 Fund				137					4,315	4,452
1GG197	Donovan Family TRIO Scholarship	(10,000)			10,000					10,000	10,000
1GG198	UNH Military & Veteran Services				2,591		(30)		111	562	3,234
1GG199	The Kidder Fund for LGBTQ+ Support				735					4,353	5,088
1GG200	Diversity Connections				10					500	510
1GG201	NALA				1,096		(686)			903	1,313
1GG202	MOS:DEF								(4,112)	4,112	-
1GG203	UNH Alumni Programming				1,770					-	1,770
1GG204	DEF - Presidential Study Grant				10,000					-	10,000
1GJ002	SAFO Miscellaneous Gifts				329					5,461	5,790
1GJ003	WUNH Marathon				1,190		(3,019)	(887)	31	7,480	4,795
1GJ005	Commentary									53	53
1GJ006	Student Life Gift Fund									139	139
1GJ007	Patricia Wilkie Memorial Fund						(156)			300	144
1GJ013	Womens Greek Awards									1	1
1GJ023	Safety Services Support Fund									860	860
1GJ026	Alternative Break Challenge				405		(100)			100	405
1GJ032	MUB Fund Raising/gift Account									276	276
1GJ034	Class of 29 Mub Living Room				2,079					7,801	9,880
1GJ035	MUB Gifts				2,223		(300)		1,030	13,313	16,266
1GJ038	Education Programming									147	147
1GJ040	Student Orgnization Furn-MUB									21	21
1GJ041	Student Affairs Programming				100					1,291	1,391
1GJ042	Recreation Development Fund				956		(6,509)		8,321	64,969	67,737
1GJ043	Friends of N. Hamp. Crew				550					485	1,035
1GJ044	Frederick C Walker Fund				923					9,649	10,572
1GJ045	Men's Golf				605				31	147	783
1GJ046	Badminton Club									230	230
1GJ047	Cycling Club				311				230	8,205	8,746
1GJ048	Fencing Club				941		(9,127)		5,239	16,019	13,072
1GJ049	Judo Club				150		(3,499)			26,682	23,333
1GJ050	Karate Club									8,423	8,423
1GJ051	Sailing Club				3,893		(4,766)		(2,194)	63,209	60,142
1GJ052	Triathlon Club									211	211
1GJ053	Volleyball Club Men				1,282					2,938	4,220
1GJ054	Volleyball Club Women				425		(3,971)		4,069	1,520	2,043
1GJ055	Woodmens Club				2,495		(4,200)		50	10,468	8,813
1GJ056	Tae Kwon Do Club				55					3,617	3,672
1GJ057	Billiards Club									72	72
1GJ058	UNH Rowing Club - Men's				4,804		(12,286)		4,849	9,051	6,418
1GJ059	Rugby Club				465				216	20,332	21,013
1GJ060	The Darling Fund				7,864					89	7,953
1GJ061	Women's Golf									2,328	2,328
1GJ062	Friends of UNH Sailing									5,607	5,607
1GJ063	Aikido Sports Club									7,848	7,848
1GJ064	Figure Skating Club				1,085		(798)		341	4,519	5,147
1GJ065	Women's Rugby Club				389		(1,359)			8,223	7,253
1GJ066	UNH Dance Club				3,234		(6,923)		576	6,272	3,159
1GJ067	Skate Boarding Club									756	756
1GJ068	Men's Lacrosse				46,347		(23,263)		496	3,383	26,963
1GJ069	Friends of Golf				50					497	547
1GJ070	Snowboarding Club				394				31	15,071	15,496
1GJ071	Archery Club				105					9,365	9,470
1GJ072	UNH Homecoming Road Race									12,515	12,515
1GJ073	Surf Club									173	173
1GJ074	Wrestling Club				2,450		(807)		2,066	696	4,405

UNIVERSITY OF NEW HAMPSHIRE DURHAM
DETAILED SCHEDULE OF REVENUES, EXPENSES, AND TRANSFERS
FOR THE YEAR ENDED JUNE 30, 2019

Fund	Fund Title	Net Student Tuition	Grant Revenue¹	Auxiliary Revenue	Appropriations & Other Revenue	Employee Compensation	Supplies and Services	Other Expenses	Transfers In/(Out)	Beginning Fund Balance 06/30/2018	Ending Fund Balance 06/30/2019
1GJ075	Baseball Club				2,890		(9,427)		31	8,870	2,364
1GJ085	Women's Softball				55					7,483	7,538
1GJ087	Greek Philanthropy Fest									676	676
1GJ091	MUB Programming				1,591					26,934	28,525
1GJ092	Inter-Varsity Christian Fellowship				25					392	417
1GJ094	UNH Rifle Club				6,559		(4,291)			7,442	9,710
1GJ095	IFC Council									10	10
1GJ097	Donald F Harley Scholarship Fund	(13,358)			7,021					45,998	39,661
1GJ098	Men's Ice Hockey Club				9,567		(5,953)			-	3,614
1GJ099	Students for Choice Fund									664	664
1GJ100	The Ken Pope Scholarship Fund				664					8,285	8,949
1GJ101	Nat'l Society for Collegiate Schola									385	385
1GJ103	Not Too Sharp Acappella Club Gifts				5,341		(2,664)			466	3,143
1GJ104	Alabaster Blue Acapella Gift Fund						(400)		1,250	482	1,332
1GJ105	Project Sunshine Fund				421		(834)			3,956	3,543
1GJ106	Organic Garden Club Fund						(288)			288	-
1GJ107	New Hampshire Outing Club				373		(144)			1,200	1,429
1GJ112	Student to Student Dialogue Fund									459	459
1GJ113	SAGE Gift Fund									279	279
1GJ116	UNH College Republicans Gift Fund									520	520
1GJ119	Robotics Club Gift Fund									846	846
1GJ122	UNH Rowing Club - Women's				7,924		(12,036)		3,020	25,032	23,940
1GJ123	Friends of UNH Tennis				716				181	5,553	6,450
1GJ124	UNH Nordic Ski Club-Misc. Gifts				25					959	984
1GJ125	Film Underground Gift Fund									57	57
1GJ126	Kelly Quinn Gode Fund for Crew				1,076					1,078	2,154
1GJ127	UNH Climbers Club				20					3,124	3,144
1GJ128	UNH Energy Club Gift Fund									116	116
1GJ131	Men's Ultimate Frisbee Club				350		(4,970)			4,620	-
1GJ132	Women's Ultimate Frisbee Club				418		(1,612)		53	20,483	19,342
1GJ133	Women's Lacrosse Club Gift Fund				3,529		(86)		515	4,819	8,777
1GJ142	Electronic Dance Music Association									3,000	3,000
1GJ144	UNH Crew-Spring Training Trip				8,462		(7,363)			33	1,132
1GJ145	CommUNHiversity Gift fund									50	50
1GJ146	Wildcat Marching Band Color Guard									1,917	1,917
1GJ147	SEAC Gift Fund									75	75
1GJ149	Class of 2012 Gift for Wellness									2,448	2,448
1GJ151	Native American Cultural Assoc.									686	686
1GJ153	Campus Rec Student Development				3,757		(288)			18,069	21,538
1GJ154	Alpha Phi Omega Gift									832	832
1GJ155	NH Gentlemen A Capella Gift Fund				100					25	125
1GJ156	Chi Omega Centennial									699	699
1GJ158	Women's Club Hockey Gift				5,250				142	5,952	11,344
1GJ160	Circle K Club				2					475	477
1GJ162	UNH Black Student Union						(8)			8	-
1GJ163	TNH Gift Fund				710					470	1,180
1GJ164	Best Buddies UNH				275		(12)			275	538
1GJ165	Alliance Club				25					470	495
1GJ166	Alphi Xi Delta				(400)					400	-
1GJ167	Golden Key Honour Society									50	50
1GJ168	Cru UNH				15					53	68
1GJ169	United Asian Coalition									60	60
1GJ170	Model United Nations Student Org.				45					1,025	1,070
1GJ171	UNH Leadership Camp									162	162
1GJ172	Parents - Student Armed Forces Asso						(3,047)		2,811	585	349
1GJ173	National Assoc. for Music Education				200		(28)			28	200
1GJ174	Women in Business Conference 2017				225		(373)			148	-

UNIVERSITY OF NEW HAMPSHIRE DURHAM
DETAILED SCHEDULE OF REVENUES, EXPENSES, AND TRANSFERS
FOR THE YEAR ENDED JUNE 30, 2019

Fund	Fund Title	Net Student Tuition	Grant Revenue¹	Auxiliary Revenue	Appropriations & Other Revenue	Employee Compensation	Supplies and Services	Other Expenses	Transfers In/(Out)	Beginning Fund Balance 06/30/2018	Ending Fund Balance 06/30/2019
1GR022	Northrop Grumman Patents Gift Fund									12,000	12,000
1GR026	Compliance Assist. Outrch Program									62	62
1GR029	UNH InterOperability Lab Gift Fund	(2,500)			16,763	(17,720)	(1,511)		240	82,874	78,146
1GR034	IOL Scholarship Fund				1,781				644	1,535	3,960
1GR035	ECenter General Fund				98,373	(8,570)	(80,984)		56,685	21,792	87,296
1GR036	Maurice Prize for Innovation				6,738		(500)			(5,000)	1,238
1GR037	University Instrumentation Center				780				105	300	1,185
1GR038	Connectivity Research Center				5				100	56	161
1GR039	Research Computing Center				760					-	760
1GR040	Prevention Innovations Research Ctr								3,158	-	3,158
1GR041	uSafeNH								1,482	-	1,482
1GRECO	UNHInnovation Research Partnerships				3,000		(2,084)			8,618	9,534
1GRIEC	Entrepreneur Center Support				170,000	(8,245)	(50,303)			157,838	269,290
1GRPEC	UNHI Entrepreneurship Center						150		(50,679)	50,529	-
1GRPTP	PTP ECenter Support				100,000	(125,740)			75,000	7,150	56,410
1GS001	Warren Brown Memorial Scholars	(722)			723					2	3
1GS002	Jere Chase Scholarship	(176)			176					1	1
1GS004	Craig Scholarship Fund	(5,198)			5,203					3	8
1GS005	Frederick K Johnson Memorial	(984)			986					-	2
1GS006	Philip C Jones Class of 1913	(1,286)			1,287					3	4
1GS007	Carl & Ada Lundholm Mem Scholr	(2,187)			2,190					2	5
1GS008	Carleton E Meader Jr Mem Schl	(699)			700					3	4
1GS009	Wc And Cd Skoglund Scholarship	(5,238)			5,245					4	11
1GS010	A Barr Whoop Snively Scholarsh	(1,204)			1,205					1	2
1GS011	Charles E Stillings Fund athle	(24,464)			24,497					1	34
1GS012	Paul C Sweet Scholarship Fund	(2,364)			2,368					3	7
1GS013	Phil Wageman Memorial Scholars	(323)			321					2	-
1GS014	Susan Urban Memorial Scholarsh	(2,664)			2,667					2	5
1GS015	'Cats Care									1,591	1,591
1GS016	Edward A Necker Fund	(9,136)			9,145					4	13
1GS018	Cheerleaders Annual Fundraising				31,998		(24,270)		1,187	3,709	12,624
1GS019	Jane Blalock Scholarship Fund	(3,646)			3,650					3	7
1GS023	Friends of Skiing				197,076		(108,931)		20,196	135,298	243,639
1GS024	Friends of Men's Soccer	(29,925)			75,739		(54,337)		9,424	51,339	52,240
1GS025	Friends of Swimming & Diving	(409)			33,509		(12,246)		9,083	63,610	93,547
1GS026	Wildcat Athletics Council Scholar.	(15,224)			15,238					3	17
1GS028	UNH Men's Hockey				860		(43,862)		25,000	18,002	-
1GS029	Friends of Football	(5,713)			205,862	(33,379)	(204,713)		21,404	49,990	33,451
1GS030	Don Melville Scholarship	(12,713)			12,725					1	13
1GS031	Friends of Men's Basketball	(10,771)			55,079	(927)	(63,342)		3,468	20,628	4,135
1GS032	UNH Ski Teams Endowed Fund				7,129		(22,914)			38,182	22,397
1GS035	Friends of Men's CC/Track				36,947	(1,339)	(36,132)		2,664	47,213	49,353
1GS039	Academic/Athletic Support Fund				136,806	(89,194)	(20,727)			63,042	89,927
1GS041	Creeley S "Buck" Buchanan Ftbl				513		(513)			-	-
1GS042	Bernice Hill Class of 1923 End	(3,049)			3,052					2	5
1GS045	Blue Line Club				15,950		(10,036)		4,073	20,523	30,510
1GS046	Friends of Women's CC/Track				14,119		(5,615)		1,991	10,582	21,077
1GS047	Athletic Training				1,748				603	11,357	13,708
1GS048	Friends of Women's Soccer	(10,371)			28,574	(279)	(5,995)		3,649	12,434	28,012
1GS049	Friends of Women's Lacrosse				50,195	(1,644)	(44,072)		5,341	41,529	51,349
1GS050	Friends of Women's Basketball	(10,002)			22,127	(195)	(11,617)		2,601	40,342	43,256
1GS051	Friends of Women's Field Hockey				33,203	(1,621)	(7,345)		3,911	18,322	46,470
1GS054	UNH Gym Cat Club				33,077		(12,690)		3,220	90,174	113,781
1GS057	Friends of Women's Volleyball	(2,660)			14,224	(1,008)	(16,027)		6,788	27,718	29,035
1GS061	Ac-Athl Achievement Reception									383	383
1GS062	Arden Atkins Endowed Scholarsh	(7,258)			7,256					2	-
1GS066	Athletic Scholarships	(10,000)			10,263				61	8,810	9,134

UNIVERSITY OF NEW HAMPSHIRE DURHAM
DETAILED SCHEDULE OF REVENUES, EXPENSES, AND TRANSFERS
FOR THE YEAR ENDED JUNE 30, 2019

Fund	Fund Title	Net Student Tuition	Grant Revenue¹	Auxiliary Revenue	Appropriations & Other Revenue	Employee Compensation	Supplies and Services	Other Expenses	Transfers In/(Out)	Beginning Fund Balance 06/30/2018	Ending Fund Balance 06/30/2019
1GS067	Friends of Men's Hockey	(29,117)			170,901		(154,940)		(20,622)	64,349	30,571
1GS068	Edward Fish 58 Football Fund									2	2
1GS069	Mooradian Football Scholarship	(1,934)			1,973					2	41
1GS070	Holt Athletic Scholarship Fund	(6,201)			6,215					1	15
1GS072	George Batchelder Scholarship	(16,667)			16,682					1	16
1GS075	9.5 Gymnastic Award (houston)				6,152	(1,334)				20,641	25,459
1GS076	Reggie Atkins Scholarship	(236,151)			236,712					1	562
1GS078	Robert A Kullen Memorial Fund	(1,687)			1,692					2	7
1GS080	Jane Blalock athletic Scholar	(1,925)			1,930					2	7
1GS081	Penley Endowed Scholarship Fnd	(3,411)			3,419					3	11
1GS082	James H "Red" Hayes Scholarship	(6,214)			6,233					2	21
1GS083	Virginia K Sullivan Ftbl Scholar	(1,359)			1,363					1	5
1GS084	Dickson Scholarship & Spirit Award	(6,475)			6,511					2	38
1GS085	William Holleman Footbal Sch	(4,544)			4,555					3	14
1GS086	Friends of UNH Mens Hockey	(10,459)			10,484					1	26
1GS087	Fish 58 Football Scholarship	(4,671)			4,682					2	13
1GS088	JV Hiller Athletic Scholarship	(667)			1,828					5,517	6,678
1GS089	Gordon K Hill Athletics Fund	(1,727)			1,731					2	6
1GS090	Grover B. Daniels '79 Alpine Fund	(1,000)			1,440					-	440
1GS091	Bill Knight Scholarship Fund	(2,897)			2,925					1	29
1GS092	K Beckingham Scholarship Fund	(5,316)			5,329					1	14
1GS093	Guy Leslie Smith Scholarship	(4,722)			4,734					1	13
1GS094	Paul Hobbs Endowed Scholarship	(1,246)			1,250					3	7
1GS095	Dorothy T Hobbs Endowed Fund				1,272		(2,698)			1,426	-
1GS096	Robert Towse Scholarship Fund	(7,570)			7,589					2	21
1GS099	Kenneth & Mary Grant Scholarship	(2,463)			2,469					1	7
1GS100	Bellavance Hockey Scholarship	(7,060)			7,077					2	19
1GS101	Bellavance Football Scholarship	(7,061)			7,078					3	20
1GS102	98-99 Mens Hockey Champions	(6,315)			6,330					3	18
1GS103	James & Elsa Callahan Scholarship	(5,114)			5,127					1	14
1GS104	Dutch Knox Football Scholarshp	(83,200)			83,398					1	199
1GS105	Dutch Knox Football Program				39,161		(23,070)			-	16,091
1GS106	Bill Hinman Scholarship Fund	(2,711)			2,717					1	7
1GS107	Timothy & Edwin Dugal Hockey Scho	(1,810)			1,814					2	6
1GS109	Tina True Memorial Fund				2,039		(7,494)			5,456	1
1GS110	Athletic Director's Priorities				66,265		(9,312)		(33,625)	48,416	71,744
1GS111	Strength & Conditioning Training				6,731		(12,401)		186	5,484	-
1GS112	Student-Athlete Opportunity Fund	(260,278)			300,330	(4,223)	(35,881)			53	1
1GS113	Conrad Endowed Football Scholarship	(3,753)			3,763					3	13
1GS114	Endowed Fund for Football	(1,387)			1,391					2	6
1GS115	Chief Boston Football Scholarship	(2,805)			2,812					1	8
1GS116	Francis McGrail Endowed Scholarship	(528)			530					3	5
1GS118	Norma O'Dowd Hartnett Award									1,441	1,441
1GS120	David Sheen Endowed Hockey Schol	(2,320)			2,367					2	49
1GS121	James H Boulanger Endowed Fund	(2,053)			2,463		(707)			6,774	6,477
1GS122	UNH Ski Team Endowment	(1,000)			42,121					248,878	289,999
1GS123	Chandler & Ann Sanborn Football Sch	(3,300)			3,510					2	212
1GS124	Herbert S Gold Athletic Scholarship	(1,375)			1,379					3	7
1GS125	Wohlfarth Football Scholarship	(1,368)			1,372					2	6
1GS127	First 500 UNH Football Athletic Fnd	(13,927)			13,960					-	33
1GS128	Winslow & June Macdonald Football S	(2,565)			2,571					1	7
1GS129	Coach Gerry Friel Basketball Schol	(3,204)			3,242					2	40
1GS130	Robert Trouville 59 Athletic Schlsh	(4,922)			5,133					1	212
1GS131	Dr William '35 McLaughlin Hockey Sc	(5,053)			5,146					1	94
1GS132	Joan & Douglas Murphy Football Schl	(4,657)			4,669					2	14
1GS133	G 'Mike' Frigard '60 Athletic Schol	(1,459)			1,463					-	4
1GS134	Col John Howard Blewett Scholarship	(2,603)			2,691					4	92

UNIVERSITY OF NEW HAMPSHIRE DURHAM
DETAILED SCHEDULE OF REVENUES, EXPENSES, AND TRANSFERS
FOR THE YEAR ENDED JUNE 30, 2019

Fund	Fund Title	Net Student Tuition	Grant Revenue¹	Auxiliary Revenue	Appropriations & Other Revenue	Employee Compensation	Supplies and Services	Other Expenses	Transfers In/(Out)	Beginning Fund Balance 06/30/2018	Ending Fund Balance 06/30/2019
1GS136	Donna Lynne '74 Scholarship Fund	(563)			1,257					3,159	3,853
1GS137	Paul E. Berton Scholarship Fund				2,459					8,373	10,832
1GS138	Franklin Taylor '52 Athletic Schol	(1,772)			1,776					4	8
1GS139	Franklin Taylor '52 Athletic Schol	(1,772)			1,776					1	5
1GS140	Franklin Taylor '52 Athletic Schol	(1,772)			1,776					678	682
1GS141	William F. Degan Jr. Football Schol	(1,439)			1,453					2	16
1GS142	Wildcat Fan Gratitude Fund	(2,535)			2,541					1	7
1GS143	UNH Nordic Ski Team Scholarship				2,319					9,385	11,704
1GS144	Bertsch Family Scholarship Fund	(5,064)			5,076					3	15
1GS145	John & Catherine Goegel Scholarship	(3,935)			3,945					1	11
1GS146	Jim & Julie Hatch Basketball Schol.	(1,629)			1,673					1	45
1GS147	David M. Paul Family Scholarship	(2,614)			2,621					4	11
1GS148	Men's Soccer Need-Based Scholarship	(5,000)								20,000	15,000
1GS149	Barbara B. Peysen '50 Athletic Scho	(3,449)			12,651					32,093	41,295
1GS150	UNH Women's Lacrosse Scholarship	(5,000)			5,313					326	639
1GS151	Otis Family Athletic Scholarship	(2,813)			2,820					4	11
1GS152	Garron '84 Football Diversity Schol	(1,446)			1,450					1	5
1GS153	Norris Browne 55 Football Scholrshp	(2,176)			2,182					3	9
1GS154	UNH Wildcat Hockey Alumni Scholars.	(3,221)			3,290					3	72
1GS155	K & R Sandler Athletic Scholarship	(749)			1,785					2,014	3,050
1GS156	Service Credit Union Wildcat Schol.	(2,161)			2,167					4	10
1GS157	Fitzgerald & Gross Academic Excell.	(2,104)			2,109					4	9
1GS158	Tim Churchard '65 Athletic Scholars	(1,298)			1,301					1	4
1GS159	John Smith '50 Endowed Fund-Hockey	(17,042)			17,083					2	43
1GS160	Matthew J. Witkos '89 Soccer Schol.	(1,488)			1,492					1	5
1GS161	Stuart Cohen UNH Hockey Enhancement									471	471
1GS162	Robert S. Blood '78 Athletic Schol.	(1,289)			3,695					-	2,406
1GS164	Saunders '49 Athletic Scholarship	(2,218)			2,224					2	8
1GS165	Cross Country Book Scholarship Fund	(1,386)								1,754	368
1GS166	UNH Swimming & Diving Endowed Fund	(2,086)			2,091					1	6
1GS167	Tom Smart '70 Athletic Scholarship	(1,303)			3,710					2,002	4,409
1GS168	Biggleston Women's Athletics Schol.	(1,092)			1,095					1	4
1GS169	Bill & Hazel Pizzano Football Schol	(22,879)			22,878					3	2
1GS170	Cory L. Schwartz '82 Ski Team Endow	(1,000)			1,313					1,338	1,651
1GS171	Raymond Donnelly Jr Athletic Schol.	(1,973)			1,978					1	6
1GS172	Stockbridge - Kast Scholarship Fund	(949)			1,013					2	66
1GS173	Bob Lamothe '60 Family Scholarship	(102)			103					3	4
1GS174	Beaulieu '75 Athletic Scholarship	(1,101)			1,205					3	107
1GS175	Forkey - Lundholm Athletic Scholars	(172)			173					2	3
1GS176	Victory Fund				1,600		(149,632)			205,763	57,731
1GS177	Linda Hall '62 Women's Alpine Fund	(2,916)			2,984					2,984	3,052
1GS178	Megan E. Scanlon '13 Athl Schlarshp	(2,220)			2,226					1	7
1GS179	Brownell Family Athletic Scholarship	(2,545)			2,552					1	8
1GS180	NCAA Special One-Time Distribution	(113,178)				(92,166)	(85,818)			432,630	141,468
1GS181	Chandler Family Athletic Scholarship	(10,000)			10,000					10,000	10,000
1GS182	BGen Seay '68 Athletics Scholarship	(2,012)			2,013					-	1
1GS183	Skelley '52 Family Athletic Schol.	(516)			2,331					-	1,815
1GS184	Clevend "Howie" Howard III Scholars	(2,168)			2,168					-	-
1GS185	Student Athlete Excellence Fund				121,000		(3,189)			38,852	156,663
1GS186	Richard Umile 72 Hockey Scholarship	(2,500)								2,500	-
1GS187	Athletics Equipment Room				193					-	193
1GS188	Wildcat Fueling Station				100					-	100
1GT002	Facilities Chair Fund									230	230
1GT003	Coe-Hall Fund				8,429		(6,600)			6,600	8,429
1GU001	Winfred E Chesley Fund	(750)			757					-	7
1GU002	Concord Chapter Alumni Scholar				479					-	479
1GU008	Alvin R Ingram Fellowship	(300)			318					-	18

UNIVERSITY OF NEW HAMPSHIRE DURHAM
DETAILED SCHEDULE OF REVENUES, EXPENSES, AND TRANSFERS
FOR THE YEAR ENDED JUNE 30, 2019

Fund	Fund Title	Net Student Tuition	Grant Revenue¹	Auxiliary Revenue	Appropriations & Other Revenue	Employee Compensation	Supplies and Services	Other Expenses	Transfers In/(Out)	Beginning Fund Balance 06/30/2018	Ending Fund Balance 06/30/2019
1GU009	Marcia McCann Scholarship				1,230					10,921	12,151
1GU010	Petmezas Scholarship				4,048					80,309	84,357
1GU012	Counseling Program Scholarship				225					645	870
1GU015	Graduate School Scholarships				400					9,911	10,311
1GU016	UNH Graduate Fellowship Fund				4,566					3,807	8,373
1GU017	Winnie R Allen Scholarship	(45,180)			45,079					102	1
1GU018	Abbiati Memorial Scholarship	(700)			1,001					-	301
1GU019	Forrest Eugene Adams Memorial				439					-	439
1GU020	Alpha Tau Omega - Albert A Bro				575					-	575
1GU021	Governor John H Bartlett Fund	(950)			953					-	3
1GU022	Frank Booma Memorial Scholarship	(295)			339					-	44
1GU023	The Bunny Bryant Class of 1927	(5,500)			3,866					8,337	6,703
1GU024	Louis P Bourgoin Scholarship				283					-	283
1GU025	Harvey L Boutwell Scholarship				472					-	472
1GU026	Edmund L Brigham Scholarship	(790)			797					-	7
1GU027	O B Brown Scholarship Fund	(760)			762					-	2
1GU028	Edna O Brown Scholarship	(3,000)			3,260					-	260
1GU029	Cartlands of Lee Scholarship	(2,000)			1,090					2,147	1,237
1GU030	James R. Carter Memorial Schola	(1,920)			1,923					-	3
1GU031	Frank B Clark Fund				1,734					19,186	20,920
1GU032	Stephen Decesare Memorial Schol				681					-	681
1GU033	Class of 1898 Scholarship	(31,395)			31,399					-	4
1GU034	Ben & Zelma Dorson Endowed Sch	(8,700)			8,737					-	37
1GU035	Class of 1916 Scholarship	(450)			495					-	45
1GU036	William S Sayward Class of 192	(5,950)			5,969					-	19
1GU037	Class of 1928 Scholarship	(11,250)			11,848					-	598
1GU038	Class of 1922 Scholarship	(4,900)			4,913					-	13
1GU039	Class of 1931 Alumni Memorial	(6,000)			6,585					-	585
1GU040	Bank Meridian Scholarship	(8,400)			2,222					49,887	43,709
1GU041	Class of 1938 Memorial Scholar				1,418					-	1,418
1GU042	Clarence E Clement Scholarship	(190)			193					-	3
1GU043	Corrine H Coburn Fund				1,598					-	1,598
1GU044	Katharine Demeritt Memorial Sc	(550)			557					-	7
1GU045	Melbourne W. Cummings Endowed	(85,850)			85,873					-	23
1GU046	Paul Edward Corriveau Memorial	(350)			472					-	122
1GU048	Currier Fisher Scholarship Fund				1,404					-	1,404
1GU049	G Harris Daggett Memorial Schol	(750)			1,329					-	579
1GU050	Alexander DanOff Endowed Schol	(500)			1,098					-	598
1GU051	Robert L Deming Scholarship Fund				387					-	387
1GU052	Kenneth E Denham Memorial Schol	(440)			443					-	3
1GU053	Harry W Evans Scholarship	(840)			847					-	7
1GU054	Sylvester M Foster Fund	(160)			166					-	6
1GU055	Fred Englehart Scholarship Fun	(6,650)			6,760					-	110
1GU056	Adelaide M Gooding Fund	(5,280)			5,282					-	2
1GU057	John W Haines Scholarship				409					-	409
1GU058	Willis DF Hayden Scholarship				757					-	757
1GU059	Helen E Hayes Scholarship Fund	(2,130)			2,130					-	-
1GU060	Henderson Memorial Scholarship	(920)			980					-	60
1GU061	Larry Hogan Scholarship Fund	(11,700)			11,728					-	28
1GU062	Hennessey Scholarship	(1,300)			1,257					92	49
1GU063	Dorice & Richard Horan Scholarship	(1,920)			1,920					-	-
1GU064	Edgar C Hirst Scholarship Fund	(2,100)			2,139					-	39
1GU065	H A Holbrook Scholarship	(1,368)			1,369					-	1
1GU066	Michael J and Nellie M Houriha	(3,380)			3,385					-	5
1GU067	Cyril Thomas Hunt Memorial Schol	(500)			1,068					-	568
1GU068	John S Holland Memorial Schol				820					1,223	2,043
1GU069	Miriam Jackson Memorial Schol	(4,860)			1,720					3,145	5

UNIVERSITY OF NEW HAMPSHIRE DURHAM
DETAILED SCHEDULE OF REVENUES, EXPENSES, AND TRANSFERS
FOR THE YEAR ENDED JUNE 30, 2019

Fund	Fund Title	Net Student Tuition	Grant Revenue¹	Auxiliary Revenue	Appropriations & Other Revenue	Employee Compensation	Supplies and Services	Other Expenses	Transfers In/(Out)	Beginning Fund Balance 06/30/2018	Ending Fund Balance 06/30/2019
1GU071	Lillian Johnson Scholarship	(32,600)			33,115					-	515
1GU072	Richard Bruce Johnston Scholar				404					-	404
1GU073	Elizabeth Jones Class of 1922	(51,000)			30,332					25,502	4,834
1GU074	Ilmari Kainu Memorial Scholars	(10,375)			10,405					-	30
1GU075	Hannaford Bros. Endowed Schol	(540)			542					-	2
1GU076	Donald Whitney Libby Memorial	(420)			526					-	106
1GU077	Mildred B Lionstone Scholarship				184					-	184
1GU078	Janet Clark '42 Memorial Endow				2,187					-	2,187
1GU079	Nancy E Lougee Memorial Schol				852					-	852
1GU080	Harry Macleod Memorial Schol	(405)			406					-	1
1GU081	Berry-Mattoon Fund	(4,565)			4,571					-	6
1GU082	J Herbert Marceau Scholarship	(1,650)			1,659					-	9
1GU083	Philip M Marston Scholarship	(13,500)			541					13,193	234
1GU084	McLane Family Endowed Scholarship				331					-	331
1GU085	Howard E McLane Memorial Schol	(2,160)			2,163					-	3
1GU086	Jw McConnell Scholarship Fund	(1,950)			1,955					-	5
1GU087	Elinor Metcalf Scholarship	(2,650)			576					2,082	8
1GU088	E Roger Montgomery Memorial Schol	(480)			488					-	8
1GU089	Mortarboard Scholarship	(10,950)			280					10,795	125
1GU090	Maurice E Herbonne Scholarship				206					-	206
1GU091	Barbara King Newman Scholarship	(5,700)			1,885					3,820	5
1GU092	NH Branch National Civic Fed	(180)			182					-	2
1GU093	The Ordway Fund	(325)			342					-	17
1GU094	Albert N Otis Scholarship Fund	(4,550)			4,552					-	2
1GU095	George Downes Parnell Memorial	(280)			290					-	10
1GU096	Nettie M & Charles Parker Mem				129					-	129
1GU097	Isabel Paul Scholarships	(7,950)			8,277					-	327
1GU098	Robert G Perrault Memorial Schol	(1,300)			1,309					-	9
1GU099	Luella Pettee Fund	(310)			312					-	2
1GU100	Physical Plant O & M Public Sa	(1,500)								1,541	41
1GU101	Rosencrans W Pillsbury				83					-	83
1GU102	Phi Mu Delta Scholarship Fund	(6,400)			6,401					-	1
1GU103	Barbara Russell	(1,690)			1,699					-	9
1GU104	Frank Randall Scholarship Fund	(20,382)			20,411					-	29
1GU105	Alfred Ernest Richards Scholar	(350)			828					755	1,233
1GU106	Lena Snow Sargent Scholarship	(6,845)			7,454					-	609
1GU107	Charles H Sanders Fund	(490)			497					-	7
1GU108	Walter N Shipley Fund	(300)			331					-	31
1GU110	Mary F Simpson Scholarship Fun	(11,100)			11,122					-	22
1GU111	J Guy Smart Scholarship Fund	(18,450)			19,378					-	928
1GU112	Roderick W Smith Scholarship				166					-	166
1GU114	Frederick Smyth Book Fund	(343)			342					1	-
1GU115	E.F. & M.M. Cutts 1916 Scholar	(11,250)			7,958					3,348	56
1GU116	Victor & Mabel Smith Scholarship	(560)			565					-	5
1GU117	Paul Spilios Memorial Fund	(2,500)			220					2,494	214
1GU118	William C. + Doris E. Sterling	(2,000)			2,312					-	312
1GU119	Charles Stillings Fund	(24,350)			24,424					-	74
1GU120	Fred Weare Stone Memorial	(32,750)			31,567					1,193	10
1GU121	Colonel Samuel J Sutherland Sc				324					-	324
1GU122	Corinne Trippetti Art Scholars	(1,600)			1,626					-	26
1GU123	Alberta Curry Virgil Memorial				2,272					-	2,272
1GU124	Theron A Thorp Memorial Schol	(1,150)			1,383					-	233
1GU125	James A Wellman Memorial Schol	(4,130)			4,139					-	9
1GU126	Earle A Welch Scholarship	(750)			762					-	12
1GU127	Bertha I Norton	(1,600)			1,627					-	27
1GU128	George T. Gilman Fund For Inte	(3,240)			3,248					-	8
1GU129	The Blanche Dimond White and G	(270)			270					-	-

UNIVERSITY OF NEW HAMPSHIRE DURHAM
DETAILED SCHEDULE OF REVENUES, EXPENSES, AND TRANSFERS
FOR THE YEAR ENDED JUNE 30, 2019

Fund	Fund Title	Net Student Tuition	Grant Revenue¹	Auxiliary Revenue	Appropriations & Other Revenue	Employee Compensation	Supplies and Services	Other Expenses	Transfers In/(Out)	Beginning Fund Balance 06/30/2018	Ending Fund Balance 06/30/2019
1GU130	Avrum Gudelsky Endowed Schol	(950)			2,890					2,341	4,281
1GU131	Charles H Wiggin Scholarship	(306)			1,901					-	1,595
1GU132	Walter M Wiggin Scholarship	(825)			828					-	3
1GU134	John G. Winant Memorial Schol	(15,500)			16,507					13,792	14,799
1GU135	George H Williams Fund	(1,750)			1,752					-	2
1GU136	George P. Wood Shoals Marine L	(40,008)			19,058					54,411	33,461
1GU137	Austin Nickerson Memorial Fund	(3,390)			3,393					-	3
1GU138	Gladys Wheeler Simeroth Endow	(960)			966					-	6
1GU139	William H Yale Scholarship Fund	(11,090)			11,296					-	206
1GU140	Paul M. Barlow Memorial Prize				347					5,950	6,297
1GU141	Lt Albert A Charait Fund				166					247	413
1GU142	Class of 1899 Prize	(139)			138					1	-
1GU144	Helen Duncan Jones Prize	(206)			206					-	-
1GU145	Mr & Mrs S Morris Locke Prize				520					2,396	2,916
1GU146	Mask And Dagger Achievement Award				1,072					205	1,277
1GU147	Erskine Mason Memorial Prize	(134)			134					-	-
1GU148	Leonard P Novak Memorial Award	(850)			889					-	39
1GU149	Richard J. Shea Memorial Award	(300)			296					559	555
1GU150	Smyth Memorial Prize				433					1	434
1GU151	Anna Zornio Memorial Fund				293		(1,083)			1,531	741
1GU152	Raymond E Bassett Memorial Pri	(60)			61					-	1
1GU153	Burlingame Senior Student Loan				1,221				(46,677)	45,456	-
1GU155	Class of 1948 Trust Fund				561					1,815	2,376
1GU156	Carol Korzeniewski Endowed Fun	(630)			638					-	8
1GU157	Diettrich Memorial Cup Fund				23					956	979
1GU158	The Ben Bronstein Endowed Schol	(800)			966					595	761
1GU160	Fuller Foundation Endowed Fund	(1,000)			998					3,954	3,952
1GU161	Sam Rosen Endowment Scholarship	(1,000)			777					331	108
1GU162	General Melvin Zais Endowed Schol	(1,383)			1,383					1	1
1GU163	The Frances Kling 1920 Schol	(800)			851					-	51
1GU164	Arthur E Clapp Memorial Schol	(600)			652					-	52
1GU165	S Judson Dunaway Fund	(3,200)			3,211					-	11
1GU167	American Hotel Foundation Schol	(8,848)			11,750					-	2,902
1GU168	Peter Lino Barili Mem Schol	(1,000)			2,528					11,262	12,790
1GU169	Gertrude Phelps Carlson Memorial	(850)			741					545	436
1GU172	W T Grant Scholarship	(1,200)			1,210					-	10
1GU181	Governor Wesley Powell Scholar	(1,320)			1,322					-	2
1GU192	Scholarships	(194,783)			106,047				1,562	123,592	36,418
1GU193	WHEB - Annual Scholarship								(4)	4	-
1GU196	Booth Foundation Intrnl House								(528)	528	-
1GU199	Scholarships	(1,950)			3,911					-	1,961
1GU201	Peter & Francis Martin	(7,600)			7,612					-	12
1GU202	Granger Scholarship Endow	(4,900)			4,918					-	18
1GU203	Class 33 End For Honors	(5,500)			6,415					-	915
1GU207	Martha Hopkins Award	(2,000)			1,459					47,539	46,998
1GU209	Paul A Cote Scholarship	(7,350)			7,376					-	26
1GU210	Penney Family Scholarship	(1,800)			1,810					-	10
1GU211	Honors Research Support Fund				25					88	113
1GU213	Class of 51 Endow Schol	(7,700)			8,014					-	314
1GU214	Ruth Cheney Streeter Schol Fnd	(1,040)			1,043					-	3
1GU215	Col John & Helena Ayotte	(17,850)			17,855					-	5
1GU216	Temple Beth Israel Scholarship	(3,000)			3,106					-	106
1GU217	Ruth Taber Morrell Scholar	(13,550)			15,156					-	1,606
1GU218	Bernice Gray Hanhisalo Art Sch	(1,250)			400					2,715	1,865
1GU219	Mcintosh Foundation Scholarship	(1,800)			1,808					-	8
1GU220	CEPS Engineering Scholarship	(8,750)			7,705					1,055	10
1GU221	Norma V And John W Spaven	(6,000)			6,504					-	504

UNIVERSITY OF NEW HAMPSHIRE DURHAM
DETAILED SCHEDULE OF REVENUES, EXPENSES, AND TRANSFERS
FOR THE YEAR ENDED JUNE 30, 2019

Fund	Fund Title	Net Student Tuition	Grant Revenue¹	Auxiliary Revenue	Appropriations & Other Revenue	Employee Compensation	Supplies and Services	Other Expenses	Transfers In/(Out)	Beginning Fund Balance 06/30/2018	Ending Fund Balance 06/30/2019
1GU222	Forrest S Smith Fund	(38,550)			38,573					-	23
1GU223	Christopher F Weinheimer Schol	(1,000)			2,000					2,250	3,250
1GU226	Seron Bailey Hotel Admin Schol	(4,950)			6,669					6,634	8,353
1GU227	Lola M Preston Endowed Scholar	(2,750)			2,754					-	4
1GU230	Multiculture Recruitment Fund	(37,950)								38,762	812
1GU231	Class of 1944 Endowed Scholar	(3,060)			3,067					-	7
1GU232	Elizabeth Murdoch Fisher 29 Sc	(4,105)			4,107					-	2
1GU233	Class of 1961 Endowed Scholars	(6,150)			6,167					-	17
1GU235	William Law Scholarship Fund	(2,800)			2,277					579	56
1GU240	Peterson Carsey Minority Schol	(7,000)			6,325					711	36
1GU241	Ruth Woodruff Scholarship Fund	(1,600)			1,984					-	384
1GU242	Austin & Winona Hubbard Schol	(170,110)			170,115					-	5
1GU244	Class of 1950 Endowed Schol	(20,748)			21,473					-	725
1GU245	University Community Scholars	(5,500)			5,532					-	32
1GU246	Hutchins Family Fund Scholarship	(1,840)			1,842					-	2
1GU247	Ingeborg Lock Endowed Scholar	(1,050)			2,146					-	1,096
1GU248	Marvin A Levins Scholarship	(4,000)			4,131					-	131
1GU249	Class of 1948 Scholarship Fund	(9,275)			7,907					2,500	1,132
1GU250	Kate Harvey Burns Scholarship	(31,550)			31,891					5	346
1GU251	1929 Lewis Stark Scholarship	(400)			1,079					-	679
1GU252	Ralph & Aline Parker Endowment	(800)			878					-	78
1GU253	George Bergeron Scholarship	(8,250)			9,590					-	1,340
1GU254	Paul Caswell & Family Fund	(12,550)			12,585					-	35
1GU255	Brownell Family Scholarship	(10,525)			10,767					-	242
1GU256	Next Horizon Scholarship Fund	(6,270)			6,278					-	8
1GU257	Minigan Family Scholarship	(1,500)			1,842					-	342
1GU258	Robert & Bertha Laplante Schol	(1,820)			1,829					-	9
1GU259	Beverly Hoover Scholarship Fund	(5,090)			5,091					-	1
1GU260	Norman Gagnon Scholarship Fund	(4,500)			2,558					2,393	451
1GU261	Class of 1960 Scholarship Fund	(6,450)			7,218					-	768
1GU262	Tyco Scholars Fund	(131,600)			109,748					49,728	27,876
1GU263	Dean C Smith Whittemore Scholarship	(888)			888					-	-
1GU265	Robert & Linda Spear Scholarship	(2,000)			4,307					-	2,307
1GU266	Michael Berry Scholarship Fund	(3,860)			3,864					-	4
1GU267	Joseph Zock Liberal Arts Scholarshp	(4,150)			4,477					954	1,281
1GU268	Gullotti MBA Scholarship Fund	(2,800)			2,886					-	86
1GU269	Tracy Family Scholarship Fund				1,415					-	1,415
1GU270	Ernest Easter Scholarship Fund	(7,550)			7,598					-	48
1GU272	Edmund Miller Scholarship Fund	(9,915)			5,481					4,437	3
1GU273	Kyle Frey Endowed Scholarship	(5,000)			5,003					-	3
1GU274	Dean C Smith Thompson Schol	(3,470)			930					2,544	4
1GU275	Mid-Atlantic Chapters Schlrsrp	(2,000)			2,043					-	43
1GU276	Levine/Benson Technology Schol	(6,850)			6,854					-	4
1GU277	Nassikas Scholarship Fund	(5,500)			5,529					-	29
1GU278	Class of 1953 Endowed Scholarship	(12,950)			13,658					-	708
1GU279	The Joy Student Scholarship Fund	(57,750)			57,949					-	199
1GU280	Granite State Scholars Endow PO	(76,490)			76,492					-	2
1GU282	Maurice C Paige Scholarship Fund	(19,630)			2,723					16,910	3
1GU284	John & Katharyn Williams Scholarshi	(5,876)			1,657					5,877	1,658
1GU286	Hanson Endowed Scholarship Fund	(167,153)			97,509					253,512	183,868
1GU287	Arthur H Carter	(21,750)			21,756					-	6
1GU290	Heath "Grumblenot" Scholarship Fund	(763)			1,526					-	763
1GU291	Pickett Family Scholarship Fund	(67,345)			29,070					57,406	19,131
1GU292	James H Trainor Memorial Scholarshp	(3,190)			3,197					-	7
1GU293	Gray-White-Shields Scholarship Fund	(102,370)			102,417					-	47
1GU294	Class of 1956 Endowed Scholarship	(7,330)			7,331					-	1
1GU296	Unique Endowment Allocation Plan	(1,257,745)			1,257,754					-	9

UNIVERSITY OF NEW HAMPSHIRE DURHAM
DETAILED SCHEDULE OF REVENUES, EXPENSES, AND TRANSFERS
FOR THE YEAR ENDED JUNE 30, 2019

Fund	Fund Title	Net Student Tuition	Grant Revenue¹	Auxiliary Revenue	Appropriations & Other Revenue	Employee Compensation	Supplies and Services	Other Expenses	Transfers In/(Out)	Beginning Fund Balance 06/30/2018	Ending Fund Balance 06/30/2019
1GU297	McCaffrey Endowed Scholarship Fund	(4,890)			4,892					-	2
1GU298	William Sanderson Endowed Scholarsh	(1,360)			1,360					-	-
1GU299	Terragni Family Scholarship Fund	(2,480)			2,480					-	-
1GU300	Wyman Endowed Scholarship Fund	(5,750)			5,961					-	211
1GU301	Class of 1957 Endowed Scholarship	(15,100)			15,111					-	11
1GU302	Ormond A Roberts Scholarship Fund	(3,800)			3,814					-	14
1GU303	Weglarz Memorial Scholarship Fund	(3,070)			3,078					-	8
1GU305	Libbey '79 Fund-Science Diversity	(8,400)			8,521					-	121
1GU306	Roger Bougie '56 Scholarship Fund	(7,700)			7,737					-	37
1GU307	Rydin Family Scholarship Fund	(12,150)			4,960				7,238		48
1GU308	UNH Rollinsford Area Scholarship	(69,600)			13,559				63,962		7,921
1GU309	Selma Naccach-Hoff Schol-Liberal Ar				2,528				-		2,528
1GU310	Takeuchi '48 & Rantala '44	(3,200)			3,207				-		7
1GU311	Edith M Blake Scholarship Fund	(19,450)			19,456				-		6
1GU312	Paul Shea '51 Memorial Scholarship	(1,000)			1,050				125		175
1GU313	Harvey & Carmen Bergeron Scholarship	(2,650)			3,650				-		1,000
1GU314	William Heywood '60 Endowed Schol				1,908				-		1,908
1GU315	Fred J Bennett '54	(3,875)			3,019				2,286		1,430
1GU317	70's Decade Alumni Scholarship Fund	(1,850)			2,048				-		198
1GU318	Claycomb '75 Environmental Sciences	(2,560)			2,569				-		9
1GU319	Class of 1958 Endowed Scholarship	(4,385)			4,385				-		-
1GU320	Andrew Janetos Scholarship Endowmnt				1,021				-		1,021
1GU322	Ambrose Occupational Therapy Schol	(4,000)			4,174				-		174
1GU323	UNH Nursing Alumni Scholarship				200				845		1,045
1GU324	Muriel Weissman Student Scholarship	(24,600)			24,720				-		120
1GU325	Christopher Arre MSW Scholarship								8,916		8,916
1GU327	UNH Foreign Language Scholarship	(3,200)			4,118				-		918
1GU328	UNH Engineering Scholarship	(4,038)			4,040				-		2
1GU329	John '54 & Anne '56 Boehle Scholrsh	(1,650)			1,658				-		8
1GU330	J Todd Minor '76 Schol/Life Science	(2,648)			2,649				-		1
1GU331	PB Allen '58 Tau Kappa Epsilon Scho	(43,500)			11,359				61,785		29,644
1GU332	Claire & Henry Grady	(2,200)			2,261				-		61
1GU333	Northeast Passage Athletic Excellen	(5,000)			2,057				4,239		1,296
1GU335	Jay McSharry '90 Diversity Schlrshp	(2,728)			2,729				-		1
1GU336	Hannaway '58 Scholarship Fund	(3,150)			2,614				1,469		933
1GU337	Robert & Tina Dudley Scholarship Fn	(2,400)			1,244				3,161		2,005
1GU338	Verne & Kay Brown Elec & Comp Scho	(3,250)			2,565				2,789		2,104
1GU339	Stephany M Lavallee Nursing Schol	(2,500)			3,073				1,646		2,219
1GU340	Occupational Therapy Scholarship	(500)			7,705				500		7,705
1GU341	Walter A. Calderwood Jr. '34 Schol.	(2,050)			2,057				-		7
1GU342	T. Ralph & Isabelle Meyers Fund	(1,200)			1,207				-		7
1GU343	UNH Foundation Scholarship	(2,400)			2,415				-		15
1GU344	Patricia M. Flowers '45 Scholarship	(9,100)			9,114				-		14
1GU345	Muriel M. Barr Nursing Scholarship	(8,000)			8,076				-		76
1GU346	Alice Freeman Reed Scholarship Fund	(7,250)			1,993				5,301		44
1GU348	Jane & Lincoln Colby Scholarship	(4,400)			4,431				-		31
1GU349	Kerry Duncan Forbes Scholarship				1,668				-		1,668
1GU351	Steelman Athletics Scholarship Fund	(1,358)			1,460				-		102
1GU352	Paul & Ann Stewart Memorial Schol.	(2,070)			2,079				-		9
1GU353	Doug & Stella Scamman Scholarship	(615)			1,232				-		617
1GU354	James Page & Amy Sherman Endowment	(1,464)			1,466				-		2
1GU355	Edward J. Flynn Scholarship Fund	(3,548)			3,548				-		-
1GU356	Gay Brookes '61 Scholarship Fund	(2,000)			2,223				-		223
1GU357	The Patrick Family Scholarship Fund	(2,700)			1,517				1,186		3
1GU358	John D. DuRie Family Scholarship				1,494				-		1,494
1GU359	The Zissi Family Scholarship Fund	(1,840)			1,844				-		4
1GU360	A. Storace, DMD Family Scholarship	(1,395)			1,400				-		5

UNIVERSITY OF NEW HAMPSHIRE DURHAM
DETAILED SCHEDULE OF REVENUES, EXPENSES, AND TRANSFERS
FOR THE YEAR ENDED JUNE 30, 2019

Fund	Fund Title	Net Student Tuition	Grant Revenue¹	Auxiliary Revenue	Appropriations & Other Revenue	Employee Compensation	Supplies and Services	Other Expenses	Transfers In/(Out)	Beginning Fund Balance 06/30/2018	Ending Fund Balance 06/30/2019
1GU361	Hitchiner Manufacturing Scholarship	(4,500)			2,136					2,385	21
1GU362	Dupont Family Scholarship Fund	(1,208)			1,210					-	2
1GU363	Deborah Ann Lada '78 Scholarship	(2,325)			2,328					-	3
1GU364	Martha R. Stebbins Scholarship Fund	(2,444)			2,467					-	23
1GU365	Thomas E. Callahan '62 Family Fund	(3,450)			1,722					1,734	6
1GU366	Virginia F. Small Scholarship Fund	(2,300)			2,333					-	33
1GU367	Cheryl Dickson '63 Athletics Schol.	(1,220)			1,220					-	-
1GU368	The Carver Scholarship Fund	(3,645)			2,013					1,854	222
1GU369	K. McKinnon '62 Athletics Schol.				1,284					-	1,284
1GU370	Michael Riley Memorial Scholarship	(1,100)			1,167					639	706
1GU371	M. Christine Dwyer '72G Scholarship	(704)			1,409					-	705
1GU372	Todd W. Hansen '86 Memorial Schol.	(895)			1,992					-	1,097
1GU373	J. Morgan & Tara Rutman Scholarship				1,220					-	1,220
1GU374	Harry A. Schult Scholarship Fund	(2,864)			2,866					-	2
1GU375	Bradley & Judith Aiken Scholarship	(1,195)			1,196					-	1
1GU376	Barbara Rose Noonan Scholarship	(1,130)			1,134					-	4
1GU377	Joseph L. Robinson Scholarship Fund				806					-	806
1GU378	Richard E. Galway '66 Scholarship	(4,600)			1,211					3,407	18
1GU379	Sharyn Zunz Scholarship Fund	(1,700)			5,291					2,580	6,171
1GU380	The Fund for New Hampshire Students	(105,212)			58,603				1,282	59,091	13,764
1GU381	Class of 1970 Scholarship Fund	(1,328)			1,329					-	1
1GU382	Lloyd & Beverley Jordan Scholarship	(6,500)			7,125					-	625
1GU383	Craig & Linda Rydin Scholarship	(94,750)			95,569					137,749	138,568
1GU384	'Navy' Labnon Hospitality Schol.	(16,250)			12,178					19,783	15,711
1GU385	Richard & Carol Trombly Scholarshp	(1,230)			1,236					-	6
1GU386	Iola & Leslie Hubbard Scholarship	(8,600)			8,614					-	14
1GU387	Dr. Filson H Glanz Scholarship-CEPS	(1,865)			2,488					-	623
1GU388	Cl' of '64 Endowed Scholarship Fund	(6,860)			6,864					-	4
1GU389	MBA Class of 1987 Scholarhip Fund	(4,950)							(34)	4,984	-
1GU391	Eugene A. Savage Scholarship Fund				1,441					-	1,441
1GU392	McDevitt Family Scholarship Fund	(2,125)			2,075					1,499	1,449
1GU393	Judith Anne Hill '48 Scholarship	(2,480)			2,488					-	8
1GU394	Class of 1962 Student Enrichment	(3,575)			2,576					1,001	2
1GU395	Class of 1963 Scholarship Fund	(3,860)			4,567					-	707
1GU396	Joseph & Susan Garofoli Scholarship	(4,400)			4,433					-	33
1GU397	UNH Student Impact Scholarship Fund	(21,000)			5,000					21,000	5,000
1GU398	Charron Class of 1964 Scholarship				2,179					200	2,379
1GU399	Jeannette & Cedric Ruitter Scholarsh	(3,550)			4,337					-	787
1GU400	Charles & Miriam Nelson Scholarship	(6,900)			6,926					-	26
1GU401	Carl Sherman Batchelder Scholarship	(12,700)			11,818					883	1
1GU402	Matthew J. Witkos '89 Scholarship	(800)			1,492					-	692
1GU403	Henry & Estelle Hunt Scholarship				2,323					-	2,323
1GU404	Ernest J Clarke '59 Art Scholarship	(7,350)			7,684					-	334
1GU405	The Clark Family Scholarship Fund	(1,730)			1,738					-	8
1GU407	Staff Sgt Ryan Pitts '13 Sclorship	(1,500)			3,024					1,435	2,959
1GU409	Robart 73 & Shanahan 74 Scholarship	(3,190)			3,194					-	4
1GU410	Gorman Family Scholarship Fund	(6,850)			6,868					-	18
1GU411	Barbara & Irving Wood Scholarship	(6,230)			6,238					-	8
1GU412	Ellis-Armstrong Family Scholarshhip	(2,350)			2,381					-	31
1GU413	Hitchiner Mfg Schol. for Business	(5,650)			2,475					3,195	20
1GU414	Pilot Scholarship Fund	(30,950)			30,963					-	13
1GU415	Angelo & Stewart Volpe Scholarship	(4,300)			4,305					-	5
1GU416	Bean Family Endowed Fund - Schol.	(3,050)			1,768					1,332	50
1GU417	Lynne & Michael Dougherty Scholrshp	(5,220)			4,641					587	8
1GU418	The Montrone Family Scholarships	(25,000)								25,000	-
1GU421	NH Veterans Family Scholarship Fund	(3,900)			3,909					-	9
1GU422	Clyde & Patricia Coolidge Scholars	(2,300)			2,330					-	30

UNIVERSITY OF NEW HAMPSHIRE DURHAM
DETAILED SCHEDULE OF REVENUES, EXPENSES, AND TRANSFERS
FOR THE YEAR ENDED JUNE 30, 2019

Fund	Fund Title	Net Student Tuition	Grant Revenue¹	Auxiliary Revenue	Appropriations & Other Revenue	Employee Compensation	Supplies and Services	Other Expenses	Transfers In/(Out)	Beginning Fund Balance 06/30/2018	Ending Fund Balance 06/30/2019
1GU423	June C. Tanner Endowed Scholarship	(20,340)			20,342					-	2
1GU424	Connie Chung & Maury Povich Schol.	(3,000)			3,124					-	124
1GU425	George Guphill '28 Memorial Schol.	(4,350)			4,370					-	20
1GU426	Great East Scholarship Fund				1,342					-	1,342
1GU427	Governor's Success Scholarship				15,822					500	16,322
1GU428	Elizabeth Ward Scholarship Fund	(119,112)			120,000					120,000	120,888
1GU429	Susan H. McFarland '72 Scholarship	(4,221)			4,221					-	-
1GU430	Kent & Nancy Pieri Endowed Scholars				850					-	850
1GU431	James & Anne Twaddle Scholarship	(2,538)			2,539					-	1
1GU432	Leonard Seeche Family Scholarship	(3,120)			1,563					1,566	9
1GU433	Granite Guarantee	(8,050)			4,457					7,891	4,298
1GU435	Richard & Margot Oman Scholarship	(1,110)			1,117					-	7
1GU436	Hubbell Engineering Scholarship	(1,240)			1,248					-	8
1GU437	Stuart Eynon '49 Family Scholarship	(2,000)			2,013					-	13
1GU438	Erick Faul '00 Scholarship	(2,200)			2,205					-	5
1GU439	Elias Gordon '59 Scholarship	(5,240)			5,243					-	3
1GU440	PAUL -Stewart Family Scholarship	(1,200)			1,211					-	11
1GU441	COLSA - Stewart Family Scholarship				1,211					-	1,211
1GU442	Peter & Nancy French Scholarship				403					-	403
1GU443	Vickers Family Scholarship	(10,000)			5,000					5,000	-
1GU444	Martha Oakman Clinton 65 Arts Schol	(800)			805					-	5
1GU445	David Burton Schol for Mathematics	(3,200)			3,201					-	1
1GU446	Winfred Joslin Nichols '33 Scholars				405					-	405
1GU448	NH Governor's Scholarship Program	(41,500)			42,000					-	500
1GU449	Student Impact Scholarship-P Coffin	(2,500)			5,000					-	2,500
1GU451	Student Impact Scholarship-J. Trepp				10,000					-	10,000
1GW001	NH College Transfer Scholarship	(7,500)								7,500	-
1GW047	Dr Frederick Samuels Fund Diversity	(9,598)			1,495					13,092	4,989
1GX002	4-H Camp Scholarships				7,945		(10,209)			16,364	14,100
1GX003	Marine Docent Endowed Fund				7,504					41,139	48,643
1GX006	CE Gifts-Sea Grant&Water Res				2,700	(1,807)	(1,266)		190	4,765	4,582
1GX007	Community & Economic Development				338		(1,188)		15	973	138
1GX008	CE Gifts-Family Development					(400)				4,164	3,764
1GX009	Food & Agriculture Gift Fund				9,241	(430)	(1,484)			1,840	9,167
1GX010	NH 4-H Fdn & 4-H Youth Development				81,193		(96,326)		1,608	197,211	183,686
1GX011	CE Youth & Family Development				1,246		(1,075)			3,831	4,002
1GX012	CE Natural Resources Gift Fund				27,923	(1,430)	(670)		375	10,731	36,929
1GX014	4-H Sheep Program Fund									1,235	1,235
1GX015	Coos County 4-H Youth Dev Fund				532		(2,500)			5,459	3,491
1GX016	Ruth Kimball 4-H Endowed Fund				6,731		(5,422)			1,333	2,642
1GX017	Skoglung Endowed 4-H Fund				2,452		(3,000)			1,113	565
1GX018	Carl Hess 4-H Memorial Fund				2,747		(2,500)			449	696
1GX019	NH 4-H Milk Dealers Fund				1,353		(140)			1,202	2,415
1GX020	George D Kidder 4-H Fund				750					2,245	2,995
1GX021	Carroll T Stoddard 4-H Fund				613		(693)			5,726	5,646
1GX022	Tom Fairchild 4-H Dairy Fund				3,728		(3,500)			1,143	1,371
1GX023	Pual Carbino 4-H Scholarship				157		(500)			1,561	1,218
1GX024	Lucile Poland 4-H Teen Conference				118		(163)			318	273
1GX025	NH 4-H Horse Program Fund				288		(200)			541	629
1GX026	NH 4-H Poultry Growers Fund				209					2,777	2,986
1GX027	Internat'l 4-H Youth Exchange				532					4,995	5,527
1GX028	NH 4-H Alliance Endowed Fund				1,256		(1,000)			705	961
1GX029	Anna Mosher Boardman 4-H Fund				1,526					479	2,005
1GX031	Grube Other Research				1,200		(610)			12,161	12,751
1GX033	Neal Other Research				250		(548)			17,199	16,901
1GX034	New England Agriculture Eng				20					732	752
1GX035	Heckel Ext Educator Fellowship				1,814		(970)			11,900	12,744

UNIVERSITY OF NEW HAMPSHIRE DURHAM
DETAILED SCHEDULE OF REVENUES, EXPENSES, AND TRANSFERS
FOR THE YEAR ENDED JUNE 30, 2019

Fund	Fund Title	Net Student Tuition	Grant Revenue¹	Auxiliary Revenue	Appropriations & Other Revenue	Employee Compensation	Supplies and Services	Other Expenses	Transfers In/(Out)	Beginning Fund Balance 06/30/2018	Ending Fund Balance 06/30/2019
1GX036	Caswell Fund-Resrch Teaching Outrch				13,475	(13,475)				-	-
1GX037	Ruth Stimson Community Outreach Fnd				2,194	(40)				27	2,181
1GX038	Roy Foundation Conservation Fund					(17,932)	(492)			38,341	19,917
1GX039	4-H Centennial Fund						(2,599)			2,599	-
1GX040	Marshall 4-H Youth Opportunities Fn				1,439		(1,376)			1,784	1,847
1GX041	Dalrymple Community Outreach Fund				1,941	(2,344)				403	-
1GX042	Extension Volunteers in Conservatio				(990)	(3,340)	(1,709)		650	12,293	6,904
1GX043	Cooperative Extension Gift Fund				7,047	(9,170)	(219)		755	13,611	12,024
1GX044	Master Gardener Program Gift Fund				4,482				(7,734)	11,365	8,113
1GX045	PB Smith - Other Research				40					4,256	4,296
1GX046	William Spaulding Sea Grant Endowme				613		(1,154)			3,020	2,479
1GX047	CE Lakes Lay Monitoring				3,048		(170)		620	1,881	5,379
1GX048	4-H Camp Gifts						(437)			9,049	8,612
1GX049	4-H Urban Programming-Hillsborough						(201)			1,791	1,590
1GX050	William J Cowie 4-H Fund				39		(107)			1,873	1,805
1GX051	Saving Special Places Conference Fn				13,000	(7,114)	(8,357)			12,495	10,024
1GX052	Briggs NH Land & Water Education				13,813	(14,410)				37,544	36,947
1GX053	Greenhouse and Floriculture Gifts				(5,000)		(2,355)			23,240	15,885
1GX054	Pesticide safety Education Program				5,250					18,976	24,226
1GX055	CE Fund for Excellence									5,546	5,546
1GX056	Community Development Academy Fund									47	47
1GX057	4-H Healthy Living Fund						(169)			560	391
1GX058	Lakes Region Local Food Guide Gifts				500					625	1,125
1GX060	CE Stewardship Resource Center					(4,294)	(3,268)			17,367	9,805
1GX061	Pike Coop Ext Volunteer Leadership				2,127		(4,120)			2,113	120
1GX062	4-H Team CHAOS				4,615		(999)			6,118	9,734
1GX063	Tree Fruit Program				458		(62)			571	967
1GX064	Aquaculture Program						(1,786)			5,186	3,400
1GX066	UNH Nature Groupie				10,630	(6,390)	(23,839)			29,846	10,247
1GX067	Deans-Career & Professional Success				20,150	(9,457)	(1,042)			12,840	22,491
1GX068	NH Master Gardener Alumni Assoc.				5,617				8,184	-	13,801
1GX069	4-H InnovaTeen Program				3,000					3,000	6,000
1GX070	UNH Extension Coverts Project				2,989		(36)			1,000	3,953
1GX071	4-H Dairy Goat Program				5,000					-	5,000
1GX072	Coastal Research Volunteers				1,000		(283)			-	717
1GX073	Healthy Living Programs				6,030		(409)			-	5,621
1GX074	Richard George '65 Internships				50,000	(4,203)	(74)			-	45,723
1GZ000	Peter Paul Chair in Space Science				165,000	(165,000)				-	-
1GZ002	Climate Change Research Center									101	101
1GZ003	Iola Hubbard Climate Change Endowmt				96,404	(66,231)	(20,756)			1	9,418
1GZ005	Milton Bloomfield Fund				2,256	(4,230)	(91)			18,603	16,538
1GZ006	Huisking Foundation Gift Fund									1,500	1,500
1GZ009	Carbon Neutral New England 2020									1	1
1GZ010	LM RRS & Climate Change						(1,592)			6,532	4,940
1GZ011	Forest Watch Current Use									10,126	10,126
1GZ012	SMI SCHOLARSHIPS	(504)			342					504	342
1GZ013	MAR SCIENCE SCHOLAR-BICKFORD									1	1
1GZ014	DR. MARJORIE A PARSONS FUND	(3,986)			1,766					3,986	1,766
1GZ015	DORIS CHILD RENEY ARMBRUST FUND				1,850					28,669	30,519
1GZ016	MARINE PROGRAM ENDOWMENT				909					17,916	18,825
1GZ017	SHOALS MARINE LAB ENDOWMENT				8,719		(6,106)		(5,500)	56,211	53,324
1GZ018	JEAN & CARMEN RAGONESE FUND	(5,250)			1,998		(2,750)			11,253	5,251
1GZ019	CLASS OF 1937 PROFESSORSHIP				10,135	(1,562)				52,126	60,699
1GZ020	SHOALS MARINE LAB GIFTS	(75,336)			136,489	(4,945)	(18,665)		(49,807)	185,209	172,945
1GZ021	JEL ANNUAL GIFTS				50					8,851	8,901
1GZ022	W P MOORE MAR SCI LECTURE									10,000	10,000
1GZ023	ROBERT & DORIS TUTTLE ENDOWED FUND	(41,183)			31,607		(44,871)			121,542	67,095

UNIVERSITY OF NEW HAMPSHIRE DURHAM
DETAILED SCHEDULE OF REVENUES, EXPENSES, AND TRANSFERS
FOR THE YEAR ENDED JUNE 30, 2019

Fund	Fund Title	Net Student Tuition	Grant Revenue¹	Auxiliary Revenue	Appropriations & Other Revenue	Employee Compensation	Supplies and Services	Other Expenses	Transfers In/(Out)	Beginning Fund Balance 06/30/2018	Ending Fund Balance 06/30/2019
1GZ024	NEW HAMPSHIRE ESTUARIES PROJECT FUN				10,000		(21,600)			37,434	25,834
1GZ025	UNH MARINE PROGRAM GIFT FUND				3,743					24,105	27,848
1GZ026	C.F.JACKSON SCHOLARSHIP FUND	(4,456)			2,046					4,456	2,046
1GZ027	SPAULDING SHOALS LABORATORY ENDOW	(6,072)			1,670					6,072	1,670
1GZ028	SPAULDING JACKSON ESTUARINE LAB				1,670	(600)				2,279	3,349
1GZ029	Earth Watch Picture Post Network				50					80	130
1GZ031	CHASE '58 EXCELLENCE IN MARINE SCIE				2,245		(3,898)			3,542	1,889
1GZ032	ANDERSON FAMILY FUND-MARINE PROGRAM				1,080					2,714	3,794
1GZ033	PREP GIFT FUND				27,500	(18,211)	(156)			76,321	85,454
1GZ101	Center for Coastal Mapping (CCOM)									1,694	1,694
1GZ144	GEBCO Program Gift Fund				5,000		(8,444)			6,325	2,881
1GZ163	Rutman Shoals Marine Lab Scholars	(44,360)			55,000		(779)			316,029	325,890
1GZ164	Dalton Shoals Marine Lab Fund				5,000		(38,235)			49,986	16,751
1GZ165	Shoals Artist-in-Residence Program						(371)			141,285	140,914
1GZ166	SeaBASS-BioAcoustic Summer School						(3,261)			4,553	1,292
1GZ167	Art Borrer SML Scholarship				25,000					25,000	50,000
1GZ170	EOS Institute				1,436					-	1,436
1GZH21	CMB FACULTY SUPPORT									23,709	23,709
1GZH35	CEPS FACULTY SUPPORT									1	1
1GZH36	SMSOE Faculty Support					(16,819)			15,000	7,184	5,365
1GZH40	RESEARCH VESSEL				1,000				150	3,729	4,879
1GZH45	MARINE BIOLOGY PROGRAM						(10,364)		15,000	20,136	24,772
1GZH46	OCEAN ENGINEERING PROGRAM						(7,262)		4,937	18,392	16,067
1GZH47	OCEANOGRAPHY PROGRAM	(2,663)				(23,546)	(9,066)		15,000	24,497	4,222
1GZH53	MARINE PROGRAM					(123,665)			150,000	1,375	27,710
1GZH74	HUBBARD SEA GRANT SUPPORT						(6,516)		10,000	3,254	6,738
1GZH76	CHASE OCEAN ENGINEERING LAB SUPPORT									59	59
1GZH78	SHOALS MARINE LAB SUPPORT									2,506	2,506
1GZH79	START UP FUNDS FOR J. PRINGLE									1	1
1GZH80	MP - RESEARCH & TRAVEL SPPT PAYOUT						(9,291)			26,359	17,068
1GZHUB	HUBBARD MARINE PROGRAM FUND				563,734	(40,508)	(6,038)		(375,011)	1,203,043	1,345,220
1GZSSC	Space Science Center Gift Fund									86	86
	TOTAL RESTRICTED GIFTS & ENDOWMENT INCOME	(10,117,548)	-	-	23,967,586	(6,528,106)	(6,390,090)	(1,571)	(2,112,378)	33,312,022	32,129,915
	<u>SPONSORED RESEARCH & PROGRAMS</u>										
110242	Stress Factors in Trees		1,035			(260)	(775)			-	-
110245	Smart Forest		37,433			(9,327)	(28,106)			-	-
110246	Uncovering the Belowground DRI		10,956			(1,753)	(9,203)			-	-
110249	Nitrogen Synchrony		12,140			(8,231)	(3,909)			-	-
110250	USDA NSRC		26,357			(19,495)	(6,862)			-	-
110257	USFS Demography & Ecosystems		37,940			(37,940)				-	-
110269	Sustaining Local Agriculture		33,706			(14,891)	(18,815)			-	-
110273	Frankia Signal Molecule	(3,513)	97,972			(38,952)	(55,507)			-	-
110274	UNH USDA NE Climate Hub		91,095			(81,863)	(9,232)			-	-
110275	Getting from here to there		32,084			(21,815)	(10,269)			-	-
110276	Field Office Grad & Undergrad		1,789			(1,789)				-	-
110278	NSRC Administration		11,798			(8,726)	(3,072)			-	-
110279	NSRC Forest Carbon Cycle		13,426			(13,000)	(426)			-	-
110281	Emergency Erosion Control		2,168				(2,168)			-	-
110284	Predicting Carbon Dynamics	(4,383)	79,784			(53,672)	(21,729)			-	-
110286	Town and Community Forests		17,698			(3,157)	(14,541)			-	-
110287	Food Security		6,013			(5,466)	(547)			-	-
110288	Organic Pastures		78,791			(37,419)	(41,372)			-	-
110292	Belowgroundspatialcompetition		7,656			(1,413)	(6,243)			-	-
110293	Nematodes Targeting PDE	(2,961)	57,733			(25,444)	(29,328)			-	-
110296	NSRC Project		1,479				(1,479)			-	-
110297	Silvicultural Strategies		26,082				(26,082)			-	-

UNIVERSITY OF NEW HAMPSHIRE DURHAM
DETAILED SCHEDULE OF REVENUES, EXPENSES, AND TRANSFERS
FOR THE YEAR ENDED JUNE 30, 2019

Fund	Fund Title	Net Student Tuition	Grant Revenue¹	Auxiliary Revenue	Appropriations & Other Revenue	Employee Compensation	Supplies and Services	Other Expenses	Transfers In/(Out)	Beginning Fund Balance 06/30/2018	Ending Fund Balance 06/30/2019
110298	Plots on White MTN Natl Forest		23,636			(18,745)	(4,891)			-	-
110300	Global Diets & Impacts		14,847			(14,847)				-	-
110302	Adult and Fledgling Shrubland		4,967			(4,515)	(452)			-	-
110303	USFS White Mtn Natnl Forest		16,235			(10,787)	(5,448)			-	-
110304	Striped Skunks and Raccoons	(1,065)	1,172				(107)			-	-
110306	Dirt to Trees to Wildlife II		10,587			(7,831)	(2,756)			-	-
110308	NH IPM 2014-2017 No F&A		15,958			(13,474)	(2,484)			-	-
110311	Perennial Legume-Grass Mixture	(5,923)	116,828			(38,201)	(72,704)			-	-
110312	UNH Urban FIA Partnership		95,117			(95,117)				-	-
110313	Managing Invasive Plants		174,674			(95,870)	(78,804)			-	-
110315	Red Pine Fire Ecology		5,127			(4,661)	(466)			-	-
110316	Collateral Protection		94,685			(26,368)	(68,317)			-	-
110317	Watershed Scale Carbon Cycling		19,139			(11,395)	(7,744)			-	-
110318	Old-Growth Forests Dynamics		8,471			(8,471)				-	-
110319	Long-Term Research in Northern		1,281			(1,281)				-	-
110320	Chaga Resources in the WMNF		13,669			(10,848)	(2,821)			-	-
110321	NSRC: Theme 2		11,052			(11,052)				-	-
110322	Effects of Stress Factors		319				(319)			-	-
110323	PnET-CN Model Enhancement		10,175			(10,175)				-	-
110324	NRCS Turtle Monitoring-Conserv		18,837			(15,925)	(2,912)			-	-
110325	Effects of Emerald Ash Borer		11,862			(9,556)	(2,306)			-	-
110326	NH Invasives Academy		30,349			(16,639)	(13,710)			-	-
110327	Forest Pest Outreach 2017		504			(438)	(66)			-	-
110329	USDA Pest Management 17-20		141,671			(134,869)	(6,802)			-	-
110330	Southern Pine Beetle Long Isl		7,853			(6,155)	(1,698)			-	-
110331	2017-18 Crop Insurance		81,688			(38,549)	(43,139)			-	-
110332	Seed-Propagated Strawberries		151,817			(112,989)	(38,828)			-	-
110333	Forage Brassicas		35,035			(11,997)	(23,038)			-	-
110334	Optimizing AquaponicProduction	(14,703)	103,991			(47,990)	(41,298)			-	-
110335	Microbiome & Methane Emissions	(8,003)	47,511			(26,252)	(13,256)			-	-
110336	Tracking the Vernal Window		23,973			(18,628)	(5,345)			-	-
110337	EAB Adult Rearing & Ash Phloem		7,946			(6,209)	(1,737)			-	-
110338	Sensor Network Research		26,390			(24,192)	(2,198)			-	-
110339	American Ash Resistance	(13,998)	93,136			(54,195)	(24,943)			-	-
110340	Forest Pest Outreach FY 2018		43,267			(37,623)	(5,644)			-	-
110341	Forest Practices Support 18-21		5,860			(4,306)	(1,554)			-	-
110342	Urban FIA Analytical Assist		59,676			(54,251)	(5,425)			-	-
110343	Town Forests & Citizen Science		12,807			(10,003)	(2,804)			-	-
110344	Skunks & Raccoons in ORV Prog	(3,850)	4,235				(385)			-	-
110345	2018-20 Crop Insurance & Risk		87,419			(51,773)	(35,646)			-	-
110346	Assisting Maple Syrup Producer		18,058			(13,948)	(4,110)			-	-
110347	Benchmarks for NE High-Value		9,379			(3,667)	(5,712)			-	-
110348	NH's Food Safety Education		33,382			(26,074)	(7,308)			-	-
110350	2018-19 NH Rural Tech Assist		8,987			(8,987)				-	-
110352	Mammals & Mycorrhizal Fungi		7,790			(7,518)	(272)			-	-
110353	National Vistor Use Monitoring		1,811			(1,646)	(165)			-	-
110354	Small Mammal Population		1,123			(1,123)				-	-
110357	Green Mountain National Forest		307			(279)	(28)			-	-
111D48	2012-2017 CRRC Admin		(27)			20	7			-	-
111D80	2014 Program Management		10,940				(10,940)			-	-
111D81	2014 Program Development		992			(992)				-	-
111D82	2014 Brian Doyle Fellowships		591			(469)	(122)			-	-
111D83	2014-17 NHSG Extension		71,695			(64,865)	(6,830)			-	-
111D84	2014-2017 NHSG Communities		19,992			(10,541)	(9,451)			-	-
111D85	2014-17 NHSG Climate		38,949			(19,204)	(19,745)			-	-
111D87	Long-Line Nori Aquaculture		295				(295)			-	-
111D88	Lamprey River Flood Damage		3,869				(3,869)			-	-

UNIVERSITY OF NEW HAMPSHIRE DURHAM
DETAILED SCHEDULE OF REVENUES, EXPENSES, AND TRANSFERS
FOR THE YEAR ENDED JUNE 30, 2019

Fund	Fund Title	Net Student Tuition	Grant Revenue¹	Auxiliary Revenue	Appropriations & Other Revenue	Employee Compensation	Supplies and Services	Other Expenses	Transfers In/(Out)	Beginning Fund Balance 06/30/2018	Ending Fund Balance 06/30/2019
111D90	2014-17 NHSG Education		7,658			(2,883)	(4,775)			-	-
111D91	2014-17 NHSG Communications		58,579			(52,807)	(5,772)			-	-
111D92	2014-17 NHSG Ocean Projects		17,864			(6,504)	(11,360)			-	-
111D97	Program Development indirect		15,141				(15,141)			-	-
111E08	NIST Fluorescent Probes		2,465			(1,671)	(794)			-	-
111E14	TS Sensor		89,917			(44,729)	(45,188)			-	-
111E16	Continuation of NOAA JHC	(145,540)	6,082,622			(3,612,187)	(2,324,895)			-	-
111E17	Continuation of NOAA JHC-Off		998,497			(685,075)	(313,422)			-	-
111E18	SG Aquaculture-Tech Transfer		29,739			(8,429)	(21,310)			-	-
111E20	Winter Flounder OA Study		2,129			(156)	(1,973)			-	-
111E23	Program Management		15,938				(15,938)			-	-
111E25	Coastal Environmental Literacy		10,763			(8,126)	(2,637)			-	-
111E27	Interactions in Dune Systems		37,166			(28,869)	(8,297)			-	-
111E29	Chemical Signatures as Tags		102,503			(52,747)	(49,756)			-	-
111E30	Emerging Oyster Industry in NH		69,555			(36,035)	(33,520)			-	-
111E32	FIREX	(14,693)	121,353			(64,888)	(41,772)			-	-
111E35	Plymouth State-Chabot		74,799				(74,799)			-	-
111E37	Pathogenic Vibrio in NH	(1,530)	23,324			(6,087)	(15,707)			-	-
111E38	Cod Genomics Stock Structure		62,367			(36,035)	(26,332)			-	-
111E40	IT Support for NOAA UNH Employ		63,768				(63,768)			-	-
111E42	Shellfish Aquaculture		42,070				(42,070)			-	-
111E44	Ground Fish Deflector Trawl		16,100			(2,060)	(14,040)			-	-
111E45	GARFO Workshops		4,392			(3,486)	(906)			-	-
111E49	Assessment Atlantic Wolffish		54,529			(15,800)	(38,729)			-	-
111E50	SeaGrant Resiliency Proj. 2017		3,127			(2,482)	(645)			-	-
111E51	2017-18 NOAA Great Bay Monitor		66,262			(46,305)	(19,957)			-	-
111E52	CRRC Admin	(12,801)	395,064			(142,993)	(239,154)	(116)		-	-
111E53	Alleviate Eider Duck Predation	(8,809)	116,567			(40,452)	(67,306)			-	-
111E54	Garfo Fishing Gear Workshops		19,153			(2,777)	(16,376)			-	-
111E55	CRRC Subcontracts		64,038				(64,038)			-	-
111E57	Underutilized Fish Species		58,720			(35,099)	(23,621)			-	-
111E58	Network Visioning Project		6,523			(2,558)	(3,965)			-	-
111E59	NH Sea Grant 2018-2021 Omnibus		80,561			(56,587)	(23,974)			-	-
111E60	Sustainability of NE Aquacult	(13,968)	65,721			(26,373)	(25,380)			-	-
111E61	BioAcoustic Summer School		11,373				(11,373)			-	-
111E62	ERMA Continue of Tasks		268,767				(268,767)			-	-
111E63	Berlinsky-Striped Bass		32,930			(3,275)	(29,655)			-	-
111E65	Chen Dartmouth Sub		67,697				(67,697)			-	-
111E66	Communications		1,367			(905)	(462)			-	-
111E67	Watson Jonah Crabs		63,756			(26,721)	(37,035)			-	-
111E68	Watts Ecosystem Assessments		15,699			(9,592)	(6,107)			-	-
111E69	Whistler Vibrio	(778)	137,244			(84,216)	(52,250)			-	-
111E70	NIST SURF Program		5,800				(5,800)			-	-
111E71	Low Cost Nitrate Sensors		2,878				(2,878)			-	-
111E72	Education		130,953			(101,009)	(29,944)			-	-
111E73	Extension		129,478			(102,311)	(27,167)			-	-
111E74	Workforce Development		24,063			(17,798)	(6,265)			-	-
111E76	Coastal Conflicts		4,957			(2,539)	(2,418)			-	-
111E77	2018-19 NOAA Great Bay System		35,469			(24,243)	(11,226)			-	-
111E78	Fellowship Program Supplement		15,803			(12,542)	(3,261)			-	-
111E79	Offshore Aquaculture Demo		146,405			(67,367)	(79,038)			-	-
111E80	Fisheries Non-Fisherman Workshops		24,458			(16,251)	(8,207)			-	-
111E81	iXblue		267,665				(267,665)			-	-
111E82	Mouser-Development		6,273			(726)	(5,547)			-	-
111E83	Emerging Shellfish Aquaculture		59,044			(33,093)	(25,951)			-	-
111E84	Offshore Wind Energy Dev in NH		3,428			(3,150)	(278)			-	-
111E85	Preliminary Analysis of PFAS		2,772			(2,772)				-	-

UNIVERSITY OF NEW HAMPSHIRE DURHAM
DETAILED SCHEDULE OF REVENUES, EXPENSES, AND TRANSFERS
FOR THE YEAR ENDED JUNE 30, 2019

Fund	Fund Title	Net Student Tuition	Grant Revenue¹	Auxiliary Revenue	Appropriations & Other Revenue	Employee Compensation	Supplies and Services	Other Expenses	Transfers In/(Out)	Beginning Fund Balance 06/30/2018	Ending Fund Balance 06/30/2019
111E87	Artificial Lobster Bait		415				(415)			-	-
111E88	Microplastic Particle Distrib		889				(889)			-	-
112150	Hawaii Seed Dispersal		75,222			(2,670)	(72,552)			-	-
112167	OpenGGCM Data Assimilation		55,850			(5,173)	(50,677)			-	-
112169	Models for Manufacturing	(13,947)	117,529			(45,016)	(58,566)			-	-
112170	Hierarchical-Fractal Interface		213,077			22	(213,099)			-	-
112180	Cycle of Ice-Ocean Interaction		233,810			(82,299)	(151,511)			-	-
112181	SAS Performance Estimation		75,197			(48,403)	(26,794)			-	-
112182	Scattering Mechanisms		107,830			(68,221)	(39,609)			-	-
112183	Monitoring Odontocete Shifts	(15,563)	116,858			(49,503)	(51,792)			-	-
112184	Blue and Fin Whales Density		118,727			(70,274)	(48,453)			-	-
112186	Autonomous Ice Mapping		61,921			(3,269)	(58,652)			-	-
112187	ISM Velocity with IBEX and Uly		21,558			(10,937)	(10,621)			-	-
112188	LF-VLF Radio Waves		157,448			(95,055)	(62,393)			-	-
112190	High Reynolds Numbers		262,015			(25,108)	(236,907)			-	-
112192	Development of Autonomous	(2,280)	106,565			(54,321)	(49,964)			-	-
112193	High-Frequency Scattering	(21,005)	144,752			(76,297)	(47,450)			-	-
112194	3rd Year Option		50,688		(3)	(25,932)	(24,756)			3	-
112195	Underwater Munitions Pressure	(11,127)	137,923			(66,615)	(60,181)			-	-
112197	Exploitation of the CTBTO		24,350			(6,504)	(17,846)			-	-
112198	SeaBASS 2018: BioAcoustic Summ		39,999			(6,077)	(33,922)			-	-
112199	Cold Regions Operations		304,044			(182,545)	(121,499)			-	-
112200	The Origin of HF and VHF	(15,164)	125,006			(58,787)	(51,055)			-	-
112201	Synthetic Polymers	(6,574)	145,585			(57,107)	(81,904)			-	-
112202	ARMY AEOP Research Apprentices		942			(942)				-	-
114000	HUD Assisted DisableResidents		18,386			(12,217)	(6,169)			-	-
115107	Global Cropland Area Database		11,393			(9,696)	(1,697)			-	-
115111	Assessment of Offshore Sources		16,826			(11,180)	(5,646)			-	-
115121	Sparrow Nanotag		4,771			(4,060)	(711)			-	-
115123	FWS: Shrubland Bird		318				(318)			-	-
115125	Ditch Plug Removal at PRNWR		28,870			(21,011)	(7,859)			-	-
115131	Effects of Dissolved Organic		21,983				(21,983)			-	-
115132	ADEON	(6,279)	1,160,608			(198,494)	(955,835)			-	-
115135	WRRC Administration YR2		14,774			(2,489)	(12,285)			-	-
115136	WRRC Info Transfer YR2		978			(978)				-	-
115139	NICL-SMO Continuation Yr 3		5,145			(2,825)	(2,320)			-	-
115141	Great Thicket Pellet Samples		33						(33)	-	-
115142	Assessment: Offshore Sources 2		36,316			(22,916)	(13,400)			-	-
115144	Little Brown Bats Populations	(2,191)	38,617			(22,282)	(14,144)			-	-
115145	Clean Air Act Effectiveness		190,041			(60,122)	(129,919)			-	-
115146	WRRC Administration Yr3		18,222			(18,222)				-	-
115147	WRRC Info Transfer Yr3		25,037			(20,758)	(4,279)			-	-
115148	WRRC Water Quality Yr3		48,907			(33,530)	(15,268)	(109)		-	-
115149	African American Exp NPS		10,547			(8,683)	(1,864)			-	-
115150	Ice Core Facility (NSF-ICF-SMO		67,568			(44,681)	(22,887)			-	-
115151	Nicrophorus Americanus		14,108			(9,216)	(4,892)			-	-
116116	Video Game to Reduce Sexual Vi		18,919			(11,153)	(7,766)			-	-
116118	Youth Bias Crime Survey		19,509			(7,602)	(11,907)			-	-
116119	OVW Technical Assistance		51,845			(27,468)	(24,377)			-	-
116120	Transitional Living Facility		92,526			(44,311)	(48,215)			-	-
116121	Hate Crime Investigations		73,229			(46,657)	(26,572)			-	-
120071	Flooded Pavement Assessment		6,071			(3,784)	(2,287)			-	-
120081	Little Bay Bridge Service Exp		157,290			(58,505)	(98,785)			-	-
120082	Wildcat Transit Fleet Replace		1,174,107				(1,174,107)			-	-
13A086	NEWA for NH Specialty Crops		7,452			(5,728)	(1,724)			-	-
13A089	Market New Products Workshop		1,000				(1,000)			-	-
13A093	2017 - 2018 Pesticide Applicat		15,120			(12,000)	(3,120)			-	-

UNIVERSITY OF NEW HAMPSHIRE DURHAM
DETAILED SCHEDULE OF REVENUES, EXPENSES, AND TRANSFERS
FOR THE YEAR ENDED JUNE 30, 2019

Fund	Fund Title	Net Student Tuition	Grant Revenue¹	Auxiliary Revenue	Appropriations & Other Revenue	Employee Compensation	Supplies and Services	Other Expenses	Transfers In/(Out)	Beginning Fund Balance 06/30/2018	Ending Fund Balance 06/30/2019
13A094	2018 IPM Vegetable		34,836			(20,679)	(14,157)			-	-
13A095	Food Safety Modernization Act		61,718			(46,157)	(15,561)			-	-
13A096	2019 IPM Vegetable		4,105			(2,168)	(1,937)			-	-
13A097	2019 IPM SWD		641				(641)			-	-
13A099	2019 IPM BMSB		1,130				(1,130)			-	-
13C004	2018 Urban Community Forestry		52,405			(41,591)	(10,814)			-	-
13C005	2018 NH Forest Stewardship		72,600			(57,619)	(14,981)			-	-
13D078	NH SPDG		(1,170)				1,170			-	-
13D079	Teen Fatherhood Program		11,831			(8,742)	(3,089)			-	-
13D085	Upward Bound: Summer Food 18		18,879				(18,879)			-	-
13D087	UNH-TRRE		7,891				(7,891)			-	-
13F089	Moose Population Dynamics	(7,977)	100,022			(63,280)	(28,765)			-	-
13F099	Cottontails in an Urban NH		38,664			(15,222)	(23,442)			-	-
13F104	Rainbow Smelt Resource		7,930			(6,100)	(1,830)			-	-
13F105	EW135		9,501			(7,541)	(1,960)			-	-
13F107	Tern Management		23,543			(15,156)	(8,387)			-	-
13F108	Gulf Management		1,095				(1,095)			-	-
13F340	Ext Wildlife Conservation Yr2		125,000			(90,660)	(34,340)			-	-
13F341	Taking Action Wildlife-Pr Yr2		69,673			(48,491)	(21,182)			-	-
13F342	RangeWide NECottontail-Pr3 Yr2		7,415			(5,599)	(1,816)			-	-
13F343	Citizen Sci-E.Cottontail PrYr2		1,500			(1,177)	(323)			-	-
13F344	White and Seavey Islands		17,497			(12,859)	(4,638)			-	-
13F345	Predator Mangement		387			(273)	(114)			-	-
13F346	Roseate		3,172			(2,517)	(655)			-	-
13G100	FY19 NH GRANIT: Geogr		97,494			(69,825)	(27,669)			-	-
13GFN0	2009-2010 NH State Grant									250	250
13GFN9	2008-2009 NH State Grant									500	500
13H188	Child Welfare Tuition Partners		(8,424)				8,424			-	-
13H218	No Wrong Door		189,831			(62,905)	(126,926)			-	-
13H231	MIECHV FY18		(17)			(210)	227			-	-
13H236	FSMA Produce Safety Ed FY18		3,368			(2,673)	(695)			-	-
13H238	SNAP-ED FY18		276				(276)			-	-
13H240	MIECHV FY19		40,496			(25,647)	(14,849)			-	-
13H242	Medicaid HIT FY19		444,300			(151,248)	(293,052)			-	-
13H243	CORE FY18-FY19 OMBP FY19		389,362			(291,627)	(97,735)			-	-
13H244	CORE FY18-FY19 DPHS FY19		103,338			(67,859)	(35,479)			-	-
13H245	STY-I Grant		78,160			(53,652)	(24,508)			-	-
13H246	Epidemiological Support		163,064			(119,456)	(43,608)			-	-
13H247	Education Tuition Partnership	(83,343)	127,288			(23,258)	(20,687)			-	-
13H248	Core FY19		181,296			(158,818)	(22,478)			-	-
13H249	SNAP-ED FY19		971,386			(647,145)	(324,241)			-	-
13H250	NH SNAP-ED FY19 Jaffee		10,289			(7,936)	(2,353)			-	-
13H254	NH Public Health Labs Study		5,811			(3,861)	(1,950)			-	-
13H255	Business Case Development		112,234			(80,329)	(31,905)			-	-
13H256	CORE QI		35,006			(30,440)	(4,566)			-	-
13H257	CORE Claims-Amendment 2		58,009			(43,975)	(14,034)			-	-
13H258	Harm Reduction Education		56,837			(28,814)	(28,023)			-	-
13H259	Bioinformatics Analysis of PB		31,857			(21,167)	(10,690)			-	-
13H260	Pediatric Mental Health Care		35,745			(22,469)	(13,276)			-	-
13H261	Community Collaboration		43,680			(33,515)	(10,165)			-	-
13H264	CORE FY20: OMBP		1,325				(1,325)			-	-
13J072	Victims of Crime Act (VOCA)		288,038			(147,150)	(140,888)			-	-
13R264	NHRIC: Numerical Modeling Tool		3,905			(3,905)				-	-
13R265	NHIRC Microstructure and Mech	1,140	(1,140)							-	-
13R267	2016 Urban Community Forestry		(132)			104	28			-	-
13R268	NHIRC: Dartmouth Sub-MRI		36,214				(36,214)			-	-
13R269	NHIRC:Dartmouth Sub Bioimpede		75,820				(75,820)			-	-

UNIVERSITY OF NEW HAMPSHIRE DURHAM
DETAILED SCHEDULE OF REVENUES, EXPENSES, AND TRANSFERS
FOR THE YEAR ENDED JUNE 30, 2019

Fund	Fund Title	Net Student Tuition	Grant Revenue¹	Auxiliary Revenue	Appropriations & Other Revenue	Employee Compensation	Supplies and Services	Other Expenses	Transfers In/(Out)	Beginning Fund Balance 06/30/2018	Ending Fund Balance 06/30/2019
13R285	NHIRC Dev. Watts Pipe Tool	(1,140)	24,237			(22,738)	(359)			-	-
13R286	Central FY19		35,990			(35,990)				-	-
13R287	Manchester FY19		76,803			(76,803)				-	-
13R288	Nashua FY19		56,063			(56,063)				-	-
13R289	North Country FY19		7,753			(7,753)				-	-
13R290	Regional FY19		31,969			(31,969)				-	-
13R291	Seacoast FY19		73,353			(73,353)				-	-
13R292	Statewide Education FY19		33,069			(33,069)				-	-
13R294	Dartmouth-Incentive FY18		19,662				(19,662)			-	-
13R296	NHIRC Admin SBIR STTR FY19		36,515			(36,515)				-	-
13R297	Diameter Bioreactor (VDB)	(9,951)	64,107			(33,505)	(20,651)			-	-
13R298	Dartmouth-JavelinOncology FY19		70,585				(70,585)			-	-
13R299	NHIRC: C3I, Inc	(8,839)	43,470			(34,631)				-	-
13R300	Dartmouth Lyticon, LLC FY19		31,460				(31,460)			-	-
13S043	SkyWatch		5,264				(5,264)			-	-
13S047	EMS Warm Zone									-	-
13S050	LETPA ILO Program #1		31			(31)				-	-
13S051	LETPA ILO Program #2		72			(72)				-	-
13S052	Law Enforcement IOL Classes		(350)				350			-	-
13S054	Bicycle-Pedestrian Patrol		725			(725)				-	-
13S055	Impaired Driving Campaign		12,600				(12,600)			-	-
13S056	2018 NHTSA SeatBelt Use Survey		19,744			(12,797)	(6,947)			-	-
13S057	2018 Seat Belt Attitude Survey		6,500			(3,519)	(1,776)		(1,205)	-	-
13S058	ILO-Steven Clark		27,638			(27,638)				-	-
13S059	ILO-Kevin Cyr		26,865			(26,865)				-	-
13S060	UNH Executive Level Civil		4,983				(4,983)			-	-
13S061	Active Threat Table Top Exer.		8,833				(8,833)			-	-
13S063	2019 NH Seat Belt Observation		40,006			(28,127)	(11,879)			-	-
13T058	NH DOT Bay Bridge Service		(591)			(2,290)	2,881			-	-
13T068	Road Surface Management		(1,031)			764	267			-	-
13T069	General SADES		(412)			305	107			-	-
13T073	Living Bridge: Benchmark-AID	(19,039)	134,406			(79,046)	(36,321)			-	-
13T081	Layer Coefficients SPR# 26962N	(5,360)	49,354			(31,161)	(12,833)			-	-
13T082	Concrete Bridge Curb SPR26962P	(3,727)	17,269			(9,781)	(3,761)			-	-
13T083	Cracking Performance SPR26962O	(14,255)	65,307			(36,035)	(15,017)			-	-
13T084	Gusset-Less Truss SPR #26962M		19,565			(14,379)	(5,186)			-	-
13T088	T2 2018-2019 Workshops		233,083			(131,592)	(101,491)			-	-
13T089	T2 2018-2019 Services		109,546			(57,410)	(52,136)			-	-
13T090	T2 2018-2019 SADES Maintenance		77,326			(37,487)	(39,839)			-	-
13T091	T2 2018-2019 Bridge		52,611			(38,971)	(13,640)			-	-
13T093	SADES		10,861			(8,002)	(2,859)			-	-
13T094	Task# 002		2,943			(2,137)	(806)			-	-
13T095	Task# 003		4,086			(3,026)	(1,060)			-	-
13T096	Task# 004		424			(314)	(110)			-	-
13T097	Task# 005		8,327			(6,168)	(2,159)			-	-
13T098	Task# 006		11,095			(7,914)	(3,181)			-	-
13T099	Permeafor		24,477			(13,970)	(10,507)			-	-
13T100	RAC-Smart Rock		13,797			(10,144)	(3,653)			-	-
13T101	Culvert Low Flow Hydraulics		1,891			(1,501)	(390)			-	-
13T102	Monitoring Engineered Log Jam		3,152			(2,501)	(651)			-	-
13V113	Chloride Mitigation		23,436				(23,436)			-	-
13V168	Biopalooza II		42,464			(38,604)	(3,860)			-	-
13V186	PTAPP: Phase II		35,929			(26,202)	(9,727)			-	-
13V194	NH GRANIT LIDAR Data Mgmt		36,146			(26,735)	(9,411)			-	-
13V195	Natural Resources Outreach		4,305			(3,417)	(888)			-	-
13V197	NH Volunteer Beach Profiling		(14)				14			-	-
13V201	PREP Great Bay Estuary		313						(313)	-	-

UNIVERSITY OF NEW HAMPSHIRE DURHAM
DETAILED SCHEDULE OF REVENUES, EXPENSES, AND TRANSFERS
FOR THE YEAR ENDED JUNE 30, 2019

Fund	Fund Title	Net Student Tuition	Grant Revenue¹	Auxiliary Revenue	Appropriations & Other Revenue	Employee Compensation	Supplies and Services	Other Expenses	Transfers In/(Out)	Beginning Fund Balance 06/30/2018	Ending Fund Balance 06/30/2019
13V202	Resilient Crossings: Coastal		10,500			(7,574)	(2,926)			-	-
13V203	SADES Tidal Crossings		7,443			(5,505)	(1,938)			-	-
13V204	PTAPP: Phase 3		11,167			(7,179)	(3,988)			-	-
13V205	Nature-Based Coastal Infra		34,343			(17,787)	(16,556)			-	-
13V206	Regional Resilience, NH Monit		3,186			(2,357)	(829)			-	-
13V207	Data Lifecycle Framework		45,692			(12,190)	(33,502)			-	-
13V208	NH Stone Wall Mapping Project		6,558			(4,365)	(2,193)			-	-
13V209	NH Setting SAIL-Amendment		8,891			(6,842)	(2,049)			-	-
13V210	Natural Resource Outreach		12,499			(9,920)	(2,579)			-	-
13V211	NH Coastal Viewer		19,969			(10,745)	(9,224)			-	-
13V213	Lawn Care for DES NPS Mgmt		19,148			(8,290)	(10,858)			-	-
13V214	FY18 CM-David Burdick		32,951			(26,081)	(6,870)			-	-
13V215	FY18 CM-Thomas Gregory		8,047			(6,706)	(1,341)			-	-
13V216	Volunteer Beach Profiling 3&4		29,004			(22,088)	(6,916)			-	-
13V217	Volunteer Beach Profiling-LW		20,505			(15,805)	(4,700)			-	-
13V218	2018 - 19 DES Shellfish Vibrio		3,803			(1,730)	(2,073)			-	-
13V220	Lowering Arsenic Water Levels		4,586			(1,890)	(2,696)			-	-
13V221	LAWL-Woodward		9,437				(9,437)			-	-
13V222	Resilient Coastal NH		5,475			(4,268)	(1,207)			-	-
13V223	Using Science, Building Social		48,580			(35,782)	(12,798)			-	-
13V226	Classroom School Program		9,885			(4,981)	(4,904)			-	-
13V227	Seagrass Health in 2019		2,402			(2,002)	(400)			-	-
13V229	Leveraging Natural Resources		11,061			(8,611)	(2,450)			-	-
13V231	Geology Data Services		4,998			(3,697)	(1,301)			-	-
13V232	Algal Classification Index		6,608			(4,853)	(1,755)			-	-
13V233	Northeast Regional Lakes eDNA		15				(15)			-	-
13Z150	Website nhhealthcost.nh.gov		32,820			(22,197)	(10,623)			-	-
13Z151	2017 Urban & Community Forest		431			(342)	(89)			-	-
13Z152	2017 NH Forest Stewardship		920			(730)	(190)			-	-
13Z153	2018 IPM SWD		24,575			(15,934)	(8,641)			-	-
13Z154	Outdoor Recreation Plan		9,024			(6,675)	(2,349)			-	-
13Z155	Statewide Imagery Plan		23,445			(16,838)	(6,607)			-	-
13Z157	NHPG FY19-FY20		36,559			(28,023)	(8,536)			-	-
13Z158	Survey for NH PUC		47,925			(34,001)	(13,924)			-	-
13Z159	Agency Map Viewers Pilot Proje		113,398			(51,116)	(62,282)			-	-
13Z160	Univ. Museum Textile Digitizat		17,503			(2,503)	(15,000)			-	-
13Z161	Survey Recommendations		18,722			(13,720)	(5,002)			-	-
13ZU19	2018-2019 UNIQUE Grant	(448,100)	448,100							-	-
143339	CRaTER Science Mission Phase	(2,191)	871,675			(348,752)	(520,732)			-	-
143351	NASA LWS TR&T-EMIC Waves		(4,358)				4,358			-	-
143352	CRaTER EPO									-	-
143376	NASA G-GIP: Ion Spectra		(9,017)				9,017			-	-
143385	C-SWEPA	(15,018)	133,099			(55,530)	(62,551)			-	-
143388	MHD & Kinetic Effect Integrat.		78,307			(51,444)	(26,863)			-	-
143391	Outer Radiation Belt Dynamics		8,896			(6,031)	(2,865)			-	-
143393	Wind and Geospace		7,936			(5,381)	(2,555)			-	-
143394	Ring Current Acceleration	(2,191)	105,049			(65,446)	(37,412)			-	-
143396	Amazonian Forests Drought		71,391			(24,489)	(46,902)			-	-
143399	DREAM 2		246,204			(157,948)	(88,256)			-	-
143401	High-Res Mass Spectrometer	(2,191)	35,991		(3)	(22,553)	(11,247)			3	-
143402	Urban Heat		1,740				(1,740)			-	-
143405	CO2 Cycling-Land Use-Clim Chng		136,927			(89,573)	(47,354)			-	-
143407	Wind Stress and Sea State		134,918			(85,000)	(49,918)			-	-
143408	Origin of Particles		2,139			(1,450)	(689)			-	-
143410	Magnetic Field in CME's		154,182			(96,202)	(57,980)			-	-
143412	Snowmelt in RRB	(2,674)	302,090			(119,827)	(179,589)			-	-
143413	NASA HGI-EMIC Waves	(2,191)	128,362			(84,569)	(41,602)			-	-

UNIVERSITY OF NEW HAMPSHIRE DURHAM
DETAILED SCHEDULE OF REVENUES, EXPENSES, AND TRANSFERS
FOR THE YEAR ENDED JUNE 30, 2019

Fund	Fund Title	Net Student Tuition	Grant Revenue¹	Auxiliary Revenue	Appropriations & Other Revenue	Employee Compensation	Supplies and Services	Other Expenses	Transfers In/(Out)	Beginning Fund Balance 06/30/2018	Ending Fund Balance 06/30/2019
143414	SIPM Compton Telescope	(7,493)	38,725		(14)	(21,175)	(10,057)			14	-
143415	NASA ATom Mission		136,299			(90,904)	(45,395)			-	-
143416	Intermittency		9,554			(6,477)	(3,077)			-	-
143417	COMPTEL Polarimetry		20,143				(20,143)			-	-
143419	NH Space Grant	(11,554)	656,173			(138,183)	(506,436)			-	-
143420	NH NASA EPSCoR RID 2015-2018		162,080			(81,573)	(80,507)			-	-
143421	R&TI Grants		43,945			(37,759)	(6,186)			-	-
143422	CCI & GLaSS Projects		31,798			(19,661)	(12,137)			-	-
143423	Sawtooth Oscillations	(3,287)	48,917			(26,635)	(18,995)			-	-
143426	Autonomous Rovers		200,226			(3,060)	(197,166)			-	-
143427	Decline of Cycle		65,139			(42,373)	(22,766)			-	-
143431	MIC Magnetotail Fast Flows		4,844			(3,284)	(1,560)			-	-
143432	UNH SAGA Payload KORUS AQ		10,125			(6,864)	(3,261)			-	-
143435	GRAPE 2016	(2,191)	163,782			(89,053)	(72,538)			-	-
143437	Vision Changes in Microgravity		11,176			(1,142)	(10,034)			-	-
143438	CAMMICE Upgrade		24,683		(1)	(16,734)	(7,949)			1	-
143439	Interstellar Flow Direction		129,557			(82,079)	(47,478)			-	-
143440	US National Climate Assessment		149,606			(101,348)	(48,258)			-	-
143441	COMPTEL Albedo	(13,923)	108,776			(14,349)	(80,504)			-	-
143442	Non-Maxwellian Distributions		125,318			(30,926)	(94,392)			-	-
143445	CLUSTER EDI Continued Operatns		14,986			(9,958)	(5,028)			-	-
143446	NH Space Grant-Fay Rubin		32,514			(28,901)	(3,613)			-	-
143448	Snow and Soil Interactions		144,948			(59,865)	(85,083)			-	-
143449	Structure of the Solar Wind		92,803			(61,470)	(31,333)			-	-
143450	Impulsive Ions		39,163			(14,800)	(24,363)			-	-
143451	High Mtn Asia & Beyond		147,692			(87,560)	(60,132)			-	-
143452	Voyager MAG Observations		23,311			(12,594)	(10,717)			-	-
143454	Flooding Red River Basin		102,029			(24,035)	(77,994)			-	-
143455	Western Lake Erie Responses		94,690			(50,169)	(44,521)			-	-
143456	Soft Gamma-Ray Concentrator		105,691			(66,138)	(39,553)			-	-
143457	Harmful Algae Blooms-Lake Erie		49,936			(22,965)	(26,971)			-	-
143458	Crab Nebula Flares		26,363			(17,873)	(8,490)			-	-
143459	Helium in the Solar Wind		216,261			(68,750)	(147,511)			-	-
143460	From Archea to the Atmosphere	(7,463)	502,740			(156,015)	(339,262)			-	-
143461	XMM-Newton Serendipitous X-Ray		83,010			(55,156)	(27,854)			-	-
143462	Neutron Spectrometer Technique		122,497			(69,228)	(53,269)			-	-
143463	Investigating Interannual Fres		159,869			(69,202)	(90,667)			-	-
143464	Suprathermal Ion Populations		366,344			(192,889)	(173,455)			-	-
143465	Solar Wind Observations Quad	(3,346)	379,899			(239,859)	(136,694)			-	-
143466	MEME-X Phase A		1,921			(1,276)	(645)			-	-
143467	Storm Enhanced Density		173,248			(71,419)	(101,829)			-	-
143468	Near-Earth Plasma Sheet		96,402			(53,049)	(43,353)			-	-
143469	GLOBE SRS		240,371			(63,044)	(177,327)			-	-
143470	Diamond Scattering Detectors		185,929			(56,215)	(129,714)			-	-
143471	Geo-CAPE Proposal for FY 2018		70,523			(40,770)	(29,753)			-	-
143472	EPSCoR-Antifreeze Proteins		4,086			(2,715)	(1,371)			-	-
143473	Tsavalas EPScOR	(10,313)	69,690			(31,531)	(27,846)			-	-
143474	Varga EPScOR		145,319			(40,714)	(104,605)			-	-
143475	Kilonovae Light Curves	(1,140)	87,601			(30,040)	(56,421)			-	-
143476	Augmentation to NHSGC Training	(28,373)	133,635			(105,262)				-	-
143477	Plasma Flows Around the Helios		110,304			(66,747)	(43,557)			-	-
143478	DC-8 Payload for FIREChem		180,274			(93,992)	(86,282)			-	-
143479	Super-Eddington Phase		29,041			(19,296)	(9,745)			-	-
143480	LAMP	(4,016)	165,700			(92,786)	(68,898)			-	-
143482	Kelvin-Helmholtz Waves		130,176			(80,636)	(49,540)			-	-
143483	Pickup-Ion-Driven Turbulence		160,899			(106,670)	(54,229)			-	-
143484	SeaWinds on QuikSCAT		87,610			(57,644)	(29,966)			-	-

UNIVERSITY OF NEW HAMPSHIRE DURHAM
DETAILED SCHEDULE OF REVENUES, EXPENSES, AND TRANSFERS
FOR THE YEAR ENDED JUNE 30, 2019

Fund	Fund Title	Net Student Tuition	Grant Revenue¹	Auxiliary Revenue	Appropriations & Other Revenue	Employee Compensation	Supplies and Services	Other Expenses	Transfers In/(Out)	Beginning Fund Balance 06/30/2018	Ending Fund Balance 06/30/2019
143485	NuSTAR Survey		11,536			(7,665)	(3,871)			-	-
143486	Synthetic Diamond Cherenkov	(5,441)	64,685			(24,635)	(34,609)			-	-
143487	ESDR of the Ocean Surface Wind		32,942			(21,888)	(11,054)			-	-
143488	Dynamo 2		261,811			(163,964)	(97,847)			-	-
143489	Geostationary Ocean Color		35,003			(23,258)	(11,745)			-	-
143490	Ion Composition Control Factor		42,572			(25,545)	(17,027)			-	-
143491	RAADFRG Cross Section		34,649			(21,572)	(13,077)			-	-
143492	SIPM Compton Telescope Sup.		13,255			(6,480)	(6,775)			-	-
143493	FAST TEAMS		5,332			(3,543)	(1,789)			-	-
143494	C-SWEPA Modules 1 Year		37,550			(20,959)	(16,591)			-	-
143495	NH NASA EPSCoR RID 19-20		1,244				(1,244)			-	-
143496	Low-Energy Compton Imager		15,941			(9,240)	(6,701)			-	-
143497	Polar Wind Ambipolar Electric		28,181			(18,725)	(9,456)			-	-
143498	Hybrid Simulations Turbulence		5,329			(2,677)	(2,652)			-	-
145018	After Empiricism:		31,299			(14,947)	(16,352)			-	-
147601	Sun to Ice		20,421			(11,090)	(9,331)			-	-
147611	Frey-Terrestrial		1,305			(885)	(420)			-	-
147615	McDowell-Aquatic		29				(29)			-	-
147625	CAREER		2,874				(2,874)			-	-
147629	CAREER: MHK Turbulence		467				(467)			-	-
147655	RCN SEES: Infrastructure		37,817			(17,562)	(20,255)			-	-
147667	South Pole		52,412			(29,014)	(23,398)			-	-
147669	Sustainability Knowledge		10,895			(3,430)	(7,465)			-	-
147672	UNH ADVANCE IT		95,381			(58,791)	(36,590)			-	-
147682	Delta-47 Foram Calibration		27,476			(3,780)	(23,696)			-	-
147689	Sea Ice Prediction		30,065			(18,785)	(11,280)			-	-
147690	ABR: Novel Glycoprotein		42,395			(28,068)	(14,327)			-	-
147691	Macroalgal Digitization TCN	(8,141)	126,303			(60,012)	(58,150)			-	-
147727	RCN: EukHiTs		20,681			(11,411)	(9,270)			-	-
147728	ArcSEES: Water, Energy & Food		4,667			(1,027)	(3,640)			-	-
147730	Ecosystem Computing Challenge		36,724			(11,275)	(25,449)			-	-
147734	EPSCoR Track 3-Participant Sup.		5,643				(5,643)			-	-
147736	Hydrologic Service Payments		168,278			(29,864)	(138,414)			-	-
147737	Luquillo CZO	(8,136)	1,099,527			(228,632)	(862,759)			-	-
147738	STEM Inquiry Course Video		16,956			(8,107)	(8,849)			-	-
147739	Occupancy Detection		57,404			(23,918)	(33,486)			-	-
147741	Development of a Broadband	(2,674)	51,651			(18,856)	(30,121)			-	-
147743	CAREER: RTF Eartquakes	(1,096)	21,967			(10,980)	(9,891)			-	-
147756	CAREER: Binuclear Chemistry		47,665			(29,432)	(18,233)			-	-
147758	Model of Boundary Layer	(2,191)	58,520			(28,410)	(27,919)			-	-
147759	Reactive Intermediates	(4,382)	62,868			(25,838)	(32,648)			-	-
147760	The Living Bridge	(7,454)	85,254			(39,781)	(38,019)			-	-
147761	Microbiome of Corals		1,861			(1,477)	(384)			-	-
147764	ULF Pole 14		3,173			(709)	(2,464)			-	-
147767	Amanda Daly NSF Fellow	(5,430)	5,430							-	-
147770	Nicole Jaskiewicz NSF Fellow	(1,100)	5,677			(4,577)				-	-
147771	Andrea Jilling NSF Fellow		472				(472)			-	-
147772	Petermann Gletscher, Greenland		18,756			(12,716)	(6,040)			-	-
147778	TEAM Scholars		110,789			(2,215)	(108,574)			-	-
147779	GOALI: HIP-SWaD	(2,674)	41,953			(25,344)	(13,935)			-	-
147783	Supporting the Multibeam Sonar		319,644			(20,453)	(299,191)			-	-
147784	REU GOALI HIP-SWAD		6,983				(6,983)			-	-
147787	LTREB Soil Warming		36,369			(19,913)	(16,456)			-	-
147788	Suprathermal Ions at 1 AU		31,270			(16,638)	(14,632)			-	-
147790	Comparative Genomics of Bees		52,846			(32,196)	(20,650)			-	-
147791	Electro-Chemical Capacitor		44,776			(26,419)	(18,357)			-	-
147793	Basin Scale Forcing	(9,572)	64,946			(34,171)	(21,203)			-	-

UNIVERSITY OF NEW HAMPSHIRE DURHAM
DETAILED SCHEDULE OF REVENUES, EXPENSES, AND TRANSFERS
FOR THE YEAR ENDED JUNE 30, 2019

Fund	Fund Title	Net Student Tuition	Grant Revenue¹	Auxiliary Revenue	Appropriations & Other Revenue	Employee Compensation	Supplies and Services	Other Expenses	Transfers In/(Out)	Beginning Fund Balance 06/30/2018	Ending Fund Balance 06/30/2019
147794	Intermittency		70,114			(43,781)	(26,333)			-	-
147796	Montane Mammal Range Dynamics	(4,382)	45,660			(27,285)	(13,993)			-	-
147797	Ion and Electron Beams		54,079			(10,596)	(43,483)			-	-
147803	NSF GFRP Rory Carroll		4,577			(4,577)				-	-
147804	Rock Dove Genomics	(4,002)	62,603			(29,501)	(29,100)			-	-
147805	REU		7,241				(7,241)			-	-
147806	In-Situ & Remote Sensing Anal.		29,277			(18,682)	(10,595)			-	-
147809	CME Initiation		33,228			(22,527)	(10,701)			-	-
147810	Complex Ejecta & Geo-Effective	(3,346)	81,972			(49,012)	(29,614)			-	-
147811	Alexandra Padilla NSF Fellow		4,577			(4,577)				-	-
147812	Mark Anthony NSF GFRP		4,577			(4,577)				-	-
147813	GOAL: Impact Welding		18,849			(9,068)	(9,781)			-	-
147815	Interfacial Sites Metal-TiO2	(1,095)	9,964			(5,433)	(3,436)			-	-
147816	Protein-Protein Interactions	(6,951)	54,773			(30,959)	(16,863)			-	-
147817	Daniel Savage-NSF GFRP		4,577			(4,577)				-	-
147818	Music-Art-Science at LTER Site		11,996			(5,101)	(6,895)			-	-
147819	Regional GLOBE Science Fairs		7,725				(7,725)			-	-
147821	RII Track-2 FEC		158,142			(93,314)	(64,828)			-	-
147823	Defining Stream Biomes	(13,948)	127,679			(73,706)	(40,025)			-	-
147825	Gardner Research	(12,040)	190,768			(109,611)	(69,117)			-	-
147826	Ashcraft Research	(4,383)	79,427			(44,589)	(30,455)			-	-
147827	A.Lightbody Research		19,435			(12,582)	(6,853)			-	-
147828	Mo Research	(5,348)	80,443			(43,847)	(31,248)			-	-
147829	Subawards		850,308				(850,308)			-	-
147831	EPSCor-Gardner Research		10,767			(7,300)	(3,467)			-	-
147832	Auxetic Chiral Structures	(1,087)	41,157			(26,396)	(13,674)			-	-
147833	RNA Dynamics	(3,444)	45,816			(24,599)	(17,773)			-	-
147834	I-Corps Sites Program		9,369			(4,801)	(4,568)			-	-
147835	GEM: Sawtooth Oscillations	(1,096)	35,640			(21,498)	(13,046)			-	-
147836	SHINE Workshop		97,729			(7,929)	(89,800)			-	-
147839	Turbulence & Computing	(4,383)	83,329			(52,076)	(26,870)			-	-
147840	Nitrogen Fixing Prokaryotes in		1,692			(1,343)	(349)			-	-
147841	CI Leadership for UNH		87,010			(65,379)	(21,631)			-	-
147842	REU		2,000				(2,000)			-	-
147843	Acid Deposition&Forest H2O Use		48,835			(21,789)	(27,046)			-	-
147846	Multiaxial Plasticity		14,926			(9,926)	(5,000)			-	-
147847	DON In Stream Nutrient Cycling	(4,383)	238,178			(122,925)	(110,870)			-	-
147848	Elastin-Like Polymer	(4,068)	47,130			(28,284)	(14,778)			-	-
147851	NSF BREAD		224,374			(20,610)	(203,764)			-	-
147852	Radiation form Thunderstorms		14,590			(9,695)	(4,895)			-	-
147853	Multi-Spacecraft Observational		141,683			(93,617)	(48,066)			-	-
147854	Role of Intermittency & Shear		108,620			(68,300)	(40,320)			-	-
147856	I-UCRC for Metal Deformation		1,352				(1,352)			-	-
147859	Sponge Growth is Nitrogen	(9,002)	189,260			(96,728)	(83,530)			-	-
147860	Clarice Perryman NSF Grad Fell		4,577			(4,577)				-	-
147861	Emily Kyker-Snowman NSF Grad		10,735			(4,577)	(6,158)			-	-
147862	Lauren Brez NSF Grad Res Fello		4,577			(4,577)				-	-
147864	Stabilization Chaotic Systems	(15,358)	76,702			(38,852)	(22,492)			-	-
147865	Axial Eruption Dynamics	(1,096)	26,050			(14,524)	(10,430)			-	-
147867	Methane Ebullition Fluxes		30,394			(18,927)	(11,467)			-	-
147868	CRISP Type I	(7,539)	95,734			(56,629)	(31,566)			-	-
147869	Physics for the Life Sciences		19,335			(10,889)	(8,446)			-	-
147871	Sponges and their Microbiomes	(6,693)	337,371			(149,128)	(181,550)			-	-
147872	MRI: Water Tunnel Flows		445,444				(445,444)			-	-
147873	Magnetosphere Plasma Entropy		14,884			(9,770)	(5,114)			-	-
147874	Earth's Energy Release	(2,191)	100,141			(37,204)	(60,746)			-	-
147875	Thunderstorms Gamma-Ray Glows	(5,478)	165,013			(58,998)	(100,537)			-	-

UNIVERSITY OF NEW HAMPSHIRE DURHAM
DETAILED SCHEDULE OF REVENUES, EXPENSES, AND TRANSFERS
FOR THE YEAR ENDED JUNE 30, 2019

Fund	Fund Title	Net Student Tuition	Grant Revenue¹	Auxiliary Revenue	Appropriations & Other Revenue	Employee Compensation	Supplies and Services	Other Expenses	Transfers In/(Out)	Beginning Fund Balance 06/30/2018	Ending Fund Balance 06/30/2019
147876	Adding Animals to the Equation	(15,127)	99,138			(38,253)	(45,758)			-	-
147877	Biological Diversity Influence	(13,182)	300,742			(181,589)	(105,971)			-	-
147878	EPSCoR Supplemental Funding		114,291			(66,449)	(47,842)			-	-
147880	Summit Station-ISI Observatory		22,263			(14,190)	(8,073)			-	-
147882	Organic Alkalinity		102,432			(31,528)	(70,904)			-	-
147883	CRII: CHS: REU		720				(720)			-	-
147884	Lightning Initiation	(2,191)	35,990			(22,393)	(11,406)			-	-
147886	REU Supplement-RNA Dynamics		5,908				(5,908)			-	-
147887	IRES: US-German Research	(2,391)	78,642			(12,958)	(63,293)			-	-
147888	Chip Integrity and Security		21,131			(9,807)	(11,324)			-	-
147889	Modeling Fracture:Haxagon Metl	(11,483)	123,503			(57,178)	(54,842)			-	-
147890	I-Corps Participant Support		3,031				(3,031)			-	-
147891	Color Pattern Divergence		100,722			(63,557)	(37,165)			-	-
147894	RET SITE: Rise UP		99,478			(31,054)	(68,424)			-	-
147895	The Living Bridge: Part. Sup.		5,000				(5,000)			-	-
147896	CREST: Teacher Success	(113,374)	167,175			(32,473)	(21,328)			-	-
147897	Master's Program in NH		27,942			(19,773)	(8,169)			-	-
147899	Enhancing Prep of Secondary		80,794			(44,195)	(36,599)			-	-
147900	Proton Exchange Membrane Cell		28,437			(15,493)	(12,944)			-	-
147901	Role of Inhomogeneities	(15,437)	140,870			(61,133)	(64,300)			-	-
147902	Participant Support		653				(653)			-	-
147903	Landscape Scale Detection		51,389			(28,439)	(22,950)			-	-
147904	Legal Socialization Model	(30,164)	125,128			(61,516)	(33,448)			-	-
147905	RPA-Directed Repair of DNA	(2,191)	229,049			(133,165)	(93,693)			-	-
147906	3D Woven Composites Stresses	(7,813)	123,196			(38,205)	(77,178)			-	-
147907	Next Generation: Deep Drawing		43,563			(25,851)	(17,712)			-	-
147908	Invasive Species Management	(1,140)	165,069			(102,639)	(61,290)			-	-
147909	Solar-Driven Hydrogenation CO2	(2,148)	67,417			(28,827)	(36,442)			-	-
147910	Ecosystem Phenology Feedbacks		54,273			(34,764)	(19,509)			-	-
147911	Ultrafine-Laminated Structures	(7,627)	116,647			(52,961)	(56,059)			-	-
147913	Distributed Water and Energy	(9,670)	76,044			(41,089)	(25,285)			-	-
147915	SPRINGS		104,449			(46,634)	(57,815)			-	-
147916	Air-Sea CO2 Flux Measurements		93,233			(54,321)	(38,912)			-	-
147917	Bias Intervention Guide & Tool		167,636			(91,413)	(76,223)			-	-
147918	NSF Includes DDLP:		147,675			(39,330)	(108,345)			-	-
147919	EPSCoR Supp. Funding 2018		302,748			(196,004)	(106,744)			-	-
147920	A Spectroscopic Study of Jets		72,869			(17,044)	(55,825)			-	-
147921	Managing Hardware Security	(11,943)	69,869			(36,638)	(21,288)			-	-
147922	Longitudinal Impact of PLTL		16,909			(9,552)	(7,357)			-	-
147923	Phase 2 of the SIPN		39,119			(21,793)	(17,326)			-	-
147924	uSafeUS		(27)				27			-	-
147925	Convergence NNA		15,510			(3,784)	(11,726)			-	-
147926	The Finishers Program	(2,191)	67,934			(33,138)	(32,605)			-	-
147927	EAGER PERR	(4,944)	69,146			(28,157)	(36,045)			-	-
147928	Participant Support	(42,000)	42,000							-	-
147930	Teton Range Tectonic Activity		21,078			(9,478)	(11,600)			-	-
147931	Ultrahigh-Resolution Analyses	(2,674)	37,844			(15,802)	(19,368)			-	-
147932	Student Travel to Gaborone		24,000				(24,000)			-	-
147933	CAREER: RTF Earthquakes Supmnt		6,460			(4,379)	(2,081)			-	-
147934	Deep Shale and its Interfaces		114,588			(25,309)	(89,279)			-	-
147936	GEM Workshop Coordination		37,421			(2,282)	(35,139)			-	-
147937	Voices to Hear		14,912			(9,458)	(5,454)			-	-
147938	RUE Supplemnt 2: RNA Dynamics		92				(92)			-	-
147941	Participant Support		14,500				(14,500)			-	-
147942	Participant Support		6,500				(6,500)			-	-
147943	3D Woven Composites Supplement		8,000				(8,000)			-	-
147945	Col Res: RUI: Hagfish Slime		58,235			(13,989)	(44,246)			-	-

UNIVERSITY OF NEW HAMPSHIRE DURHAM
DETAILED SCHEDULE OF REVENUES, EXPENSES, AND TRANSFERS
FOR THE YEAR ENDED JUNE 30, 2019

Fund	Fund Title	Net Student Tuition	Grant Revenue¹	Auxiliary Revenue	Appropriations & Other Revenue	Employee Compensation	Supplies and Services	Other Expenses	Transfers In/(Out)	Beginning Fund Balance 06/30/2018	Ending Fund Balance 06/30/2019
147946	GOALI Supplement		6,324				(6,324)			-	-
147947	UNH Neutron Monitor Network		30,233			(17,428)	(12,805)			-	-
147948	Braided Tensor Categories		69,800			(42,877)	(26,923)			-	-
147949	Lacustrine Microbialite Carbon		10,970			(3,752)	(7,218)			-	-
147950	Conjugate Area Array Expmnt	(10,503)	295,127			(162,927)	(121,697)			-	-
147951	A Lengthening Vernal Window		119,771			(57,396)	(62,375)			-	-
147952	Amendment 009 Supplement		5,000				(5,000)			-	-
147953	RII-Track 1 Management		247,496			(119,421)	(128,075)			-	-
147954	RII-Track 1 E.Berda	(2,279)	68,992			(37,399)	(29,314)			-	-
147955	RII-Track 1 M.Knezevic		91,426			(31,814)	(59,612)			-	-
147956	RII-Track 1 J.Tsavalas	(2,279)	66,456			(38,058)	(26,119)			-	-
147957	Energy Harvesting Models		17,365			(11,538)	(5,827)			-	-
147958	Robust Reinforcement	(5,347)	58,918			(35,337)	(18,234)			-	-
147959	TundraPEAT		52,742			(35,045)	(17,697)			-	-
147961	Wyatt Shell NSF GRFP	(5,328)	34,751			(29,423)				-	-
147962	C.Perryman NSF Grad Res Fello	(12,000)	41,423			(29,423)				-	-
147963	Alexandra Padilla GRFP GRIP		5,000				(5,000)			-	-
147964	Multi-Messenger Emission	(1,140)	27,445			(17,478)	(8,827)			-	-
147965	Chemistry for the Community		9,213			(6,027)	(3,186)			-	-
147966	PFI-TT: Aqueous Stationary		91,143			(51,541)	(39,602)			-	-
147967	RII Track-2FEC: GECO	(8,111)	168,907			(34,935)	(125,861)			-	-
147968	Protein Evolution		59,633			(5,592)	(54,041)			-	-
147969	GP-Extra: Closes Gap		65,431			(14,225)	(51,206)			-	-
147970	RII Track-4 Next Gen Climate		60,246			(19,660)	(40,586)			-	-
147971	RII Track-4: Winter Weather		20,584			(10,618)	(9,966)			-	-
147972	Dissolved Organic Phosphorus		16,423			(8,843)	(7,580)			-	-
147973	Wind-Driven Exchange		5,570			(3,701)	(1,869)			-	-
147974	MRI: NMR Spectrometer		1,286,580				(1,286,580)			-	-
147975	4D Variations in Stress		1,482				(1,482)			-	-
147976	FW-HTF Theme 2		16,206			(10,768)	(5,438)			-	-
147977	Stigma in Partner Violence		46,100			(2,629)	(43,471)			-	-
147978	Precip. Atmospheric NOx & O3		14,836			(9,857)	(4,979)			-	-
147980	RII-Track 1 Partnerships		68,536			(45,539)	(22,997)			-	-
147981	RII-Track 1 Subawards		277,175				(277,175)			-	-
147982	RII-Track 1 Hale Learning Opps		18,443			(12,254)	(6,189)			-	-
147983	RII-Track 1 Hale Scholars		12,394			(8,235)	(4,159)			-	-
147984	RII-Track 1 Hale Course Dev.		6,197			(4,117)	(2,080)			-	-
147985	RII-Track 1 Hale REU WKFD		6,197			(4,117)	(2,080)			-	-
147986	RII-Track 1 Hale REU Diversity		12,394			(8,235)	(4,159)			-	-
147987	RII-Track 1 Varner Mentorship		43,938			(29,195)	(14,743)			-	-
147988	RII-Track 1 B.Kinsey Res. 1	(1,770)	119,337			(69,956)	(47,611)			-	-
147989	RII-Track 1 B.Kinsey Res. 2		7,338				(7,338)			-	-
147990	RII-Track1 BK ComputerModeling		709,830				(709,830)			-	-
147991	RII-Track 1 BK Core Facilities		536,662				(536,662)			-	-
147992	RII-Track 1 C.Chapman		25,401			(10,943)	(14,458)			-	-
147994	RII-Track 1 Y.Li	(3,760)	45,566			(21,291)	(20,515)			-	-
147995	RII-Track 1 I.Tsukrov		28,772			(14,206)	(14,566)			-	-
147996	RII-Track 1 H.Vashisth		77,135			(50,414)	(26,721)			-	-
147997	Sequential Motion	(11,703)	127,708			(29,000)	(87,005)			-	-
147998	RII Track-2FEC: GECO: S.Hale		13,240			(8,797)	(4,443)			-	-
147999	Fine-grained Knowledge		30,560			(19,045)	(11,515)			-	-
147A01	Arctic Village Dynamics		43,339			(28,796)	(14,543)			-	-
147A02	CAREER: An Integrated Platform		3,877			(2,576)	(1,301)			-	-
147A06	GRFP: Alexandria Hidrovo		3,923			(3,923)				-	-
147A07	GRFP: Sydney Birch		3,923			(3,923)				-	-
14B191	Fast Ethernet	(8,276)	938,146		55,875	(635,491)	(292,206)		(58,048)	-	-
14B192	InterOperability Lab	(14,238)	1,566,890		69,912	(641,180)	(297,462)		(683,922)	-	-

UNIVERSITY OF NEW HAMPSHIRE DURHAM
DETAILED SCHEDULE OF REVENUES, EXPENSES, AND TRANSFERS
FOR THE YEAR ENDED JUNE 30, 2019

Fund	Fund Title	Net Student Tuition	Grant Revenue¹	Auxiliary Revenue	Appropriations & Other Revenue	Employee Compensation	Supplies and Services	Other Expenses	Transfers In/(Out)	Beginning Fund Balance 06/30/2018	Ending Fund Balance 06/30/2019
14B203	Fibre Channel		37,999		1,350	(42,177)	(8,732)		11,560	-	-
14B206	Wireless Networks		86,624			(104,695)	(34,780)		52,851	-	-
14B214	Adsl		393,250		4,794	(243,768)	(146,832)		(7,444)	-	-
14B215	Bridge Functions		201,377		9,112	(105,770)	(25,553)		(79,166)	-	-
14B266	I-Scsi		21,375			(17,912)	(3,993)		530	-	-
14B347	IPv6	(31,963)	1,376,813		95,514	(793,829)	(303,711)		(342,824)	-	-
14B348	Power over DTE		190,375			(125,798)	(58,429)		(6,148)	-	-
14B369	Serial Attached SCSI		46,438			(21,997)	(18,569)		(5,872)	-	-
14B411	UV Disinfection of Water Validation	(13,752)	41,741			(17,086)	(10,903)			-	-
14B604	MIPI		170,719		2,250	(119,278)	(69,339)		15,648	-	-
14B619	Open Fabrics	(10,503)	150,375			(97,274)	(47,517)		4,919	-	-
14B676	AVB-Audio Video Bridging	(19,144)	135,000		10,950	(188,823)	(76,186)		138,203	-	-
14B707	1588 - Precision Clock	(12,942)	28,125			(78,655)	(28,564)		92,036	-	-
14B765	NVMe	(12,041)	549,375		4,875	(307,178)	(158,673)		(76,358)	-	-
14B867	Hybrid Processing Squash		6,756			(3,400)	(3,356)			-	-
14B883	Breeding Striped Pumpkins		5,111			(3,983)	(1,128)			-	-
14B895	IRB Support for JUICE		4,798			(2,395)	(2,403)			-	-
14B899	IOL Equipment Fund		83,177				(88,192)		5,015	-	-
14B903	Rte 1 Habitat Restortion Plan		282				(282)			-	-
14B913	Tri-Lution & Zy-Mend		3,477			(2,357)	(1,120)			-	-
14B921	OBHC		84,287			(39,064)	(45,223)			-	-
14B922	OCP		21,136			(26,470)	(3,767)		9,101	-	-
14B925	Polymer Research Group Indust	(4,383)	121,142			(87,071)	(29,688)			-	-
14B939	Phase II SBIR	(2,102)	28,366			(26,264)				-	-
14B943	Appledore Star Island Ed		15,472			(1,138)	(14,334)			-	-
14B944	Shoals Marine Lab Cornell		(211,406)				49,406			162,000	-
14B946	Time Sensitive Networks	(8,276)	121,625			(119,822)	(75,346)		81,819	-	-
14B947	Carrier Ethernet					(94)	(19)		113	-	-
14B951	PREP Monitoring Collaborative		35,966			(13,278)	(22,688)			-	-
14B952	Near-Field MIMO		20,000						(20,000)	-	-
14B953	UNH Macroalga Monitoring 2016		467			(322)	(145)			-	-
14B955	Footprint Project		2,000						(2,000)	-	-
14B965	Predicting SPE Fluxes	(8,002)	167,706			(100,630)	(59,074)			-	-
14B966	Sustained Real-Time Turbidity		76,234			(1,526)	(74,708)			-	-
14B968	NE Silviculture Institute		43,330			(34,152)	(9,178)			-	-
14B969	NatSCEV4		37,325			(24,186)	(13,139)			-	-
14B970	Viavi MLTT Support Project	(4,014)	85,000			(77,857)	(17,143)		14,014	-	-
14B972	Synthetic Aperture Radar		775			(515)	(260)			-	-
14B977	Proposed Methodologies		57,385			(50,836)	(6,549)			-	-
14B978	Electrochemical Synthesis	(5,348)	58,335			(33,289)	(19,698)			-	-
14B979	Deep Water Atlantic Habitats	(16,323)	53,878			(21,012)	(16,543)			-	-
14B980	Geothermal Heat Pump System		34,720			(23,070)	(11,650)			-	-
14B981	Halo Triton Barrier at UNH	(13,659)	71,115			(35,900)	(21,556)			-	-
14B982	Managing Hardware Security		11,012			(7,317)	(3,695)			-	-
14B983	EHIS Spare Instrument-38		79,845			(50,332)	(29,513)			-	-
14B984	OPNFV		114,708			(60,436)	(39,735)		(14,537)	-	-
14B986	IOL Software Development		71,900			(42,585)	1,841		(31,156)	-	-
14B987	Sodium Butyrate & Monensin		15,534			(4,481)	(11,053)			-	-
14B988	AquaShield Testing		11,732			(4,851)	(6,881)			-	-
14B992	SML Calendar Year 18		107,820		94	(319,118)	(76,772)		287,976	-	-
14B995	Continuous, High Yield Kelp	(3,190)	115,796			(38,707)	(73,899)			-	-
14B996	EHIS GOES-16 Operations Sup39		(17,705)			11,764	5,941			-	-
14B997	EHIS GOES-S Post Launch Sup40		44,209			(29,375)	(14,834)			-	-
14B998	Option-Task 7		18,915			(12,272)	(6,197)		(446)	-	-
14BA00	NISMART-4		36,295			(24,117)	(12,178)			-	-
14BA02	Pivot Agriculture Technologies		355				(355)			-	-
14BA03	Temporary Causeway		9,179			(6,692)	(2,487)			-	-

UNIVERSITY OF NEW HAMPSHIRE DURHAM
DETAILED SCHEDULE OF REVENUES, EXPENSES, AND TRANSFERS
FOR THE YEAR ENDED JUNE 30, 2019

Fund	Fund Title	Net Student Tuition	Grant Revenue¹	Auxiliary Revenue	Appropriations & Other Revenue	Employee Compensation	Supplies and Services	Other Expenses	Transfers In/(Out)	Beginning Fund Balance 06/30/2018	Ending Fund Balance 06/30/2019
14BA04	Pall Misc Projects XVII	(4,297)	116,480			(65,381)	(46,802)			-	-
14BA05	(BIA) Internet Safety Ed		189,389			(105,080)	(84,309)			-	-
14BA06	IOL Investments						(12,785)			481,283	468,498
14BA07	Preconcentrating Ambient Ioniz		17,960			(11,934)	(6,026)			-	-
14BA08	EHIS Software Support 44		23,662			(11,779)	(11,883)			-	-
14BA09	EHIS GOES 16 GS PLPT Suppt 45		181,011			(120,273)	(60,738)			-	-
14BA10	Miscellaneous Business		661,026			(532,830)	(128,196)			-	-
14BA12	EHIS Spare Emulator Build-43		63,698			(38,190)	(25,508)			-	-
14BA13	EHIS GOES-16 OnOrbitTrending41		91,629			(60,599)	(31,030)			-	-
14BA14	SPaT Challenge		35,754			(31,923)	(3,831)			-	-
14BA15	Spare Assembly Test-45		314,549			(163,727)	(150,822)			-	-
14BA16	Cooling System for Laser		35,000			(8,672)	(4,379)		(21,949)	-	-
14BA17	Particle Swarm Optimization	(14,199)	82,261			(42,648)	(25,414)			-	-
14BA18	UNH Oceanography Graduate Prog		7,777				(7,777)			-	-
14BA19	3D-Printed Scintillation		5,397			(5,397)				-	-
14BA20	Pease Wastewater Treatment		19,388			(13,711)	(5,677)			-	-
14BA21	Rye Water Dist. Water Quality		3,473			(1,815)	(1,658)			-	-
14BA22	Photon-Based Methods	(3,835)	19,044			(7,509)	(7,700)			-	-
14BA23	DRIVEN		24,634			(20,528)	(4,106)			-	-
14BA24	Predicting SPE Fluxes		25,628			(17,029)	(8,599)			-	-
14BA25	Curved MPCs for Spaceflight	(2,191)	27,173			(16,599)	(8,383)			-	-
14BA26	SSA Summit LLC Various Tasks		17,465			(11,605)	(5,860)			-	-
14BA28	NETC ICNet Workshop		27,685			(14,122)	(13,563)			-	-
14BA30	Workplace Sexual Harassment		24,708			(15,750)	(8,958)			-	-
14BA31	PREP Monitoring D.Burdick		3,413			(2,844)	(569)			-	-
14BA32	PREP Monitoring F.Short		624			(520)	(104)			-	-
14BA33	Laser Range Finder Project		5,479			(3,641)	(1,838)			-	-
14BA34	Integrated Stormwater Mgmt		3,812			(2,502)	(1,310)			-	-
14BA35	SML Calendar Year 19		341,429			(233,724)	(107,705)			-	-
14BA36	ENSEMBLE Toolkit		10,550			(6,910)	(3,640)			-	-
14BA37	Cost of Chlorine Testing		26,858			(8,007)	(18,851)			-	-
14BA38	Innovative Packaging	(8,811)	37,152			(18,831)	(9,510)			-	-
14BA39	Micro Faraday Cup		17,539			(10,921)	(6,618)			-	-
14BA40	Biofab & Bioengineering K12		18,115				(18,115)			-	-
14BA41	Transient Phenomena		2,947			(1,958)	(989)			-	-
14BA42	Seagrass Site in Ports Harbor		64				(64)			-	-
14BA43	Miscellaneous Business		82,750			(68,452)	(14,298)			-	-
14BA44	Determining Bioavailabilty		25,255			(14,666)	(10,589)			-	-
14BA50	(SMET) Tele-Operation Feedback		11,775			(7,824)	(3,951)			-	-
14BA51	Pall Corp Misc Proj XVIII		67,137			(39,097)	(28,040)			-	-
14F151	Confucius Institute		180,459			(1,100)	(179,359)			-	-
14F158	Integrated Multibeam Survey	(2,674)	117,606			(39,687)	(75,245)			-	-
14F159	NF GEBCO Years 13 & 14 Project	(7,356)	41,045			(23,846)	(9,843)			-	-
14F160	NF GEBCO Years 13 & 14 Travel	(371)	56,573				(56,202)			-	-
14F165	Hemoglobin Oxygen Therapeutic		11,974			(7,486)	(4,488)			-	-
14F166	Sound and Marine Life Joint In		17,566			(11,672)	(5,894)			-	-
14F168	Evolution Wheat Yield		11,540			(10,035)	(1,505)			-	-
14F171	3rd NOAA Chart Adequacy Eval		546				(546)			-	-
14F172	NF Team Participation		641				(641)			-	-
14F174	Eelgrass in James Bay	(11,668)	442,018			(281,368)	(148,982)			-	-
14F175	Ateret Gewirtz-Meydan Fellow		4,180			(4,180)				-	-
14F176	2017-2018 Scholars		53,939			(17,285)	(36,344)		(310)	-	-
14F179	Plasma Lys Concentrations		14,333			(10,353)	(3,980)			-	-
14F180	Hybrid Pumpkin&Squash Varities		3,366				(3,366)			-	-
14F181	Nagoya University Visiting Sci		20,456			(33,511)				13,055	-
14F182	Histidine in Plasma		1,190						(1,190)	-	-
14F183	Effect of Selisseo		167,144			(47,736)	(119,408)			-	-

UNIVERSITY OF NEW HAMPSHIRE DURHAM
DETAILED SCHEDULE OF REVENUES, EXPENSES, AND TRANSFERS
FOR THE YEAR ENDED JUNE 30, 2019

Fund	Fund Title	Net Student Tuition	Grant Revenue¹	Auxiliary Revenue	Appropriations & Other Revenue	Employee Compensation	Supplies and Services	Other Expenses	Transfers In/(Out)	Beginning Fund Balance 06/30/2018	Ending Fund Balance 06/30/2019
14F184	StormSafe Fish Cage		21,114			(14,817)	(6,297)			-	-
14F185	In Vivo Plasma Dose-Response		29,126			(20,382)	(8,744)			-	-
14F186	GEBCO Training Project 15 & 16	(140,240)	522,665			(294,136)	(88,289)			-	-
14F187	GEBCO Travel 15 & 16		19,438				(19,438)			-	-
14F188	Network for Seabed 2030		305,615				(305,615)			-	-
14F189	GEBCO-NF: XPRIZE Round 2		1,948,463			(6,492)	(1,941,971)			-	-
14F190	Seabed 2030		51,088			(22,569)	(28,519)			-	-
14F191	Wind and Wave Climate Records		29,448			(18,956)	(10,492)			-	-
14F192	Rumen Protected Histidine Supp		56,709			(34,008)	(22,701)			-	-
14F193	Bridge Failure Modes Flooding		35,000			(10,290)	(18,249)		(6,461)	-	-
14F195	2018-2019 Scholars Renewal App		164,151			(24,934)	(139,217)			-	-
14G214	Cottontail Connecticut		108						(108)	-	-
14G257	Case Study of Collapsed Stock		34,914			(20,923)	(13,991)			-	-
14G265	2017 Bellamy River Deployment		31,811			(20,523)	(11,288)			-	-
14G266	Claremont		2,941			(2,558)	(383)			-	-
14G267	Friends of Fulbright Undergrad		1,301				(1,301)			-	-
14G269	Vertical Science Literacy		179				(179)			-	-
14G270	Rehabilitation of Concrete	(12,951)	78,085			(39,440)	(25,694)			-	-
14G271	Berlin School Governance NMEF		21,297			(16,841)	(4,234)		(222)	-	-
14G272	Oyster Larvae GB Estuary		5,648			(4,199)	(1,449)			-	-
14G273	Cocheco River Water Quailty		34,634			(22,288)	(12,346)			-	-
14G274	Pathway to Work 2018-19		117,447			(114,977)	(2,470)			-	-
14G276	Prairie Mole Cricket	(8,111)	29,314			(9,320)	(11,883)			-	-
14G278	Microbial Source Tracking		8,444			(5,130)	(3,314)			-	-
14G279	Natural Sediment Event		60,218			(37,857)	(22,361)			-	-
14G280	IDN 6 SSA Facilitation and Int		42,974			(31,420)	(11,554)			-	-
14G281	NERR Sentinel Site Data		47,815			(34,987)	(12,828)			-	-
14G282	Florida FWC 2019 Apalachicola		64,784				(64,784)			-	-
14G283	Shoreline Wagon Hill Farm		10,803			(7,911)	(2,892)			-	-
14G284	Lamprey River Water Quality		7,703			(5,698)	(2,005)			-	-
14G285	Berlin School Governance NMEF		10,335			(8,353)	(1,982)			-	-
14G287	Effects of Air Voids on DCT		7,060			(4,691)	(2,369)			-	-
14G290	Utah Walleye Ploidy		5,750			(5,227)	(523)			-	-
14GFVD	2017-2018 Vermont State Grant	(90,950)	91,450							-	500
14N808	MMS - Project Management		21,101			(14,306)	(6,795)			-	-
14N820	MMS - Phase E - MO & DA	(7,159)	2,705,294			(768,194)	(1,929,941)			-	-
14NC57	Solar Orbiter Project Mgmt		4,464			(3,027)	(1,437)			-	-
14NC58	Solar Orbiter-Science		7,819			(2,922)	(4,897)			-	-
14NC59	Solar Orbiter-Sys. Engineer		221				(221)			-	-
14ND66	Problems in Operator Theory		8,791				(8,791)			-	-
14NE75	Managing Innovation		3,852				(3,852)			-	-
14NF35	NERACOOS Nutrient Sensing		7,290			(5,786)	(1,504)			-	-
14NF54	WMI NEC Genetic Monitoring		32,093			(8,617)	(23,476)			-	-
14NF56	Sexual Perpetration in Teens		34,775			(23,576)	(11,199)			-	-
14NF79	Student Persistence in STEM		25,317			(23,304)	(1,381)		(632)	-	-
14NG25	Center Broadband Excellence		33,849				(33,849)			-	-
14NG33	Intelligent Lives		9,009				(8,909)		(100)	-	-
14NG34	Violence & Stalking Prevention		11,946			(9,481)	(2,465)			-	-
14NG50	PV and Resilience Portfolios		88,168			(59,775)	(28,393)			-	-
14NG64	EFH: Legal Payment Reform		20,192			(18,515)	(1,677)			-	-
14NG70	LTER: HubbardBrookTransfer-On		28,875			(19,359)	(9,516)			-	-
14NG71	New York State APCD Support		38,750			(14,179)	(24,571)			-	-
14NG72	Smart Transportation Systems U		6,708			(5,506)	(1,202)			-	-
14NG79	Oral Health Thru Claims Data		4,594			(4,176)	(418)			-	-
14NG83	Rural Health Clinic Year 3		12,602						(12,602)	-	-
14NG93	NATSAP FY17-19		37,224			(24,483)	(12,741)			-	-
14NG97	WISE Self Study and Prevention		(892)				892			-	-

UNIVERSITY OF NEW HAMPSHIRE DURHAM
DETAILED SCHEDULE OF REVENUES, EXPENSES, AND TRANSFERS
FOR THE YEAR ENDED JUNE 30, 2019

Fund	Fund Title	Net Student Tuition	Grant Revenue¹	Auxiliary Revenue	Appropriations & Other Revenue	Employee Compensation	Supplies and Services	Other Expenses	Transfers In/(Out)	Beginning Fund Balance 06/30/2018	Ending Fund Balance 06/30/2019
14NG98	Challenges to Amer Democracy		85,261			(85,261)				-	-
14NH17	NERACCOOS: IOOS		338,998			(204,503)	(134,495)			-	-
14NH22	Monique Burr Child Safety Prog		14,288				(14,288)			-	-
14NH24	LTER-Plum Island Ecosystems	(8,558)	63,217			(35,385)	(19,274)			-	-
14NH31	MoS2 Catalysis	(4,501)	30,747			(21,505)	(4,741)			-	-
14NH32	Kessler Employer Survey		58,850			(49,499)	(9,351)			-	-
14NH37	NH Humanities Collaborative		95,514			(76,999)	(18,515)			-	-
14NH39	Adult and Fledgling Shrubland	(4,671)	79,505			(55,219)	(19,615)			-	-
14NH41	Coos Youth Study		1,196			(1,070)	(126)			-	-
14NH46	Biotic and Climate Changes		4,247				(4,247)			-	-
14NH49	Reducing Arsenic Exposure		2,928				(2,928)			-	-
14NH53	Backbone Support		13,208				(13,208)			-	-
14NH56	HYPE		4,716				(4,716)			-	-
14NH60	BREA Project		53,235				(53,235)			-	-
14NH61	Whiting Foundation Fellowship		7,227				(7,227)			-	-
14NH62	Older Youth at Risk		27,997			(24,345)	(3,652)			-	-
14NH66	LTER: Hubbard Brook Exp Forest		119,339			(92,882)	(26,457)			-	-
14NH67	Modeling and Remote Sensing		9,319			(5,458)	(3,861)			-	-
14NH68	DroughNet		9,029			(4,052)	(4,977)			-	-
14NH70	Smart Sensor Network		42,881			(41,471)	(1,410)			-	-
14NH71	I CreATe for Paralysis Project		1,466				(1,466)			-	-
14NH73	Generation Study Abroad Schola	(5,000)	5,000							-	-
14NH76	Early Education Assessment		5,113			(2,911)	(2,065)		(137)	-	-
14NH77	Strong Families Policy & Res.		23			(21)	(2)			-	-
14NH78	NHEEMC Mathematics Instruction	7,651	113,819			(44,814)	(76,656)			-	-
14NH79	Healy Wave Energy Convertor	(13,847)	54,028			(26,573)	(13,608)			-	-
14NH80	CC Cyber Team		54,308			(35,993)	(18,315)			-	-
14NH81	Bathymetric Surveys	(8,351)	62,015			(46,558)	(7,106)			-	-
14NH85	Ruminal Metabolism		587						(587)	-	-
14NH87	Programs in Glycosciences YR7		(95,836)			1,831	94,005			-	-
14NH89	North Country Listens		(487)			443	44			-	-
14NH90	Aging Network Advocacy Project		82,587			(68,107)	(14,480)			-	-
14NH91	SIMAP		3,290				(727)		(2,563)	-	-
14NH95	GLOBE Implementation Office		88,359			(74,892)	(13,467)			-	-
14NI00	Wages of Power & Wages		23,809			(22,079)	(1,730)			-	-
14NI02	Sexual Violence Prevention		6,447			(5,553)	(894)			-	-
14NI03	CF North Miami Dave Evaluation		11,272			(9,801)	(1,471)			-	-
14NI04	Reef Monitoring		10,658			(9,346)	(1,312)			-	-
14NI05	Nannie Island, Great Bay		23,816			(21,523)	(2,293)			-	-
14NI07	Status of Women & Girls in NH		2,783			(2,526)	(257)			-	-
14NI09	CMMI PTN Year 3 of 5		479,848			(142,536)	(337,312)			-	-
14NI10	CMMI PTN Year 3 Analytics		53,262			(25,811)	(27,451)			-	-
14NI13	AYAH CoIIN Year 2		1,809			(646)	(1,163)			-	-
14NI14	VFRP: Child & Family Poverty		30,152			(27,559)	(2,593)			-	-
14NI15	Use of Transmission Line ROW		1,022			(1,022)				-	-
14NI16	DVPP FY18		12,274			(6,038)	(6,236)			-	-
14NI17	SVP FY18		8,053			(6,165)	(1,888)			-	-
14NI20	VOCA-SA FY18		2,168				(2,168)			-	-
14NI23	AT&T Upward Bound		519				(519)			-	-
14NI25	2018 NH Kids Count Data Book		2,539			(2,111)	(285)		(143)	-	-
14NI26	NNE ECHO Cares		119						(119)	-	-
14NI29	Behavioral Health Int Year 3		55,859			(41,562)	(14,297)			-	-
14NI30	Utah APCD		6,390			(1,239)	(186)		(4,965)	-	-
14NI31	Health & Social Welfare Policy		7,529				(7,529)			-	-
14NI32	Potential of Farmed Kelp		26,523			(17,327)	(9,196)			-	-
14NI33	ACE Project		4,357			(3,346)	(1,011)			-	-
14NI34	Alignment Opportunities		1,713			(1,490)	(223)			-	-

UNIVERSITY OF NEW HAMPSHIRE DURHAM
DETAILED SCHEDULE OF REVENUES, EXPENSES, AND TRANSFERS
FOR THE YEAR ENDED JUNE 30, 2019

Fund	Fund Title	Net Student Tuition	Grant Revenue¹	Auxiliary Revenue	Appropriations & Other Revenue	Employee Compensation	Supplies and Services	Other Expenses	Transfers In/(Out)	Beginning Fund Balance 06/30/2018	Ending Fund Balance 06/30/2019
14NI36	MASPEX		17,913				(17,913)			-	-
14NI37	NH CBO Business Acumen		20,324			(10,629)	(9,695)			-	-
14NI38	2018 Belknap EDC Assistance		8,559			(8,559)				-	-
14NI39	IDN Region 4		215,555			(179,046)	(36,509)			-	-
14NI40	Family Connections 2018		14,326			(13,016)	(1,296)		(14)	-	-
14NI41	Credit for Going Green		35,336			(28,044)	(7,292)			-	-
14NI42	Investing in Our Future		149,743			(92,266)	(57,477)			-	-
14NI43	Joshua's Law		1,546				(1,546)			-	-
14NI44	Coos Youth Study	(400)	96,993			(81,237)	(15,356)			-	-
14NI45	Coastal Dune Dieback		18,357			(15,316)	(3,041)			-	-
14NI46	Code.org Regional Partnership		14,424				(14,424)			-	-
14NI47	Energetic Storm Particle Event		20,921			(13,901)	(7,020)			-	-
14NI48	Thin Layer Sediment Placement		21,150			(16,716)	(4,434)			-	-
14NI49	Nicrophorus Orbicollis Beetle		740				(740)			-	-
14NI50	Worker Protection Standards		12,831			(10,183)	(2,648)			-	-
14NI52	DWH GoMRI Year 3 - Jan 2018	(14,584)	661,000			(169,796)	(476,620)			-	-
14NI54	Creating Functioning Landscape	(12,393)	75,311			(39,017)	(23,901)			-	-
14NI55	Care Report Data Analysis	(356)	30,536			(26,038)	(4,142)			-	-
14NI56	IDN1 Project Facilitation		118,783			(94,006)	(24,777)			-	-
14NI57	Leadership Learning Exchange		7,605				(7,605)			-	-
14NI58	Pilot Target Initiatives		7,509			(1,074)	(6,435)			-	-
14NI59	Landscape Scale Assessment		2,123			(1,570)	(553)			-	-
14NI60	Science Friday		403				(403)			-	-
14NI61	Water Worth & Cost		38,913			(33,838)	(5,075)			-	-
14NI62	Phi Delta Theta Part II		791			(585)	(206)			-	-
14NI63	Oyster Restoration Planning		11,696			(10,633)	(1,063)			-	-
14NI64	APCD- NY HonestHealth (NYSHF)		1,885						(1,885)	-	-
14NI65	NH 4-H YFP 2017		24,945			(20,577)	(4,368)			-	-
14NI66	Embedding Public Engagemen		14,226			(9,410)	(4,816)			-	-
14NI67	Backbone Support		109,238			(71,263)	(37,975)			-	-
14NI68	Epinephrine Auto-Injector 2018									-	-
14NI69	Summer Boot Camps		131,565			(17,053)	(114,512)			-	-
14NI70	Science-Based Rehabilitation		29,462			(19,576)	(9,886)			-	-
14NI71	Applied Microeconomics&Policy	(13,125)	43,636			(30,511)				-	-
14NI72	NEC Forestry in Southern NH		17,230			(13,675)	(3,555)			-	-
14NI73	Newfound Lake Watershed III		13,664			(10,844)	(2,820)			-	-
14NI74	The PATH Program: VISN 1 Expan		79,092			(63,552)	(15,540)			-	-
14NI75	Coastal Processes Sediment		3,894				(3,894)			-	-
14NI77	HYPE Program 2018		29,766				(29,766)			-	-
14NI78	Tobacco Free Campus		765				(765)			-	-
14NI80	Avian Survey (SHARP)		5,293			(3,600)	(1,693)			-	-
14NI81	Book to Art: Book Clubs		4,999			(3,572)	(1,427)			-	-
14NI83	SOI 2018		8,957			(7,789)	(1,168)			-	-
14NI84	Paid Family Leave		19,999			(17,901)	(2,098)			-	-
14NI85	2018-19 Grafton RDC Technical		40,000			(37,657)	(2,343)			-	-
14NI86	Antibiotic Use in Shelter Cats		1,693				(1,693)			-	-
14NI87	Melissa Bauer: Grant-in-Aid		1,145			(395)	(750)			-	-
14NI88	Food Sources in NH		20,936			(18,171)	(2,765)			-	-
14NI89	Victim of Crime Act: VOCA FY19		91,441			(67,289)	(24,152)			-	-
14NI90	Diet of Adult Puffins		1,927				(1,927)			-	-
14NI91	Code.org K-5 Regional Partner		4,132				(4,132)			-	-
14NI92	Strong Families Policy & Res.	(384)	89,976			(57,488)	(8,197)			(23,907)	-
14NI93	AACU Civic Learning Grant		796			(271)	(525)			-	-
14NI94	SLAN by EFH		15,004			(13,018)	(1,986)			-	-
14NI95	NNE ECHO Cares Yr2		19,984			(15,685)	(4,299)			-	-
14NI96	Using GeoSpatial Analysis		5,968			(4,721)	(1,247)			-	-
14NI97	Mr. Connolly has ALS		30,000			(16,600)	(13,400)			-	-

UNIVERSITY OF NEW HAMPSHIRE DURHAM
DETAILED SCHEDULE OF REVENUES, EXPENSES, AND TRANSFERS
FOR THE YEAR ENDED JUNE 30, 2019

Fund	Fund Title	Net Student Tuition	Grant Revenue¹	Auxiliary Revenue	Appropriations & Other Revenue	Employee Compensation	Supplies and Services	Other Expenses	Transfers In/(Out)	Beginning Fund Balance 06/30/2018	Ending Fund Balance 06/30/2019
14NI98	NMEF Contract Phase IV		20,000			(17,391)	(2,609)			-	-
14NI99	Georgia Campus SV Campaign		14,010			(9,313)	(4,697)			-	-
14NJ01	NAHDO Sponsorship		20,556			(13,873)	(6,683)			-	-
14NJ02	CUBESWARM (ARCS) Mission		25,000			(18,781)	(6,219)			-	-
14NJ03	The Opt-Out Mechanism		25,996			(22,454)	(3,542)			-	-
14NJ04	African American Experience		131				(131)			-	-
14NJ05	SVP FY19		15,195			(12,270)	(2,925)			-	-
14NJ06	SPIRDV FY19		22,656			(7,909)	(14,747)			-	-
14NJ07	VOCA-SA FY19		2,990			(2,745)	(245)			-	-
14NJ08	VOCA Supp FY19 FY20		7,685			(6,986)	(699)			-	-
14NJ09	Everyday Democracy		91,863			(79,795)	(12,068)			-	-
14NJ10	PESaLTERs Project		73,524			(48,853)	(24,671)			-	-
14NJ11	Role of Mattering S&D Violence		1,000				(1,000)			-	-
14NJ13	Field Hearing Innovation		29,456			(18,975)	(10,481)			-	-
14NJ14	DVPP FY19		24,993			(15,509)	(9,484)			-	-
14NJ15	Role for CDFIS		38,998			(23,846)	(15,152)			-	-
14NJ16	SVP Evaluation Plan		19,040			(19,040)				-	-
14NJ17	Immigrant Business Development		29,312			(24,605)	(4,707)			-	-
14NJ19	CMMI PTN Year 4 of 5		793,609			(375,793)	(417,816)			-	-
14NJ20	CMMI PTN Year 4 Analytics		114,403			(69,291)	(45,112)			-	-
14NJ21	Maine: Leadership Learning		20,364			(15,500)	(4,864)			-	-
14NJ22	NTAE-CRM Fellowship		22,919			(22,919)				-	-
14NJ23	RII Track-2 FEC: Genome	(8,211)	74,612			(31,601)	(34,800)			-	-
14NJ24	NAHDO EPHT Technical Assistanc		8,728			(7,590)	(1,138)			-	-
14NJ25	Americorp		54,756			(49,701)	(5,055)			-	-
14NJ26	NAHDO- California APCD TA		12,285			(2,766)	(1,531)		(7,988)	-	-
14NJ27	Rewinding Conversations		7,500				(7,500)			-	-
14NJ28	BHI Year 4 Funding		47,721			(38,885)	(8,836)			-	-
14NJ29	Race & Equity in NH Series		7,997			(6,954)	(1,043)			-	-
14NJ32	Supporting Coos Youth Event		1,742			(1,412)	(330)			-	-
14NJ33	JSHS 2019		16,717			(3,000)	(13,717)			-	-
14NJ34	Oyster Reef Monitoring 18-20		7,647			(6,952)	(695)			-	-
14NJ35	Vibrio Parahaemolyticus Concen		37,934			(30,470)	(7,464)			-	-
14NJ37	MASPEX Engineering Services		297			(236)	(61)			-	-
14NJ38	Ocean Acidifications Threshold		6,855			(3,838)	(3,017)			-	-
14NJ40	NAHDO- AHRQ Health Care Data		10,892			(10,368)	(524)			-	-
14NJ41	IDN 5 SSA Continuation		574			(424)	(150)			-	-
14NJ42	Student Cognition Toolbox		44,057			(39,626)	(4,431)			-	-
14NJ43	Statement of Work #6		2,415			(1,990)	(425)			-	-
14NJ44	Transforming Health-HealthCare		35,524			(30,634)	(4,890)			-	-
14NJ45	L2E2 Sector-Based Cohorts 2019	(357)	20,624			(16,168)	(4,099)			-	-
14NJ46	Our Stories Matter: We Matter		1,000			(985)	(15)			-	-
14NJ48	Health Policy Response		17,139			(13,199)	(3,940)			-	-
14NJ49	Oyster River Schools Outreach		200				(200)			-	-
14NJ50	NH StateView Program		10,980			(9,547)	(1,433)			-	-
14NJ52	Pesticide Safety ChristmasTree		7,113			(5,646)	(1,467)			-	-
14NJ53	NH CBO Business Acumen		6,500				(6,500)			-	-
14NJ54	Synthesis Long-Term Studies		20,177			(13,407)	(6,770)			-	-
14NJ55	Family Connections 2019		8,927			(4,753)	(4,174)			-	-
14NJ56	JSI-CF SUD HUB TA		60,140			(54,137)	(6,003)			-	-
14NJ58	Educational Outreach: Results		3,501			(3,183)	(318)			-	-
14NJ60	Dover School District C&T		2,000				(2,000)			-	-
14NJ61	Network Leadership Institute		3,479			(2,573)	(906)			-	-
14NJ63	NAHDO CA OSHPD		601			(522)	(79)			-	-
14NJ64	Understanding our State		8,122			(6,227)	(1,895)			-	-
14NJ65	SwRI On-site Meeting Support		3,953			(2,114)	(1,839)			-	-
14NJ66	ABLE NH - Coleman		6,029			(4,431)	(1,598)			-	-

UNIVERSITY OF NEW HAMPSHIRE DURHAM
DETAILED SCHEDULE OF REVENUES, EXPENSES, AND TRANSFERS
FOR THE YEAR ENDED JUNE 30, 2019

Fund	Fund Title	Net Student Tuition	Grant Revenue¹	Auxiliary Revenue	Appropriations & Other Revenue	Employee Compensation	Supplies and Services	Other Expenses	Transfers In/(Out)	Beginning Fund Balance 06/30/2018	Ending Fund Balance 06/30/2019
14NJ67	Leadership Learning Exchange		15,218			(11,087)	(4,131)			-	-
14NJ68	Belize River Watershed		8,798			(385)	(8,413)			-	-
14NJ69	Backbone Support 2019		63,561			(45,991)	(17,570)			-	-
14NJ70	Lower Wage Workers		9,999			(9,999)				-	-
14NJ71	AGS Power Soccer Invitational		12,928			(1,702)	(11,226)			-	-
14NJ72	Financial Engagement		25,450			(20,198)	(5,252)			-	-
14NJ75	ECHO Planning		39,986			(15,968)	(24,018)			-	-
14NJ76	Oyster Reef Restoration		651				(651)			-	-
14NJ77	Risky Behaviors&Public Policy	(13,297)	46,868			(28,622)	(4,949)			-	-
14NJ78	M.O.M Grant Proposal Document		11,605			(10,034)	(1,571)			-	-
14NJ79	Enhancing NH Quality		62,176			(27,999)	(34,177)			-	-
14NJ80	Lead Poisoning		12,768			(9,692)	(3,076)			-	-
14NJ82	Lobsters Natural Habitat		1,855				(1,855)			-	-
14NJ83	ASV Exploration		52,112				(52,112)			-	-
14NJ84	Epigenetic Regulation WM Bio		35,311			(28,303)	(7,008)			-	-
14NJ85	Pediatric Primary Care		4,525			(4,525)				-	-
14NJ87	Salt Marsh Resilience		22,595			(6,899)	(15,696)			-	-
14NJ88	Aligning Investments in NH		8,249			(5,115)	(3,134)			-	-
14NJ89	State of Philanthropy in NH		1,261			(1,096)	(165)			-	-
14NJ91	NAHDO IDAHO		16,515			(14,361)	(2,154)			-	-
14NJ92	Integrated Seaweed Hatchery		2,678				(2,678)			-	-
14U609	THEMIS U.C. Berkley		90,311			(52,674)	(37,637)			-	-
14U823	Colorado-Lasp Subcontract		(1,808)				1,808			-	-
14U871	MMS (EPD)		45,652			(29,658)	(15,994)			-	-
14U881	Solar Probe Plus FIELDS		9,808			(5,731)	(4,077)			-	-
14UA03	LTER V: New Science		111,169			(68,241)	(42,928)			-	-
14UA09	Ecosystem Services & Bioenergy		20,983			(13,367)	(7,616)			-	-
14UA37	LTER V: New Science		48,336			(23,800)	(24,536)			-	-
14UA47	Ice Drilling Program Office		160,743			(103,725)	(57,018)			-	-
14UA58	Climate Change		30,191			(19,657)	(10,534)			-	-
14UA61	Soil C in Biofuel Systems		4,813			(3,263)	(1,550)			-	-
14UA74	RosBREED II		22,487			(14,697)	(7,790)			-	-
14UA86	NCHRP 9-58 RAP RAS Rejuvenator		19,307			(11,764)	(7,543)			-	-
14UA90	UV Implementation & ET-P1		7,538			(3,750)	(3,788)			-	-
14UA97	Rate and Spectrum		(11,540)				11,540			-	-
14UB09	Langrangian Particle Tracking		4,157			(2,818)	(1,339)			-	-
14UB11	NETC 13-3 QA		6,946			(1,709)	(5,237)			-	-
14UB12	Protected Berry Culture		7,748			(5,823)	(1,925)			-	-
14UB33	Carbon		48,468			(33,365)	(15,103)			-	-
14UB37	Clemson SCP		12,973			(11,964)	(1,009)			-	-
14UB48	UNH ODRF Agroecosystem Study		70,382			(61,327)	(9,055)			-	-
14UB51	High Tunnel Mangement		33,833			(17,285)	(16,548)			-	-
14UB55	Reverse Synthesis of Glycans		(4,571)				4,571			-	-
14UB62	ICMEs at Mercury		294			(195)	(99)			-	-
14UB64	Re-Engineering Shorelines		32,950			(24,745)	(8,205)			-	-
14UB65	IOP Measurement Uncertainties		23,165			(15,705)	(7,460)			-	-
14UB71	Plasmaspheric Drainage Plumes		55,783			(34,219)	(21,564)			-	-
14UB74	LTER 5b		84,145			(47,557)	(36,588)			-	-
14UB76	Microbes-Climate-Livestock		70,298			(49,208)	(21,090)			-	-
14UB84	RBSP-ECT Instrument Suite	(6,574)	2,096,292		(1)	(412,211)	(1,677,507)			1	-
14UB85	Extended Mission Science	(3,287)	253,127			(165,083)	(84,757)			-	-
14UB86	Magnetometer Science	(1,095)	231,005			(152,764)	(77,146)			-	-
14UB87	Instrument Operations		177,555			(115,940)	(61,615)			-	-
14UB94	Plant Invasions		1,213				(1,213)			-	-
14UB97	NE Region Ctr Diagnostics Net		20,330			(7,117)	(13,213)			-	-
14UC02	Natural Coastal Barriers	(2,191)	29,977			(22,052)	(5,734)			-	-
14UC05	Valuation of Water Quality		18,619			(11,322)	(7,297)			-	-

UNIVERSITY OF NEW HAMPSHIRE DURHAM
DETAILED SCHEDULE OF REVENUES, EXPENSES, AND TRANSFERS
FOR THE YEAR ENDED JUNE 30, 2019

Fund	Fund Title	Net Student Tuition	Grant Revenue¹	Auxiliary Revenue	Appropriations & Other Revenue	Employee Compensation	Supplies and Services	Other Expenses	Transfers In/(Out)	Beginning Fund Balance 06/30/2018	Ending Fund Balance 06/30/2019
14UC11	Increasing Cover Crop Adoption		1,935			(810)	(1,125)			-	-
14UC14	UM NE Benchmarks Yr 2		4,803			(3,317)	(1,486)			-	-
14UC16	Health and Living Arrangements		44,911			(29,841)	(15,070)			-	-
14UC18	INFEWS-T3: REFEWS		262,501			(163,791)	(98,710)			-	-
14UC19	DCT Specification Development		10,387			(6,901)	(3,486)			-	-
14UC20	Who and How of Microbial Contr	(15,487)	319,803			(180,637)	(123,679)			-	-
14UC21	Energy-Water-Land-Nexus		357,598			(237,607)	(119,991)			-	-
14UC22	Contribution of Small Streams		19,621			(12,710)	(6,911)			-	-
14UC24	Aquaculture Impact Assess Yr 2		2,445			(600)	(1,845)			-	-
14UC26	NE Hot Mix Asphalt Pavements		14,300				(14,300)			-	-
14UC27	Use of Forested Habitat		32,541			(10,382)	(22,159)			-	-
14UC31	Navigating the Trade-Off	(20,233)	92,915			(49,816)	(22,866)			-	-
14UC32	Solar Probe Plus (SPP) Mission		503,137		(18)	(313,348)	(189,789)			18	-
14UC33	Building Resilience in the NE	(4,382)	61,906			(41,118)	(16,406)			-	-
14UC35	Reverse Synthesis Glycans Yr2		(7,275)			1,083	6,192			-	-
14UC36	Mission Earth:STEM Education		34,827			(25,935)	(8,892)			-	-
14UC37	Thawing Permafrost Peatlands		306,962			(186,205)	(120,757)			-	-
14UC38	Kelp Meal Supplementation		26,785			(11,708)	(15,077)			-	-
14UC39	Optical Protein Nanostuctures		26,956			(12,533)	(14,423)			-	-
14UC42	IBEX Operation		210,455			(137,000)	(73,455)			-	-
14UC44	Long-Term Warming		31,498			(20,875)	(10,623)			-	-
14UC45	Fatigue Monitoring		3,692			(2,930)	(762)			-	-
14UC46	Maintaining Cell Polarity	(2,961)	56,721			(25,573)	(28,187)			-	-
14UC47	GOM-2 Deepwater Methane		89,715			(49,505)	(40,210)			-	-
14UC48	Vibrio Detection With Phage		1,983				(1,983)			-	-
14UC53	Ed for Farm Women in NH		8,353			(6,630)	(1,723)			-	-
14UC54	Rhizosphere Microbiome		51,589			(21,948)	(29,641)			-	-
14UC55	Opti-Tool Education		10,662			(8,462)	(2,200)			-	-
14UC58	Measurements and Scaling		3,028			(2,012)	(1,016)			-	-
14UC60	Carbon Observations		4,199			(3,275)	(924)			-	-
14UC61	Environmental Infrastructures		6,637			(3,804)	(2,833)			-	-
14UC62	Photovoice Project		1,836			(1,596)	(240)			-	-
14UC63	Reducing Risk Through Data		748			(553)	(195)			-	-
14UC64	Resolving Fine-Scale Coupling		64,322			(39,016)	(25,306)			-	-
14UC68	IES RENEW-Year 3		94,278			(200)	(94,078)			-	-
14UC69	Super-Eddington Phase		6,156			(4,091)	(2,065)			-	-
14UC73	NH-INBRE Year 3		(35,846)			5,483	30,363			-	-
14UC74	C-Rex2	(3,287)	154,264			(87,102)	(63,875)			-	-
14UC75	CoastalCirculation Application		99,554			(64,505)	(35,049)			-	-
14UC76	University Partnership Year 5	(99,440)	158,661			(36,407)	(22,814)			-	-
14UC77	STEM Education		2,798				(2,798)			-	-
14UC78	Blue Waters Grad Fellowship		6,186			(6,186)				-	-
14UC79	Effects of Catchment on Water		105,136			(68,376)	(36,760)			-	-
14UC80	Energy Dense Legume-Grass		12,219				(12,219)			-	-
14UC81	Tech-Transfer for NH Beekeeper		15,412			(12,495)	(2,917)			-	-
14UC83	Using DNA Methods	(3,836)	172,513			(91,197)	(77,480)			-	-
14UC84	Litter Quailty and Stream Food		25,270			(15,762)	(9,508)			-	-
14UC85	Multi-Sensor-Air-Sea Studies		172,037			(112,386)	(59,651)			-	-
14UC86	Understanding Role of Moisture		14,675			(9,751)	(4,924)			-	-
14UC87	2018 4-H Military Partnership		5,197			(2,236)	(2,961)			-	-
14UC88	Epigenetic Barriers	(7,263)	157,397			(50,141)	(99,993)			-	-
14UC89	NH SBIRT-IPE Training Year 3		4,902			(4,085)	(817)			-	-
14UC90	Low pH in the Coastal Waters		5,721			(3,801)	(1,920)			-	-
14UC92	AdjustDepth	(4,785)	101,188			(34,953)	(61,450)			-	-
14UC93	Inventory of Barriers in NE		10,201			(10,071)	(130)			-	-
14UC94	IBEX Support, Science Analysis	(8,003)	502,280			(290,342)	(203,935)			-	-
14UC96	Calibrating Pesticide		8,570			(7,714)	(856)			-	-

UNIVERSITY OF NEW HAMPSHIRE DURHAM
DETAILED SCHEDULE OF REVENUES, EXPENSES, AND TRANSFERS
FOR THE YEAR ENDED JUNE 30, 2019

Fund	Fund Title	Net Student Tuition	Grant Revenue¹	Auxiliary Revenue	Appropriations & Other Revenue	Employee Compensation	Supplies and Services	Other Expenses	Transfers In/(Out)	Beginning Fund Balance 06/30/2018	Ending Fund Balance 06/30/2019
14UC98	Reverse Synthesis Glycans Yr3		83,105			(53,199)	(29,906)			-	-
14UC99	ECOGIG-2 Supplement		29,603			(18,086)	(11,517)			-	-
14UD00	ADDOMEx-2		12,150			(5,661)	(6,489)			-	-
14UD01	ULF Data Processing		42,431			(25,827)	(16,604)			-	-
14UD02	Contribution of Small Streams		8,314			(6,598)	(1,716)			-	-
14UD03	Think College		14,262			(10,952)	(3,310)			-	-
14UD04	Reducing Legal Risks		39,723			(12,000)	(27,723)			-	-
14UD05	Antioch MRSoc		8,345			(5,544)	(2,801)			-	-
14UD06	Antioch NHSoc		13,688			(9,095)	(4,593)			-	-
14UD07	No-Till Organic Vegetable Prod		27,906			(13,706)	(14,200)			-	-
14UD09	Hurricane Sandy Marsh Restor		2,513			(2,139)	(374)			-	-
14UD10	Micro-Truss Structures	(8,021)	79,937			(45,912)	(26,004)			-	-
14UD11	Casco Bay Partnership 2018		25,623			(16,769)	(8,854)			-	-
14UD12	Vermont Inclusive Practices		11,622			(9,045)	(2,577)			-	-
14UD13	MO & DA: Extended Phase E		85,838			(54,719)	(31,119)			-	-
14UD14	Carl Perkins Program 2018		(157)				157			-	-
14UD15	NEON PhenoCam Network		50,823			(37,591)	(13,232)			-	-
14UD16	Violence and Stalking Prevent		8,038			(5,946)	(2,092)			-	-
14UD17	Noncustodial Parent Income		22,939			(6,472)	(16,467)			-	-
14UD18	KiNET-X	(4,016)	125,047			(78,000)	(43,031)			-	-
14UD19	Brassica Crops		6,639			(5,368)	(1,271)			-	-
14UD20	Invasion Watch:		17,584			(11,629)	(5,955)			-	-
14UD21	Hyperiuminous Onservation		18,598			(12,357)	(6,241)			-	-
14UD22	Brady Ed Foundation Initiative		19,179			(17,436)	(1,743)			-	-
14UD23	MCH LEND FY19		527,243			(290,751)	(236,492)			-	-
14UD24	Manure Fertilization Nutrient		36,720			(34,932)	(1,788)			-	-
14UD25	IES RENEW-Year 4		348,779			(135,914)	(212,865)			-	-
14UD26	NETC QR15-4: Quick Response	(7,037)	46,082			(25,851)	(13,194)			-	-
14UD27	Loeb Classical Library Fellow		35,000			(35,000)				-	-
14UD29	Domestic and Wild Striped Bass		10,000			(5,312)	(2,192)		(2,496)	-	-
14UD30	Fellowship AY 18-19		50,000			(50,000)				-	-
14UD33	NH-INBRE Year 4		220,166			(107,810)	(112,356)			-	-
14UD37	Monique Burr Child Safety Prog		32,977			(29,979)	(2,998)			-	-
14UD39	C-Rex-2 Addendum:	(1,096)	76,136			(46,568)	(28,472)			-	-
14UD40	Sap and Producing Syrup		3,889			(1,770)	(2,119)			-	-
14UD41	IMAP-Lo Instrument Development	(1,096)	157,660			(93,160)	(63,404)			-	-
14UD42	NE Strawberry Production		12,237			(482)	(11,755)			-	-
14UD43	Improve Labor Mgmt Skills Farm		22,336			(17,514)	(4,822)			-	-
14UD44	Support Greek Working Group		7,104			(4,248)	(2,856)			-	-
14UD45	DPI		18,256			(7,430)	(10,826)			-	-
14UD46	IMAP-Hi		7,771			(4,665)	(3,106)			-	-
14UD47	CoDICE		10,667			(4,931)	(5,736)			-	-
14UD49	Pteridological Collections		11,909			(7,913)	(3,996)			-	-
14UD50	GreenDot Year 4	(5,811)	141,829		474	(37,045)	(98,973)			-	474
14UD51	Extreme Solar Storms Weather	(8,111)	131,088			(70,007)	(52,970)			-	-
14UD52	Finfish Aquaculture Operation		35,121			(22,987)	(12,134)			-	-
14UD53	SeaPaddock		160,881			(35,923)	(124,958)			-	-
14UD55	MMS EPD ESM1		89,792			(59,663)	(30,129)			-	-
14UD56	Helium and the Heliosphere		18,140			(11,061)	(7,079)			-	-
14UD59	Risk Management Strategies		8,902			(7,402)	(1,500)			-	-
14UD60	HAB Ecology in the IRL		26,729			(23,973)	(2,756)			-	-
14UD61	Redesign of Dartmouth PIP		8,448			(5,613)	(2,835)			-	-
14UD62	Magnetic Reconnection		1,126			(748)	(378)			-	-
14UD63	Techniques of Lumpfish		3,102			(54)	(3,048)			-	-
14UD64	Tech-Transfer for NH Beekeeper		20,901			(16,737)	(4,164)			-	-
14UD65	CariCOOS Coastal Intelligence	(2,191)	21,171			(10,476)	(8,504)			-	-
14UD66	oTherm: Data Dictionary		15,395			(3,245)	(12,150)			-	-

UNIVERSITY OF NEW HAMPSHIRE DURHAM
DETAILED SCHEDULE OF REVENUES, EXPENSES, AND TRANSFERS
FOR THE YEAR ENDED JUNE 30, 2019

Fund	Fund Title	Net Student Tuition	Grant Revenue¹	Auxiliary Revenue	Appropriations & Other Revenue	Employee Compensation	Supplies and Services	Other Expenses	Transfers In/(Out)	Beginning Fund Balance 06/30/2018	Ending Fund Balance 06/30/2019
14UD68	Rutgers Prevention Tech Trnsf		9,596			(8,885)	(711)			-	-
14UD70	Aquaculture Waste-Sludge		33,801			(21,146)	(12,655)			-	-
14UD71	Dartmouth Medical School ECHO		115,669			(85,395)	(30,274)			-	-
14UD72	Northeast Heat & Power Center		72,862			(51,919)	(20,943)			-	-
14UD73	LTER: Microbes to Macrosystems		41,345			(26,581)	(14,764)			-	-
14UD74	LTER: From Microbers to Macros		32,412			(25,724)	(6,688)			-	-
14UD75	BHWET Monitoring Services I		1,883			(1,494)	(389)			-	-
14UD76	BHWET Monitoring Services II		7,748			(6,150)	(1,598)			-	-
14UD77	Ocean Exploration Cooperative		49,616				(49,616)			-	-
14UD78	Chandran Phase E Through F	(1,140)	49,854			(22,506)	(26,208)			-	-
14UD79	Dartmouth College's SVP Proj		30,215			(22,342)	(7,873)			-	-
14UD80	2019 4-H Military Partnership		3,265			(2,695)	(570)			-	-
14UD81	HollySeep Acoustic Observatory		73,098			(1,523)	(71,575)			-	-
14UD82	Integrated Observation-Model		24,161			(15,253)	(8,908)			-	-
14UD83	Stormtime Magnetospheric Ion		8,111			(5,389)	(2,722)			-	-
14UD84	NH DOE AUNE		1,740			(1,381)	(359)			-	-
14UD85	Fast Forward 2 AUNE		1,238			(983)	(255)			-	-
14UD86	MRSoc3 AUNE		3,213			(2,550)	(663)			-	-
14UD88	AFIRE CubeSat Proposal		2,296				(2,296)			-	-
14UD90	Oil Spill Modeling		11,670			(3,826)	(7,844)			-	-
14UD93	ICMEs at Mercury		2,836				(2,836)			-	-
14UD96	Cardiometabolic Risk Factors		13,168			(13,168)				-	-
14UD97	UNH Sports Inclusion-Malawi IU		55,009			(5,952)	(49,057)			-	-
14UD98	ACES Sounding Rocket Exper II		24,688			(15,625)	(9,063)			-	-
14UE00	MAT ECHO NIDA NE		3,759			(2,781)	(978)			-	-
14UE02	Casco Bay Estuary Partnership		90				(90)			-	-
14ZAD1	UNH P1 Adjustments						6,412,722		(6,412,722)	-	-
14ZAD3	UNH P1 Adjustments	(2,335)	(308,660)				308,660			2,335	-
14ZCLR	UNH Cost Sharing Clearing Fund						602,754		(602,754)	-	-
14ZU05	CWS Children's Museum of Portsmouth				3,799	(3,799)				-	-
14ZU10	CWS Town of Durham				9,106	(9,106)				-	-
14ZU11	CWS Developmental Services				4,575	(4,575)				-	-
14ZU21	CWS Growing Places				22,471	(22,471)				-	-
14ZU24	CWS Housing Partnership				528	(528)				-	-
14ZU67	CWS Dover Housing Authority				3,189	(3,189)				-	-
14ZUNH	Restricted Rev Adjustment- UNH	(9,787)	118,603				(60,387)		7	54,806	103,242
14ZW09	McGregor Memorial Ambulance				4,106	(4,106)				-	-
14ZW21	United Campus Ministry				135	(135)				-	-
14ZW22	New Hampshire Public Broadcasting				911	(911)				-	-
14ZW27	Somersworth School District				1,251	(1,251)				-	-
14ZW34	ORIS				879	(879)				-	-
14ZW43	Freedom Cafe				3,666	(3,666)				-	-
14ZZNH	Restricted Rev Adjustment		(20,966,730)				20,966,730			-	-
159071	2018 SBDC Central		212,197			(98,286)	(113,911)			-	-
159072	2018 SBDC Manchester		46,639			(37,666)	(8,973)			-	-
159073	2018 SBDC Nashua		97,632			(78,176)	(19,456)			-	-
159074	2018 SBDC North Country		1,916				(1,916)			-	-
159075	2018 SBDC Seacoast		59,508			(44,310)	(15,198)			-	-
159076	2018 SBDC Statewide Education		40,640			(31,464)	(9,176)			-	-
159077	2019 SBDC Central		179,155			(86,385)	(92,770)			-	-
159078	2019 SBDC Merrimack Valley		53,045			(38,623)	(14,422)			-	-
159080	2019 SBDC North Country		125				(125)			-	-
159081	2019 SBDC Seacoast		32,685			(21,977)	(10,708)			-	-
159082	2019 SBDC Statewide Education		24,540			(19,131)	(5,409)			-	-
15C813	Management-CS								(6,372)	6,372	-
15C816	Lammers & Wollheim-Aquatic - CS								(1)	1	-
15C826	NH EPSCOR-Curt Grimm - CS								(166)	166	-

UNIVERSITY OF NEW HAMPSHIRE DURHAM
DETAILED SCHEDULE OF REVENUES, EXPENSES, AND TRANSFERS
FOR THE YEAR ENDED JUNE 30, 2019

Fund	Fund Title	Net Student Tuition	Grant Revenue¹	Auxiliary Revenue	Appropriations & Other Revenue	Employee Compensation	Supplies and Services	Other Expenses	Transfers In/(Out)	Beginning Fund Balance 06/30/2018	Ending Fund Balance 06/30/2019
15C924	Flooded Pavement Assessment - CS								(1,535)	1,535	-
15C944	2014 Program Management - CS								(49,082)	90,443	41,361
15C950	2014-17 NHSG Communications - CS					(63,894)	(16,611)		63,491	17,014	-
15C951	Great Bay Sediment Nutrients - CS					(765)	(364)		1,129	-	-
15C963	Managing Innovation - CS								(8,780)	8,780	-
15C972	Demography Ecosystems-CoopExt - CS					(8,639)	(4,103)		12,742	-	-
15C978	Climate Adaptation for Roads - CS									1	1
15CA04	Biopalooza II - CS						(5,114)		5,114	-	-
15CA05	Cost Share					(5,279)	(2,508)		7,788	1	2
15CA07	UNH USDA NE Climate Hub - CS					(679)	(322)		1,001	-	-
15CA08	Cost Share					(2,420)	(1,149)		3,569	-	-
15CA16	NH NASA EPSCoR RID 2015-2018 - CS					(20,491)	(9,734)		30,225	-	-
15CA22	Expanding the Safety Net-CS									1,394	1,394
15CA27	Confucius Institute - CS					(99,608)			99,608	-	-
15CA31	SG Aquaculture-Tech Transfer - CS					(14,342)	(3,730)		5,879	12,193	-
15CA32	Autonomous Rovers - CS					(242)	(115)		357	-	-
15CA35	Food Security - CS					(1,094)	(109)		1,203	-	-
15CA42	The Living Bridge: Benchmark - CS									8,719	8,719
15CA52	Interactions in Dune Systems - CS					(2,910)	(757)		3,667	-	-
15CA68	Institutional Commitment					(31,506)			30,327	1,179	-
15CA71	Cod Genomics Stock Structure - CS						(3,016)		2,815	201	-
15CA72	Institutional Commitment	(2,191)				(43,577)	(25,149)		70,911	1,692	1,686
15CA74	Cost Share					(24,301)			24,301	-	-
15CA76	Year 2 funding - CS									4,248	4,248
15CA79	MRI: Water Tunnel Flows - CS						(197,730)			198,085	355
15CA86	Natural Coastal Barriers C-S					(3,508)	(912)		4,420	-	-
15CA87	NBRC 2016 Econo-Infrastructure - CS						1		(1)	-	-
15CA89	TQP-Coop Ext					(12,691)	(1,015)		15,597	-	1,891
15CA90	UNH-TRRE - CS	(150,059)				(174,878)	(13,990)		339,647	-	720
15CA92	Cost Share					1,105	389		(389)	389	1,494
15CA96	NH Humanities Collaborative - CS					(14,846)			(3,234)	30,000	11,920
15CB00	Rainbow Smelt Resource - CS								(9)	9	-
15CB05	Chaga Resources in the WMNF - CS					(23,078)	(11,654)		34,732	-	-
15CB08	NH Space Grant Cost Share						(7,168)		7,168	-	-
15CB10	2017 Estuarine Monitoring - CS					(5,690)	(2,874)		8,564	-	-
15CB12	2017-18 NOAA Great Bay Monitor - CS						(78)		78	-	-
15CB14	PnET-CN Model Enhancement C-S					(1,018)			1,018	-	-
15CB15	Cost Share					(8,594)	(3,953)		12,572	-	25
15CB18	Student Support Services-Yr 3 - CS					(8,423)	(674)		674	13,292	4,869
15CB21	CS Diagnostic Sensor								(5)	5	-
15CB22	CS Design Principles								(4)	4	-
15CB25	EPO Regulated Eythropoiesis C-S					(3,110)			3,110	-	-
15CB26	Southern Pine Beetle Long Isl - CS					(852)	(221)		1,073	-	-
15CB32	Safety Net Year 3 CS					(20,965)	(21,745)		42,297	413	-
15CB33	CS Salary Cap					(1,108)			1,108	-	-
15CB35	Bicycle-Pedestrian Patrol C-S					(182)			182	-	-
15CB40	2018 SBDC - CS					4,312	1,518		(6,127)	297	-
15CB41	Investing in Our Future - CS					(116,489)	(12,942)		129,431	-	-
15CB42	AdjustDepth - CS					(6,305)	(3,185)		9,490	-	-
15CB43	NH Sea Grant 2018-2021 Omnibus - CS					(64,165)	(32,403)		229,543	-	132,975
15CB44	Continuous, High Yield Kelp - CS					(6,506)	(3,285)		9,791	-	-
15CB45	Nature-Based Coastal Infra - CS					(8,538)	(4,312)		12,850	-	-
15CB46	Tsvalas EPScOR Cost Share					(66,142)	(33,402)		99,546	-	2
15CB47	Varga EPScOR - CS					(36,089)	(18,225)		54,314	-	-
15CB48	Creating Functioning Landscape CS					(38,244)	(19,313)		57,557	-	-
15CB50	Micro-Truss Structures - CS					(76,113)	(123,737)		199,997	-	147
15CB51	Science-Based Rehabilitation - CS					(18,229)	(9,206)		27,435	-	-

UNIVERSITY OF NEW HAMPSHIRE DURHAM
DETAILED SCHEDULE OF REVENUES, EXPENSES, AND TRANSFERS
FOR THE YEAR ENDED JUNE 30, 2019

Fund	Fund Title	Net Student Tuition	Grant Revenue¹	Auxiliary Revenue	Appropriations & Other Revenue	Employee Compensation	Supplies and Services	Other Expenses	Transfers In/(Out)	Beginning Fund Balance 06/30/2018	Ending Fund Balance 06/30/2019
15CB52	CS Sustainability of NE Aquacult					(24,480)	(8,206)		32,686	-	-
15CB54	Watson Jonah Crabs - CS					(7,828)	(3,953)		11,781	-	-
15CB55	Watts Ecosystem Assessments - CS					(10,061)	(5,080)		15,158	-	17
15CB56	Whistler Vibrio - CS					(20,510)	(10,357)		30,867	-	-
15CB57	Berlinsky-Striped Bass - CS					(27,165)	(13,718)		40,883	-	-
15CB59	Tracking the Vernal Window - CS					(1,173)			1,173	-	-
15CB60	Education - CS					(9,342)	(2,429)		11,771	-	-
15CB62	Extension - CS					(35,756)	(9,297)		45,435	-	382
15CB63	CIBBR Yr2: Diagnostic Sensor - CS					(45,616)			45,616	-	-
15CB64	CIBBR Yr2: Design Principles - CS					(62,133)			62,133	-	-
15CB65	CIBBR Yr2: Implantable Sensor - CS					(43,037)			43,037	-	-
15CB66	CIBBR Yr2: Administrative Core - CS					(13,910)	466		13,444	-	-
15CB68	CIBBR Yr2: Neural Pathways - CS					(34,575)			34,575	-	-
15CB69	Contact Lens-Corneal Melting CS					(13,978)	(7,059)		21,037	-	-
15CB70	Manure Fertilization Nutrient - CS					(19,007)	(9,599)		28,639	-	33
15CB71	Natural Resource Outreach - CS					(9,918)	(2,579)		12,501	-	4
15CB72	Education Tuition Partnership - CS					(26,109)	(9,191)		35,300	-	-
15CB73	UCEDD FY19 Cost Share					(61,995)	(21,822)		83,817	-	-
15CB74	Victims of Crime Act (VOCA) - CS					(31,376)	(11,045)		42,421	-	-
15CB76	SPaT Challenge - CS					(14,823)	(1,778)		16,601	-	-
15CB78	2018-19 NOAA Great Bay System - CS					(12,061)	(6,091)		18,152	-	-
15CB79	CIBBR Yr2: cAMP Signaling - CS					(38,412)			38,412	-	-
15CB80	WRRC Administration Yr3 - CS					(21,749)	(7,656)		29,405	-	-
15CB81	WRRC Info Transfer Yr3 - CS					(27,055)	(13,663)		40,718	-	-
15CB83	NH-INBRE Year 4 CS					(4,354)			4,354	-	-
15CB84	Green Infrastructure Restorat - CS					(5,827)	(1,515)		7,342	-	-
15CB86	Offshore Aquaculture Demo - CS					(16,893)	(8,531)		25,424	-	-
15CB87	NH-INBRE Year 3 CS					(5,600)			5,600	-	-
15CB88	Wildcat Transit Fleet Replace - CS						(960,633)		960,633	-	-
15CB90	Student Support Services-Yr 4 CS					(54,097)	(4,328)		67,037	-	8,612
15CB91	MRI: NMR Spectrometer - CS								561,902	-	561,902
15CB92	Prairie Mole Cricket - CS					(10,974)	(5,542)		16,516	-	-
15CB94	RII-Track 1 Cost Share					(94,847)	(166,430)		439,536	-	178,259
15CB96	SeaPaddock - CS					(12,611)	(6,368)		18,979	-	-
15CB97	Americorp - CS					(1,949)	(145)		2,194	-	100
15CB98	Natural Sediment Event - CS					(3,500)	(910)		4,410	-	-
15CB99	RII-Track 1 E.Berda CS	(2,103)							2,103	-	-
15CC00	RII-Track 1 M.Knezevic CS	(13,479)							13,479	-	-
15CC01	RII-Track 1 J.Tsavalas CS	(6,493)							6,493	-	-
15CC02	JSHS 2019 - CS						(1,000)		1,000	-	-
15CC03	Our Stories Matter: We Matter - CS					(448)			448	-	-
15CC04	2019 SBDC Central - CS					(10,322)	(7,013)		21,013	-	3,678
15CC09	WRRC Water Quality Yr 3 CS					(11,599)	(5,858)		17,470	-	13
15CC22	EPSCoR BioMade CS	(7,711)							7,711	-	-
15CC35	CIBBR Yr3: Administrative Core - CS					(1,386)			1,386	-	-
15CX00	Undistributed Salaries - CE								(7)	7	-
15P134	NH DOT Bay Bridge Service - PI				1,626		(10,163)			9,899	1,362
15P176	South Pole Program Income				2,750		(2,797)			511	464
15P184	Program Income				1,281					-	1,281
15P188	Program Income Year 1									26,653	26,653
15P189	Program Income Fund Year 2				86,185	(51,477)	(17,175)			-	17,533
15P190	Program Income Fund Year 3				29,400	(15,290)	(14,110)			-	-
15P194	NH SPDG-Program Income						(1,656)			1,656	-
15P195	Program Income					(425)	(188)		386	2,058	1,831
15P196	Program Income Carryforward					(31,307)				69,089	37,782
15P198	NH Humanities Collaborative ProgInc						(4,374)		1,849	2,940	415
15P200	Continuation of NOAA JHC Prog Inc				5,280		(5,235)			105	150

UNIVERSITY OF NEW HAMPSHIRE DURHAM
DETAILED SCHEDULE OF REVENUES, EXPENSES, AND TRANSFERS
FOR THE YEAR ENDED JUNE 30, 2019

Fund	Fund Title	Net Student Tuition	Grant Revenue¹	Auxiliary Revenue	Appropriations & Other Revenue	Employee Compensation	Supplies and Services	Other Expenses	Transfers In/(Out)	Beginning Fund Balance 06/30/2018	Ending Fund Balance 06/30/2019
15P202	UCEDD FY18-FY22 Program Inc				(63)					63	-
15P205	2017-2018 Scholars Prog Inc					(2,223)	(231)		54	2,400	-
15P206	Proposed Methodologies Prog Inc						(421)		77	344	-
15P207	Ext. Wildlife Conservation PI				(946)					946	-
15P208	FY 2018 PREP Workplan: Year 22 - PI									583	583
15P210	AT Leadership FY18 Prog. Inc.				(10,687)	(463)	466			10,684	-
15P211	2017-18 Crop Insurance Prog Inc						(537)			537	-
15P212	Ed for Farm Women in NH PI						(425)			425	-
15P213	T2 2018-2019 Program Income				99,123	(3,683)	(66,579)			-	28,861
15P214	Ground Fish Deflector Trawl					(6,516)	(3,649)		(1)	10,166	-
15P215	Summer Boot Camps Program Inc						(7,798)		4,623	3,276	101
15P217	T2 2018-2019 Prog Inc CF						(14,508)			15,505	997
15P218	UCEDD FY19 Program Income				372,369	(161,893)	(202,470)			-	8,006
15P219	Ext. Wildlife Conservation PI				3,096		(2,282)			-	814
15P221	2018-20 Crop Insurance & Risk PI				4,210		(4,210)			-	-
15P222	Taking Action Wildlife-Pr Yr2 PI				1,348		(1,348)			-	-
15P223	AT Leadership FY19 Prog. Inc.				36,065	(23,154)	(5,203)			-	7,708
15P224	Little Bay Bridge Service Exp				1,301		(1,301)			-	-
15P225	NH's Food Safety Education PI				1,200		(1,200)			-	-
15P226	2018-2019 Scholars Renewal App PI					(100)	(10)		445	-	335
15P227	High Tunnel Mangement PI				7,281		(6,663)			-	618
15P228	Program Income				750		(750)			-	-
15P229	NH Invasives Academy Prog Inc				2,470					-	2,470
164004	FY 2018 VA Adaptive Sports Pro		47,432			(35,660)	(11,772)			-	-
164005	FY19 VA Adaptive Sports Prog		50,852			(45,980)	(4,872)			-	-
164006	CHOIR IPA		7,358			(7,358)				-	-
166217	Taking it to the Streets	(4,996)	137,290			(73,988)	(58,306)			-	-
166238	Stormwater Runoff Nutrients		78,565			(48,895)	(29,670)			-	-
166240	Nitrogen Removal Beaver Ponds	(2,205)	7,477				(5,272)			-	-
166242	PREP Year 21 Work Plan 2016		77,644			(22,992)	(54,652)			-	-
166245	2017 Estuarine Monitoring		15,439			(6,172)	(9,267)			-	-
166246	Tech. Support Stormwater BMPs		27,371			(9,082)	(3,829)		(14,460)	-	-
166247	FY 2018 PREP Workplan: Year 22		210,549			(147,329)	(63,220)			-	-
166248	Tidal Tributary Monitoring		4,804			(3,943)	(861)			-	-
166250	Nutrient Sensor Action Stage1		3,737				(3,737)			-	-
166251	PREP 2018 Tidal Tributary Samp		6,069			(4,830)	(1,239)			-	-
166252	FY 2019 PREP Workplan (Year 23		235,349			(190,830)	(44,519)			-	-
166253	Piscataqua Region Estuaries		1,551				(1,551)			-	-
17C014	External Cost Share					(4,323)	(1,989)		(3)	6,315	-
17C016	External Cost Share						(12,000)			16,500	4,500
17C019	NHIRC Dev. Watts Pipe Tool Ext CS	(14,682)	72,969			(60,393)	(432)			2,538	-
17C020	Functioning Landscape Ext Cash									-	-
17C022	Diameter Bioreactor (VDB) CS		29,398				(27,607)			-	1,791
17C023	NHIRC: C3I, Inc CS		6,250							-	6,250
17C025	Biofab & Bioengineering K12 CS		1,000							-	1,000
181042	CORE Infrastructure		95,891				(95,891)			-	-
181050	DoE HEDLP		18,629			(12,630)	(5,999)			-	-
181056	Spinel-CAREER		717			(2,462)	1,745			-	-
181065	Short-Range Correlations		2,940			(2,333)	(607)			-	-
181068	Surface Molecular Chemistry	(2,191)	121,801			(77,581)	(42,029)			-	-
181069	DOE EPSCoR	(7,625)	126,105			(71,518)	(46,962)			-	-
181071	Surface Molecular Chem-Synthes	(2,961)	28,663			(10,551)	(15,151)			-	-
181072	Nucleon & Nuclear Studies FY17									-	-
181073	Irradiated Fuel Rods	(11,954)	152,453			(41,965)	(98,534)			-	-
181075	Nucleon and Nuclear Structure	(41,406)	628,630			(360,724)	(226,500)			-	-
181076	Asynchronous Sampling Engine		61,513			(37,342)	(24,171)			-	-
181077	Na-ion and K-ion Storage	(5,347)	191,992			(77,117)	(109,528)			-	-

UNIVERSITY OF NEW HAMPSHIRE DURHAM
DETAILED SCHEDULE OF REVENUES, EXPENSES, AND TRANSFERS
FOR THE YEAR ENDED JUNE 30, 2019

Fund	Fund Title	Net Student Tuition	Grant Revenue¹	Auxiliary Revenue	Appropriations & Other Revenue	Employee Compensation	Supplies and Services	Other Expenses	Transfers In/(Out)	Beginning Fund Balance 06/30/2018	Ending Fund Balance 06/30/2019
181078	Influence of Microbial Membran		96,168			(54,956)	(41,212)			-	-
181080	Tropical Soils & Wetlands		18,573			(13,628)	(4,945)			-	-
181081	Theoretical High Physics UNH		9,219			(6,126)	(3,093)			-	-
181082	181075 Supplemental Funding		7,908			(6,276)	(1,632)			-	-
184187	EarlyChildhood SpED AT Project	(150,000)	162,865			(9,850)	(3,015)			-	-
184204	Educational Talent Search		583,742			(483,106)	(100,636)			-	-
184205	Year 2 funding		(2,850)			(1,806)	4,656			-	-
184207	UNH-TRRE		637,504			(257,681)	(379,823)			-	-
184208	TQP-Carsey Subfund	(2,280)	97,683			(86,616)	(8,787)			-	-
184209	TQP-CoopExt Subfund		14,594			(12,593)	(2,001)			-	-
184210	UNH Upward Bound	(561)	550,787			(387,004)	(163,222)			-	-
184211	Student Support Services-Yr 3		69,148			(58,541)	(10,607)			-	-
184212	McNair Scholars Program		298,404			(163,089)	(135,315)			-	-
184213	Student Support Services-Yr 4		302,366			(240,765)	(61,601)			-	-
184214	Improve Services		53,315			(48,621)	(4,694)			-	-
184FCE	2018-2019 Federal Work Study		10,728			(10,728)				-	-
184FJE	2018-2019 FWS Job Locator		10,728			(10,728)				-	-
184FPC	2016-2017 Federal Pell Grant	1,441	(1,441)							-	-
184FPD	2017-2018 Federal Pell Grant	4,445	(4,445)							-	-
184FPE	2018-2019 Federal Pell Grant	(13,784,275)	13,784,275							-	-
184FSE	2018-2019 Federal SEOG	(1,956,644)	1,409,396						547,248	-	-
184FWC	2016-2017 Federal Work Study									25	25
184FWD	2017-2018 Federal Work Study		300,057			854	(354,816)		(19,524)	73,562	133
184FWE	2018-2019 Federal Work Study		1,948,580			(1,420,856)			(527,724)	-	-
193271	cGMP Photoreceptor Function		179,799			(110,096)	(69,703)			-	-
193288	Safety Net		(457)				457			-	-
193289	Technology for Older Adults		111,710			(49,619)	(62,091)			-	-
193292	Calcium Channels of Anxiety		28,825			(14,592)	(14,233)			-	-
193303	Evaluating Bystander Prevent-5		83			(56)	(27)			-	-
193309	Firearm Risk and Safety		35,132			(17,032)	(18,100)			-	-
193315	Reg Ceramide-Based Therapeutic		192,273			(105,716)	(86,557)			-	-
193316	Expanding the Safety Net		(1,222)			904	318			-	-
193317	The Cognitive Thalamus		87,051			(33,468)	(53,583)			-	-
193318	NE Regional Genetics Network		40,586			(1,398)	(39,188)			-	-
193319	UCEDD FY18-FY22		1,019				(1,019)			-	-
193320	NH Disability Public Health		1,410			(262)	(1,148)			-	-
193321	Expansion of NHOHS Program Yr3		(130)				130			-	-
193322	NonResidential & Community-Yr2		18,038			(7,083)	(10,955)			-	-
193325	Shaping MSn Technology		11,218			(6,049)	(5,169)			-	-
193326	Development and Pilot Trial		325,338			(103,847)	(221,491)			-	-
193328	Research Core Equipment		(556,990)				556,990			-	-
193331	CIBBR: Diagnostic Sensor	(570)	(7,167)			207	7,530			-	-
193332	CIBBR: Design Principles		(120)			80	40			-	-
193334	EPO Regulated Eythropoiesis		448,525			(211,308)	(237,217)			-	-
193336	StatsRRTC Year 5		504,250			(61,493)	(442,757)			-	-
193337	Understanding Family Stability		17,967			(11,078)	(6,889)			-	-
193338	Job Crafting Intervention		44,246			(28,311)	(15,935)			-	-
193339	Serratia Pathogenesis	(8,272)	61,477			(31,347)	(21,858)			-	-
193340	AT Leadership FY18		48,396			(25,571)	(22,825)			-	-
193341	AT State FY18		146,496			(28,478)	(118,018)			-	-
193342	Behavioral Health Workforce		376,647			(128,373)	(248,274)			-	-
193343	EPM RRTC Year 3 of 5		322,652			(60,799)	(261,853)			-	-
193344	Safety Net Year 3		6,807			(9,424)	2,617			-	-
193345	Stress Erythropoiesis		241,144			(159,434)	(81,710)			-	-
193346	Sexual Violence: Peer-Led Yr2		419,845			(227,675)	(189,862)	(2,308)		-	-
193347	GreenDot Year 3	(5,812)	131,568			(23,703)	(102,053)			-	-
193348	Living Well NH Quality Frame		411,979			(248,310)	(163,669)			-	-

UNIVERSITY OF NEW HAMPSHIRE DURHAM
DETAILED SCHEDULE OF REVENUES, EXPENSES, AND TRANSFERS
FOR THE YEAR ENDED JUNE 30, 2019

Fund	Fund Title	Net Student Tuition	Grant Revenue¹	Auxiliary Revenue	Appropriations & Other Revenue	Employee Compensation	Supplies and Services	Other Expenses	Transfers In/(Out)	Beginning Fund Balance 06/30/2018	Ending Fund Balance 06/30/2019
193349	AT Leadership FY19		81,274			(58,878)	(22,396)			-	-
193352	Contact Lens-Corneal Melting	(4,010)	191,996			(28,456)	(159,530)			-	-
193353	NE Regional Genetics Network-2		402,087			(176,904)	(225,183)			-	-
193354	CIBBR Yr2: Administrative Core		236,615			(137,009)	(99,606)			-	-
193355	CIBBR Yr2: Research Core		165,785			(38,247)	(127,538)			-	-
193356	CIBBR Yr2: Research Core Equip		703,990				(703,990)			-	-
193357	CIBBR Yr2: Neural Pathways		183,435			(79,677)	(103,758)			-	-
193358	CIBBR Yr2: cAMP Signaling	(4,382)	210,247			(97,025)	(108,840)			-	-
193359	CIBBR Yr2: Diagnostic Sensor		167,540			(68,923)	(98,617)			-	-
193360	CIBBR Yr2: Design Principles	(1,337)	200,364			(60,217)	(138,810)			-	-
193361	CIBBR Yr2: Implantable Sensor	(5,347)	187,158			(94,741)	(87,070)			-	-
193362	NH Disability Public Health 3		459,289			(265,362)	(193,927)			-	-
193363	UCEDD FY19		565,346			(483,548)	(81,798)			-	-
193364	Expansion of NHOHS Program Yr4		147,344			(108,614)	(38,730)			-	-
193365	NonResidential & Community-Yr3		244,837			(142,094)	(102,743)			-	-
193366	Ecophysical Genomics		115,364			(18,945)	(96,419)			-	-
193367	Role of GLI2 in B Cell Biology		60,061			(10,314)	(49,747)			-	-
193368	Shaping MSn Technology Year2		231,891			(150,084)	(81,807)			-	-
193369	CIBBR Yr2: Pilot: Multiscale	(1,069)	20,586			(11,813)	(7,704)			-	-
193370	STATS RRTC		433,077			(225,418)	(207,659)			-	-
193371	EPM RRTC Year 4 of 5		667,838			(185,823)	(482,015)			-	-
193372	Job Crafting Intervention Yr2		76,785			(50,541)	(26,244)			-	-
193375	AT State FY19		163,673			(79,595)	(84,078)			-	-
193376	IHPP SAMHSA		97,505			(70,624)	(26,881)			-	-
193377	CIBBR Yr2: Pilot: Role of GL13		64,034				(64,034)			-	-
193378	PDG B-5		238,724			(87,609)	(151,115)			-	-
193379	NH Coalition for Citizens		26,757				(26,757)			-	-
193380	Early Learning NH		977,685				(977,685)			-	-
193381	RAND Corporation		77,994				(77,994)			-	-
193383	CIBBR Yr2: Pilot: Dev of Gdf-1		7,392			(2,501)	(4,891)			-	-
193384	Shaping MSn Carryforward Yr2		107,350			(60,596)	(46,754)			-	-
193385	NE Regional Genetics Network-3		21,522			(17,218)	(4,304)			-	-
193387	CIBBR Yr3: Administrative Core		35,399			(23,543)	(11,856)			-	-
193390	CIBBR Yr3: Neural Pathways		25,882			(10,794)	(15,088)			-	-
193391	CIBBR Yr3: cAMP Signaling		26,010			(16,706)	(9,304)			-	-
193392	CIBBR Yr3: Diagnostic Sensor		35,074			(17,961)	(17,113)			-	-
193393	CIBBR Yr3: Design Principles		15,639			(9,530)	(6,109)			-	-
193394	CIBBR Yr3: Implantable Sensor		26,833			(17,637)	(9,196)			-	-
197004	Coastal Basin DFIRMS		19,296			(10,472)	(8,824)			-	-
197008	Floodplan Mapping		68,573			(25,693)	(42,880)			-	-
19Z018	NBRC 2016 Econo-Infrastructure		641				(641)			-	-
	TOTAL SPONSORED RESEARCH & PROGRAMS	(18,643,202)	104,638,364		953,815	(54,621,910)	(28,806,724)	(2,533)	(3,171,456)	1,343,582	1,689,936
	<u>SPONSORED PROGRAM APPROPRIATIONS</u>										
11AG03	Ovarian Vascular Network 2018		6,939			2,868	(9,807)			-	-
11HG00	Hatch Administration 2018		29,243			(24,666)	(4,577)			-	-
11HG09	Exploratory Research 2018		37,227			(33,603)	(3,624)			-	-
11HG47	Soil Microbial Efficiency 2018		13,457			(7,906)	(5,461)	(90)		-	-
11HG52	Endocrine Control of Reprod 2018		314				(314)			-	-
11HG54	Aquaculture Systems 2018		14,738			(9,033)	(5,705)			-	-
11HG55	North Atlantic Seaweeds 2018		2,474				(2,474)			-	-
11HG56	Use of phosphodiesterase 2018		7,758				(7,758)			-	-
11HG57	Applied Agricultural Genomics 2018		9,713			(9,119)	(594)			-	-
11HG58	Soil Organic Matter Formation 2018		19,087			(11,703)	(7,384)			-	-
11HG59	Climate, Carbon and Land Use 2018		9,395			(7,722)	(1,611)	(62)		-	-
11HG60	Varieties & Small Fruit Prod 2018		16,377			(12,649)	(3,728)			-	-
11HG61	Cultivating Ecosystem Services 2018		21,155			(17,812)	(3,343)			-	-

UNIVERSITY OF NEW HAMPSHIRE DURHAM
DETAILED SCHEDULE OF REVENUES, EXPENSES, AND TRANSFERS
FOR THE YEAR ENDED JUNE 30, 2019

Fund	Fund Title	Net Student Tuition	Grant Revenue¹	Auxiliary Revenue	Appropriations & Other Revenue	Employee Compensation	Supplies and Services	Other Expenses	Transfers In/(Out)	Beginning Fund Balance 06/30/2018	Ending Fund Balance 06/30/2019
11HG62	Frankia-Actinorhizal Plant 2018		11,852			(5,837)	(6,015)			-	-
11HG64	Improving finfish production 2018		5,553			(3,103)	(2,450)			-	-
11HG65	Pathways of Microcystin Expsr 2018		14,119			(1,226)	(12,893)			-	-
11HG68	The Ecology of Soil Health 2018		7,892			(4,192)	(3,700)			-	-
11HG69	Interspecies Hybrids Squash 2018		16,263			(14,670)	(1,593)			-	-
11HG70	Wind Turbine Induced Noise 2018		4,364			(4,364)				-	-
11HG71	Impacts on Shellfish Safety 2018		12,040			(8,406)	(3,634)			-	-
11HG72	Recirculating Aquaponic Systems 2018		8,761			(3,071)	(5,690)			-	-
11HG73	NH Watershed Management 2018		17,625			(5,585)	(12,040)			-	-
11HG74	Pop structure & heterogeneity 2018		2,475			(1,912)	(563)			-	-
11HG75	Behavioral Genomics Larval 2018		6,191			(1,912)	(4,279)			-	-
11HG76	Biomarkers for metagenomics 2018		853			(853)				-	-
11HG77	Ecological InvasionST36 Vibrio 2018		2,013			(956)	(1,057)			-	-
11HG78	Water Quality,River Network 2018		8,510			(5,394)	(3,116)			-	-
11HG79	Ecosystem Services Oyster Farms2018		12,081			(12,081)				-	-
11HH00	Hatch Administration 2019		232,388			(219,635)	(12,753)			-	-
11HH09	Exploratory Research 2019		36,197			(84)	(36,113)			-	-
11HH56	Use of phosphodiesterase 2019		17,411			(9,164)	(8,247)			-	-
11HH57	Applied Agricultural Genomics 2019		35,393			(27,808)	(7,585)			-	-
11HH58	Soil Organic Matter Formation 2019		22,255			(21,682)	(573)			-	-
11HH60	Varieties & Small Fruit Prod 2019		23,046			(21,673)	(1,373)			-	-
11HH62	Frankia-Actinorhizal Plant 2019		29,837			(18,773)	(11,064)			-	-
11HH64	Improving finfish production 2019		29,621			(21,846)	(7,775)			-	-
11HH68	The Ecology of Soil Health 2019		19,904			(14,190)	(5,714)			-	-
11HH69	Interspecies Hybrids Squash 2019		35,273			(32,248)	(3,025)			-	-
11HH70	Wind Turbine Induced Noise 2019		14,324			(7,235)	(7,089)			-	-
11HH71	Impacts on Shellfish Safety 2019		26,190			(23,393)	(2,797)			-	-
11HH72	Recirculating Aquaponic System 2019		26,439			(16,536)	(9,903)			-	-
11HH73	NH Watershed Management 2019		26,491			(21,458)	(5,033)			-	-
11HH74	Pop structure & heterogeneity 2019		29,532			(6,576)	(22,956)			-	-
11HH75	Behavioral Genomics Larval 2019		25,540			(14,774)	(10,766)			-	-
11HH76	Biomarkers for metagenomics 2019		17,142			(3,373)	(13,769)			-	-
11HH77	Ecological InvasionST36 Vibrio 2019		23,267			(3,329)	(19,938)			-	-
11HH78	Water Quality,River Network 2019		21,733			(14,578)	(7,155)			-	-
11HH79	Ecosystem Services Oyster Farms2019		13,667			(11,775)	(1,892)			-	-
11HH80	Quantifying the drivers of weed2019		13,162			(12,207)	(955)			-	-
11HH81	Soil Microbial Growth 2019		28,412			(18,112)	(9,998)	(302)		-	-
11HH82	Soil Microbiome in NH Ag 2019		28,053			(19,744)	(8,309)			-	-
11HH83	Mapping productivity and climat2019		11,588			(5,724)	(5,786)	(78)		-	-
11HH84	Integrating Sea Urchins ME 2019		12,164			(9,499)	(2,665)			-	-
11HH85	Minimize Sea Lice Infestation 2019		1,631			(1,172)	(459)			-	-
11MG00	McStennis Admin 2018		4,321			(2,940)	(1,381)			-	-
11MG15	Remotely Sensed Forest Maps 2018		11,231			(5,227)	(6,004)			-	-
11MG17	Complex Forest Landscapes 2018		7,716			(3,140)	(4,576)			-	-
11MG20	Impact of Invasive Shrubs 2018		750			(672)	(78)			-	-
11MG21	Decadal trends in forest biogeo2018		3,756				(3,756)			-	-
11MG22	Small Mammals as Indicators 2018		2,574			(1,909)	(665)			-	-
11MG23	Isolation by Synurbization 2018		4,620				(4,620)			-	-
11MG24	Nitrogen & Carbon Assimilation 2018		10,440			(4,349)	(6,091)			-	-
11MG25	Invasive plant impacts NH 2018		9,188			(5,999)	(3,189)			-	-
11MG26	Disease-associated bark comm 2018		8,028			(3,474)	(4,554)			-	-
11MG27	Ecohydrological Impacts Forest 2018		10,816			(6,394)	(4,360)	(62)		-	-
11MG28	Wildlife Habitat Restorations 2018		1,191				(1,191)			-	-
11MH00	McIntire Stennis Admin 2019		22,258			(19,450)	(2,808)			-	-
11MH17	Complex Forest Landscapes 2019		5,724				(5,724)			-	-
11MH19	Connectivity of Wildlife Pop 2019		11,678			(6,440)	(5,238)			-	-
11MH20	Impact of Invasive Shrubs 2019		17,113			(12,985)	(4,128)			-	-

UNIVERSITY OF NEW HAMPSHIRE DURHAM
DETAILED SCHEDULE OF REVENUES, EXPENSES, AND TRANSFERS
FOR THE YEAR ENDED JUNE 30, 2019

Fund	Fund Title	Net Student Tuition	Grant Revenue¹	Auxiliary Revenue	Appropriations & Other Revenue	Employee Compensation	Supplies and Services	Other Expenses	Transfers In/(Out)	Beginning Fund Balance 06/30/2018	Ending Fund Balance 06/30/2019
11MH21	Decadal trends in forest biogeo2019		39,412			(14,400)	(24,997)	(15)		-	-
11MH23	Isolation by Synurbization 2019		3,405				(3,405)			-	-
11MH24	Nitrogen & Carbon Assimilation 2019		17,433			(12,602)	(4,831)			-	-
11MH25	Invasive plant impacts NH 2019		79,552			(75,788)	(3,764)			-	-
11MH26	Disease-associated bark comm 2019		20,696			(14,400)	(6,296)			-	-
11MH27	Ecohydrological Impacts Forest 2019		27,309			(21,077)	(6,154)	(78)		-	-
11MH28	Wildlife Habitat Restorations 2019		3,870				(3,870)			-	-
11MH29	Small Mammals in North Forests 2019		21,986			(20,486)	(1,500)			-	-
11MH30	Mapping Forest Type and Struct 2019		34,669			(15,540)	(19,129)			-	-
11RG00	Hatch Regional Administration 2018		(1,206)			(3,034)	4,240			-	-
11RG07	Conservation Plant Resources 2018		6,014			(3,866)	(2,148)			-	-
11RG19	Managing Systems to Improve 2018		431				(431)			-	-
11RG22	Managing Systems to Improve 2018		6,461			(5,888)	(573)			-	-
11RG23	Conservation Plant Resources 2018		6,498			(5,157)	(1,341)			-	-
11RG25	Solutions to Bee Problems 2018		13,115			(7,183)	(5,932)			-	-
11RG26	Weight Related Factors 2018		1,741			(1,321)	(420)			-	-
11RG27	Bee Health 2018		2,691			(2,629)	(62)			-	-
11RG28	Commercial Greenhouse Prod 2018		4,329			(2,615)	(1,714)			-	-
11RG29	Plant Microbe Interactions 2018		4,671			(60)	(4,611)			-	-
11RG30	Demographic Change RuralAmerica2018		14,775			(9,893)	(4,882)			-	-
11RG31	Influence of Ovary Uterus &Emb 2018		4,486				(4,486)			-	-
11RG32	Harnessing Chemical Ecology 2018		45			(45)				-	-
11RG34	Enhancing Rural Economic Opp 2018		2,064			(2,000)	(64)			-	-
11RH00	Hatch Regional Administration 2019		75,115			(68,151)	(6,964)			-	-
11RH25	Solutions to Bee Problems 2019		30,291			(15,036)	(15,255)			-	-
11RH26	Weight Related Factors 2019		14,305			(9,481)	(4,824)			-	-
11RH27	Bee Health 2019		6,640			(6,296)	(344)			-	-
11RH30	Demographic Change RuralAmerica2019		9,001			(4,075)	(4,926)			-	-
11RH31	Influence of Ovary Uterus &Emb 2019		19,868			(1,147)	(18,721)			-	-
11RH32	Harnessing Chemical Ecology 2019		17,704			(16,706)	(998)			-	-
11RH33	Conservation and Utilization 2019		16,843			(16,230)	(613)			-	-
11RH34	Enhancing Rural Economic Opp 2019		524				(524)			-	-
11RH35	Using metagenomics dairy cows 2019		32,477			(15,795)	(16,682)			-	-
11RH36	Managing Plant Microbe Interac 2019		43,536			(40,179)	(3,357)			-	-
11RH37	Management Systems to Improve 2019		21,227			(1,216)	(20,011)			-	-
11RH38	Conservation and Utilization 2019		15,213			(11,197)	(4,016)			-	-
11X666	CE&D Program Teams Support		(922)			922				-	-
11X678	SL Renewable Resources		11,012			(11,012)				-	-
11X679	SL Administration		197,457			(196,989)	(468)			-	-
11X680	SL ITDE		8,223				(8,223)			-	-
11X681	SL Multi-State Programs		17,908				(17,908)			-	-
11X682	Natural Resources PTL		4,351				(4,351)			-	-
11X683	Natural Resources Personnel		61,725			(61,725)				-	-
11X684	Natural Resources Program Support		17,811			(1,229)	(16,582)			-	-
11X685	Food & Agriculture PTL		18,770			(3,667)	(15,103)			-	-
11X686	Food & Agriculture Personnel		78,034			(78,034)				-	-
11X687	Food & Agriculture Program Support		12,797			(695)	(12,102)			-	-
11X688	Youth & Family PTL		4,014			(1,179)	(2,835)			-	-
11X689	Youth & Family Program Personnel		105,238			(105,238)				-	-
11X690	Youth & Family Program Support		19,957			(1,452)	(18,505)			-	-
11X691	CE&D Program Team Leader		13,689				(13,689)			-	-
11X692	CE&D Program Personnel		28,425			(28,425)				-	-
11X693	CE&D Program Support		7,522			(2,855)	(4,667)			-	-
11X694	Belknap County		18,885			(18,885)				-	-
11X695	Carroll County		32,664			(32,664)				-	-
11X696	Cheshire County		8,481			(8,481)				-	-
11X697	Coos County		35,647			(35,647)				-	-

UNIVERSITY OF NEW HAMPSHIRE DURHAM
DETAILED SCHEDULE OF REVENUES, EXPENSES, AND TRANSFERS
FOR THE YEAR ENDED JUNE 30, 2019

Fund	Fund Title	Net Student Tuition	Grant Revenue¹	Auxiliary Revenue	Appropriations & Other Revenue	Employee Compensation	Supplies and Services	Other Expenses	Transfers In/(Out)	Beginning Fund Balance 06/30/2018	Ending Fund Balance 06/30/2019
11X698	Grafton County		12,137			(12,137)				-	-
11X699	Hillsborough County		4,254			(4,254)				-	-
11X700	Merrimack County		17,270			(17,270)				-	-
11X701	Rockingham County		26,656			(26,656)				-	-
11X702	Strafford County		184			(184)				-	-
11X703	Sullivan County		23,947			(23,947)				-	-
11X704	Expanded Food and Nutrition		171,895			(159,365)	(12,530)			-	-
11X705	SL Renewable Resources		17,849			(17,849)				-	-
11X706	SL Administration		197,084			(190,342)	(6,742)			-	-
11X707	SL ITDE		14,361				(14,361)			-	-
11X708	SL Multi-State Programs		26,863				(26,863)			-	-
11X709	Natural Resources PTL		3,206				(3,206)			-	-
11X710	Natural Resources Personnel		142,857			(142,857)				-	-
11X711	Natural Resources Program Support		24,805			(1,251)	(23,554)			-	-
11X712	Food & Agriculture PTL		11,720			(3,375)	(8,345)			-	-
11X713	Food & Agriculture Personnel		97,405			(97,405)				-	-
11X714	Food & Agriculture Program Support		8,727			(715)	(8,012)			-	-
11X715	Youth & Family PTL		4,543				(4,543)			-	-
11X716	Youth & Family Program Personnel		102,127			(102,127)				-	-
11X717	Youth & Family Program Support		20,311			(1,429)	(18,882)			-	-
11X718	CE&D Program Team Leader		3,189				(3,189)			-	-
11X719	CE&D Program Personnel		61,326			(61,326)				-	-
11X720	CE&D Program Support		16,914			(714)	(16,200)			-	-
11X721	Belknap County		9,443			(9,443)				-	-
11X722	Carroll County		25,135			(25,135)				-	-
11X723	Cheshire County		14,522			(14,522)				-	-
11X724	Coos County		25,171			(25,171)				-	-
11X725	Grafton County		22,536			(22,061)	(475)			-	-
11X726	Hillsborough County		22,272			(22,272)				-	-
11X727	Merrimack County		13,011			(13,011)				-	-
11X728	Rockingham County		47,122			(47,122)				-	-
11X730	Sullivan County		40,048			(40,048)				-	-
11X731	Expanded Food and Nutrition		166,214			(150,615)	(15,599)			-	-
11X732	SL Renewable Resources		8,990			(8,990)				-	-
13RX19	State Forestry Support		115,000			(115,000)				-	-
14GX00	Forestry-Cty Reimbursal					(142,470)	(7,088)		107,781	153,553	111,776
14GX61	Belknap County FY '18		90,577			(71,070)	(5,315)		(4,594)	(9,598)	-
14GX62	Carroll County FY 18		140,122			(91,723)	(27,165)		(189)	(21,045)	-
14GX63	Cheshire County FY 18		98,641			(76,043)	(8,428)		(440)	(13,730)	-
14GX64	Coos County FY 18		80,908			(62,128)	371			(19,151)	-
14GX65	Grafton County FY '18		14,393							(14,393)	-
14GX66	Hillsborough County FY '18					(91)	(477)		(32,965)	33,533	-
14GX67	Merrimack County FY 18		307,707			(204,539)	(18,345)	(4,024)	(61,007)	(20,147)	(355)
14GX69	Strafford County FY 18		70,655			(57,974)	(3,566)		(188)	(8,927)	-
14GX70	Sullivan County FY '18						(467)		(8,398)	8,865	-
14GX71	Belknap County FY 19		66,057			(74,102)	(7,648)			-	(15,693)
14GX72	Carroll County FY 19		115,579			(103,828)	(30,897)			-	(19,146)
14GX73	Cheshire County FY 19		71,938			(73,611)	(12,175)			-	(13,848)
14GX74	Coos County FY 19		59,005			(54,868)	(13,091)	(1,636)		-	(10,590)
14GX75	Grafton County FY '19		161,650			(145,517)	(30,445)			-	(14,312)
14GX76	Hillsborough County FY 19		395,277			(326,023)	(46,836)			-	22,418
14GX77	Merrimack County FY 19		188,832			(165,838)	(18,856)	(4,965)		-	(827)
14GX78	Rockingham County FY 18		411,886			(351,533)	(34,646)			(7,247)	18,460
14GX79	Strafford County FY 19		60,116			(65,838)	(6,025)			-	(11,747)
14GX80	Sullivan County FY '19		270,828			(249,990)	(12,534)			-	8,304
14GX85	Grafton County FY 20						(142)			-	(142)
14ZAD2	UNH P2 Adjustments						49,613		(49,613)	-	-

UNIVERSITY OF NEW HAMPSHIRE DURHAM
DETAILED SCHEDULE OF REVENUES, EXPENSES, AND TRANSFERS
FOR THE YEAR ENDED JUNE 30, 2019

Fund	Fund Title	Net Student Tuition	Grant Revenue¹	Auxiliary Revenue	Appropriations & Other Revenue	Employee Compensation	Supplies and Services	Other Expenses	Transfers In/(Out)	Beginning Fund Balance 06/30/2018	Ending Fund Balance 06/30/2019
15CAES	AES Undistributed Salaries									-	-
15GX61	Belknap County State Fy 18						(8,797)		(2,305)	11,102	-
15GX62	Carroll County State FY 18						(11,184)		(4,218)	15,402	-
15GX63	Cheshire County State FY 18					(1,403)	(4,805)		(15,102)	21,310	-
15GX64	Coos County State FY 18						(18,345)	(1,582)	11,552	8,375	-
15GX65	Grafton County State FY '18						(400)		(18,357)	18,757	-
15GX66	Hillsborough County State FY '18								(45,083)	45,083	-
15GX67	Merrimack County State FY 18						(2,600)		(28,570)	31,170	-
15GX69	Strafford County State FY 18					(6,024)	(4,937)		(4,987)	15,948	-
15GX70	Sullivan County State FY '18							(1,790)	(7,523)	9,313	-
15GX71	Belknap County State FY 19						(1,425)		16,717	-	15,292
15GX72	Carrol County State FY 19						(7,022)		29,955	-	22,933
15GX73	Cheshire County State FY 19						(400)		24,868	-	24,468
15GX74	Coos County State FY 19						(1,339)	(184)	28,517	-	26,994
15GX75	Grafton County State FY 19						(5,844)		30,242	-	24,398
15GX76	Hillsborough County State FY '19						(839)		52,944	-	52,105
15GX77	Merrimack County State FY 19						(1,675)		41,670	-	39,995
15GX78	Rockingham County State FY 18						(1,651)			59,732	58,081
15GX79	Stafford County State FY 19								18,549	-	18,549
15GX80	Sullivan County State '19						(18,678)	(6,702)	41,704	-	16,324
	TOTAL SPONSORED PROGRAM APPROPRIATIONS	-	6,692,677	-	-	(5,546,428)	(1,190,107)	(21,570)	120,960	317,905	373,437
	LOAN FUNDS										
1LU001	UNH Perkins Student Loan Fund				657,107		(1,838,221)			3,183,881	2,002,767
1LU039	University Loan Fund									84,369	84,369
1LU061	Samuel P Hunt Foundation Slfd									165,928	165,928
1LU069	University Loan Fund				646					589	1,235
1LU070	Burlingame Senior Student Loan								46,677	-	46,677
	TOTAL LOAN FUNDS	-	-	-	657,753	-	(1,838,221)	-	46,677	3,434,767	2,300,976
	ENDOWMENT & SIMILAR FUNDS										
1QA001	Winnie R. Allen Fund				11,057					1,213,165	1,224,222
1QA002	Rosamond L. Granger				1,206					132,363	133,569
1QA003	S. Judson Dunaway				788					86,426	87,214
1QA004	Carpenter Quasi Endowment				2,573					282,311	284,884
1QA005	Harold Mckinley Lander Clorf24				959					105,260	106,219
1QA006	Excellence in Teaching				297					32,567	32,864
1QA007	Robert G Wakefield Quasi Endow				334					36,695	37,029
1QA008	Carl M Gahan '53 Scholarship				24,404					2,677,437	2,701,841
1QA009	Maurice C Paige Endow Schol Fund				668					73,278	73,946
1QA010	Arthur H Carter Scholarship Fund				5,337					585,509	590,846
1QB001	Albion R Hodgson Memorial				88					9,683	9,771
1QB002	Dean C Smith Thompson School				228					25,037	25,265
1QB003	Elinor Dodge Quasi				673					73,824	74,497
1QB004	Dunlop Fund				1,923					210,926	212,849
1QB005	Putnam Memorial Scholarship Fd				312					34,251	34,563
1QB006	Nancy Coutu Memorial Quasi Endow				110					12,106	12,216
1QB007	Thomas Fairchild Fund-Animal Scienc				342					37,492	37,834
1QC002	College of Liberal Arts Endow				1,159					127,192	128,351
1QC003	Theater Resources for Youth				1,256					137,848	139,104
1QC004	Signal Corp Religious Studies				496					54,463	54,959
1QC005	Gunst/Wilcox History Grad Prog				237					25,961	26,198
1QC006	Winthrop L Carter Art Exhibits				568					62,353	62,921
1QC007	Mcarthur/Simic Writers Series				1,270					139,363	140,633
1QC008	University Art Gallery				1,088				2,800	107,248	111,136
1QC009	The Signal History Fund				973					106,761	107,734
1QC010	Thomas Williams Memorial Fund				133					14,560	14,693

UNIVERSITY OF NEW HAMPSHIRE DURHAM
DETAILED SCHEDULE OF REVENUES, EXPENSES, AND TRANSFERS
FOR THE YEAR ENDED JUNE 30, 2019

Fund	Fund Title	Net Student Tuition	Grant Revenue¹	Auxiliary Revenue	Appropriations & Other Revenue	Employee Compensation	Supplies and Services	Other Expenses	Transfers In/(Out)	Beginning Fund Balance 06/30/2018	Ending Fund Balance 06/30/2019
1QC011	Russell Wheeler Fund				255					28,004	28,259
1QC012	William Nicol Memorial				95					10,372	10,467
1QC013	Pitavy Schol Quasi-Endow Fund				119					13,055	13,174
1QC014	Arnold S Linksky Quasi Endow				166					18,203	18,369
1QC015	Katharine C & Charles H Sawyer Quas				530					58,144	58,674
1QC016	Dion Janetos 39 FndOHellenic Studie				979					107,458	108,437
1QC017	John Hanlon Memorial Scholarship				104					11,437	11,541
1QC018	COLA Undergrad Annual Appeal Schol				942					103,329	104,271
1QC020	Frederick Gates Music Schol. -quasi				244					26,765	27,009
1QD001	Chemical Engineering Quasi				3,535				10,000	219,475	233,010
1QD002	Thomas R. Anderton				1,357					148,874	150,231
1QD003	Marion Mitchell Cutts				2,367					259,731	262,098
1QD004	Electrical & Computer Eng				253					27,716	27,969
1QD005	Earth Sciences Memorial Fund				140					15,401	15,541
1QD006	Donald G Obrien Fund				808					88,673	89,481
1QD007	Gordon H Bassett Endow Scholar				164					18,030	18,194
1QE001	Dean C Smith Whittemore School				218					23,901	24,119
1QE002	Rosenberg Quasi Endowment				9,280					1,018,126	1,027,406
1QE003	C Donald Mckelvie Econ-Scholar				1,253					137,473	138,726
1QE004	Sam Rosen Quasi-Endowment Fund				166					18,210	18,376
1QE005	Undergraduate Scholarships Qua				398					43,617	44,015
1QE007	Roberta T Bartlett Scholarship Quas				1,076					118,050	119,126
1QF001	School of HHS Endowed Scholar				434					47,624	48,058
1QF002	Robert Jolley Scholarship Fund				4,047					76,814	80,861
1QG001	Paul W & Dorothy T Hobbs Fund				5,406					593,136	598,542
1QG002	UNH Alumni Assn Endowment				1,593					174,726	176,319
1QG003	UNH Alumni Scholars Fund				3,679					403,651	407,330
1QG008	Alfred & Sallie Lamberton Quasi				2,123					232,877	235,000
1QG009	Alberta Johnson Quasi Endowment				345					37,880	38,225
1QG010	Italian Studies Quasi Endowment				1,063					116,659	117,722
1QG011	Harold H Warren Quasi Endowment				1,765					193,682	195,447
1QG013	IOL Scholarship Fund				2,755					302,312	305,067
1QG500	UNHL Operations Quasi Endowment Fd				174,586					1,154,584	1,329,170
1QJ001	Charles Harvey Hood House Main				3,048					334,362	337,410
1QJ003	Class of 29 Mub Living Room				510					55,953	56,463
1QL001	Lillian P. Duncan				1,092					119,776	120,868
1QL002	UNH Bookstore Inventory Fund				6,811					747,227	754,038
1QL003	University Museum Fund				1,118					122,633	123,751
1QL004	Milne Special Collections Endo				23,404					2,567,725	2,591,129
1QL005	Walter & Dorothy Peterson Lib				370					40,543	40,913
1QL006	Phillip J. Sawyer Quasi Endowment				445					48,829	49,274
1QS001	Edward A. Necker				2,243					246,101	248,344
1QS002	Jane Blalock Athletic Scholar				895					98,227	99,122
1QS003	George H Batchelder Scholar				4,092					448,943	453,035
1QU001	Shirley F. Barker Fund				10					1,136	1,146
1QU002	Edward F. Cate Fund				205					22,520	22,725
1QU003	Barbara Sands Emery Fund				464					50,899	51,363
1QU004	Simes T. Hoyt Fund				344					37,712	38,056
1QU005	Cyrus F. & Dorothy H. Jenness Fund				281					30,831	31,112
1QU006	J. O. Lyford Fund				4					472	476
1QU007	Theodora Lyman Fund				854					93,660	94,514
1QU008	Helen Mclaughlin Fund				505					55,447	55,952
1QU009	Isabel Harriet A. Paul				22,372					2,454,559	2,476,931
1QU010	Ruth E. Rumery Fund				444					48,672	49,116
1QU011	Victor P. Sanborn Fund				1,812					198,749	200,561
1QU012	Chester A. Scammon Fund				136					14,926	15,062
1QU013	Alice Hamilton Smith Fund				5,504					603,870	609,374

UNIVERSITY OF NEW HAMPSHIRE DURHAM
DETAILED SCHEDULE OF REVENUES, EXPENSES, AND TRANSFERS
FOR THE YEAR ENDED JUNE 30, 2019

Fund	Fund Title	Net Student Tuition	Grant Revenue¹	Auxiliary Revenue	Appropriations & Other Revenue	Employee Compensation	Supplies and Services	Other Expenses	Transfers In/(Out)	Beginning Fund Balance 06/30/2018	Ending Fund Balance 06/30/2019
1QU014	Morris A. Stewart Fund				39					4,293	4,332
1QU015	General Unrestricted Endowment				25					2,728	2,753
1QU016	Ormond A Roberts Scholarship Fund				936					102,644	103,580
1QU017	Edith M. Blake Scholarship Fund				4,772					523,602	528,374
1QU018	William Wade Perkins Quasi Endowmen				1,380					151,375	152,755
1QU019	UNH ECOLine Quasi Endowment				166,343					3,491,180	3,657,523
1TA002	Putnam Memorial Scholarship Fd				515					56,515	57,030
1TA003	Furio A Abbiatti, Cl' of 1927				246					26,949	27,195
1TA004	Ben Bronstein Endowed Scholars				237					25,987	26,224
1TA005	Jean Brierly Fund				3,372					369,948	373,320
1TA006	Janet Clark Class of '42				537					58,865	59,402
1TA007	Class of 1922 Golden Anniv Gif				1,205					132,225	133,430
1TA008	Mr. & Mrs. Robert Davison				1,827					200,395	202,222
1TA009	Class of 1928 Scholarship Fund				2,906					318,844	321,750
1TA010	Class of 1933 Honors				1,574					172,652	174,226
1TA011	Class of 1954 Endowment Fund				3,841					415,595	419,436
1TA012	Concord Alumni Scholarship Fun				118					12,902	13,020
1TA013	Paul A. Cote				1,809					198,509	200,318
1TA014	Melbourne W. Cummings End. Fun				21,064					2,311,018	2,332,082
1TA015	Elmer F. & Marion M.cutts				1,952					214,160	216,112
1TA016	Gwynne Harris Daggett Mem. Sch				430					35,771	36,201
1TA017	Alexander P. Danoff Endowed Sc				269					29,537	29,806
1TA018	Robert L. Deming Mem. Scholars				95					10,427	10,522
1TA019	Ben & Zelma Dorson Scholarship				2,143					235,119	237,262
1TA020	Forrest Smith Fund				9,462					1,038,087	1,047,549
1TA021	Fred Engelhardt Fund				1,658					181,916	183,574
1TA022	Avrum Gudelsky				5,933					77,764	83,697
1TA023	Bank Meridian				545					59,810	60,355
1TA024	Hannaford Brothers Endowment				133					14,595	14,728
1TA025	William C. Hennessy Scholarshi				311					33,886	34,197
1TA026	George T. Gilman				797					87,413	88,210
1TA027	Larry Hogan Scholarship Fund				2,877					315,635	318,512
1TA028	Harold A. Holbrook Memorial S				336					36,848	37,184
1TA029	John S.holland Mem. Scholarshi				201					22,072	22,273
1TA030	Dorice & Richard Horan End Schol				2,663					51,678	54,341
1TA031	Cyril Thomas Hunt Mem. Sch. Fu				262					28,741	29,003
1TA032	Miriam Jackson Mem Scholarship				422					46,286	46,708
1TA033	Elizabeth Jones Class 1922 Sch				7,930					816,504	824,434
1TA034	Helen Duncan Jones Prize				51					5,552	5,603
1TA035	Frances Kling				209					22,908	23,117
1TA036	Peter & Francis Martin Schol Fund				1,867					204,862	206,729
1TA037	Marcia Mccann				302					33,115	33,417
1TA038	John W. Mcconnell Scholarship				588					52,680	53,268
1TA039	McLane Family Endowed Scholarship				865					58,305	59,170
1TA040	Elinor Metcalf Scholarship				141					15,508	15,649
1TA041	Barbara King Newman Sch. Fund				567					50,720	51,287
1TA042	Nickerson Scholarship Fund				832					91,302	92,134
1TA043	Bertha I. Norton Endowment Sch				399					43,785	44,184
1TA044	Leonard P. Novak				449					24,132	24,581
1TA045	Albert N. Otis Scholarship Fun				1,117					122,514	123,631
1TA046	Nettie M. & Charles Parker Mem				32					3,476	3,508
1TA047	Robert G. Perrault Mem.scholar				5,320					36,419	41,739
1TA048	Constantine A. Petmezas Schola				993					108,938	109,931
1TA049	'bunny' Bryant Band Scholarshi				35,181					104,034	139,215
1TA050	Paul Barlow				85					9,329	9,414
1TA051	Peter Lino Barili				620					68,030	68,650
1TA052	O. B. Brown Endowed Scholarshi				187					20,519	20,706

UNIVERSITY OF NEW HAMPSHIRE DURHAM
DETAILED SCHEDULE OF REVENUES, EXPENSES, AND TRANSFERS
FOR THE YEAR ENDED JUNE 30, 2019

Fund	Fund Title	Net Student Tuition	Grant Revenue¹	Auxiliary Revenue	Appropriations & Other Revenue	Employee Compensation	Supplies and Services	Other Expenses	Transfers In/(Out)	Beginning Fund Balance 06/30/2018	Ending Fund Balance 06/30/2019
1TA053	K. Denham				109					11,913	12,022
1TA054	Arthur E. Clapp Memorial Schol				160					17,544	17,704
1TA055	Fuller Foundation Endowed Fund				245					26,868	27,113
1TA056	Alvin R. Ingram Graduate Fello				78					8,550	8,628
1TA057	Carol Koreniewski Endowed Fund				157					17,180	17,337
1TA058	Mortar Board				69					7,532	7,601
1TA059	Phi Mu Dellta Scholarship Fund				1,570					172,253	173,823
1TA060	Facilities Services				1,241					26,530	27,771
1TA061	Governor Wesley Powell				324					35,571	35,895
1TA062	Barbara M. Russell Mem'l Sch				417					45,713	46,130
1TA063	Earle A.welch Scholarship				187					20,519	20,706
1TA064	Governor John H. Bartlett Fund				234					25,649	25,883
1TA065	Thomas J. Davis Prize Award				16					1,768	1,784
1TA067	Frank W. Randall Scholarship F				5,007					549,293	554,300
1TA068	Gladys Wheeler Simeroth Schol				237					25,987	26,224
1TA069	Victor M.& Mabel Foster Smith				139					15,205	15,344
1TA070	Frederick Smyth Book Fund				84					9,201	9,285
1TA071	Paul Spilios Memorial Award Fu				54					5,923	5,977
1TA072	Corinne Tripetti Art Scholars				399					43,754	44,153
1TA073	Alberta C. Virgil				557					61,136	61,693
1TA074	William & Doris Sterling				567					62,220	62,787
1TA075	Blanche D. & George L. White				66					7,274	7,340
1TA076	John G. Winant				4,049					444,250	448,299
1TA077	Arthur Whitcomb				2,228					244,435	246,663
1TA078	George P. Wood Shoals Marine				4,675					512,888	517,563
1TA079	Melvin Zais				339					37,210	37,549
1TA080	Anna Zornio				458					10,885	11,343
1TA081	Ato Alfred H. Brown Scholarshi				141					15,469	15,610
1TA082	Richard Bruce Johnston Scholar				99					10,880	10,979
1TA083	Roland H. O'Neal, Professorship				2,918					320,129	323,047
1TA084	Raymond E. Bassett Memorial Fu				15					1,650	1,665
1TA085	Frank Booma Memorial Fund				83					9,126	9,209
1TA086	Louis P. Bourgoin Scholarship				69					7,609	7,678
1TA087	H. L. Boutwell Scholarship Fun				116					12,706	12,822
1TA088	Edmund L. Brigham Scholarship				195					21,441	21,636
1TA089	Edna O. Brown Scholarship Fund				800					87,736	88,536
1TA090	Philip R Burlingame Sr St Loan				299					32,858	33,157
1TA091	Cartlands-Of-lee Scholarship F				267					29,339	29,606
1TA092	Lt. Albert A. Chariat Fund				41					4,455	4,496
1TA093	Winifred E. Chesley Fund				186					20,383	20,569
1TA094	Frank B. Clark Fund				425					46,662	47,087
1TA095	Class of 1916 Sch. Fund				121					13,322	13,443
1TA096	Forrest E Adams Mem. Sch.				108					11,804	11,912
1TA097	Berry-Mattoon Fund Cl'22				1,121					123,027	124,148
1TA098	Philip M. Marston Scholarship				133					14,556	14,689
1TA099	Class of 1925 Wm. S. Sayward F				1,464					160,647	162,111
1TA100	Class of 1938 Memorial Scholar				348					38,156	38,504
1TA101	Class of 1948 Trust Fund				138					15,094	15,232
1TA102	Class of 1898 Scholarship Fund				7,702					845,011	852,713
1TA103	Class of 1899 Prize				34					3,713	3,747
1TA104	Clarence E. Clement Sch. Fund				47					5,201	5,248
1TA105	Corinne H. Coburn Fund				392					42,999	43,391
1TA106	Arthur W. Colburn St. Loan F				159					17,395	17,554
1TA107	Paul Edward Corriveau Mem. Sc				116					12,706	12,822
1TA108	Fisher Currier Scholarship Fu				344					37,788	38,132
1TA109	Diettrich, Memorial Cup Fund				6					615	621
1TA110	Harry W. Evans Sch. Fund				208					22,788	22,996

UNIVERSITY OF NEW HAMPSHIRE DURHAM
DETAILED SCHEDULE OF REVENUES, EXPENSES, AND TRANSFERS
FOR THE YEAR ENDED JUNE 30, 2019

Fund	Fund Title	Net Student Tuition	Grant Revenue¹	Auxiliary Revenue	Appropriations & Other Revenue	Employee Compensation	Supplies and Services	Other Expenses	Transfers In/(Out)	Beginning Fund Balance 06/30/2018	Ending Fund Balance 06/30/2019
1TA111	Sylvester M. Foster Fund				41					4,455	4,496
1TA112	Adelaide M. Godding Fund				1,296					142,154	143,450
1TA113	John Haines Scholarship Fund				100					11,020	11,120
1TA114	Willis D. F. Hayden Sch. Fund				186					20,380	20,566
1TA115	Helen E. Hayes Sch. Fund				523					57,335	57,858
1TA116	Henderson Memorial Sch. Fund				240					26,368	26,608
1TA117	Edgar C. Hirst Scholarship Fu				525					57,567	58,092
1TA118	Michael J. & Nellie Hourihan				830					91,101	91,931
1TA120	Lillian M. Johnson Fund				8,123					891,209	899,332
1TA121	Ilmari Kainu Mem. Sch. Fund				2,552					280,032	282,584
1TA122	Donald Whitney Libby Memorial				129					14,152	14,281
1TA123	Mildred B. Lionstone Scholars				45					4,957	5,002
1TA124	Locke Prize Fund				128					14,002	14,130
1TA125	Nancy E. Lougee Memorial Fund				209					22,918	23,127
1TA126	Harry Macleod Memorial Schol				99					10,916	11,015
1TA127	J. Herbert Marceau Scholarshi				407					44,639	45,046
1TA128	William F. Marsh Scholarship				81					8,908	8,989
1TA129	Mask & Dagger Fund				202					22,114	22,316
1TA130	Erskine Mason Memorial Prize				33					3,606	3,639
1TA131	Roger E. Montgomery Mem. Sch.				120					13,132	13,252
1TA132	N.h. Branch Nat'l Civic Fdn.				45					4,895	4,940
1TA133	Maurice E. Nerbonne Sch. Fund				50					5,533	5,583
1TA134	Ordway Fund				84					9,204	9,288
1TA135	George Downes Parnell Mem. Sc				71					7,811	7,882
1TA136	Paul Scholarship Fund				2,030					222,742	224,772
1TA137	Luella Pettee Fund				77					8,406	8,483
1TA138	Roecrans W. Pillsbury Fund				20					2,223	2,243
1TA139	Alfred Ernest Richards Mem. S				203					22,277	22,480
1TA140	Charles H. Sanders Fund				122					13,369	13,491
1TA141	Lena Snow Sargent Fund				1,828					200,594	202,422
1TA142	Walter M. Shipley Scholarship				81					8,908	8,989
1TA143	Mary F. Simpson Sch. Fund				2,728					299,327	302,055
1TA144	J. Guy Smart Scholarship Fund				4,753					521,503	526,256
1TA145	Roderick W. Smith Scholarship				41					4,455	4,496
1TA146	Smyth, Memorial Fund				106					11,663	11,769
1TA147	James Carter				472					51,755	52,227
1TA148	Col. Samuel J. Sutherland				80					8,729	8,809
1TA149	Theron A. Thorp Mem. Sch. Fun				339					37,232	37,571
1TA150	James A. Wellman Mem. Sch.				1,015					111,379	112,394
1TA151	Charles H. Wiggin Sch. Fund				466					51,164	51,630
1TA152	Walter M. Wiggin Scholarship				203					22,271	22,474
1TA153	George H. Williams Fund				430					47,146	47,576
1TA154	Richard J. Shea Memorial Award				73					7,979	8,052
1TA155	William H. Yale Sch. Fund				2,771					304,010	306,781
1TA156	Class of 1931 Alumni Mem. Scho				1,615					177,213	178,828
1TA157	Fred Weare Stone Mem. Sch. Fun				7,743					849,537	857,280
1TA158	Stephen D. DeCesare Memorial S				167					18,324	18,491
1TA159	Penny Family School				444					48,707	49,151
1TA160	Ruth Cheney Streeter Shcol				256					28,070	28,326
1TA161	Katherine Demerritt Memorial				137					14,984	15,121
1TA162	Col John & Helena Ayotte				4,380					480,529	484,909
1TA163	Ray Macdonald End Scholarship				6,166					676,464	682,630
1TA164	Gertrude Phelps Carlson Mem				182					19,938	20,120
1TA165	Class of 51 Endowed Scholarshi				3,109					216,722	219,831
1TA166	Norma V and John Spaven				1,595					175,037	176,632
1TA167	Lola M Preston Endowed Scholar				676					74,116	74,792
1TA168	Class of 38 Professorship Endo				2,072					225,983	228,055

UNIVERSITY OF NEW HAMPSHIRE DURHAM
DETAILED SCHEDULE OF REVENUES, EXPENSES, AND TRANSFERS
FOR THE YEAR ENDED JUNE 30, 2019

Fund	Fund Title	Net Student Tuition	Grant Revenue¹	Auxiliary Revenue	Appropriations & Other Revenue	Employee Compensation	Supplies and Services	Other Expenses	Transfers In/(Out)	Beginning Fund Balance 06/30/2018	Ending Fund Balance 06/30/2019
1TA169	Class of 41 Educational Endow				3,430					300,021	303,451
1TA170	CEPS Endowed Scholar				1,890					207,360	209,250
1TA171	Class of 1964 Endowed Scholarship				12,928					189,225	202,153
1TA172	Class of 40 Professorship				5,171					567,361	572,532
1TA173	Class of 44 Endowed Professor				1,980					217,193	219,173
1TA174	Class of 1944 Endowed Scholar				9,496					82,532	92,028
1TA175	Charles A. Hopkins Family Fund				448					49,114	49,562
1TA176	Class 1961 Endowed Scholarship				1,571					166,952	168,523
1TA178	William S Law Scholarship Fund				559					61,288	61,847
1TA179	Frank A Joy Endowed Fund				14,214					1,559,523	1,573,737
1TA181	Ernest Easter Scholarship Fund				1,864					204,479	206,343
1TA182	Scott Chadwick Memorial Scholarship				384					42,185	42,569
1TA183	Earl & Ethel Handly Faculty Endwmnt				9,114					999,987	1,009,101
1TB001	Edward Cass Adams				284					31,130	31,414
1TB002	Robert P. Ahern Mem. Fund				902					99,004	99,906
1TB003	Albert H. Brown Student Loan				2,049					224,848	226,897
1TB004	Thomas W. Keller Mem. Scholars				259					28,440	28,699
1TB005	C. Hilton Boynton				931					90,874	91,805
1TB006	Gertrude Burnham Fund				5,506					604,044	609,550
1TB007	Conant Scholarship Fund				2,168					237,868	240,036
1TB008	Crop Protection Institute				274					30,035	30,309
1TB009	David W. Drew Memorial Scholar				374					41,000	41,374
1TB010	Clyde & Isabel Eaton				488					53,504	53,992
1TB011	Kenneth Fowler				629					69,002	69,631
1TB012	Norman Hubbard Scholarship				66					7,292	7,358
1TB013	Oliver J. Hubbard Fund				11,021					1,209,126	1,220,147
1TB014	Basil & Alice Johnson				520					57,070	57,590
1TB015	Gunnar B. Olsson Fund				238					26,072	26,310
1TB016	Dan Heath Memorial				110					12,094	12,204
1TB017	Richard A. Andrews Mem'l Award				50					5,508	5,558
1TB018	Paul Gilman				95					10,379	10,474
1TB019	Albio Hodgdon Mem'l Schol				116					12,704	12,820
1TB020	Barbara M. Lucier Endowed Mem				1,656					25,103	26,759
1TB021	George M. Moore Scholarship				116					12,756	12,872
1TB022	Constance L. Rollins Memorial				2,878					127,215	130,093
1TB023	Plant Science Scholarship Fund				90					9,843	9,933
1TB024	James A. Purington Scholarship				583					58,699	59,282
1TB026	Laurence W. Slanetz Memorial				561					61,495	62,056
1TB027	Clark L. Stevens Sch. in Fore				115					12,622	12,737
1TB028	Charles A. & F. W. Stone Schol				1,219					133,792	135,011
1TB029	L.v. "cy" Tirrell Prof. Sch.				738					65,207	65,945
1TB030	Agricultural Alumni Associatio				257					28,145	28,402
1TB031	Richard B. Johnston Mem. Schol				258					28,296	28,554
1TB032	Stephen W & Helen H Dyer Schlr				912					100,013	100,925
1TB033	Ruth E. Farrington Fund				14,029					1,539,137	1,553,166
1TB034	Andrew L. Felker Sch. Fund				134					14,740	14,874
1TB035	Hood Prize Fund				244					26,729	26,973
1TB036	Hubbard Farms Grad. Fellow/Pou				1,701					186,654	188,355
1TB037	Norma Ikawa Scholarship Fund				1,461				50	36,523	38,034
1TB038	Industrial Education Fund				21					2,322	2,343
1TB039	Kenneth L. Isaacs Sch. Fnd.				325					35,695	36,020
1TB040	Lilac Endowment Fund				250					27,418	27,668
1TB041	Lord Scholarship Fund				16,715				9,957	1,803,541	1,830,213
1TB042	Fred W. Menns Scholarship Fun				120					10,512	10,632
1TB043	Kenneth S. Morrow Scholarship				301					33,004	33,305
1TB044	Walhowdon Farm Scholarship				50					5,448	5,498
1TB046	Stacey Cole				5,070					556,267	561,337

UNIVERSITY OF NEW HAMPSHIRE DURHAM
DETAILED SCHEDULE OF REVENUES, EXPENSES, AND TRANSFERS
FOR THE YEAR ENDED JUNE 30, 2019

Fund	Fund Title	Net Student Tuition	Grant Revenue¹	Auxiliary Revenue	Appropriations & Other Revenue	Employee Compensation	Supplies and Services	Other Expenses	Transfers In/(Out)	Beginning Fund Balance 06/30/2018	Ending Fund Balance 06/30/2019
1TB047	Lloyd Hawkensen Fund				215					23,548	23,763
1TB048	Marty Mitchell Scholarship				210					23,003	23,213
1TB049	Virginia M & William L Conrad				472					51,800	52,272
1TB050	Eric Wilkes Bell Mem End Award				1,301					22,476	23,777
1TB051	Drs. Lorus & Margery Milne				4,793					525,875	530,668
1TC001	John D. Batcheller Memorial				402					44,107	44,509
1TC002	Foreign Language Study				246				5	26,964	27,215
1TC003	Gary Lindberg				395					43,347	43,742
1TC004	Raymond J. Bernier Scholarship				130					13,995	14,125
1TC005	S. P. Edelman				27					3,009	3,036
1TC006	Excellence in Teaching Scholar				753					82,611	83,364
1TC007	Jean Mattox				522					57,274	57,796
1TC008	Richard A. Morse Scholarship				3,390					197,113	200,503
1TC009	Gary R. O'neal Musical Theater				1,743					41,929	43,672
1TC010	William H Annis Occupation Edu				358					9,188	9,546
1TC011	Jani Smith				183					20,055	20,238
1TC013	Donald E. Steele				278					19,023	19,301
1TC014	Arts Dept Scholarship Fund				183					20,036	20,219
1TC015	German Soc. of Manchester, NH				41					4,460	4,501
1TC016	Adaline W. Paul Sch. Fund				265					29,089	29,354
1TC017	Thomas O Marshall Fund				101					11,129	11,230
1TC018	NH Library of Traditional Jazz				21,847					2,396,964	2,418,811
1TC019	Seiler, Study of Music				125					13,704	13,829
1TC020	Ann Pazo Mayberry Fund				1,632				150	48,935	50,717
1TC021	Grant Carlson Fund				189					20,684	20,873
1TC022	Humanities Challenge				8,166					895,955	904,121
1TC023	Louise Harwell Rogers Endowmen				362					27,463	27,825
1TC024	Malcolm & Virginia Smith Endow				183					20,053	20,236
1TC025	Theater Education Endowed Fund				744					81,322	82,066
1TC026	Lucha-Burns Musical Theatre Endowmt				1,149					126,051	127,200
1TC027	Whitlock Music Education Schol				131					14,338	14,469
1TC028	Shatterly Fund for Education				731					68,806	69,537
1TC029	Shatterly Fund for Poli Sci				1,240					136,067	137,307
1TC030	Conover Endowed Fund				551					60,478	61,029
1TC031	Edwin and Mary Scheier Fund				24,160					2,650,696	2,674,856
1TC032	Blanche C Bailey Fund				441					48,383	48,824
1TD001	Gordon H. Bassett				252					27,621	27,873
1TD002	Champlin Scholarship Fund				3,346					367,142	370,488
1TD003	Howard W. Cope Mem Scholarship				734					57,543	58,277
1TD004	Edward T. Donovan Scholarship				331					36,271	36,602
1TD005	Donald Fox Mem Scholarship				505					55,450	55,955
1TD006	Harry L. Farnham Scholarship				140					15,394	15,534
1TD007	Joseph L Fearer Scholar Fund				662					72,650	73,312
1TD008	Harold A. Iddles Lecture Fund				2,153					121,497	123,650
1TD009	William Knox Endowed Fund				134					14,704	14,838
1TD010	Marie L. Langelier				3,151					345,726	348,877
1TD011	Vernon Lerch				252					27,654	27,906
1TD012	David Owen Libby				441					48,419	48,860
1TD013	Frank Block Fund				241					26,447	26,688
1TD014	Randolph W. Chapman Lecture Fu				156					17,099	17,255
1TD015	W. Edwards Deming				156					17,063	17,219
1TD016	Dr. Ruth Peters Memorial Award				64					6,981	7,045
1TD017	Stolworthy Fund				78					8,550	8,628
1TD018	Richard & Georgia Balomenos				17,736					28,953	46,689
1TD019	Bacon Award				18					1,941	1,959
1TD020	Velma W. Scruton Fund				(2,067)					297,321	295,254
1TD021	Raymond B. Seymour Chem.				53					5,760	5,813

UNIVERSITY OF NEW HAMPSHIRE DURHAM
DETAILED SCHEDULE OF REVENUES, EXPENSES, AND TRANSFERS
FOR THE YEAR ENDED JUNE 30, 2019

Fund	Fund Title	Net Student Tuition	Grant Revenue¹	Auxiliary Revenue	Appropriations & Other Revenue	Employee Compensation	Supplies and Services	Other Expenses	Transfers In/(Out)	Beginning Fund Balance 06/30/2018	Ending Fund Balance 06/30/2019
1TD022	Tappi Endowed Fund				403					44,246	44,649
1TD023	Winchester R. Wood Fund				6,302					691,410	697,712
1TD024	Leroy Johnson				3,628					398,041	401,669
1TD025	J & Rm Kurtz Endowed Fund				2,453					269,113	271,566
1TD026	Bailey Prize Fund				10					1,116	1,126
1TD027	Albert W. Diniak Memorial Fun				40					4,351	4,391
1TD028	Heman Charles Fogg Sch. Fund				137					14,984	15,121
1TD029	Kingsbury Memorial Award				903					99,055	99,958
1TD030	Locke Scholarship Fund				122					13,366	13,488
1TD031	Lester A. Pratt Grad. Prize				1,072					117,662	118,734
1TD032	Lucinda & Melvin Smith Sch. F				337					36,928	37,265
1TD033	Waite Professorship				1,829					200,718	202,547
1TD034	Fred Waite Class of 1927				4,655					510,727	515,382
1TD035	R C Kimball Scholar				196					21,488	21,684
1TD036	Robert T. Hart				443					48,585	49,028
1TD037	Leon W Hitchcock Award				1,114					122,274	123,388
1TD038	Olivette Dussault Hemon Schola				174					19,087	19,261
1TD039	Kenneth J Higson Endowed Schol				5,096					559,053	564,149
1TD040	Helmut M Haendler Endowed Fund				870					72,543	73,413
1TD041	Frederick N Walker Jr Ee Schol				2,550					279,764	282,314
1TD042	Craig A West Memorial Endow				718					21,503	22,221
1TD043	Harold M Lander Cl of 24 Fund				134					14,746	14,880
1TD044	Clarence & Eleanor Shuttlewort				5,564					610,465	616,029
1TD045	Shatterly Fund for Engineering				1,297					142,346	143,643
1TD046	Tenho S Kauppinen Scholarship Fund				57					6,239	6,296
1TD047	Roland S. Burlingame Scholarship				5,689					624,134	629,823
1TE001	John A. Beckett Writing Prize				268					17,721	17,989
1TE002	Patrick Carlson Memorial Schol				305					33,424	33,729
1TE003	Jan E. Clee Fellowship Fund				259					28,462	28,721
1TE004	Carroll M. Degler Fund				686					75,317	76,003
1TE005	James R. Carter Professorship				7,666					841,101	848,767
1TE006	William T. Cushing Memorial Sc				2,091					109,187	111,278
1TE007	Patricia Vinnicombe Endow Fund				357					39,155	39,512
1TE008	Hollis Harrington				1,083					118,850	119,933
1TE009	Virginia Paul Dee Professorshi				2,657					291,560	294,217
1TE010	Ellen Mae Greenaway Scholar				474					52,023	52,497
1TE012	JA Hogan Distinguished Visiting Pro				8,388					920,239	928,627
1TF001	Dr E Elizabeth French Mem Fund				445					48,838	49,283
1TF002	Gerald L & Dorothy K Smith Fun				3,499					103,485	106,984
1TF004	Elizabeth Rand				2,096					229,935	232,031
1TF005	Hamilton Putnam				383					42,019	42,402
1TF006	Robert J. & Mary E. Mitchell				1,875					205,698	207,573
1TF007	Daniel Beatrice Rogers Schl				433					40,915	41,348
1TF008	Marion Beckwith Endowed Fund				106					11,611	11,717
1TG002	UNH Venture Capital Endowment				2,539					278,616	281,155
1TG003	Alumni Merit Serv Award Assn				402					44,074	44,476
1TG004	Honors Program/Urop Endowment				2,388					261,959	264,347
1TG005	Class of 1953				515					56,489	57,004
1TG006	Dr. Phyllis Lucasse				15,950					1,749,906	1,765,856
1TG007	Avis Perkins Smart '42' Fund				527					26,407	26,934
1TG008	John S. Elliott Fund				(36,357)					13,468,025	13,431,668
1TG009	Smith Sanborn Lecture Fund				263					28,864	29,127
1TG010	President's Discretionary Fund				437				150	47,221	47,808
1TG011	Nash - President's Disc. Fund				451					49,488	49,939
1TG012	Class of 36 Cultural Enrichmnt				1,643					180,223	181,866
1TG013	Louis B. Hoffman Endowment				2,207					242,151	244,358
1TG015	Class of 1929 Dad Henderson				1,948					213,678	215,626

UNIVERSITY OF NEW HAMPSHIRE DURHAM
DETAILED SCHEDULE OF REVENUES, EXPENSES, AND TRANSFERS
FOR THE YEAR ENDED JUNE 30, 2019

Fund	Fund Title	Net Student Tuition	Grant Revenue¹	Auxiliary Revenue	Appropriations & Other Revenue	Employee Compensation	Supplies and Services	Other Expenses	Transfers In/(Out)	Beginning Fund Balance 06/30/2018	Ending Fund Balance 06/30/2019
1TG016	Henderson Mem. Carillon Maint.				131					14,327	14,458
1TG017	A.E. Kenison, Jr./D.L. Kenison Endo				1,167					128,051	129,218
1TG018	Granite State Scholars Endowment				18,763					2,058,553	2,077,316
1TG020	Elizabeth Farmer McIninch Fund				337					36,923	37,260
1TG021	Esther Eastman Endowment				216					23,698	23,914
1TG022	Warren H. Hay Endowment				2,797					306,848	309,645
1TJ001	Frederick Walker				226					24,840	25,066
1TJ003	Morris F Darling Memorial Fund				1,929					211,625	213,554
1TL001	Gladys Brooks Endowment Fund				1,330					145,950	147,280
1TL002	Douglas M. Milne				2,587					283,844	286,431
1TL003	Roland Douglas Sawyer				662					72,593	73,255
1TL004	Consolidated Library Fund				420					46,071	46,491
1TL005	Edward H. Downing Fund				29					3,154	3,183
1TL006	Marion E. Nash Fund				451					49,488	49,939
1TL007	Helena M Milne Endowment				13,524					1,483,777	1,497,301
1TL008	Blanche Foye Nash Library Fund				621					56,095	56,716
1TR001	Prof. & Mrs. F. Jackson				502					55,054	55,556
1TR003	Shoals Marine Scholarship Fund				22,924					16,512	39,436
1TR004	Class of 1937 Professorship				2,486					272,760	275,246
1TS001	Charles H. Stillings Trust				17,795					1,319,989	1,337,784
1TS002	Warren Brown Memorial Scholars				177					19,466	19,643
1TS003	Carl & Ada Lundholm Mem Scholr				537					58,926	59,463
1TS004	Peter G Markos Chemistry Endowment				666					73,034	73,700
1TS005	Carlton E. Meader, Jr. Mem. Sc				172					18,840	19,012
1TS006	Donald Melville				3,121					342,458	345,579
1TS007	W. C. & Clara D. Skoglund				1,286					141,144	142,430
1TS008	Suzanne Urban Fund				2,253					73,206	75,459
1TS009	P. Wageman				79					8,645	8,724
1TS010	Ski Team UNH				6,683					191,857	198,540
1TS011	Paul C. Sweet Scholarship Fund				581					63,726	64,307
1TS012	A. Barr "whoops" Snively Schol				296					32,432	32,728
1TS013	Jere A. Chase Scholarship				43					4,742	4,785
1TS014	Frederick A. Johnson Mem. Sch				242					26,524	26,766
1TS015	Philip C. Jones/1913 Trust				316					34,648	34,964
1TS016	UNH 100 Club / General Award				3,842					410,086	413,928
1TS017	Creeley S. Buchanan Football				126					13,810	13,936
1TS018	Craig Scholarship Fund				1,276					140,020	141,296
1TS019	Andrew Mooradian Endowed Schol				484					53,103	53,587
1TS020	Bernice Hill Class of 23 Endow				749					82,130	82,879
1TS021	Arden G. Atkins Scholarship				1,780					195,271	197,051
1TS022	Ken Pope Endowed Scholarship				163					17,856	18,019
1TS023	Holt Endowed Fund				4,897				100	167,386	172,383
1TU001	Walter W. Lucasse				9,357					1,026,578	1,035,935
1TU002	Alice M. Mitchell Scholarship				1,875					205,698	207,573
1TU003	Edward and Selma Bacon Simon Fund				6,249					111,756	118,005
1TU004	Richard M. Ford Endowed Mem				285					31,221	31,506
1TU005	Agnes & M Jane Linen Scholarsh				400					8,563	8,963
1TU006	Ben Thompson Trust				83,453					2,303,569	2,387,022
1TU008	Spaulding Memorial Fund				19,695					2,160,857	2,180,552
1TU009	Paul J Holloway Endowment Fund				2,505					274,805	277,310
1TU010	Gray-White-Shields Scholarship Fund				25,122					2,756,262	2,781,384
1TU013	UNH Foreign Language Scholarship				1,120					110,816	111,936
1TU014	UNH Engineering Scholarship				1,513					108,720	110,233
1TU015	T. Ralph & Isabelle Meyers Fund				296					32,471	32,767
1TU016	Joseph L. Robinson Scholarship Fund				1,178					38,271	39,449
1TU020	UNIQUE Endowment Alloc Plan-UNH				3,804,042					32,780,606	36,584,648
1TX001	Marine Docent Endowment Fund				4,631				359	146,483	151,473

UNIVERSITY OF NEW HAMPSHIRE DURHAM
DETAILED SCHEDULE OF REVENUES, EXPENSES, AND TRANSFERS
FOR THE YEAR ENDED JUNE 30, 2019

Fund	Fund Title	Net Student Tuition	Grant Revenue ¹	Auxiliary Revenue	Appropriations & Other Revenue	Employee Compensation	Supplies and Services	Other Expenses	Transfers In/(Out)	Beginning Fund Balance 06/30/2018	Ending Fund Balance 06/30/2019
TOTAL ENDOWMENT & SIMILAR FUNDS		-	-	-	5,160,209	-	-	-	23,571	142,443,352	147,627,132
PLANT FUNDS											
1N0ADJ	UNH Net Invested in Plant Adjustmen				168,962		(500,000)		(168,962)	(1,500,000)	(2,000,000)
1NU001 ²	UNH Net Invested				(21,667)		196,994	(36,346,799)	33,321,219	696,850,947	694,000,694
1NU002	UNH Equipment				(395,144)			(9,823,553)	14,863,079	28,996,213	33,640,595
1NU006	2001 HEFA DEBT							(1,897,310)	4,097,636	(47,567,945)	(45,367,619)
1NU008	2001R HEFA DEBT							(419,819)	1,965,229	(10,495,466)	(8,950,056)
1NU011	2002 HEFA Refunding Debt							(148,553)	2,240,393	(4,291,314)	(2,199,474)
1NU013	2006B-2 HEFA DEBT							(897,414)	1,696,052	(22,302,914)	(21,504,276)
1NU015	2005A HEFA DEBT							(1,095,470)	2,059,492	(22,710,012)	(21,745,990)
1NU023	2006 HEFA Debt							(1,226,077)	2,301,785	(34,873,738)	(33,798,030)
1NU024	Ecoline HEFA 2007 Debt									15,897	15,897
1NU09A	2009A HEFA DEBT							(97,961)	609,137	(2,951,579)	(2,440,403)
1NU15A	UNH 2015A HEFA Debt							(1,229,206)	2,254,587	(37,861,020)	(36,835,639)
1NUIFB	UNH Internal Borrowings								8,082,562	(79,678,961)	(71,596,399)
1NUNEC	NEC Balance								277,568	(2,498,108)	(2,220,540)
1X0ADG	UNH Unexp Plant Grant Adjustments						349,564		(349,564)	-	-
1X0ADJ	UNH Unexpended Plant Adjustments						35,158,518		(36,038,900)	-	(880,382)
1X2025	Bus Shelters-Main St West				2,270		(2,270)			-	-
1X3T13	Main Street South Sidewalk				49,823		(49,823)			-	-
1X3Z03	TS Biomass Heating System				300,000		(300,000)			-	-
1X5C25	Bus Shelters-Main St West-Match								32,000	-	31,432
1X5C26	Main Street South Sidewalk-Match									91,678	79,000
1XA001	VPAA R&R Electronic Campus									181,193	181,193
1XA003	VPAA Grad School R&R Electronic Cmp						(321,405)		321,405	2	2
1XA010	VPAA Health Services R&R				103,278				3,150	4,070,013	4,176,441
1XA011	VPAA Health Services Computer Syst.				16,133					201,822	217,955
1XA014	AT Technology Fee - Plant						(173,715)		412,066	1,150,331	1,388,682
1XA016	Academic Technology Plant						(2,538)		135,800	800,671	933,933
1XA035	Career Services Computer								(202)	202	-
1XA049	VPAA Health Services Equip Replace						(6,742)			101,592	94,850
1XA050	VPAA Counseling Center				482		(35,403)		31,764	19,948	16,791
1XB002	COLSA Green House Facilities									1,624	1,624
1XB003	COLSA Misc R&R				9,000		(29,789)		16,153	1,863,517	1,858,881
1XB005	COLSA TS Facilities Maint/Repairs									17,167	17,167
1XB015	COLSA TSAS Computer Replacement									22,864	22,864
1XB017	COLSA Food Service R&R								(5,405)	5,405	-
1XB022	COLSA NR Dept Equipment Fund									4,906	4,906
1XB025	COLSA TSAS Vehicle Replacement									89,681	89,681
1XB033	COLSA TS Logging Equip R&R									871	871
1XB036	AES R&R						(115,720)		(989,246)	2,696,757	1,591,791
1XB040	Cooper/Whistler Startup Funds								(1)	1	-
1XD001	CEPS Earth Science Van Fund						3,002			20,745	23,747
1XE005	Paul College Technology R&R Fund						(16,085)		150,081	1,133,293	1,267,289
1XF003	SHHS miscellaneous R&R								20,200	6,600,360	6,620,498
1XF004	Browne Center R&R						(13,054)			24,448	11,394
1XG002	Alumni EAC Capital Fund Class of 42				6,006				(2,245)	199,789	203,550
1XG004	Cent Admin BSC Equipmnt Replacement								(35,689)	35,689	-
1XG020	Phonathon Program Automation									10,129	10,129
1XG021	Photo and Video Services Equip Repl						(1,526)			74,053	72,527
1XG023	Advancement Equipment Replacement						(37,379)			50,788	13,409
1XG024	Human Resources Equip Replacement								(26,465)	26,465	-
1XG025	Advancement CRM System Replacement								(139,419)	(434,054)	598,031
1XJ005	VPSA Health Services Computer Syst									100	100
1XJ019	VPSA MUB Unexpended R&R								(99,930)	511,076	1,696,468
1XJ020	VPSA Recreation R&R								(2,400)	922,625	2,547,699

UNIVERSITY OF NEW HAMPSHIRE DURHAM
DETAILED SCHEDULE OF REVENUES, EXPENSES, AND TRANSFERS
FOR THE YEAR ENDED JUNE 30, 2019

Fund	Fund Title	Net Student Tuition	Grant Revenue¹	Auxiliary Revenue	Appropriations & Other Revenue	Employee Compensation	Supplies and Services	Other Expenses	Transfers In/(Out)	Beginning Fund Balance 06/30/2018	Ending Fund Balance 06/30/2019
1XJ021	VPSA Student Rec Field									362,557	362,557
1XJ036	VPSA Technology Upgrade								(32)	32	-
1XJ043	VPSA MUB Theater				2					-	2
1XJ059	SAF Equipment Replacement						(1,604)			470,042	468,438
1XJ067	Whittemore Center R&R Reserves									250	250
1XJ068	Ice Plant/Equipment Sinking Fund									38,159	38,159
1XJTRF	Turf Field Operations				1,109					867	1,976
1XJTRM	Turf Field Major Repairs				11,151		(8,100)			84,810	87,861
1XK001	HelpDesk Repl Sft Plant						(5,449)		33,674	69,713	97,938
1XK007	IT Computer Store								(30,189)	30,189	-
1XK008	IT Central Replacement Acct						(104,366)		141,991	377,743	415,368
1XK009	IT Equipment Replacement						(656,019)		1,328,354	3,733,186	4,405,521
1XK011	IT Telecom R&R						(1,149,336)		1,978,031	6,993,124	7,821,819
1XL001	Library Equip & Physical Plant Fund						(72,330)		(500,000)	1,300,261	727,931
1XL002	Library Repair & Replacement									59,355	59,355
1XP001	UNH Police Vehicle Replacement				12,612		(76,085)		125,000	56,386	117,913
1XP002	UNH Police Dispatch Equipment								(64,195)	64,195	-
1XPEMR	UNH Police Emergency Preparedness						(119,435)		100,000	118,940	99,505
1XQ022	UNH Dining R&R Reserves				25,000		(145,171)		(1,856,133)	5,439,557	3,463,253
1XQ024	UNH Housing R&R Reserves						(495,470)		(1,061,062)	3,952,122	2,395,590
1XQ105	Business Affairs BSC R & R Reserve								24,927	145,841	170,768
1XQ128	Transportation R & R Reserve								187,221	3,355,883	3,543,104
1XQ151	Family Housing R & R Reserve								(90,578)	90,578	-
1XQ163	Printing R & R Reserve								(165,092)	439,144	274,052
1XQ164	Mail Svcs NHCUC Vehicle Replmnt									14,430	14,430
1XQ171	UTS Bus Procurement									155,630	155,630
1XQ174	Mail Services R & R Reserve						(79,809)		(3,028)	106,026	23,189
1XQ303	CNG Fueling Station Maint & Repair								32,000	68,548	100,548
1XQ330	Garage Equipment Replacement				360					1,321	1,681
1XQ414	Parking Lot Maintenance								(55,710)	150,000	94,290
1XQ424	Whittemore Ctr Concession Upgrades						(7,153)		(17,684)	24,837	-
1XQ427	UCO Facility & Equipment Upgrades						(8,870)		194,662	133,935	319,727
1XQ434	Forest Park Exterior Repairs						(226,122)		208,776	17,346	-
1XQ442	Forest Park Apartment Renovations						(2,620)		(5,748)	8,368	-
1XQ443	Furniture Summer 2018 FY19						(322,924)		326,000	(2,750)	326
1XQ444	Legacy POS laundry readers								59,770	(59,770)	-
1XQ445	Hetzel Hall Gutter Replacement						(29,050)		148,000	(118,950)	-
1XQ446	Fairchild Flooring						(138,895)		255,921	(117,025)	1
1XQ447	Exterior Door Replacement						(92,886)		98,652	-	5,766
1XQ448	Digital Menu Boards						(97,014)		97,014	-	-
1XQ450	Print Dept Small Projects						(83,386)		133,000	-	49,614
1XQ451	WilliamsonChristensen Lobby Project						(35,128)		35,128	-	-
1XQ452	Housing Study						(119,574)		150,000	-	30,426
1XQ453	Holloway Booster Pump Replacement						(54,933)		54,933	-	-
1XR005	UIC Equipment Replacement Fund								5,512	18,956	24,468
1XRIO2	IOL Plant Fund for New Building									64,658	64,658
1XR0SR	OSR Equipment Replacement Fund						(8,833)			38,368	29,535
1XRRCI	RCI Equipment Replacement						(53,869)		52,801	314,263	313,195
1XS003	Athletic Dept R & R						(17,584)		17,584	8,496	8,496
1XT014	UNH R&R Elliott Alumni Ctr Priority								25,000	110,334	135,334
1XT025	UNH R&R Emergency Repairs								(9,487)	15,857	6,370
1XT038	UNH R&R Campus Pavement									20,260	20,260
1XT041	UNH R&R Utility Tunnel Repairs						(31,257)		55,000	57,370	81,113
1XT069	UNH R&R Fire Station Repair&Upgrade								25,000	24,281	49,281
1XT119	UNH R&R Exterior Stairs						(25,907)		34,000	42,011	50,104
1XT218	UNH R&R Water System Repairs						(13,733)		110,000	179,543	275,810
1XT543	Sewer System Upgrades						(40,617)		45,000	36,791	41,174

UNIVERSITY OF NEW HAMPSHIRE DURHAM
DETAILED SCHEDULE OF REVENUES, EXPENSES, AND TRANSFERS
FOR THE YEAR ENDED JUNE 30, 2019

Fund	Fund Title	Net Student Tuition	Grant Revenue¹	Auxiliary Revenue	Appropriations & Other Revenue	Employee Compensation	Supplies and Services	Other Expenses	Transfers In/(Out)	Beginning Fund Balance 06/30/2018	Ending Fund Balance 06/30/2019
1XT708	Campus Tribute Gift Projects				4,125		(35,273)		21,850	26,498	17,200
1XT785	SARRC Discretionary Funds								(2,958,459)	4,688,514	1,730,055
1XT787	SARRC-VPAA Unexpended								(171,503)	255,378	83,875
1XT788	SARRC-VPFA Unexpended								11,400	32,872	44,272
1XT789	SARRC-VPR&PS Unexpended								(20,000)	59,629	39,629
1XT790	SAARC - VP Enrollment Unexp								18,333	12,665	30,998
1XT791	SARRC-VP Advancement Unexp								17,500	52,936	70,436
1XT793	Campus Beautification Gift Fund									865	865
1XT811	Water Supply Study						(18,342)			36,460	18,118
1XT826	Design-Future Inst R&R Projects								(9,851)	9,943	92
1XT844	Radio Meter Reading System								20,000	47,995	67,995
1XT877	Emcor Contracted Utility Repairs						(144,104)		72,851	77,370	6,117
1XT907	Energy Efficiency Projects				50,092		(10,289)		463,762	1,469,447	1,973,012
1XT947	UNH/Durham Traffic Model								3,000	3,672	6,672
1XT955	Paul College Construction				1,000,000				(1,000,000)	30,506	30,506
1XT958	ADA Projects								(7,325)	237,436	230,111
1XT965	UNH Manchester Expansion								(10,261)	10,261	-
1XT967	Presidents House Improvements						(10,309)		10,309	-	-
1XT978	Kingsbury Modifications								(11,274)	11,274	-
1XT989	Co-Gen/Utility System Repairs									329,923	329,923
1XT994	Storm Drain Repair & Replace								(79,000)	183,429	104,429
1XTA25	Asset Management/Maintenance						(109,369)		177,915	379,166	447,712
1XTA59	Solar Major Overhaul								65,313	630,442	695,755
1XTA60	Solar Recuperator								16,537	289,352	305,889
1XTA62	Pedestrian Foot Bridges Repairs								(4,145)	4,145	-
1XTA64	T-Hall - Misc Repairs									4,513	4,513
1XTA66	SARRC - Athletics Discretionary								10,646	196	10,842
1XTA67	Power Distribution Systems								(20,287)	20,287	-
1XTA68	Rail Corridor Safety Protection									1,458	1,458
1XTA69	Rail Platform/Transit Station Maint				2,945		(1,629)			8,797	10,113
1XTB02	Sidewalk Repairs						(69,036)		63,000	6,375	339
1XTB03	Campus Tree Planting/Repl									1,458	1,458
1XTB12	Ecoline R&R								741,477	2,412,251	3,153,728
1XTB83	High Voltage Electr Distribution						(66,604)		25,000	104,667	63,063
1XTB86	Miscellaneous Electrical									133	133
1XTB87	AV - Electrical Projects									6,906	6,906
1XTB98	Ham-Smith Renovation Programming				21,855		(94,631)			336,553	263,777
1XTC07	Classroom White Board Replacements						(9,043)		10,000	6,521	7,478
1XTC13	Chilled Water Distr System Upgrades								(2,564)	2,564	-
1XTC15	Landscape Repairs & Renovations									66,114	66,114
1XTC56	Rudman Hall-Autoclave Replacements								(12,059)	12,059	-
1XTC83	OBA Christensen Roof Replace						(350,302)		278,302	72,000	-
1XTC99	Bike Rack Installations						(12,535)			27,296	14,761
1XTD19	Huddleston - Misc Repairs									341	341
1XTD24	Field House - Misc Repairs						(11,380)		39,797	-	28,417
1XTD30	McConnell Hall Repurpose - Renov									24,612	24,612
1XTD31	Rudman Hall Re-commissioning (EEP)								(6,862)	6,862	-
1XTD35	UNH West Stadium				242,126		(1,118)		(241,008)	-	-
1XTD47	Hamel Recreation Renov-Expansion						(208,126)		(560,000)	812,956	44,830
1XTD48	Roof Safety Restraint Systems								16,679	9,028	25,707
1XTD54	Campus Wayfinding & Safety Signs				43		(6,850)		4,788	2,019	-
1XTD68	South Drive Design Advancement						(85)			4,237	4,152
1XTD70	PCAC Stairwell Life Safety Improv						(13,426)		1,828	11,598	-
1XTD82	1 Leavitt Lane - Misc Rep & Electr									1,731	1,731
1XTD87	College Brook Ravine Restoration								(4,600)	4,600	-
1XTD92	MUB Ravine Utilities & Walkway								(430,071)	430,071	-
1XTDMA	UNH Deferred Maint Assessments								557,160	362,359	919,519

UNIVERSITY OF NEW HAMPSHIRE DURHAM
DETAILED SCHEDULE OF REVENUES, EXPENSES, AND TRANSFERS
FOR THE YEAR ENDED JUNE 30, 2019

Fund	Fund Title	Net Student Tuition	Grant Revenue¹	Auxiliary Revenue	Appropriations & Other Revenue	Employee Compensation	Supplies and Services	Other Expenses	Transfers In/(Out)	Beginning Fund Balance 06/30/2018	Ending Fund Balance 06/30/2019
1XTDOC	Facilities Document Mgmt System								(12,509)	12,509	-
1XTE03	Parsons Hall Rm 222 Lab Renovation								(3,881)	3,881	-
1XTE07	UNH Campus Exterior Lighting Improv									2,219	2,219
1XTE08	Signs - Campus Wayfinding and Bldg						(145,849)		150,000	152,744	156,895
1XTE14	Dimond Library Space Repurposing								13,630	24,051	37,681
1XTE46	1 Leavitt Lane - HVAC Modifications									3,345	3,345
1XTE49	CHP - Hot Water Side Stream Filter								(3,348)	3,348	-
1XTE51	MUB - Minor Repairs and Upgrades						(7,599)		7,599	-	-
1XTE53	Holloway Expansion and Renovations									30,757	30,757
1XTE69	Spaulding Hall - Misc Repairs						(22,462)		23,825	1,263	2,626
1XTE86	Parsons Mech Penthouse Wtrproofing									-	-
1XTE88	Spaulding Hall Expansion-Renov						(3,463,069)		3,411,262	51,807	-
1XTE89	McConnell - IFB Repayment									-	-
1XTE90	Outdoor Pool						(88,857)		(162,922)	251,779	-
1XTE92	Rudman Hall Fire Alarm Replacement									416,775	416,775
1XTE97	Main St Utility Tunnel Concrete Rep						(71,560)		(13,613)	85,173	-
1XTECO	Ecoline Renwal and Replacement								500,000	2,950,000	3,450,000
1XTF02	Kendall Ceiling & Floor Abatement									85,441	85,441
1XTF11	NH Veterinary Diagnostic Lab						(5,255)		(27,012)	32,267	-
1XTF36	Repl Interior Room Signs-Mult Bldgs									9,434	9,434
1XTF37	Campus Fire Alarm Infrastructure						(4,193)			38,198	34,005
1XTF38	Grounds & Roads Wash Bay-Pole Barn						(97,768)		(9,741)	107,509	-
1XTF45	Telecom Ctr-Gregg Hall AC								(17,541)	17,541	-
1XTF50	Barton-Cole - Misc Repairs & Upgr						(3,775)		1,934	2,066	225
1XTF54	COE - Misc Repairs & Upgrades						(9,332)		(8,668)	18,000	-
1XTF59	Barton Hall - B119 Renovation						(13,307)		13,500	774	967
1XTF63	Bldg Heating Line Pipe Flushing-BA								(532)	532	-
1XTF64	Dimond Lib - Minor Repairs-Upgrades						(2,357)			6,655	4,298
1XTF84	COE - Roof Safety Restraint System								(16,679)	16,679	-
1XTF95	Morse Rm 345-Mass Spectrometer						(3,687)		(33,759)	37,446	-
1XTF96	UNH Water Treatment Plant						(8,296,910)		8,296,910	-	-
1XTF98	Library Storage Bldg Cooling System								(34,201)	34,201	-
1XTG01	Philbrook Hall - Replace Boiler						(31,764)		(28,652)	65,916	5,500
1XTG03	Nesmith Hall - Selective Repointing						(9,000)		(17,570)	26,570	-
1XTG16	Mills to Fairchild Steam Line Repl								(1,245)	1,245	-
1XTG18	Utility Pit Replacement - Conant								(1,076)	1,076	-
1XTG20	Field House Level 1 Space Reconfig								(2,500)	2,500	-
1XTG21	Smith Hall Sprinkler-Wtr Damage Rep								(22,577)	22,577	-
1XTG27	Service Bldg Heat & Life Safety						(310,432)			405,624	95,192
1XTG29	Cole Hall HVAC Cat Walks-Access Mod						(173,235)		173,158	77	-
1XTG37	Philbrook Refrigeration Rack System						(332,899)			594,405	261,506
1XTG39	Madbury Commons Lease - Furniture									10	10
1XTG46	Parsons Hall Processed Chiller Mods								(23,848)	23,848	-
1XTG47	66 Main Street Development									13,958	13,958
1XTG48	Whittemore Center Generator Upgrade									584	584
1XTG49	Jackson Lab Greenhouse Repair								(690)	690	-
1XTG53	Presidents House Repairs-SAARC								(21,649)	21,674	25
1XTG55	Conant Hall-Room 204 & 221 Upgrades									500	500
1XTG56	Whittemore - Ice Sensor Syst Power									795	795
1XTG78	1 LL Data Ctr West Fire Suppression									101	101
1XTG79	T-Hall Pres-Lubow-BOT Conf Rms AC								(176,208)	176,208	-
1XTG81	CEPS-OE & CCOM Program Expansion						(106,224)		6,713	99,511	-
1XTG84	Gregg Hall - HVAC Engineering								(4,376)	4,376	-
1XTG91	MUB Move CO2 Tank from PPC									1,454	1,454
1XTG94	Spaulding Steam Line Repairs								(20,490)	20,490	-
1XTG97	Eye Wash & Shower Station Installs						(12,306)		13,850	1,960	3,504
1XTG98	Health Services Renov-Expansion									57,769	57,769

UNIVERSITY OF NEW HAMPSHIRE DURHAM
DETAILED SCHEDULE OF REVENUES, EXPENSES, AND TRANSFERS
FOR THE YEAR ENDED JUNE 30, 2019

Fund	Fund Title	Net Student Tuition	Grant Revenue¹	Auxiliary Revenue	Appropriations & Other Revenue	Employee Compensation	Supplies and Services	Other Expenses	Transfers In/(Out)	Beginning Fund Balance 06/30/2018	Ending Fund Balance 06/30/2019
1XTGEN	University Operations Equipment 09						(100,742)		(2,100)	1,024,375	921,533
1XTH03	Field Hse Football Locker Room Ren				2,106		(2,106)			-	-
1XTH05	Stillings Andover Controls Sys Conv									2,945	2,945
1XTH07	Mendums Pond - Temporary Walkway									567	567
1XTH08	Soccer-Womens Lacrosse Field Upgr				1,648,063		(1,802,063)		154,000	-	-
1XTH10	MUB - 2nd Floor South Deck Repl									1	1
1XTH15	Huddleston Hall Ballroom AC						(423,427)		1,326,303	-	902,876
1XTH23	Rudman Hall - Misc Repairs - Mods						(26,437)		26,437	-	-
1XTH24	Paul College 2nd Floor Space Reprog								(4,800)	4,800	-
1XTH27	PCAC - Misc Repairs-Modifications						(12,220)		2,943	9,277	-
1XTH28	PCAC Elevator Install-Bathroom Ren						(3,000)			155,527	152,527
1XTH29	Morrill Hall Room 4 Renovation									826	826
1XTH31	Kendall Hall-Misc Repairs-Upgrades								(1,769)	1,769	-
1XTH34	121 Technology Drive Lease Fit-out						(599)		(51,597)	52,196	-
1XTH35	Vivarium Optimization Study								(13,287)	13,287	-
1XTH38	Rudman - Install Steam Turbine						(360)			27,731	27,371
1XTH39	Rudman Animal Area Add Filtration									900	900
1XTH40	Huddleston Hall Egress Modif						(11,563)			48,945	37,382
1XTH42	Museum of Art Planning Study									3,491	3,491
1XTH44	Field House Exterior Stair Repl								(23,900)	23,900	-
1XTH46	Congreve Utility Pit Repairs								(11,003)	11,003	-
1XTH51	Kingsbury-Generator Gas Service									12,231	12,231
1XTH52	Hewitt Hall Entrance Door Repairs								(17,213)	17,213	-
1XTH53	East Stadium Upgrades and Repairs									537	537
1XTH61	Utility Master Plan						(5,423)		(234,165)	239,589	1
1XTH62	Morse Hall-Misc Upgrades & Repairs								(2,855)	3,222	367
1XTH63	Ravine Culvert Replacement								(19,968)	19,968	-
1XTH65	Paving - Various Equine Buildings								(5,659)	5,659	-
1XTH67	Gregg Hall Building Compressor Repl								(4,400)	4,400	-
1XTH68	Health Serv - Dry Sprinkler Piping									15,084	15,084
1XTH69	Smith Hall - Sprinkler System								(54,703)	54,703	-
1XTH71	Smith Hall Room 321 Modifications								(6,712)	6,712	-
1XTH72	Barton Hall-HVAC Mechanical Rm Mods								(7,737)	7,737	-
1XTH74	Rudman Lab Fume Hd Contr Syst Repl						(255,683)		2,560,548	1,010,583	3,315,448
1XTH76	Ham-Smith Sanitary Sewer System									45,066	45,066
1XTH77	McConnell Hall - Misc Repairs-Upgr						(4,763)		5,000	-	237
1XTH79	Putnam Hall 108 & 112 Flooring Repl								(18,000)	18,000	-
1XTH80	MUB Pedestrian Bridge Repair-Upgr									3,000	3,000
1XTH81	Transportation Garage Lower Roof								(11,094)	11,094	-
1XTH82	James Hall AHU Snow Melt System									27,500	27,500
1XTH84	121 Technology Dr-Adv Manufacturing								(6,527)	6,527	-
1XTH85	1 Leavitt Lane Data Ctr UPS Upgrade									15,704	15,704
1XTH86	Strafford Ave Sidewalk Replacement								(964)	964	-
1XTH92	Hood House - Renovations & Upgrades						(39,553)		125,468	-	85,915
1XTH96	Library Way Utility Tunnel Repairs								(31,500)	31,500	-
1XTH97	Kingsbury Rm S320 Modifications								(8,489)	8,489	-
1XTJ00	Ritzman - Misc Repairs and Upgrades						(933)		(5,408)	6,341	-
1XTJ02	Paul College-Generator Connect-Hub									138	138
1XTJ04	Whittemore Ctr Concessions Upgrades								(3,844)	3,844	-
1XTJ05	CSDC - Misc Repairs and Upgrades								(307)	307	-
1XTJ10	NEC Boiler Repl and BAS Controls						(288,568)		272,000	17,400	832
1XTJ11	Dry Sprinkler Syst Repairs-Upgrades								(3,948)	3,948	-
1XTJ14	Leavitt Transp Ctr-Eyewash Install								(1,389)	1,389	-
1XTJ16	Smith Hall Main Entr Porch Reconstr								(28,962)	28,962	-
1XTJ17	Main St Piping Repl - HVT092-94									9,552	9,552
1XTJ18	Field House Ground Floor Lighting								(2,500)	2,500	-
1XTJ19	MacFarlane Greenhouse-2nd Floor Use									880	880

UNIVERSITY OF NEW HAMPSHIRE DURHAM
DETAILED SCHEDULE OF REVENUES, EXPENSES, AND TRANSFERS
FOR THE YEAR ENDED JUNE 30, 2019

Fund	Fund Title	Net Student Tuition	Grant Revenue¹	Auxiliary Revenue	Appropriations & Other Revenue	Employee Compensation	Supplies and Services	Other Expenses	Transfers In/(Out)	Beginning Fund Balance 06/30/2018	Ending Fund Balance 06/30/2019
1XTJ21	Exterior Stairs-Main St-Dairy Bar									1,106	1,106
1XTJ22	Stoke Hall 180 - Upgrade Electrical								(833)	833	-
1XTJ24	Chase High Bay Repairs & Upgrades						(4,588)		(107,830)	112,418	-
1XTJ26	Mooradian Field - Turf Replacement								(105,451)	105,451	-
1XTJ27	Emerg Lock Down Install - NEC & EAC									392	392
1XTJ29	Ultra-Low Freezer Replacement Progr									1,600	1,600
1XTJ31	Rudman-Inst Sterilizer-Cage Washer						(153,327)		563,287	65,710	475,670
1XTJ32	High Voltage Circuit 12 Ext - Loop						52,500		(65,547)	74,227	61,180
1XTJ33	Barton 111 - LPG-Natural Gas Conv						(51,296)		(28,829)	80,125	-
1XTJ34	Field House 331B Ductless Split AC									1,810	1,810
1XTJ35	Perpetuity Hall-Siding & Window Rep								(4,096)	4,096	-
1XTJ36	Grounds & Roads Bathroom Renov						(9,831)		10,000	-	169
1XTJ38	Whittemore Center Fire Alarm Repl						(6,027)		6,027	-	-
1XTJ39	Transp Garage Nat Gas Boiler Conv									3,038	3,038
1XTJ41	MUB Ramp - Steel & Concrete Repairs						(233)		(1,098)	1,330	(1)
1XTJ42	Mill Road Lot - Parking Structure								(815)	815	-
1XTJ43	Walkway Improv-Kingsbury to Arts Wy								(1,589)	1,589	-
1XTJ46	Edgewood Water Tank Decommission						(25,915)			124,500	98,585
1XTJ49	T-Hall Basement Window Repairs-Repl								(6,832)	6,832	-
1XTJ53	Utility Line Repl HVT094 - Congreve								(11,387)	11,387	-
1XTJ55	Conant Hall - Interior Renovations						(91,407)		36,327	114,004	58,924
1XTJ57	PCAC Art Wing Roof Safety Restraint								(1,470)	1,470	-
1XTJ58	Campus Fire Damper Study						(59,687)		(10,548)	76,618	6,383
1XTJ59	Utility Distr-College Rd to Nesmith						(420,990)		419,888	1,102	-
1XTJ60	Utility Pole Storage Area						(196)			2,500	2,304
1XTJ62	Dimond-Conant - Remove Steam Serv									9,206	9,206
1XTJ63	Housing Water Meters-Backflow Prev								(3,464)	3,464	-
1XTJ64	Nesmith Hall-South Roof Replacement						(64,790)		(21,337)	86,127	-
1XTJ66	2 Leavitt - 75 KVA Transformer Repl									4,000	4,000
1XTJ67	6 Leavitt-225 KVA Transformer Repl									4,500	4,500
1XTJ70	T-Hall Retaining Wall - Walkway Rep									105,580	105,580
1XTJ75	MacFarlane GreenHse-Classroom Reno									100	100
1XTJ79	Horton - Fire Alarm Replacement								(4,405)	4,405	-
1XTJ80	Gregg Hall-Chiller Replacement						(1,087,181)		1,086,000	16,000	14,819
1XTJ82	Rudman - Room G51 Flood Restoration						(4,251)		(25,916)	30,167	-
1XTJ83	Ham Smith Sewer Line Replacement									38,655	38,655
1XTJ84	Hewitt Hall - Basement Level Reno								(20,200)	20,200	-
1XTJ86	Transportation Garage Misc Repairs									175	175
1XTJ89	Arts Center Study									7,514	7,514
1XTJ94	Browne Center - Misc Repairs & Upgr									200	200
1XTJ97	Parsons Hall - Misc Repairs & Upgra						(1,590)		13,368	-	11,778
1XTJ99	MUB - 3rd FL Split System Replace								(31,219)	31,219	-
1XTK00	Central Heat Plant - Major Repairs									77,738	77,738
1XTK02	Health Services -Odor Investigation									500	500
1XTK04	Gables Utility Distr Line Repl								(87,246)	87,246	-
1XTK05	Smith Hall - RM 416 Cooling									3,507	3,507
1XTK07	Holloway - Blast Chiller Replacemen								(2,090)	2,090	-
1XTK08	MUB - Exterior Deck Recoating						(126,339)		51,712	74,627	-
1XTK11	Moiles House - Demolition								(7,113)	7,113	-
1XTK13	UNHM Mechanical Technology Lab						(72,803)		72,803	-	-
1XTK14	Forest Park Playgrounds and Fencing								(2,422)	2,422	-
1XTK15	Burley-Demerritt Org Dairy - Paving									1,104	1,104
1XTK17	MUB -Granite State Rm Exterior Deck						(87,302)		(3,999)	91,300	(1)
1XTK18	Spaulding - Upgrades to Room 231								(2,331)	2,331	-
1XTK19	PCAC - D22 Carpet Replacement								(4,317)	4,317	-
1XTK21	PCAC Stone Wall Repoint and Repair								(18,000)	18,000	-
1XTK22	Nesmith Hall Interior Stair Repairs								(18,294)	18,294	-

UNIVERSITY OF NEW HAMPSHIRE DURHAM
DETAILED SCHEDULE OF REVENUES, EXPENSES, AND TRANSFERS
FOR THE YEAR ENDED JUNE 30, 2019

Fund	Fund Title	Net Student Tuition	Grant Revenue¹	Auxiliary Revenue	Appropriations & Other Revenue	Employee Compensation	Supplies and Services	Other Expenses	Transfers In/(Out)	Beginning Fund Balance 06/30/2018	Ending Fund Balance 06/30/2019
1XTK23	Woodsides ABC - Boiler Replacement				51,000		(384,532)		428,655	17,567	112,690
1XTK24	Keener Dairy - High Tunnels								85	85	
1XTK26	Morse Hall - Rm 371 Space Reconfig							(7,697)	7,697	-	
1XTK28	Dimond - Customer Serv Minor Reno						(18,726)		18,726	-	
1XTK30	Strategic Infrastructure Improvement								1,518,415	2,170,000	3,688,415
1XTK31	Health Serv - Physical Reorg of Ser						(217,605)		16,388	201,217	-
1XTK32	Paul College - Rm G35 Remove Store								(5,081)	5,081	-
1XTK36	Thompson Hall - Replace Furniture						(338)			5,341	5,003
1XTK37	T-Hall - HHW Zone Valves & Piping								(2,707)	2,707	-
1XTK38	Utility HHW Repl HVT056 to HVT059						(445,717)		444,737	979	(1)
1XTK40	NEC - Strafford Ave Water Valve Rep									2,039	2,039
1XTK42	Holloway - Euro Kitchen Gasline Rep								(3,500)	3,500	-
1XTK43	1 Leavitt Lane - Rm 123 Renovation								(1,674)	1,674	-
1XTK45	Old Dairy Barn - Demolition								(13,001)	13,001	-
1XTK47	Public Safety Complex Studies				1,270		(25,250)			23,980	-
1XTK48	Parsons North Wing Fan Perf Improv								(57)	57	-
1XTK49	Nesmith - Sewer Rep & Bathroom Reno						(373,548)		271,717	101,831	-
1XTK50	Browne Center - Install Heat Pumps									1,950	1,950
1XTK52	Field House - New Ski Locker Room						(7,480)		9,000	2,500	4,020
1XTK54	Boulder Field - Temporary Entrance						(3,000)		3,000	-	-
1XTK57	Field House Steam to DHW Syst Repl						(250,645)			301,900	51,255
1XTK58	Gables A,B,C - Repl EPDM Roof Tops						(293,512)		181,328	112,185	1
1XTK59	Stoke Hall - Elevator Upgrade						(293,300)		330,000	197	36,897
1XTK60	Gables ABC - Boiler Plant Replace						(265,660)		263,756	1,904	-
1XTK61	Williamson - Drainage Improve & Rep									44	44
1XTK62	James Hall - Replace Heat Exchanger						(79,550)		23,445	62,500	6,395
1XTK64	Minor Roofing Repairs and Repl								(14,170)	14,170	-
1XTK65	Kingman Main Lab -Install Generator									1,680	1,680
1XTK66	Kingsbury - RM W387 Bal Air Handler								(12,600)	12,600	-
1XTK69	BAS Upgrades						(32,846)			34,231	1,385
1XTK70	Stoke - Registrar's Offices Renov						(51,200)			59,960	8,760
1XTK71	10 Pettee Brook Addt Lease Fit Out						(74,673)			76,140	1,467
1XTK72	Dimond Library-Rm 221 Renovation						(90,753)		(23,630)	114,382	(1)
1XTK73	CSDC- Roof and Misc Repairs						(332,627)		200,000	147,442	14,815
1XTK74	Whittemore - Dehumidification Sys						(938,507)		1,097,000	-	158,493
1XTK75	Elliott Alumni - Boiler Replacement				8,074		(134,799)			167,164	40,439
1XTK76	MUB - Strafford Room Chillers-AHU's						(202,341)		114,001	88,340	-
1XTK77	11 Brook Way Decommissioning						(102,783)		102,151	632	-
1XTK78	Huddleston Hall - Roof Replacement									26,219	26,219
1XTK79	Rudman Hall - Replace ARO Autoclave						(153,849)		171,000	3,000	20,151
1XTK80	Parking Lot Pay & Display Installs									380	380
1XTK81	Gregg - Move AC from Rm 420 to 437									613	613
1XTK82	9 Madbury Rd Lease - PIRC Fit-Up						(93,333)			181,902	88,569
1XTK84	FAMIS Replacement								500,000	1,500,000	2,000,000
1XTK86	Kendall - Nutrition Assessment Upgr						(13,750)		(456)	14,206	-
1XTK87	Registrar's Classrooms ADA Seating								(513)	513	-
1XTK89	Parsons - Rm S128 Ammonia Gas Sys						(1,778)			9,015	7,237
1XTK90	Philbrook - Kitchen Modifications						(1,065,963)		3,151,965	91,034	2,177,036
1XTK93	NEC Flood Damage Repairs								(2,045)	2,045	-
1XTK94	MUB Bookstore Flood Repairs						(12,199)		(806)	13,005	-
1XTK96	Utility Distr-Gregg & Ritzman Sewer						(120,010)		28,454	91,556	-
1XTK97	Electric Grid - Upgrade Circuit 11						(38,163)		(12,011)	50,174	-
1XTK99	College Brook Culvert Repair						(116,265)		730,000	217	613,952
1XTL00	MacFarlane GreenHse - Misc Rep & Up						(4,365)		4,365	-	-
1XTL01	Campus Security Cameras									850	850
1XTL02	Nesmith Hall - Phone-a-thon Fit Out						(90,254)		6,196	84,059	1
1XTL03	PCAC - Domestic Hot Water Heater						(47,989)		45,686	2,303	-

UNIVERSITY OF NEW HAMPSHIRE DURHAM
DETAILED SCHEDULE OF REVENUES, EXPENSES, AND TRANSFERS
FOR THE YEAR ENDED JUNE 30, 2019

Fund	Fund Title	Net Student Tuition	Grant Revenue¹	Auxiliary Revenue	Appropriations & Other Revenue	Employee Compensation	Supplies and Services	Other Expenses	Transfers In/(Out)	Beginning Fund Balance 06/30/2018	Ending Fund Balance 06/30/2019
1XTL04	Rudman - Steam Domestic HW Exch								(50)	50	-
1XTL07	UNHM-Bio-manufacturing Innov Ctr						(1,670,323)		1,670,323	-	-
1XTL08	Horton Hall -1st Floor Reno Phase 2						(860,544)		(530,342)	1,390,886	-
1XTL09	MUB - Driveway & Sidewalk						(129,970)		175,400	8,741	54,171
1XTL10	Philbrook - Fire Alarm Upgrades						(121,002)		(15,806)	136,807	(1)
1XTL11	Pettee - Rm G18 Mold Remediation						(22,535)		(555)	23,090	-
1XTL12	Northwest Heat Plant						(1,610,494)		1,831,585	5,752	226,843
1XTL13	Gregg Hall - Misc Repairs & Upgrade						(4,623)		6,008	-	1,385
1XTL14	Hewitt Hall - Rm G02 Renovations						(26,618)		259,973	14,350	247,705
1XTL17	Jackson Lab - Autoclave Replacement						(17,194)		16,777	417	-
1XTL18	Forest Park 25 26 27- Apt 252 Renov								(1,699)	1,699	-
1XTL19	Parsons - N104 & N108 Renovations						(41,925)		75,000	100	33,175
1XTL21	Health Serv - Fire Alarm Upgrade								(3,150)	3,150	-
1XTL22	PCAC - Bratton ADA Access						(85,882)		88,800	2,249	5,167
1XTL27	Telecom Center - Addition and Renov								260,000	9,050	269,050
1XTL28	T-Hall - Graduate Student Center						(36,834)			40,000	3,166
1XTL29	James Hall - AHU-3 Repair									1,920	1,920
1XTL30	Stoke - BSC Exterior Wall Repairs									13,778	13,778
1XTL31	South Drive Connection						(194,998)		210,000	-	15,002
1XTL32	Parsons - Chilled Water System Rep						(137,836)		153,000	3,250	18,414
1XTL33	MUB - Strafford Room Floor Repair						(75,440)		38,268	37,173	1
1XTL34	T-Hall Card Access-Security Camera						(8,054)			14,691	6,637
1XTL35	Murkland Hall Exterior Painting						(4,533)		4,322	211	-
1XTL36	NH Hall Window Repl - Ext Painting						(9,070)		9,070	-	-
1XTL37	Dimond Libr Main Lobby Int Painting						(4,318)		3,620	698	-
1XTL38	Marine Facility - Fire Restoration						(38,556)		39,997	14,844	16,285
1XTL39	Main St - Fencing Railway Bridge						(19,917)		(5,083)	25,000	-
1XTL40	CHP - Siemens Core Replacement						(46,125)		8,523	37,600	(2)
1XTL41	Nesmith - Improvements to G17-G26						(210,272)		(28,822)	241,449	2,355
1XTL42	President's House Int-Ext Repairs						(65,537)		21,674	43,917	54
1XTL44	Chase Ocean Eng - Misc Repairs						(260)		(194)	454	-
1XTL45	Whittemore Center - Misc Repairs						(93,368)		69,103	24,265	-
1XTL46	Fairchild - Site Stairs						(19,530)		(3,500)	27,755	4,725
1XTL47	Morse Hall Security Upgrades						(99,263)			130,000	30,737
1XTL48	Dining Bldgs - Digital Menu Boards						(82,794)			86,193	3,399
1XTL49	Shoals Marine Lab Expansion						(16,420)		16,420	-	-
1XTL50	Nesmith - Relocate Upward & Talent						(74,842)		(25,158)	100,000	-
1XTL51	Stoke - High Voltage Replacement						(702,232)		625,000	77,460	228
1XTL52	Field House - Womens Locker Rm Upgr						(21,000)		(9,000)	30,000	-
1XTL53	MacFarlane Greenhouse Renovations						(73,500)		2,000,000	12,150	1,938,650
1XTL54	Taylor Hall - Misc Repairs & Upg						(6,170)		7,931	-	1,761
1XTL55	Hamel Rec - Misc Repairs & Upgrades						(9,000)		9,000	-	-
1XTL56	Kendall Hall Levels 3-5 Repurposing						(112,902)		3,200,000	-	3,087,098
1XTL57	Nesmith Hall - G00CRA Modifications						(68,254)		68,254	-	-
1XTL58	MacFarlane Greenhouse HVAC Repl						(72,152)		78,000	-	5,848
1XTL59	Field House - Renovate Rms 222&224						(17,936)		17,936	-	-
1XTL60	Major Capital Projects Reserve								6,470,000	1,000,000	7,470,000
1XTL61	MUB - Replace West Bridge & Stairs						(48,145)		48,145	-	-
1XTL62	Elliott Alumni - Chiller Mods&Upgr						(31,600)		47,600	-	16,000
1XTL63	Campus Tree Removal						(10,204)		11,000	-	796
1XTL64	McLaughlin Hall - Fire Alarm Replac						(58,555)		209,800	-	151,245
1XTL65	Zais Hall - Rm 205 Replace Carpet						(11,833)		11,833	-	-
1XTL66	MUB - Barber Shop RM 202						(3,000)		3,000	-	-
1XTL67	Whittemore - Rink Reduction Study						(19,873)		19,873	-	-
1XTL68	Hewitt - Fire Alarm Replacement						(205,403)		235,000	-	29,597
1XTL69	Morse Hall - Rm 329 Lab Renovation						(68,496)		193,750	-	125,254
1XTL70	Philbrook - Cafe Equipment Reorg						(26,150)		27,000	-	850

UNIVERSITY OF NEW HAMPSHIRE DURHAM
DETAILED SCHEDULE OF REVENUES, EXPENSES, AND TRANSFERS
FOR THE YEAR ENDED JUNE 30, 2019

Fund	Fund Title	Net Student Tuition	Grant Revenue¹	Auxiliary Revenue	Appropriations & Other Revenue	Employee Compensation	Supplies and Services	Other Expenses	Transfers In/(Out)	Beginning Fund Balance 06/30/2018	Ending Fund Balance 06/30/2019
1XTL71	Rudman Level G Instr Supp Expan						(204,673)		247,100	-	42,427
1XTL72	Telecom - Generator Docking Station						(60,302)		60,302	-	-
1XTL73	McConnell Hall - Rm 458 Renovation						(29,681)		29,681	-	-
1XTL74	Welcome Center Planning Study						(54,021)		54,021	-	-
1XTL75	Library Storage - Structural Review						(5,183)		5,183	-	-
1XTL76	Campus Salt Inhibitor Application						(8,050)		30,000	-	21,950
1XTL77	Spaulding Rm 234 Floor Abatement						(2,383)		2,383	-	-
1XTL78	Kingsbury N Corridor Tile Floor Rep						(5,022)		5,022	-	-
1XTL79	Taylor Hall Flood Repairs-Abatement						(51,474)		51,474	-	-
1XTL80	Morse HVAC Unit Repl-Envelope Rep						(41,588)		41,588	-	-
1XTL81	Nesmith - G16 Flood Restoration						(40,154)		40,154	-	-
1XTL82	HHW Repl HWSL0148 to HWRL0148						(188,224)		188,224	-	-
1XTL83	Morrill - G02,G04,G08 Flooring Repl						(111,597)		111,597	-	-
1XTL84	PCAC -1st fl Music Wing Restoration						(243,553)		250,000	-	6,447
1XTL85	Morse Hall HVAC Evaluation						(39,756)		75,000	-	35,244
1XTL86	Aquaculture Lab Bldg System Repp						(3,261)		3,261	-	-
1XTL87	Main St Water Main-NH Hall-Congreve						(15,000)		25,000	-	10,000
1XTL88	Hewitt-Telecom-Rudman Courtyd Study						(7,318)		8,000	-	682
1XTL89	Dimond - Room 402 Replace Flooring						(46,033)		65,000	-	18,967
1XTL90	1 Leavitt Lane - Card Access						(11,670)		13,193	-	1,523
1XTL91	Train Station - Misc Repairs & Upgr						(3,166)		3,166	-	-
1XTL92	Dimond - Structural Study of Floors						(10,000)		10,000	-	-
1XTL93	Mills Hall - Replace Cooling Tower						(808,882)		926,832	-	117,950
1XTL94	Rudman Absorber Leak Det-Repairs						(39,227)		39,227	-	-
1XTL95	Horton Hall - G04 Classroom AC						(23,500)		729,700	-	706,200
1XTL96	Forest Park Decommissioning						(180,637)		437,500	-	256,863
1XTL97	Murkland Hall - Misc Repairs & Upgr						(500)		500	-	-
1XTL98	Taylor Hall - Drainage Installation						(97,860)		101,054	-	3,194
1XTL99	PCAC- Art Museum Wall Replacements						(62,573)		62,573	-	-
1XTM00	Whittemore - Drainage Swales Recons						(117,004)		117,004	-	-
1XTM01	Field House - Repave West Parking						(17,597)		30,000	-	12,403
1XTM02	Parking Lot E1 Repaving						(14,095)		187,110	-	173,015
1XTM03	NH Hall - Rm 300ZPA Mezzanine Mods						(31,106)		42,100	-	10,994
1XTM04	PCAC - Drainage Installation						(76,781)		84,000	-	7,219
1XTM05	Main St - Crosswalk Design & Coring						(2,806)		4,395	-	1,589
1XTM06	EAC - Patio Egress Stair						(2,596)		6,000	-	3,404
1XTM07	PCAC - Update Life Safety Report						(2,972)		4,500	-	1,528
1XTM08	Holloway Conf Area Carpeting Repl						(238)		15,000	-	14,762
1XTM09	Utility Distr Realign Sub Station 1						(2,959)		500,000	-	497,041
1XTM10	Stoke Hall - Card Access						(6,240)		6,540	-	300
1XTM11	Campus Steam Trap Monitoring System				30,717		(40,823)		10,106	-	-
1XTM12	MUB - Strafford Rm Exterior Egress						(23,529)		131,312	-	107,783
1XTM13	Campus Dual-Temp Interconnection						(4,180)		150,000	-	145,820
1XTM14	Elliott Alumni - Rm 102 Renovation						(48,382)		53,155	-	4,773
1XTM15	Paul College - HVAC Repairs						(43,376)		43,376	-	-
1XTM16	District System Heat Exch Cleaning						(69,898)		75,000	-	5,102
1XTM17	Morrill - Drainage Installation						(2,557)		6,250	-	3,693
1XTM18	Kingsbury -S100STB Stair Tread Repl						(42,286)		42,286	-	-
1XTM19	Congreve Hall - Slate Roof Repairs						(20,158)		20,158	-	-
1XTM20	121 Tech Dr - Fume Hood SW101						(24,180)		27,300	-	3,120
1XTM21	Wildcatessen Courtyard Reconstr						(10,500)		10,500	-	-
1XTM22	Fish Hatchery - Misc Repairs & Upgr						(6,875)		7,563	-	688
1XTM23	T-Hall Finance and Planning Offices						(16,182)		169,500	-	153,318
1XTM24	Mills to Fairchild Repl Condensate						(86,570)		87,000	-	430
1XTM25	Holloway Retro-Commissioning Repair						(39,553)		90,000	-	50,447
1XTM26	Wildcat Stadium - HVAC Repairs						(6,980)		6,980	-	-
1XTM27	10 West Edge - Roof Replacement						(18,550)		23,550	-	5,000

UNIVERSITY OF NEW HAMPSHIRE DURHAM
DETAILED SCHEDULE OF REVENUES, EXPENSES, AND TRANSFERS
FOR THE YEAR ENDED JUNE 30, 2019

Fund	Fund Title	Net Student Tuition	Grant Revenue¹	Auxiliary Revenue	Appropriations & Other Revenue	Employee Compensation	Supplies and Services	Other Expenses	Transfers In/(Out)	Beginning Fund Balance 06/30/2018	Ending Fund Balance 06/30/2019
1XTM28	Paul College - Entrance Grate Rep						(21,571)		25,000	-	3,429
1XTM29	Academic Way Improvements-Mods.						(18,805)		100,000	-	81,195
1XTM30	T-Hall - G01A Testing Center						(66,694)		136,488	-	69,794
1XTM33	Field Hse Football Locker Room II				430,578		(430,578)			-	-
1XTM34	O'Kane Road Reconstruction						(50,450)		50,450	-	-
1XTM37	Dimond - South Wall Masonry Repoint						(165,136)		166,000	-	864
1XTM38	Tennis Court Renovation						(20,700)		27,700	-	7,000
1XTM39	Field House - 1st Floor AC Install						(36,360)		800,000	-	763,640
1XTM40	Stoke - Business in Practice Renov						(178,611)		205,000	-	26,389
1XTM41	TSAS Campus Master Planning						(20,035)		30,000	-	9,965
1XTM42	Hood House - Attic Access Mods						(6,900)		33,000	-	26,100
1XTM43	T-Hall - Attic and Roof Access Mods						(14,500)		65,000	-	50,500
1XTM44	Field House - Indoor Access Mods						(21,637)		22,100	-	463
1XTM45	Service Bldg Art Dept Spray Booth						(62,439)		110,820	-	48,381
1XTM46	Active Learning Classroom Improv						(18,957)		150,000	-	131,043
1XTM47	MUB Hillside Stair-West Side								30,000	-	30,000
1XTM48	Murkland - COLA BSC Relocation								79,000	-	79,000
1XTM49	Dimond - Major Chiller Repairs						(20,800)		60,780	-	39,980
1XTM50	Adams Tower - New Boiler Install						(851,436)		1,500,684	-	649,248
1XTM51	T-Hall - Replace Elevator Cylinder						(1,360)		1,360	-	-
1XTM52	MUB - Replace Radiator Heating								20,000	-	20,000
1XTM53	Kingsbury - North Wall Repairs						(59,920)		61,274	-	1,354
1XTM54	Health Science Facilities Study						(61,201)		61,201	-	-
1XTM55	Morse - Elev NHE 1997 and 1998 Upgr						(1,660)		1,660	-	-
1XTM56	Morse - Telecom Closet Construction						(33,998)		35,000	-	1,002
1XTM57	Philbrook Hall - Boiler Replacement						(139,412)		238,164	-	98,752
1XTM58	Co-Gen Plant- Power Factor Correct						(23,705)		43,100	-	19,395
1XTM59	MUB -Granite Square Mailbox Removal						(28,398)		29,478	-	1,080
1XTM60	Holloway - DD Exhaust and Cooling						(45,773)		54,000	-	8,227
1XTM61	Gables A,B,C - Replace Transformers								95,000	-	95,000
1XTM63	Zais Hall - Room 101 Flooring Repl						(12,806)		60,000	-	47,194
1XTM64	Chase Ocean Eng - Rm 121 Renovation						(47,615)		56,000	-	8,385
1XTM65	Campus Envelope and Interior Paint						(12,008)		20,000	-	7,992
1XTM66	Field House - UV Filter Replacement						(7,875)		120,000	-	112,125
1XTM67	Pettee Hall - Interior Lobby Paint						(9,190)		9,190	-	-
1XTM68	Library Way Utility Tunnel Reconstr						(310,095)		311,500	-	1,405
1XTM69	Health & Wellness - 2nd Fl Upgrades						(9,200)		63,000	-	53,800
1XTM70	PCAC Rm A203 Art Lab Improv						(21,655)		42,300	-	20,645
1XTM71	Campus - Space Planning Studies								32,700	-	32,700
1XTM73	1 Leavitt Ln Upgr Paint and Carpet						(87,579)		93,000	-	5,421
1XTM74	Huddleston - 307, 308 Carpet Repl								15,500	-	15,500
1XTM75	Main Street Paving-Catch Basins						(89,140)		89,140	-	-
1XTM76	Rudman - Micro Labs Drying Oven						(8,050)		8,050	-	-
1XTM77	Perpetuity - Replace Shingle Roof						(21,520)		21,520	-	-
1XTM78	Wolff House - Foundation Repointing						(5,300)		5,300	-	-
1XTM79	NH Hall - Water Infiltration Gnd Fl								20,000	-	20,000
1XTM80	Morrill Hall - Programming Study						(17,280)		75,000	-	57,720
1XTM81	Kingsbury - Rm N207 Exhaust Fan						(5,082)		5,082	-	-
1XTM82	6 Leavitt - Electrical Service Repl						(80,063)		80,063	-	-
1XTM83	Equine Facilities Planning Study						(9,000)		19,600	-	10,600
1XTM85	President's House - Solarium Renov						(82,574)		86,900	-	4,326
1XTM86	Dimond - Special Collections Upgr						(14,320)		26,186	-	11,866
1XTM87	Huddleston Hall - Slate Roof Repair								39,596	-	39,596
1XTM88	Parsons Hall - SmartStack								50,000	-	50,000
1XTM89	PCAC -Indoor Air Quality Assessment						(17,319)		17,326	-	7
1XTM90	Main St - Crosswalk Replacements						(103,885)		103,885	-	-
1XTM91	Smith Hall - Exterior Painting								24,975	-	24,975

UNIVERSITY OF NEW HAMPSHIRE DURHAM
DETAILED SCHEDULE OF REVENUES, EXPENSES, AND TRANSFERS
FOR THE YEAR ENDED JUNE 30, 2019

Fund	Fund Title	Net Student Tuition	Grant Revenue¹	Auxiliary Revenue	Appropriations & Other Revenue	Employee Compensation	Supplies and Services	Other Expenses	Transfers In/(Out)	Beginning Fund Balance 06/30/2018	Ending Fund Balance 06/30/2019
1XTM92	Woodman Barn - Foundation Repair						(3,962)		6,900	-	2,938
1XTM93	Elliott Alumni Center - 1925 Room						(1,563)		13,250	-	11,687
1XTM94	PCAC-Museum Track Lighting-Receipt								51,995	-	51,995
1XTM95	MUB - Granite State Rm Chiller Repl								18,500	-	18,500
1XTM96	Assist Eversource Transmission Line				76,296		(76,296)			-	-
1XTM97	PCAC Johnson Theatre Modernization								30,000	-	30,000
1XTM98	PCAC Planning								100,000	-	100,000
1XTM99	Rudman Vivarium Upgrades-Phase 2								100,000	-	100,000
1XTN00	Barton-Cole-Putnam Relocation Costs						(3,153)		100,000	-	96,847
1XTN01	T-Hall - G302 Conference Room								7,100	-	7,100
1XTN04	Parsons Hall - Doorway Replacement								17,500	-	17,500
1XTN08	Wildcat Stadium - Victory Club TV								8,354	-	8,354
1XTN09	Field Hse Relocate Spec Events Pwr								30,000	-	30,000
1XTN10	Morse Hall - Rm 332 Renovation						(70)			-	(70)
1XTN12	Wildcat Stadium - Misc Repairs								10,213	-	10,213
1XTN13	Utility Distr New Sub Station 4								334,388	-	334,388
1XTN14	Utility Distr Upgrade Sub Station 2								92,612	-	92,612
1XTOMR	Operations & Maintenance R&R Reserve				7,567		(285,207)		502,768	973,090	1,198,218
	TOTAL PLANT FUNDS	-	-	-	3,866,234	(139,419)	(11,037,472)	(53,182,162)	96,168,748	546,302,524	581,978,453
TOTAL UNIVERSITY OF NEW HAMPSHIRE - DURHAM		\$ 217,632,099	132,201,716	149,107,945	115,232,461	(360,600,965)	(146,626,124)	(60,821,940)	739,262	788,215,870	835,080,324

¹ Grant Revenue includes Federal Pell Grants (when applicable) which is shown in nonoperating revenues/expenses on the summary statement of revenues, expenses, and changes in net position

² Beginning net position restated to reflect the impact of adoption of GASB 83 related to asset retirement obligations

UNIVERSITY OF NEW HAMPSHIRE AT MANCHESTER
DETAILED SCHEDULE OF REVENUES, EXPENSES, AND TRANSFERS
FOR THE YEAR ENDED JUNE 30, 2019

Fund	Fund Title	Net Student Tuition	Grant Revenue ¹	Auxiliary Revenue	Appropriations & Other Revenue	Employee Compensation	Supplies and Services	Other Expenses	Transfers In/(Out)	Beginning Fund Balance 06/30/2018	Ending Fund Balance 06/30/2019
<u>GENERAL OPERATING & OTHER RESTRICTED FUNDS</u>											
1UM050	UNHM Education and General	\$ 9,971,787	96,055		2,641,465	(11,223,016)	(5,677,520)	(122,049)	(666,708)	(14,855,468)	(19,835,454)
1UMADJ	UNHM Unrestricted Adjustments						2,558		(2,558)	-	-
1WM106	Other Postemployment Bnft (OPEB)					84,377				(1,462,561)	(1,378,184)
TOTAL GENERAL OPERATING & OTHER UNRESTRICTED FUNDS		9,971,787	96,055	-	2,641,465	(11,138,639)	(5,674,962)	(122,049)	(669,266)	(16,318,029)	(21,213,638)
<u>INTERNALLY DESIGNATED</u>											
1DM3EE	UNHM Student Activities	105,300			4,162	(33,241)	(63,200)			-	13,021
1DM3FX	Alumni									291	291
1DM3MD	Dean's Discretionary Fund						(3,182)		5,000	1,065	2,883
1DMDEV	Developmental Education Fund									-	-
1DMDMC	Design-Make-Code									1,882	1,882
1DMDSC	Discovery Dialog									-	-
1DMDS1	PI Daniel Seichepine						(854)		854	-	-
1DMESP	Engagement STEM Partnerships									7,027	7,027
1DMETC	Emerging Technology Center									-	-
1DMGPO	UNHM Quasi Endowment Payout Fund				66,298		(27,884)		(48,107)	9,693	-
1DMINT	Sign Lang Club						(135)		(15,000)	16,225	1,090
1DMITR	IT Reserve									1,364	1,364
1DMJC1	PI John Cerullo									1	1
1DMJK1	PI Jeffrey Klenotic									401	401
1DMJS1	PI John Sparrow									61	61
1DMKJ1	PI Karen Jin									1,500	1,500
1DMKK1	PI Fund Kelly Kilcrease									4,000	4,000
1DMKM1	PI Kyle Maclea								1,963	100	2,063
1DMMS1	PI Mihaela Sabin						(6,684)		4,773	3,764	1,853
1DMNM1	PI Nicholas Mian								5	500	505
1DMOUT	Outreach Scholarship Grants									683	683
1DMRM1	PI Robert Macieski								(2,838)	2,838	-
1DMSDL	STEM Discovery Lab				6,025	(94,803)	(13,935)		100,266	2,447	-
1DMSPR	PI Sarah Prescott									1,210	1,210
1DMSTE	STEM Evaluation									7,075	7,075
1DMSTP	UNHM Strategic Planning (Huron)								2,837	287	3,124
TOTAL INTERNALLY DESIGNATED		105,300	-	-	76,485	(128,044)	(115,874)	-	49,753	62,414	50,034
<u>AUXILIARY</u>											
1AM005	UNHM Housing			193,692			(305,490)	(19,252)	131,050	-	-
TOTAL AUXILIARY		-	-	193,692	-	-	(305,490)	(19,252)	131,050	-	-
<u>RESTRICTED GIFTS & ENDOWMENT INCOME</u>											
1GM002	Friendship Fund				48					939	987
1GM003	NH INS Womens Leag Scholarship									11	11
1GM004	Harry P. Makris Memorial Scholars	(750)			477					1,335	1,062
1GM006	UNHM Unrestricted Contributions	(650)			4,111		(859)		1,189	13,867	17,658
1GM008	Eaton Fdn End For Comms				1,906					(1)	1,905
1GM009	UNHM Smyth Inst Award				3,150		(2,820)			2,204	2,534
1GM010	Barnes & Noble Scholarship Fund	(15,935)			12,275				618	14,301	11,259
1GM011	UMNM Library Gift Account				750					7,099	7,849
1GM012	UNHM Library and Technical Fund				100					-	100
1GM013	UNHM Scholarship Fund									1,451	1,451
1GM014	Lewis Knight Scholarship Fund				956					5,924	6,880
1GM015	Eng Tech									1,735	1,735
1GM016	STEM Gift Fund				47,240	(2,968)	(6,752)			11,240	48,760
1GM017	Syrian Lebanese Collection									4,479	4,479
1GM018	Sidore Lecture Series				2,500		(1,882)			(3)	615
1GM020	Sign Lang & Interpreting Gift Fund				300		(6,817)		15,000	1,937	10,420
1GM024	The Karol LaCroix Award									15	15

UNIVERSITY OF NEW HAMPSHIRE AT MANCHESTER
DETAILED SCHEDULE OF REVENUES, EXPENSES, AND TRANSFERS
FOR THE YEAR ENDED JUNE 30, 2019

Fund	Fund Title	Net Student Tuition	Grant Revenue¹	Auxiliary Revenue	Appropriations & Other Revenue	Employee Compensation	Supplies and Services	Other Expenses	Transfers In/(Out)	Beginning Fund Balance 06/30/2018	Ending Fund Balance 06/30/2019
1GM025	Richard Freed Student Enrichment Fu									5,915	5,915
1GM026	Study Away Scholarship Fund	(8,000)			152				264	19,351	11,767
1GM027	EXCELL Program Gift Fund				25,000		(43)			2,931	27,888
1GM028	Emerging Technology Center Fund									862	862
1GM029	Engineering Tech. Capstone Project						(90)			12,119	12,029
1GM131	Agnes M. Lindsay STEM Fellowship					(1,924)	(1,930)			8,102	4,248
1GM132	HP 1st Generation Term Scholarship	(2,500)			2,500					2,500	2,500
1GM133	James Diamantis Scolarship Fund				842					441	1,283
1GM134	UNH Manchester Student Activities									200	200
1GM137	Millyard Scholars at UNH Manchester				15,000					-	15,000
1GMESP	Engagement STEM Partnerships				(23,520)					39,955	16,435
1GMWIT	Women in Information Technology				6,001	(1,301)	(3,609)			11,604	12,695
	TOTAL RESTRICTED GIFTS & ENDOWMENT INCOME	(27,835)	-	-	99,788	(6,193)	(24,802)	-	17,071	170,513	228,542
	<u>SPONSORED RESEARCH & PROGRAMS</u>										
147747	Rooftop Snow Measurement Syst									-	-
14B989	Education & Workforce Develope	5,571	145,816			(104,770)	(46,617)			-	-
14B990	BioFabUSA Biomanufacturing	(1,925)	24,554			(16,259)	(6,370)			-	-
14NJ12	Campuses for Environmental Sus		3,397			(1,897)	(1,500)			-	-
14NJ30	Behavioral Health Careers		3,346			(909)	(2,437)			-	-
14NJ57	4-H Design-Make-Code		9,091			(5,005)	(4,086)			-	-
14UB67	NH Computing Ed Landscape		6,380			(4,239)	(2,141)			-	-
14UC41	NH-INBRE Yeast Prion Biology									-	-
14UD31	Parkinson's Disease Subtype		53,823			(31,108)	(22,715)			-	-
14UD34	NH-INBRE Pancreatic Cancer		70,034			(16,501)	(53,533)			-	-
14UD35	Sup35 Prion Propogation		51,283			(17,634)	(33,649)			-	-
14UD38	NH-INBRE Yeast Prion Biology		101,373			(18,164)	(83,209)			-	-
14ZADM	UNHM P1 Adjustments						44,782		(44,782)	-	-
14ZUNM	Restricted Rev Adjustment- UNHM									-	-
15CB36	Cost Share BioFabUSA	(10,750)				(16,648)	(5,214)		32,612	-	-
15CB37	Cost Share Education & Workforce					(104,770)	(46,617)		151,557	-	170
197009	Emergency Management SoTL		1,500				(1,500)			-	-
	TOTAL SPONSORED RESEARCH & PROGRAMS	(7,104)	470,597	-	-	(337,904)	(264,806)	-	139,387	-	170
	<u>ENDOWMENT & SIMILAR FUNDS</u>										
1QM001	UNHM Scholarship Fund				178					19,570	19,748
1QM002	UNHM Quasi Endowment Fund				16,262					1,784,217	1,800,479
1QM003	Lewis Knight Scholarship fund				235					25,728	25,963
1TM001	Richard Eaton Foundation				468					51,298	51,766
1TM002	Harry P. Makris Memorial Scholars				117					12,830	12,947
1TM003	Mvc Scholarship				12					1,301	1,313
	TOTAL ENDOWMENT & SIMILAR FUNDS	-	-	-	17,272	-	-	-	-	1,894,944	1,912,216
	<u>PLANT FUNDS</u>										
1NM001	UNHM Net Invested in Plant							(885,523)	79,092	3,218,794	2,412,363
1NM002	UNHM Equipment							(22,206)	47,340	87,894	113,028
1XM005	Comm Arts Equipment Reserve									10	10
1XM006	Library Equipment Reservet									129	129
1XM007	UNHM Unexpended R&R General						(33,930)		54,000	355	20,425
1XM008	UNHM Computer Lab Equip Replac						(1,349)		25,647	1,638	25,936
1XMADJ	UNHM Unexpended Plant Adjustments						(3,546)		3,546	-	-
	TOTAL PLANT FUNDS	-	-	-	-	-	(38,825)	(907,729)	209,625	3,308,820	2,571,891
TOTAL UNIVERSITY OF NEW HAMPSHIRE AT MANCHESTER		10,042,148	566,652	193,692	2,835,010	(11,610,780)	(6,424,759)	(1,049,030)	(122,380)	(10,881,338)	(16,450,785)

¹ Grant Revenue includes Federal Pell Grants (when applicable) which is shown in nonoperating revenues/expenses on the summary statement of revenues, expenses, and changes in net position

UNIVERSITY OF NEW HAMPSHIRE SCHOOL OF LAW
DETAILED SCHEDULE OF REVENUES, EXPENSES, AND TRANSFERS
FOR THE YEAR ENDED JUNE 30, 2019

Fund	Fund Title	Net Student Tuition	Grant Revenue¹	Auxiliary Revenue	Appropriations & Other Revenue	Employee Compensation	Supplies and Services	Other Expenses	Transfers In/(Out)	Beginning Fund Balance 06/30/2018	Ending Fund Balance 06/30/2019
<u>GENERAL OPERATING & OTHER RESTRICTED FUNDS</u>											
1UH000	UNH Law Educational & General	\$ 3,966,182			260,388	(7,872,824)	(2,129,833)		589,404	(22,600,821)	(27,787,504)
1UHADJ	UNH Law Unrestricted Adjustments						22,186		(22,186)	-	-
	TOTAL GENERAL OPERATING & OTHER UNRESTRICTED FUNDS	3,966,182	-	-	260,388	(7,872,824)	(2,107,647)	-	567,218	(22,600,821)	(27,787,504)
<u>INTERNALLY DESIGNATED</u>											
1DH101	UNHL Clinic Improvements				5,744		(3,840)			-	1,904
1DH310	UNHL Dean's Discretionary Fund						(3,738)		4,000	-	262
1DH321	UNHL Strategic Reserve Allotments					(56,545)	(387,718)		328,588	115,675	-
1DH430	UNHL - Craig Fellowships				11,100	(10,462)				1,944	2,582
1DH450	International Recruitment-Law						(22,171)		85,000	-	62,829
1DH500	UNHL Operations Quasi Endow Payout				711,745				(711,745)	-	-
1DH832	UNHL SBA	26,450			7,670		(38,592)			20,002	15,530
1DH921	UNHL Employee Benefits Pool Fund								(381,468)	1,225,190	843,722
1DHWIP	WIPO-Franklin Pierce IP Summer Inst									49,383	49,383
	TOTAL INTERNALLY DESIGNATED	26,450	-	-	736,259	(67,007)	(456,059)	-	(675,625)	1,412,194	976,212
<u>AUXILIARY</u>											
1AH301	UNHL Auxiliary Rental Operations			51,174			(25,854)	(17,344)		139,783	147,759
	TOTAL AUXILIARY	-	-	51,174	-	-	(25,854)	(17,344)	-	139,783	147,759
<u>RESTRICTED GIFTS & ENDOWMENT INCOME</u>											
1GH101	Robert J. Dole Veteran Fellowship	(16,050)			1,725					53,934	39,609
1GH201	Daniel Webster Scholars Program				225					21,828	22,053
1GH202	F. Pierce Ctr for Intel Prop Gifts				38,129	(62,921)			150	50,008	25,366
1GH203	UNHL Library Operating Gift Fund				750					318	1,068
1GH204	Social Justice Institute Gift Fund									1,893	1,893
1GH205	Clinics Operating Gift Fund						(9,556)			19,660	10,104
1GH206	UNH Law - Rudman Fellows Program				41,245					8,000	49,245
1GH207	UNHL Loan Repay Assistance Fund				475				31	1,045	1,551
1GH208	UNH Law School Annual Fund				78,084	(667)	(32,325)		559	45,172	90,823
1GH209	UNHL Distinguished Alum Schol Fund									2,500	2,500
1GH20B	UNHL Financial Aid Gifts	(1,520)			4,959					520	3,959
1GH20D	UNHL Admissions Gifts	(200)			100					100	-
1GH212	Justice and Journalism Fund						(4,971)			28,131	23,160
1GH213	Sports & Entertainment Gift Fund				150	(17,886)	(2,029)			34,925	15,160
1GH411	UNHL General Schol Payout Fund	(2,900)			2,905					-	5
1GH412	Baer Family Patent Schol Payout Fd	(1,464)			1,464					-	-
1GH413	Stanley M. Brown Schol Payout Fund	(1,959)			1,959					-	-
1GH414	UNHL Fac & Staff Schol Payout Fund	(1,330)			1,331					172	173
1GH415	Bruce E. Friedman Schol Payout Fund	(3,251)			3,251					-	-
1GH416	Winnie McLaughlin Schol Payout Fund	(4,874)			4,874					-	-
1GH417	UNHL Sch for Minorities Payout Fund	(2,500)			2,500					-	-
1GH418	Robert J. O'Connell Sch Payout Fund	(3,095)			3,095					548	548
1GH419	Doris Monroe Rapee Sch Payout Fund	(1,148)			1,148					10	10
1GH422	Slutsky Family Schol Payout Fund				366				(1,310)	2,254	1,310
1GH423	Gordon & Nancy Smith Sch Payout Fd	(2,260)			2,260					5,170	5,170
1GH424	Douglas Wood Chairman Sch Payout Fd	(36,794)			36,794					-	-
1GH442	Elder Law&Patient Rights Fellowship				2,339				(6,204)	10,070	6,205
1GH443	Robert M. Viles Fellowshp Payout Fd				5,671					18,022	23,693
1GH461	Nedved Commence Award Payout Fund				1,000		(1,000)			-	-
1GH462	Yacos Prize Payout Fund				1,847		(1,000)			5,381	6,228
1GH475	Wayne B. Hersher Graduation Award				1,256		(1,430)			174	-
1GH481	Goulder Endowed Chair Payout Fund				48,124	(49,000)				994	118
1GH500	UNHL Operations Quasi Payout Fund				414,879		(116,176)	(286,696)		-	12,007
1GH511	Rudman Center Payout Fund				39,198	(190)	(9,102)			11,129	41,035
1GH520	UNHL Operations Endowment Payout	(1,276)			2,124					-	848

UNIVERSITY OF NEW HAMPSHIRE SCHOOL OF LAW
DETAILED SCHEDULE OF REVENUES, EXPENSES, AND TRANSFERS
FOR THE YEAR ENDED JUNE 30, 2019

Fund	Fund Title	Net Student Tuition	Grant Revenue¹	Auxiliary Revenue	Appropriations & Other Revenue	Employee Compensation	Supplies and Services	Other Expenses	Transfers In/(Out)	Beginning Fund Balance 06/30/2018	Ending Fund Balance 06/30/2019
1GH522	Alison Curelop Series in Ethics				18,394		(1,009)			30,000	47,385
1GH523	Andy Brown '06 Scholarship Fund									22,500	22,500
1GH527	UNH Law Alumni Networking Events				13,775		(13,775)			-	-
1GH528	Minhas Alumni Engagement & Developm				40,863					-	40,863
1GH529	UNHLScholarship-Intern'tl Students				5,000					-	5,000
	TOTAL RESTRICTED GIFTS & ENDOWMENT INCOME	(80,621)	-	-	822,259	(130,664)	(192,373)	(286,696)	(6,774)	374,458	499,589
	<u>SPONSORED RESEARCH & PROGRAMS</u>										
14NE23	Peterson Grant	(47,000)	48,624				(1,624)			-	-
15P170	Program Income	(33,500)							5,216	44,996	16,712
	TOTAL SPONSORED RESEARCH & PROGRAMS	(80,500)	48,624	-	-	-	(1,624)	-	5,216	44,996	16,712
	<u>LOAN FUNDS</u>										
1LH071	LRAP-Alison Howland Curelop Hayward									-	-
1LH072	LRAP-Fleisher Family Endowment									-	-
1LH073	LRAP-Phillips Green Defender									-	-
1LH074	LRAP-Bill Phinney Endowment				10,915					17,861	28,776
1LH100	UNHL Insitutional Loan Funds				22,669		(41,140)			80,014	61,543
1LH401	UNHL Perkins Student Loan Fund				18,297		536,214			(342,880)	211,631
	TOTAL LOAN FUNDS	-	-	-	51,881	-	495,074	-	-	(245,005)	301,950
	<u>PLANT FUNDS</u>										
1NH001	UNHL Net Invested in Plant							(532,496)	37,385	9,817,017	9,321,906
1NH002	UNHL Equipment							(104,886)	47,808	386,085	329,007
1XH710	UNHL Unexpended Plant Funds						(217,493)		327,500	963,270	1,073,277
1XHADJ	UNH Law Unexpended Plant Adjustment						63,006		(63,006)	-	-
	TOTAL PLANT FUNDS	-	-	-	-	-	(154,487)	(637,382)	349,687	11,166,372	10,724,190
TOTAL UNIVERSITY OF NEW HAMPSHIRE SCHOOL OF LAW		\$ 3,831,511	48,624	51,174	1,870,787	(8,070,495)	(2,442,970)	(941,422)	239,722	(9,708,023)	(15,121,092)

¹ Grant Revenue includes Federal Pell Grants (when applicable) which is shown in nonoperating revenues/expenses on the summary statement of revenues, expenses, and changes in net position

UNIVERSITY OF NEW HAMPSHIRE FOUNDATION
DETAILED SCHEDULE OF REVENUES, EXPENSES, AND TRANSFERS
FOR THE YEAR ENDED JUNE 30, 2019

Fund	Fund Title	Net Student Tuition	Grant Revenue¹	Auxiliary Revenue	Appropriations & Other Revenue	Employee Compensation	Supplies and Services	Other Expenses	Transfers In/(Out)	Beginning Fund Balance 06/30/2018	Ending Fund Balance 06/30/2019
<u>INTERNALLY DESIGNATED</u>											
4DFADJ	UNHF Int Desig Adjustments	\$ -					33,812		(33,812)	-	-
4DG070	UNH Foundation/Fundraising				2,088,096	(6,113,038)	1,529,610	(623)	2,324,969	1,386,276	1,215,290
4DG170	UNHF Internally Designated				19,870		(4,022)		(79,851)	491,950	427,947
TOTAL INTERNALLY DESIGNATED		-	-	-	2,107,966	(6,113,038)	1,559,400	(623)	2,211,306	1,878,226	1,643,237
<u>RESTRICTED GIFTS & ENDOWMENT INCOME</u>											
4GG047	Temple Beth Scholarship	(1,550)			1,553					26	29
4GG050	UNHF Gifts Holding				370,640				(231,377)	594,368	733,631
4GG124	RGSCP Fund for St. Anselm College				96,155		(96,155)			-	-
4GG134	Soccer & Lacrosse Facility Project				(1,026,941)				150	1,092,963	66,172
4GG135	603 Challenge Match Suspense Fund				(161)				1,455	-	1,294
4GG136	Football Locker Room Project				(5,006)				450	143,905	139,349
4GGFZZ	UNHF contributions to UNH				14,238,928				(14,238,928)	-	-
4GGPLG	UNHF Pledge & Allowance Fund				(693,361)					8,791,107	8,097,746
TOTAL RESTRICTED GIFTS & ENDOWMENT INCOME		(1,550)	-	-	12,981,807	-	(96,155)	-	(14,468,250)	10,622,369	9,038,221
<u>ENDOWMENT & SIMILAR FUNDS</u>											
4MG001	UNHF Life Income Pool									-	-
4MG004	Ahti E Autio Pooled Income Fn				663			(496)		11,157	11,324
4MG006	Frank W. Brown				1,055			(789)		17,755	18,021
4MG007	Richard P Brouillard Fund				776			(580)		13,047	13,243
4MG009	Barry Cohen				8,119			(6,187)		136,707	138,639
4MG014	Kv Dey Unitrust									-	-
4MG015	Dickie Family Unitrust									-	-
4MG026	Jean V. Korpela				638			(477)		10,740	10,901
4MG034	William Machell Annuity				310			(232)		5,222	5,300
4MG035	Donald O'brien				6,064			(4,534)		102,005	103,535
4MG038	Roger Putnam Pooled Income Fnd				470			(352)		7,914	8,032
4MG040	Herbert Stebbins				3,383			(2,529)		56,903	57,757
4MG043	Priscilla R. Turner				1,304			(1,044)		21,968	22,228
4MG044	Roger Wood Pooled Income Fund				997			(746)		16,780	17,031
4MG059	Norman & Sarah Sutherland PIF				357			(267)		6,003	6,093
4MG097	John C DeWitt Pooled Income Fund				349			(259)		5,868	5,958
4QA001	UNH Parents Assoc Quasi Endow				(475)					90,856	90,381
4QA002	UNH Parents Assn UROP				(389)					74,321	73,932
4QA004	Hamel Scholars & Scholarships Prgrm				(5,216)					22,878,287	22,873,071
4QC001	The William L. Dunfey Endow				(3,221)					615,890	612,669
4QC002	John Hatch Fellowship Fund				(116)					22,085	21,969
4QC003	Jeanne Brandon Fund for Music				(901)					172,185	171,284
4QC004	Rutman Distinguished Lecture Series								(63,651)	63,651	-
4QE002	Paul Fund for Innovation				(227,157)					6,270,095	6,042,938
4QF001	Forts Up Syndrome Leadership				369,613					-	369,613
4QG001	Centennial Fund				(119)					22,730	22,611
4QG002	J. S. Elliott Alumni Center				(926)					177,048	176,122
4QG003	Helen Thompson Heath Endowment				(463)					88,544	88,081
4QG004	Parent Assn Student Enrichment				(7,221)					1,380,249	1,373,028
4QG005	Honors Program				(653)					124,897	124,244
4QG006	UNH Foundation Unrestricted Quasi				(2,662)					508,823	506,161
4QG007	John H. Parsons Fund				(670)					128,017	127,347
4QG012	Genevieve Clark-Internat'l Studies				(3,319)					634,432	631,113
4QS001	Friends of UNH Hockey Endowmnt				(1,351)					258,270	256,919
4QU001	Muriel Weissman Scholarship Quasi				(3,186)					608,947	605,761
4QU002	Unr Bequest-Class of 1944 Scholarsh				(226)					43,225	42,999
4QU003	Edward J. Flynn Scholarship Fund				(457)					87,410	86,953
4QU004	Henry & Estelle Hunt Scholarship				(299)					57,218	56,919
4QZ001	Milton Bloomfield Fund				(291)					55,562	55,271

UNIVERSITY OF NEW HAMPSHIRE FOUNDATION
DETAILED SCHEDULE OF REVENUES, EXPENSES, AND TRANSFERS
FOR THE YEAR ENDED JUNE 30, 2019

Fund	Fund Title	Net Student Tuition	Grant Revenue¹	Auxiliary Revenue	Appropriations & Other Revenue	Employee Compensation	Supplies and Services	Other Expenses	Transfers In/(Out)	Beginning Fund Balance 06/30/2018	Ending Fund Balance 06/30/2019
4QZ002	Rutman Shoals Marine Lab Scholars				(49,958)					204,997	155,039
4TA001	Baker Fund for Graduate Fellowships				453					112,480	112,933
4TA002	Brownell Family Scholarship				(1,388)					265,239	263,851
4TA003	George Bergeron Scholarship				258,163					246,215	504,378
4TA004	Class of 1948 50th Endowment				(1,019)					194,776	193,757
4TA005	Class of 1960 Scholarship Fund				1,576					159,626	161,202
4TA006	Paul Caswell & Family Fund				(1,622)					310,013	308,391
4TA007	Class of 1950 Endowed Scholars				(2,326)					521,196	518,870
4TA008	Class of 1957 Cie Endowment				(309)					59,152	58,843
4TA009	Burns, Kathy H Scholarship Fnd				(4,110)					785,609	781,499
4TA010	University Community Scholars				(344)					136,493	136,149
4TA011	Class of 49 Reunion Endowment				(1,345)					257,067	255,722
4TA012	Gerald & Jane Ellsworth Fund				(932)					178,158	177,226
4TA013	Kyle Frey Endowed Scholarship				(645)					123,247	122,602
4TA014	Norman Gagnon Scholarship Fund				(330)					63,015	62,685
4TA015	Husch International Scholarshp				1,852					143,472	145,324
4TA016	Honors Program				(3,172)					606,422	603,250
4TA017	Chair in Humanities				(9,441)					1,804,579	1,795,138
4TA018	Austin/Winona Hubbard Scholar				(21,923)					4,190,605	4,168,682
4TA019	Hutchins Family Fund Endowment				(237)					45,375	45,138
4TA020	Beverly Hoover Schlrsip Fund				(656)					125,404	124,748
4TA021	Elizabeth Lunt Knowles Fund				(1,156)					220,902	219,746
4TA022	Marvin A Levins 54 Schlrsip				9					102,274	102,283
4TA023	Ingeborg Lock Endowed Scholars				(277)					52,862	52,585
4TA024	Robert & Bertha Laplante Schol				(236)					45,055	44,819
4TA025	Edmund G. Miller Endowed Fund				(286)					54,628	54,342
4TA026	Ruth Taber Morrell Scholarship				(1,953)					373,362	371,409
4TA027	Edmund Miller Scholarship Fund				(706)					135,028	134,322
4TA028	Samuels Fund for Diversity				(193)					36,817	36,624
4TA029	Next Horizon Scholarship Fund				1,273					154,642	155,915
4TA030	Next Horizon Faculty Support				(342)					65,316	64,974
4TA031	Next Horizon Learning Tools				(292)					55,899	55,607
4TA032	Next Horizon Academic Programs				(375)					71,709	71,334
4TA033	Dorothy P Oneil Endowed Fund				(241)					46,105	45,864
4TA034	Peterson Carsey Endow Scholar				(815)					155,817	155,002
4TA035	Ralph & Aline Parker Endowment				(113)					21,621	21,508
4TA036	Rogers Family Undergr Resrch				(1,567)					299,566	297,999
4TA037	1929 Lewis Stark Scholarship				(139)					26,588	26,449
4TA038	The Temple Beth Israel Scholar				(600)					114,779	114,179
4TA039	Tyco Fellowship/Ocean Mapping				(6,540)					1,250,194	1,243,654
4TA040	Tyco Scholars Fund				(14,143)					2,703,538	2,689,395
4TA041	Ruth Woodruff Scholarship Fund				(256)					48,874	48,618
4TA042	Donald James Wilcox Fund				(253)					48,423	48,170
4TA043	Yale-Maria Endowed Fund				(212)					40,600	40,388
4TA044	Endow for Internatl Studies				(621)					118,642	118,021
4TA045	Beaupre Entrepreneurial Schol				(1,003)					191,788	190,785
4TA046	Michael Berry Scholarship Fund				(498)					95,192	94,694
4TA047	Glenice Dearborn Scholarship F				(4,765)					910,927	906,162
4TA048	Gullotti Mba Scholarship Fund				(372)					71,087	70,715
4TA049	Karen Harrower Earth Sci. Research				2,718					51,558	54,276
4TA051	Robert & Linda Spear Schlrsip				(390)					109,577	109,187
4TA052	William Sanderson Jr Scholrshp				(175)					33,503	33,328
4TA053	Tracy Family Scholarship Fund				(182)					34,866	34,684
4TA054	Joseph Zock Liberal Arts Schol				(577)					110,275	109,698
4TA055	David Long Memorial Scholarshp				4,287					121,115	125,402
4TA056	1952 Internat'l Research Fund				1,740					209,497	211,237
4TA057	Galanes Endowed Scholarship				(484)					97,551	97,067

UNIVERSITY OF NEW HAMPSHIRE FOUNDATION
DETAILED SCHEDULE OF REVENUES, EXPENSES, AND TRANSFERS
FOR THE YEAR ENDED JUNE 30, 2019

Fund	Fund Title	Net Student Tuition	Grant Revenue¹	Auxiliary Revenue	Appropriations & Other Revenue	Employee Compensation	Supplies and Services	Other Expenses	Transfers In/(Out)	Beginning Fund Balance 06/30/2018	Ending Fund Balance 06/30/2019
4TA060	Nassikas Schol. in Mem. of Christn				316					136,204	136,520
4TA061	Terragni Family Scholarship Fund				2,148					61,097	63,245
4TA062	Carsey Instit/Families&Communities				(43,866)					8,385,156	8,341,290
4TA063	Rand Undergraduate Research Fund				(296)					56,513	56,217
4TA064	David and Marion Ellis Fund				(64)					32,097	32,033
4TA065	Robert G. LeBlanc Memorial Fund				(260)					49,619	49,359
4TA066	Leitzel Center for Math, Sci & Eng.				(12,494)				525	2,655,858	2,643,889
4TA067	Hanson Endowed Scholarship Fund				(12,566)					2,402,025	2,389,459
4TA069	Heath 'Grumblenot' Scholarship Fund				(197)					37,579	37,382
4TA070	Hills Memorial Science Scholarship				(2,850)					544,783	541,933
4TA071	Jackson Endowed Scholarship Fund				(1,202)					229,708	228,506
4TA072	Beyersdorf Fund for Internat'l Rsrc				1,966					97,157	99,123
4TA073	'85&'86 Leadership Scholarship End				50,680					28,191	78,871
4TA074	Ann W Hart Schol-Internat'l Study				(203)					38,843	38,640
4TA075	Danielle M Thompson Memorial Fund				(152)					29,029	28,877
4TA076	Atkinson-Woodbury Family Scholarshi				701					62,515	63,216
4TA077	Shulman Prof - European & Holocaust				(612)					116,890	116,278
4TA078	Class of 1959 Fund for Excellence				10,260					281,425	291,685
4TA079	Holly Peterson Breeden '73 Scholars				(171)					32,689	32,518
4TA081	The Hamel Scholars Program									-	-
4TA082	Woodward Internship Opportunity				(66)					32,535	32,469
4TA083	Gerald & Dorothy Smith ROTC Schol				2,792					59,718	62,510
4TA084	Patricia M Flowers '45 Scholarship				(2,349)					449,023	446,674
4TA085	Fish '58 Student Opportunities Scho				(314)					60,108	59,794
4TA086	Cole Neurosci -Behavior Fac. Resrch				(243)					347,130	346,887
4TA087	Class of 1962 Student Enrichment				1,154					127,255	128,409
4TA088	The Thomas W. Haas Professorship				70,436					1,206,879	1,277,315
4TA089	Bill & Becky McGee Scholarship				(1,401)					267,745	266,344
4TA090	Kevin Knarr '91 Scholarship Fund				(267)					51,040	50,773
4TA091	George Walker Jaffurs Scholarship				9,597					64,785	74,382
4TA092	The Laurhammer Family Scholarship				228,931					339,434	568,365
4TA093	Carsey School for Public Policy				722,692					2,081,031	2,803,723
4TA095	Dane Writing Across the Curriculum				19,306					67,457	86,763
4TA096	Brig Gen Bouchard '77 Scholarship				30,561					74,315	104,876
4TA097	The Mel Rines '47 Fellowship Fund				(547)					104,496	103,949
4TA099	Class of 1966 Scholarship Fund				(82)					64,997	64,915
4TA100	Wiatrowski-Madsen-Internat'l Serv.				350					31,526	31,876
4TA101	Class of 1967 Internship Fund				1,946				150	67,250	69,346
4TA102	Norblom Family Fund				(519)					99,186	98,667
4TA103	Maj. Murray Smith '55 USAF Schlrsrp				10,476					9,919	20,395
4TA104	Victor Benassi Fund				934					19,748	20,682
4TA105	Balomenos Fund-Undergrad. Research				39,577					-	39,577
4TB001	Clark-Donnelley Endowment Fund				(257)					49,089	48,832
4TB002	Callahan Family Scholarship				(516)					98,544	98,028
4TB003	Foster Class '44 Scholarship				103,313					37,527	140,840
4TB004	Frizzell Scholarship, Tj & Mm				(681)					130,113	129,432
4TB005	Grange-Webster Scholarship				(572)					109,360	108,788
4TB006	J. Raymond Hepler Endowed Fund				1,403					229,413	230,816
4TB007	Sustainable Living Fund				839,950					14,349,580	15,189,530
4TB008	Hubbard Bros Chair in Biology				(30,710)					5,870,307	5,839,597
4TB009	Oliver Hubbard Biology Endow				(16,191)					3,094,995	3,078,804
4TB010	Edward F. Landry Memorial				(89)					16,935	16,846
4TB011	Herbert C. "dinty" Moore Fund				(160)					30,654	30,494
4TB012	Avery & Erma Rich Memorial Scholshp				775					51,889	52,664
4TB013	Lou & Lutz Smith Endowed Fund				(2,980)					569,658	566,678
4TB014	Herbert Soule Scholarship Fund				(134)					25,642	25,508
4TB015	Jack and Pat Weeks Fund				(1,804)					344,897	343,093

UNIVERSITY OF NEW HAMPSHIRE FOUNDATION
DETAILED SCHEDULE OF REVENUES, EXPENSES, AND TRANSFERS
FOR THE YEAR ENDED JUNE 30, 2019

Fund	Fund Title	Net Student Tuition	Grant Revenue¹	Auxiliary Revenue	Appropriations & Other Revenue	Employee Compensation	Supplies and Services	Other Expenses	Transfers In/(Out)	Beginning Fund Balance 06/30/2018	Ending Fund Balance 06/30/2019
4TB017	Zsigray Academic Enrichment				(813)					155,406	154,593
4TB018	Keener Family Scholarship				(185)					35,454	35,269
4TB019	Fair Winds Farm Equine Schol				(268)					51,208	50,940
4TB020	Paine Fund for Freshwater Research				(696)					133,056	132,360
4TB021	College Woods Scholarship Fund				(287)					54,791	54,504
4TB022	Marietta & Jane Carr Endowed Fund				(813)					155,391	154,578
4TB023	Edith & Allen Neff Forestry Schlrsh				(190)					36,255	36,065
4TB024	Dickie Family Endowed Scholarship				22,853					759,850	782,703
4TB025	Thompson Forestry Scholarship				896					33,883	34,779
4TB026	Carberry '82 fund for Biological Sc				(433)					82,731	82,298
4TB027	George Frick Fellow for Resource Ec				(212)					63,409	63,197
4TB028	Charles E. Warren Memorial Fund				(170)					32,421	32,251
4TB029	Perkins '26 Memorial Livestock Educ				(195)					37,196	37,001
4TB030	Huntington Family Scholarship Fund				14,582					287,317	301,899
4TB031	Lawrence K Smith Natural Res Schol				(159)					30,368	30,209
4TB032	Gladys Brooks Scholarship Fund				(1,444)					275,993	274,549
4TB033	Shirley & Bob Lake Endowed Schol.				(320)					61,188	60,868
4TB034	Charles F. Marble Scholarship Fund				(6,687)					1,278,198	1,271,511
4TB035	The Bean Endowed Fund				244					53,535	53,779
4TB036	Anna Catherine Clark Schol - TSAS				(136)					25,980	25,844
4TB037	Fred Schmidt '52 Scholarship Fund				(510)					97,415	96,905
4TB039	Nobel K. Peterson Scholarship Fund				271,788					38	271,826
4TB040	St. Martin '82 Career Exploration				(2,874)					549,280	546,406
4TB041	NE Farm & Garden Scholarship				(613)					117,123	116,510
4TB042	John E Bachelder Family Scholarship				(331,089)					662,580	331,491
4TB043	Stewart Family Scholarship - COLSA				885					29,832	30,717
4TB045	Lewis Schol- Sustainability Studies				46,883					-	46,883
4TB047	Merrill 74 UNH Woodlands Stewardshp				52,571					-	52,571
4TC001	Edmund Miller Art Collection				(1,919)					366,884	364,965
4TC002	COLSA New Idea Endowment				(34)					6,425	6,391
4TC003	Jessie Potter Beck Fund				(435)					83,115	82,680
4TC005	Class of 58 Endowed Music Fnd				(317)					93,807	93,490
4TC006	John C Rouman Classical Lectur				351					231,348	231,699
4TC007	Miriam Carlson Memorial Fund				(65)					12,353	12,288
4TC008	Dey Family Fund				(483)					176,043	175,560
4TC009	Zelma Dorson Endow Fund				(3,838)					733,561	729,723
4TC010	Tommy Gallant Scholarship Fund				361					130,102	130,463
4TC011	Ole E. Haaland Endowment Fund				(103)					19,655	19,552
4TC012	John T Holden Memorial Fund				(555)					106,117	105,562
4TC013	Coe-Hall Deans Scholarship				(339)					64,872	64,533
4TC014	Roland and Charlotte Kimball				(302)					57,665	57,363
4TC015	Leland Fund for Performing Art				(398)					76,151	75,753
4TC016	Lubow Memorial Scholarship				(72)					13,842	13,770
4TC017	Edmund G. Miller Fund Dept Eng				(1,268)					242,469	241,201
4TC018	Arthur J Mirable Scholarship				(180)					34,374	34,194
4TC019	Peterson Carsey Theater Endow				(1,049)					200,542	199,493
4TC020	Timothy Rogers Scholarship				(268)					102,066	101,798
4TC021	John Rouman Scholarship Fund				1,371					36,524	37,895
4TC022	Raitt-Wilson Music Scholarship				(408)					97,960	97,552
4TC023	Terry-Seiler-Verrette Fund				(6,065)					1,412,696	1,406,631
4TC024	Mary H Blum End Lecture Series				(299)					57,209	56,910
4TC025	Cleveland Howard Choral Music				1,530					25,653	27,183
4TC026	Killam Humanities Scholarship				1,127					66,817	67,944
4TC027	Rines Art Exhibition Fund				(341)					65,126	64,785
4TC028	Endowed Fund for Holocaust Educatio				10,721					221,760	232,481
4TC029	Endowed Fund for Holocaust				589					35,210	35,799
4TC030	Center for New England Culture Endo				(259)					49,445	49,186

UNIVERSITY OF NEW HAMPSHIRE FOUNDATION
DETAILED SCHEDULE OF REVENUES, EXPENSES, AND TRANSFERS
FOR THE YEAR ENDED JUNE 30, 2019

Fund	Fund Title	Net Student Tuition	Grant Revenue¹	Auxiliary Revenue	Appropriations & Other Revenue	Employee Compensation	Supplies and Services	Other Expenses	Transfers In/(Out)	Beginning Fund Balance 06/30/2018	Ending Fund Balance 06/30/2019
4TC031	Michael Kelly Journalism Scholarshi				303					45,940	46,243
4TC032	Gilbert B Davenport Theatre Schol				(165)					34,032	33,867
4TC033	Donald Murray Visiting Journalist P				(356)					86,988	86,632
4TC034	Sargent Endowed History Scholarship				(488)					93,257	92,769
4TC035	Michael DePorte Eng Dept Book Fund				(161)					30,720	30,559
4TC036	Michael DePorte Memorial Schol				(164)					31,356	31,192
4TC037	Dawkins Prize in Creative Writing				(217)					41,404	41,187
4TC038	Hoffenberg End. Fund - Liberal Arts				(74)					99,043	98,969
4TC039	Rebecca Jane Lang '04 Memorial Fund				141					41,835	41,976
4TC040	John C. Edwards Theatre Scholarship				623					71,685	72,308
4TC041	Patricia F. Woodbury Memorial Fund				(160)					30,568	30,408
4TC042	William & Laura Hooper Endowed Fund				(401)					76,711	76,310
4TC043	Steelman History Fellowship Fund				8,466					127,708	136,174
4TC045	Natalie S Jacobson Journalism Schol				1,909					33,141	35,050
4TC046	Dr Samuel Hughes '68 Scholarship				(2,250)					430,060	427,810
4TC047	Carney Resrch-Literacy & Childr Lit				583					87,654	88,237
4TC049	Frederick Hyde Hibberd '88 Scholrsh				(717)					136,981	136,264
4TC050	Capt Benjamin Keating Memorial Fnd				1,190					40,967	42,157
4TC051	Music Initiatives Fund				(181)					34,520	34,339
4TC052	Daniel Hertz '50 Endowed Fund				(401)					76,557	76,156
4TC053	Mary Petrella '57 Schol-English Lit				(324)					61,942	61,618
4TC054	Ursula Daley '93 Women's Studies Sc				169					47,620	47,789
4TC055	Don Murray Memorial Scholarship									44,814	44,814
4TC056	Richard & Miriam Cook Family Schol.				(209)					59,869	59,660
4TC059	Balderacchi Study of Art in Italy				(590)					112,706	112,116
4TC061	Peters Professorship in Education				(4,262)					814,621	810,359
4TC062	McLean Fund - Journalism Excellence				(1,166)					222,909	221,743
4TC064	RGSCP Fund				(535,767)					5,496,992	4,961,225
4TC069	Daniel Valenza Art Scholarship Fund				(277)					53,008	52,731
4TC070	Koch Family Schol. - Humanities				(675)					128,968	128,293
4TC072	Davis '64 Fund for Science History				(290)					55,359	55,069
4TC073	Patricia G. Power MFA in Writing				(799)					152,725	151,926
4TC074	Nguyen '63 History Fellowship Fund				10,187					42,909	53,096
4TC075	Barbara Anne White Scholarship				17,310					42,402	59,712
4TC079	Chesley Family Fund				(607)					115,992	115,385
4TC081	Arlene Kies Enrichment for Piano				945					90,279	91,224
4TC082	Jack and Louise Harris Fund				31,131					20,537	51,668
4TC083	B. Thomas Trout Scholars				(174)					52,030	51,856
4TC085	Newkirk Family Fund				22,570					17,639	40,209
4TC086	McCabe Family Scholarship				54,409					49,736	104,145
4TC087	Duane & Joan Whittier Music Fund				4,014,543					-	4,014,543
4TC089	Rutman Distinguished Lecture Series				(4,931)				63,651	399,227	457,947
4TC091	Perkins Family Memorial Scholarship				208,228					-	208,228
4TC092	Tappe Fund - Experiential Education				15,425					-	15,425
4TD002	Clarence & Helen Grant Schol				(723)					159,170	158,447
4TD003	Robert E. Houston Jr. Fund				(229)					43,715	43,486
4TD004	George Taft Memorial Fund				(173)					33,005	32,832
4TD005	Alexander & Allison Amell Mem				(377)					72,034	71,657
4TD006	Michael + Bea Dalton Scholar				(787)					150,422	149,635
4TD007	Dr A.f. Daggett Endowed Fund				(359)					113,367	113,008
4TD008	George F. & Lina C. Fisher				(5,799)					1,108,494	1,102,695
4TD009	Getchell, Edward + Alice Schol				(106)					20,232	20,126
4TD010	Fred Gertrude Howell Student				(910)					173,929	173,019
4TD011	Dr. Gloria & Dr. Robert Lyle				(1,868)					359,574	357,706
4TD012	James Leitzel Scholarship Fund				(185)					35,369	35,184
4TD013	Ming/Chen Student Support				722					58,577	59,299
4TD014	National Prime Users End Schol				(194)					37,079	36,885

UNIVERSITY OF NEW HAMPSHIRE FOUNDATION
DETAILED SCHEDULE OF REVENUES, EXPENSES, AND TRANSFERS
FOR THE YEAR ENDED JUNE 30, 2019

Fund	Fund Title	Net Student Tuition	Grant Revenue¹	Auxiliary Revenue	Appropriations & Other Revenue	Employee Compensation	Supplies and Services	Other Expenses	Transfers In/(Out)	Beginning Fund Balance 06/30/2018	Ending Fund Balance 06/30/2019
4TD015	John Smith 50 Scholarship Fund				53,069					552,368	605,437
4TD016	Woodward Endowment (CEPS)				(1,785)					341,300	339,515
4TD017	Zocchi, John Endowment				(1,225)					234,140	232,915
4TD018	Richard St Onge Mem Schol Fund				(706)					135,038	134,332
4TD019	Levine/Benson Technology Schol				(883)					168,853	167,970
4TD020	Morrison Chemistry Dissertation End				(255)					48,665	48,410
4TD021	Endowed Fund for Mech Engineering				(446)					85,219	84,773
4TD022	Craig West Undergraduate Prof. Dev.				(251)					47,966	47,715
4TD023	Ogden & Katherine Martyn Endwomnt				(233)					44,608	44,375
4TD024	Weston - SAME Endowed Scholarship				(159)					30,321	30,162
4TD025	Norman Grover '35 End. Scholarship				(354)					87,685	87,331
4TD026	Whelen Engineering Co. Scholarship				(15,018)					2,870,713	2,855,695
4TD027	Theodore E Meinelt Sr Scholarship				278					105,122	105,400
4TD028	Phillips Family Fund for Engineerin				1,874					141,013	142,887
4TD029	Philip L Hall Endowed Fund				(195)					37,360	37,165
4TD030	Chemistry Undergrad Research Fellow				(392)					84,819	84,427
4TD031	LaMattina Family Graduate Lecturesh				4,565					70,910	75,475
4TD032	Hamel Construction Group Scholarshi				(2,022)					386,425	384,403
4TD034	Michael S. Blanchette				(88)					16,896	16,808
4TD035	Karen Von Damm Memorial Scholarship				(694)					132,709	132,015
4TD036	CEPS Student Project Fund				(487)					93,016	92,529
4TD037	M Evans Munroe Lecture Endow/Math				(180)					34,320	34,140
4TD038	Dorothy Kittredge Memorial Fund				(140)					26,684	26,544
4TD039	James D Morrison Early Career Award				(3,896)					744,745	740,849
4TD040	Mary Papastavros '60 Chem Fund				(171)					32,689	32,518
4TD041	Cole '76 & Bemis '79 '89 Scholarshp				(1,160)					221,803	220,643
4TD042	Gregory Jansen '81 Field Studies Fn				(249)					47,514	47,265
4TD043	K.Von Damm Student Research Oppor.				(658)					125,822	125,164
4TD044	Charles M:son Gewertz Scholarship				(319)					61,043	60,724
4TD045	Karen Von Damm Faculty Excellence				(602)					115,150	114,548
4TD046	Dr. George Wildman '57 Scholarship				17,624					177,691	195,315
4TD047	Peter & Paula Vosotas Family Schol				(28)					205,753	205,725
4TD048	Prof. James M.E. Harper Fellowship				(1,296)					247,801	246,505
4TD049	Joe & Nancy Paterno Endowed Schol.				1,646					180,362	182,008
4TD050	J Smith '50 CEPS Student Project Fu				24,315					262,944	287,259
4TD051	Lambert Chemistry Fellowship Fund				(561)					107,169	106,608
4TD052	Dinesh Thakur Schol-Bioengineering				(544)					103,922	103,378
4TD053	Christopher Kelley Memorial Schol.				(292)					55,749	55,457
4TD054	Diamond Casting & Machine Scholsh				(1,777)					339,595	337,818
4TD055	Anderson '56 Chemical Eng. Schol.				(277)					53,020	52,743
4TD057	Pushpa Desai Patel Memorial Fund				(306)					58,540	58,234
4TD058	Lambert-Edwards Chemistry Fellowshp				(643)					122,875	122,232
4TD059	Geokon Civil Engineering Scholarship				(279)					53,401	53,122
4TD060	Dane '77 Scholarship Fund				9,936					-	9,936
4TD061	Skliutas Family Endowment				9,561					63,970	73,531
4TD062	Prof. N. Chasteen Graduate Fellows				3,471					131,828	135,299
4TD063	Gary R. Weisman Scholarship				2,220				150	53,142	55,512
4TD064	Hubbell Engineering Scholarship				51,886					80,804	132,690
4TD066	Twaddle Meritorious Scholarship				963				62,554	54,832	118,349
4TD067	Kingsbury Sisters Scholarship				11,344					29,768	41,112
4TD068	Rudi Seitz Scholarship				(343)					58,381	58,038
4TD069	Bothner Earth Sciences Field Trips				12,908					53,888	66,796
4TD070	Lange & Rainville Math Scholarship				17,699					-	17,699
4TE001	Hamel Center for Undergraduate Rese				(32,947)					9,280,894	9,247,947
4TE002	Reginald Atkins Chair				(15,676)					2,996,404	2,980,728
4TE003	Mckerley Chair Health Economic				(10,294)					1,967,806	1,957,512
4TE004	Mel Rines Student Angel Investment				(991)					189,365	188,374

UNIVERSITY OF NEW HAMPSHIRE FOUNDATION
DETAILED SCHEDULE OF REVENUES, EXPENSES, AND TRANSFERS
FOR THE YEAR ENDED JUNE 30, 2019

Fund	Fund Title	Net Student Tuition	Grant Revenue¹	Auxiliary Revenue	Appropriations & Other Revenue	Employee Compensation	Supplies and Services	Other Expenses	Transfers In/(Out)	Beginning Fund Balance 06/30/2018	Ending Fund Balance 06/30/2019
4TE005	Gardner Wales Scholarship Fund				(64)					12,316	12,252
4TE006	Nelson Fund for Business Innovation				(528)					100,834	100,306
4TE007	Jeffrey Castro Memorial				(68)					12,978	12,910
4TE008	Mary Gillespie Graduate Scholarship				(337)					64,492	64,155
4TE009	UNH Hospitality Mgmt Student Dev				(465)					138,324	137,859
4TE010	Dwayne Wrightsman Prof. / Finance				(1,676)					320,446	318,770
4TE011	UNH Hospitality Mgmt Faculty Dev.				(506)					96,633	96,127
4TE012	UNH Hosp Mgmt Int Stud Diversity				10,386					85,314	95,700
4TE013	UNH Hospitality InitiativesFund				(517)					98,918	98,401
4TE014	Albin Entrepreneurship Fund				(4,915)					939,540	934,625
4TE015	Jude Blake '77 Schol-Business Admin				(445)					85,035	84,590
4TE016	Nassikas Fund for Hospitality Educ				(155)					29,556	29,401
4TE017	Rhoda Hogan Endowed Scholarship Fun				(1,348)					257,627	256,279
4TE018	J Bonnie Newman Endowed Scholarship				(235)					45,004	44,769
4TE019	Lai Family Foundation Scholarship				(254)					48,604	48,350
4TE020	Joseph '79 & Marcia H Carter Schol				(162)					30,942	30,780
4TE021	Scott Dionne Grad Fellowship/Acctng				(202)					38,588	38,386
4TE022	Carlton L. Reed Scholarship Fund				(257)					49,094	48,837
4TE023	James E. Freeman Scholarship Fund				(257)					49,094	48,837
4TE024	Todd Huntington Crockett Scholarshp				5,882					120,514	126,396
4TE025	J. Durocher Hosp. Mgmt Scholarship				2,331					65,340	67,671
4TE027	Lynne & Michael Dougherty Scholrshp				(598)					114,334	113,736
4TE028	Daniel A. Raizes Scholarship Fund				(375)					71,716	71,341
4TE030	Goodwin Family Scholarship Fund				12,693					24,286	36,979
4TE031	Paul & Marianne Houghton Scholarship				(280)					53,540	53,260
4TE032	PAUL-Bernard Runser '63 Scholarship				24,323					79,572	103,895
4TE033	Stewart Family Scholarship-PaulColl				885					29,832	30,717
4TE034	Elizabeth Bogan Economics Prize				21,562					20,023	41,585
4TE035	Sorensen Social Innovation Interns				10,543					10,675	21,218
4TE036	Goodridge Kopp Schol for Excellence				4,339					48,821	53,160
4TE037	Emily Knarr Graduate Accounting Sch				27,980					24,960	52,940
4TE038	Knarr Scholarship for Excellence				28,238				60,000	-	88,238
4TE040	Bernard Grochmal Jr '64 Scholarship				2,793,604					-	2,793,604
4TF001	Marianna R. and John A. Grimes				(984)					188,112	187,128
4TF002	Dakin Family Scholarship Fund				(91)					17,318	17,227
4TF003	Norman Goroff Social Work Fund				(327)					94,872	94,545
4TF004	England Endowed Fund				(2,174)					415,614	413,440
4TF005	Steelman Public Svc Program				(836)					159,893	159,057
4TF006	Evelyn N Jardine Endowed Schol				1,351					20,312	21,663
4TF008	Pamela Low Scholarship Fund				(819)					156,600	155,781
4TF009	Occupational Therapy Endowment				(126)					24,097	23,971
4TF010	Dean Roger A Ritvo Award Fund				(111)					21,243	21,132
4TF011	Sackett Professorship				(789)					150,906	150,117
4TF012	Nathan J Loomis Endowed Fund				(17)					3,241	3,224
4TF013	Kendall Endowed Fund				(307)					58,725	58,418
4TF015	Keough Northeast Passage Fund				(314)					60,083	59,769
4TF016	Maureen Neistadt Scholarship Fund				1,047					75,738	76,785
4TF017	Pauline Soukaris Memorial Scholarsh				5					44,375	44,380
4TF018	Stephany Marchut Lavallee Nursing S				4,810					75,707	80,517
4TF019	Brooks-Lord Nursing Scholarship Fun				(428)					81,789	81,361
4TF020	Claire & Henry Grady Schol-Diversit				(265)					55,692	55,427
4TF021	Ann Manchester Kelley Schol-Nursing				(319)					60,882	60,563
4TF022	Chace '11 Fund for Athlete Developmt				(120)				108	83,607	83,595
4TF023	John Smith '50 Northeast Passage Fn				(1,926)					368,190	366,264
4TF024	Talbot 54 Occupational Therapy Fund				607,669					-	607,669
4TF025	Anna Catherine Clark Schol - CHHS				(136)					25,980	25,844
4TF026	Dinesh Thakur Schl-Health Analytics				(544)					103,922	103,378

UNIVERSITY OF NEW HAMPSHIRE FOUNDATION
DETAILED SCHEDULE OF REVENUES, EXPENSES, AND TRANSFERS
FOR THE YEAR ENDED JUNE 30, 2019

Fund	Fund Title	Net Student Tuition	Grant Revenue¹	Auxiliary Revenue	Appropriations & Other Revenue	Employee Compensation	Supplies and Services	Other Expenses	Transfers In/(Out)	Beginning Fund Balance 06/30/2018	Ending Fund Balance 06/30/2019
4TF028	Sharon B. Murphy Scholarship				(274)					52,447	52,173
4TF029	Robert A. Aurilio Scholarship Fund				(2,745)					524,675	521,930
4TF030	Ned Helms Scholarship Fund				520					55,185	55,705
4TF031	Beth Stewart Memorial Fund				2,833				707	65,435	68,975
4TF032	Gravink Family Fund				(232)					44,275	44,043
4TF033	Huntington Nursing Scholarship				14,281				57,633	-	71,914
4TF035	Neil Vroman Student Engagement Awrd				4,668				69,428	-	74,096
4TF037	DR. L. R. Bergeron '73 Scholarship				62,184					-	62,184
4TG001	Dr Alexander Teaching Exc Fund				(4,116)					786,778	782,662
4TG003	UNH Tolerance Program Fund				(437)					281,290	280,853
4TG006	Dr. Robert A. & Ann P. Chase				(744)					142,227	141,483
4TG007	Class of 1953 Endowed Scholarship				2,286					336,458	338,744
4TG008	Charles and Nancy Clough Fund				(213)					40,781	40,568
4TG011	Phelan Family Fund				(178)					35,029	34,851
4TG013	Paul International Research Fund				(306)					58,511	58,205
4TG017	Foundation Endowment Fund				(878)					167,868	166,990
4TG018	Herman & Lily Kurtz Endowed				(916)					175,168	174,252
4TG019	Robert Warren Perkins Fund				(1,432)					273,682	272,250
4TG020	Noonan International Research Fund				(3,550)					678,656	675,106
4TG021	Edward & Diane Federman End Fund				(6,298)					1,203,861	1,197,563
4TG022	Jean A. Woodworth Fund				(1,750)					334,438	332,688
4TG023	William Spaulding Endowed Fund				(646)					123,429	122,783
4TG024	Winch Endowed Fund-Alumni Assoc				(295)					56,325	56,030
4TG025	Yakovakis Family Fund				2,750					71,449	74,199
4TG026	David Ellsworth Davis NH Scholarshp				(309)					59,152	58,843
4TG027	RGSCP Fund for St. Anselm College				(230,865)					2,368,686	2,137,821
4TJ001	Donald F Harley Scholarship Fund				4,286					172,965	177,251
4TL001	Edmund Miller Library Fund				(1,872)					357,789	355,917
4TL002	Class of '47 Endowed Fund				102,637					156,970	259,607
4TL003	Class of 1955 Dimond Library Endow				1,889					148,792	150,681
4TL004	E Ruth Buxton Stephenson Fund				1,167					23,419	24,586
4TL005	Charlotte K. Anderson Endowment				(177)					33,763	33,586
4TL006	Collins Fund for Digital Collection				(485)					92,735	92,250
4TL007	Prescott Family Fund				(205)					39,221	39,016
4TL008	Dunleavy Fund / Special Collections				(607)					116,036	115,429
4TL009	Hood '56 & '59 Endowed Fnd-Library				(405)					77,368	76,963
4TL010	Murray Library Collections Endowmen				2,266					64,338	66,604
4TL012	Cohen Fund for Collection Develpmnt				(923)					176,514	175,591
4TL013	Proper Fund for Special Collections				(835)					159,608	158,773
4TL014	Nobel K. Peterson Library Fund				135,894					-	135,894
4TL015	Thomas A & Sally Zyla Addison Fund				56,384					1,789,458	1,845,842
4TL016	Marjorie Janetos Memorial Fund				103,458					-	103,458
4TM001	James Diamantis Scholarship Fund				10,303					20,753	31,056
4TM002	Jaye Gibson Duffy Scholarship				4,425				49,940	-	54,365
4TR001	Doris Child Reney Armbrust Fun				(238)					45,580	45,342
4TR002	Hubbard Marine Program Endowed				700,655					13,936,172	14,636,827
4TR003	Marine Program Endowment				(117)					22,386	22,269
4TR004	Dr. Marjorie A. Parsons Fund				(124)					43,515	43,391
4TR005	Jean + Carmen Ragonese Fund				(257)					49,207	48,950
4TR006	Shoals Marine Lab Endowment				(1,124)					214,778	213,654
4TR007	John & Katharyn Williams Scholarshi				(214)					40,819	40,605
4TR008	Robert & Doris Tuttle Endowed Fund				(4,073)					778,617	774,544
4TR011	Anderson Family Fund-Marine Progm				(139)					26,604	26,465
4TR012	Chase '58-Excellence in Marine Scie				(289)					55,291	55,002
4TR013	Maurice Prize For Innovation				(868)					165,979	165,111
4TS001	Bellevance Hockey Scholarship				(912)					174,336	173,424
4TS002	Bellevance Football Scholarshi				(912)					174,360	173,448

UNIVERSITY OF NEW HAMPSHIRE FOUNDATION
DETAILED SCHEDULE OF REVENUES, EXPENSES, AND TRANSFERS
FOR THE YEAR ENDED JUNE 30, 2019

Fund	Fund Title	Net Student Tuition	Grant Revenue¹	Auxiliary Revenue	Appropriations & Other Revenue	Employee Compensation	Supplies and Services	Other Expenses	Transfers In/(Out)	Beginning Fund Balance 06/30/2018	Ending Fund Balance 06/30/2019
4TS003	Kenneth & Mary Grant Scholarsh				(318)					60,833	60,515
4TS004	Reginald F. Atkins Scholarship				(30,505)					5,831,164	5,800,659
4TS005	Jane Blalock Athletic Scholar				(249)					47,539	47,290
4TS006	K Beckingham Scholarship Fund				(687)					131,273	130,586
4TS007	Dickson Scholarship & Spirit Award				(839)					160,384	159,545
4TS008	Grover B. Daniels '79 Alpine Fund				257					40,453	40,710
4TS009	Fish 58 Football Scholarship				(603)					115,341	114,738
4TS010	Kelly Quinn Gode Fund for Crew				(139)					26,499	26,360
4TS011	Robert E. Houston Sr. Fund				(470)				3,220	159,077	161,827
4TS012	Red Hayes Memorial Scholarship				(699)					153,543	152,844
4TS013	William Holleman Football Sch				(587)					112,211	111,624
4TS014	Gordon K Hill Endowment				(223)					42,645	42,422
4TS015	Paul Hobbs Endowed Scholarship				(161)					30,789	30,628
4TS016	Dorothy Hobbs Endowed Fund				450				150	31,522	32,122
4TS017	Robert A. Kullen Memorial Fund				(218)					41,675	41,457
4TS018	Bill Knight Endowed Scholarship Fun				(377)					72,046	71,669
4TS019	Howard Donald Penley Fund				(441)					84,228	83,787
4TS020	Sullivan Football Scholarship				(176)					33,567	33,391
4TS021	Guy Smith Memorial Scholarship				427				25	116,638	117,090
4TS022	Robert Towse Scholarship Fund				(978)					186,946	185,968
4TS023	'98-'99 Men's Hockey Champions End				(816)					155,926	155,110
4TS024	Bill Hinman Endowed Scholarshp				(350)					66,929	66,579
4TS026	Dutch Knox Football Scholarshi				(10,748)					2,054,432	2,043,684
4TS027	Dutch Knox Football Program				(5,047)					964,686	959,639
4TS028	James & Elsa Callahan Schlrshp				(661)					126,301	125,640
4TS029	Joyce Hiller Athletic Scholarship				809					45,789	46,598
4TS031	Timothy & Edwin Dugal Hockey Schol				(234)					44,693	44,459
4TS032	Robert Conrad Football Scholarship				1,571					92,686	94,257
4TS033	Tina True Memorial Fund				(205)				25	50,294	50,114
4TS034	Endowed Fund for Football				(179)					34,257	34,078
4TS035	Herbert Gold Athletic Scholarship F				(178)					33,963	33,785
4TS036	Pizzano Football Scholarship Fund				(2,604)					568,730	566,126
4TS037	Francis McGrail Endowed Scholarship				(68)					13,046	12,978
4TS038	David Sheen Endowed Hockey Schol				(102)					59,307	59,205
4TS039	Chief Boston Football Scholarship				(362)					69,280	68,918
4TS040	Wohlfarth Football Scholarship				(177)					33,793	33,616
4TS041	McLaughlin '35 Hockey Scholarship				(663)					126,761	126,098
4TS042	James Boulanger Endowed Fund				718					60,920	61,638
4TS043	UNH Ski Team Endowment				(5,148)					1,037,856	1,032,708
4TS044	Robert Trouville '59 Athletic Schol				852					127,138	127,990
4TS045	Chandler & Ann Sanborn Football Sch				4,753					86,464	91,217
4TS046	First 500 UNH Football Athletic Fun				(1,799)					343,902	342,103
4TS047	Winslow & June Macdonald Football S				(331)					63,341	63,010
4TS048	Coach Gerry Friel Basketball Schola				2,274				160	82,115	84,549
4TS049	Garron '84 Football Diversity Schol				(187)					35,713	35,526
4TS050	Mike Frigard '60 Athletic Scholrshp				(189)					36,037	35,848
4TS051	Joan & Douglas Murphy Football Scho				8,639				150	126,313	135,102
4TS052	Tim Churchard '65 Athletic Scholrsh				374					32,552	32,926
4TS053	Bertsch Family Scholarship Fund				15,550					139,727	155,277
4TS054	Paul E. Berton Scholarship Fund				(317)					60,579	60,262
4TS055	Donna Lynne '74 Scholarship Fund				(162)					30,959	30,797
4TS056	William F. Degan Jr. Football Schol				926					35,942	36,868
4TS057	Franklin Taylor '52 Athletic Schol				(687)					131,280	130,593
4TS058	Norris A. Browne '55 Football Schol				(281)					53,741	53,460
4TS059	UNH Wildcat Hockey Alumni Scholarsh				(424)					81,046	80,622
4TS060	Wildcat Fan Gratitude Fund				(328)					62,601	62,273
4TS061	UNH Nordic Ski Team Scholarship				(196)					57,117	56,921

UNIVERSITY OF NEW HAMPSHIRE FOUNDATION
DETAILED SCHEDULE OF REVENUES, EXPENSES, AND TRANSFERS
FOR THE YEAR ENDED JUNE 30, 2019

Fund	Fund Title	Net Student Tuition	Grant Revenue¹	Auxiliary Revenue	Appropriations & Other Revenue	Employee Compensation	Supplies and Services	Other Expenses	Transfers In/(Out)	Beginning Fund Balance 06/30/2018	Ending Fund Balance 06/30/2019
4TS062	John & Catherine Goegel Scholarship				10,045					102,144	112,189
4TS063	Jim & Julie Hatch Basketball Schol.				826					41,218	42,044
4TS064	Forkey-Lundolm Athletic Scholarship				(22)					4,267	4,245
4TS065	David M. Paul Family Scholarship				(338)					64,563	64,225
4TS067	Barbara B. Peyser '50 Athletic Scho				(1,631)				66	311,640	310,075
4TS068	UNH Women's Lacrosse Scholarship				(685)					130,889	130,204
4TS069	John Smith'50 Endowed Fund - Hockey				(2,201)					420,814	418,613
4TS070	Otis Family Athletic Scholarship				(53)					69,462	69,409
4TS072	K & R Sandler Athletic Scholarship				240					53,930	54,170
4TS073	Service Credit Union Wildcat Schol				(279)					53,385	53,106
4TS074	Fitzgerald & Gross Academic Excell.				(272)					51,961	51,689
4TS075	Matthew J. Witkos '89 Soccer Schol.				(192)					36,754	36,562
4TS076	Beaulieu '75 Athletic Scholarship				2,448					29,682	32,130
4TS077	Robert S. Blood '78 Athletic Schol.				10,193					41,754	51,947
4TS078	Saunders '49 Athletic Scholarship				(287)					54,792	54,505
4TS079	UNH Swimming and Diving Endowment				(269)					51,507	51,238
4TS080	Tom Smart '70 Athletic Scholarship				10,191					42,114	52,305
4TS083	Bigglestone Women's Athletic Schol.				(141)					26,985	26,844
4TS085	Bob Lamothe '60 Family Scholarship				(13)					2,536	2,523
4TS087	Raymond Donnelly Jr Athletic Schol.				289					48,724	49,013
4TS088	Cory L. Schwartz '82 Ski Team Endow				8,917					34,790	43,707
4TS090	Stockbridge - Kast Scholarship Fund				7,920					30,949	38,869
4TS092	Linda Hall '62 Women's Alpine Fund				(385)					73,515	73,130
4TS094	Brownell Family Athletic Scholarshp				9,951					62,865	72,816
4TS095	Megan E. Scanlon '13 Athl Schlarshp				(287)					54,841	54,554
4TS099	Skelley '52 Family Athletic Schol.				2,204					56,994	59,198
4TS100	BGen Seay '68 Athletic Scholarship				(259)					49,593	49,334
4TS101	Clevend "Howie" Howard III Scholars				(120)					53,416	53,296
4TS103	Richard Umile '72 Hockey Scholarship				12,576				42,650	-	55,226
4TS104	Cathleen Coakley Athletics Scholars				99,857					-	99,857
4TU001	Tad Ackman & Robin Gorsky Schl				(119)					22,838	22,719
4TU002	Joyce Hiller Kinesiology Scholarshi				745					57,958	58,703
4TU003	Coe-Hall Fund				(1,086)					207,631	206,545
4TU004	Mid-Atlantic Region Chapter Sc				(263)					50,328	50,065
4TU005	Minigan Family Scholarship				838					46,376	47,214
4TU006	James Trainor Memorial Scholarship				1,749					79,741	81,490
4TU007	Pickett Family Scholarship Fund				(3,746)					716,106	712,360
4TU008	Class of 1958 Endowed Scholarship				(94)					110,540	110,446
4TU009	Roger Bougie '56 Scholarship Fund				(997)					190,602	189,605
4TU010	Class of 1956 Endowed Scholarship				667					180,629	181,296
4TU011	McCaffrey Endowed Scholarship Fund				(630)					120,519	119,889
4TU012	Wyman Endowed Scholarship Fund				(768)					146,845	146,077
4TU013	Class of 1957 Endowed Scholarship				(788)					373,619	372,831
4TU014	Weglarz Memorial Scholarship Fund				(397)					75,829	75,432
4TU015	Lloyd & Edna Heidgerd Endowed Schol				105,699					283,470	389,169
4TU016	Libbey '79 End. Fund-Sci. Diversity				9,301					219,703	229,004
4TU017	Rydin Family Scholarship Fund				(639)					122,184	121,545
4TU018	UNH Rollinsford Area Scholarship				(1,747)					334,022	332,275
4TU019	Selma Naccach-Hoff Schol-Liberal Ar				(197)					37,638	37,441
4TU020	Takeuchi '48 & Rantala '44 Schlrshp				(413)					79,009	78,596
4TU021	Harvey & Carmen Bergeron Scholarship				1,705					91,884	93,589
4TU022	70's Decade Alumni Scholarship Fund				(264)					50,457	50,193
4TU023	William H Heywood '60 Scholarship				1,836					47,003	48,839
4TU024	Paul Shea '51 Memorial Scholarship				394					26,119	26,513
4TU025	Fred J Bennett '54 Scholarship Fund				(389)					74,382	73,993
4TU026	Claycomb '75 Environmental Sciences				(331)					63,287	62,956
4TU027	Andrew Janetos Scholarship Endowmen				(132)					25,154	25,022

UNIVERSITY OF NEW HAMPSHIRE FOUNDATION
DETAILED SCHEDULE OF REVENUES, EXPENSES, AND TRANSFERS
FOR THE YEAR ENDED JUNE 30, 2019

Fund	Fund Title	Net Student Tuition	Grant Revenue¹	Auxiliary Revenue	Appropriations & Other Revenue	Employee Compensation	Supplies and Services	Other Expenses	Transfers In/(Out)	Beginning Fund Balance 06/30/2018	Ending Fund Balance 06/30/2019
4TU028	Verne & Kay Brown Elec & Comp Scho				(331)					63,190	62,859
4TU029	John '54 & Anne '56 Boehle Schlrshp				(214)					40,851	40,637
4TU030	PBallen '58 Tau Kappa Epsilon Schol				(1,464)					279,828	278,364
4TU031	Col John Howard Blewett Scholarship				3,807					66,283	70,090
4TU033	J Todd Minor '76 Schol/Life Science				(341)					65,247	64,906
4TU035	Northeast Passage Athletic Excellen				(265)					50,681	50,416
4TU036	Jay McSharry '90 Diversity Schlrshp				(352)					67,218	66,866
4TU037	Robert & Tina Dudley Scholarship Fn				(160)					30,642	30,482
4TU038	Ambrose Occupational Therapy Schol				25,434					107,743	133,177
4TU039	Hannaway '58 Scholarship Fund				(337)					64,387	64,050
4TU040	Carol & Richard Trombly Scholarship				(159)					30,445	30,286
4TU041	Alice Freeman Reed Scholarship Fund				(257)					49,094	48,837
4TU042	Muriel M. Barr Nursing Scholarship				(1,041)					198,939	197,898
4TU043	Walter Calderwood, Jr. '34 Schol.				(265)					50,682	50,417
4TU044	UNH Foundation Scholarship Fund				(311)					59,500	59,189
4TU045	Jane & Lincoln Colby Scholarship				(571)					109,164	108,593
4TU046	Kerry Duncan Forbes Scholarship				306					41,089	41,395
4TU048	Steelman Athletics Scholarship Fund				(175)					33,500	33,325
4TU049	Paul & Ann Stewart Memorial Schol.				10,561					61,187	71,748
4TU050	Doug & Stella Scamman Scholarship				(159)					30,339	30,180
4TU051	James Page & Amy Sherman Endowment				(189)					36,105	35,916
4TU052	The Patrick Family Scholarship Fund				3,232					37,369	40,601
4TU053	Gay Brookes '61 Scholarship Fund				105					63,056	63,161
4TU054	John D. DuRie Family Scholarship				801					36,811	37,612
4TU055	The Zissi Family Scholarship Fund				234					55,410	55,644
4TU056	A. Storace DMD, Family Scholarship				101					40,432	40,533
4TU057	Hitchiner Manufacturing Scholarship				10,554					62,594	73,148
4TU058	Dupont Family Scholarship Fund				(156)					29,799	29,643
4TU059	Deborah Ann Lada '78 Scholarship				(300)					57,348	57,048
4TU060	Martha R. Stebbins Scholarship Fund				3,116					67,732	70,848
4TU061	Thomas E. Callahan '62 Family Fund				(158)					30,107	29,949
4TU062	Virginia F. Small Scholarship Fund				9,401					57,482	66,883
4TU063	Cheryl Dickson'63 Athletics Schol.				(157)					30,058	29,901
4TU064	The Carver Scholarship Fund				5,987					49,596	55,583
4TU065	K. McKinnon '62 Athletics Schol.				(157)					31,798	31,641
4TU066	Michael Riley Memorial Scholarship				3,983					28,750	32,733
4TU067	M. Christine Dwyer '72G Scholarship				29,898					34,720	64,618
4TU068	Todd W. Hansen '86 Memorial Schol.				3,581				50	45,419	49,050
4TU069	J. Morgan & Tara Rutman Scholarship				(157)					30,060	29,903
4TU070	Harry A. Schult Scholarship Fund				(369)					70,600	70,231
4TU071	Bradley & Judith Aiken Scholarship				(154)					29,457	29,303
4TU072	Barbara Rose Noonan Scholarship				(146)					27,927	27,781
4TU073	Richard E. Galway '66 Scholarship				(156)					29,826	29,670
4TU074	Sharyn Zunz Scholarship Fund				(583)					130,350	129,767
4TU075	Class of 1970 Scholarship Fund				372					32,741	33,113
4TU076	Lloyd & Beverley Jordan Scholarship				(918)					175,517	174,599
4TU077	Judith Anne Hill '48 Scholarship				(321)					61,277	60,956
4TU078	Dr. Filson H Glanz Scholarship-CEPS				(321)					61,277	60,956
4TU079	Dr Ahmad Etebari MBA Scholarship				(715)					136,622	135,907
4TU080	Ellis-Armstrong Family Scholarship				(307)					58,641	58,334
4TU081	Charles & Miriam Nelson Scholarship				25,992					195,488	221,480
4TU082	Hitchiner Mfg Schol. for Business				(319)					60,967	60,648
4TU083	Eugene A. Savage Scholarship Fund				1,219				100	35,594	36,913
4TU084	McDevitt Family Scholarship Fund				(267)					51,120	50,853
4TU086	Class of 1963 Scholarship Fund				940					99,178	100,118
4TU087	Joseph & Susan Garofoli Scholarship				(571)					109,202	108,631
4TU088	Carl Sherman Batchelder Scholarship				(1,523)					291,133	289,610

UNIVERSITY OF NEW HAMPSHIRE FOUNDATION
DETAILED SCHEDULE OF REVENUES, EXPENSES, AND TRANSFERS
FOR THE YEAR ENDED JUNE 30, 2019

Fund	Fund Title	Net Student Tuition	Grant Revenue¹	Auxiliary Revenue	Appropriations & Other Revenue	Employee Compensation	Supplies and Services	Other Expenses	Transfers In/(Out)	Beginning Fund Balance 06/30/2018	Ending Fund Balance 06/30/2019
4TU090	Jeannette & Cedric Ruiters Scholarship				(559)					106,838	106,279
4TU092	Pilot Scholarship Fund				(1,638)					812,476	810,838
4TU094	Matthew J. Witkos '89 Scholarship				(192)					36,754	36,562
4TU095	Charron Class of 1964 Scholarship				(75)					53,676	53,601
4TU096	Angelo & Stewart Volpe Scholarship				(555)					106,041	105,486
4TU097	Ernest J Clarke '59 Art Scholarship				(990)					189,279	188,289
4TU098	The Clark Family Scholarship Fund				248					52,788	53,036
4TU102	Robart 73 & Shanahan 74 Scholarship				(312)					78,683	78,371
4TU104	Barbara & Irwin Wood Scholarship				24,044					153,674	177,718
4TU105	Gorman Family Fund				40,760					169,177	209,937
4TU106	George Guphill '28 Memorial Schol.				(563)					107,645	107,082
4TU107	Great East Scholarship Fund				9,766					33,048	42,814
4TU108	NH Veterans Family Scholarship Fund				(76)					103,155	103,079
4TU109	Connie Chung & Maury Povich Schol.				778					101,927	102,705
4TU112	June C. Tanner Endowed Scholarship				(2,621)					501,096	498,475
4TU113	Clyde & Patricia Coolidge Scholarsh				220					57,404	57,624
4TU114	A. Leonard Seeche Family Scholarship				(201)					38,499	38,298
4TU115	Staff Sgt Ryan Pitts 13 Scholarship				1,496					76,073	77,569
4TU116	Steven Kent & Nancy Pieri Scholarsh				10,302					20,937	31,239
4TU120	Susan H. McFarland '72 Scholarship				(544)					103,992	103,448
4TU121	James & Anne Twaddle Scholarship								(62,554)	62,554	-
4TU122	Richard & Margot Oman Scholarship				26,809					52,554	79,363
4TU123	Erick Faul '00 Scholarship Fund				2,190					54,316	56,506
4TU124	Elias W. Gordon '59 Scholarship				(676)					129,146	128,470
4TU126	Winfred Nichols '33 Family Schol.				10,530					14,947	25,477
4TU127	David Burton Scholarship for Math				(256)					78,854	78,598
4TU128	Stuart Eynon '49 Family Scholarship				(259)					49,593	49,334
4TU129	Peter and Nancy French Scholarship				20,585					9,919	30,504
4TU131	Martha Oakman Clinton 65 Arts Schol				20,719					19,837	40,556
4TU135	A. Basso & V. Luti Scholarship				29,561					74,708	104,269
4TU136	Harold V. Jordan '49 Scholarship				9,896					-	9,896
4TU137	George Janetos Scholarship-Straff.				103,458					-	103,458
4TU138	George Janetos Scholarship-Coos				103,458					-	103,458
4TU139	George Janetos M.E. Scholarship				103,458					-	103,458
4TX001	Heckel Ext Educator Fellowship				(234)					44,694	44,460
4TX002	NH 4-H Alliance Endowed Fund				(162)					30,932	30,770
4TX003	Anna Mosher Boardman 4-H Fund				(197)					37,595	37,398
4TX004	Coos County 4h Youth Dev Fund				(69)					13,112	13,043
4TX005	Paul Carbino 4-H Scholarship				(20)					3,874	3,854
4TX006	Tom Fairchild 4-H Dairy Fund				1,104					91,841	92,945
4TX007	Carl Hess 4-H Memorial Fund				(354)					67,673	67,319
4TX008	Internat'l 4h Youth Exchange				(69)					13,105	13,036
4TX009	Ruth Kimball 4-H Endowed Fund				4,580					167,289	171,869
4TX010	George D Kidder Fund				(97)					18,485	18,388
4TX011	NH 4-H Milk Dealers Fund				(174)					33,321	33,147
4TX012	NH 4-H Poultry Endowment				(27)					5,154	5,127
4TX013	NH 4-H Horse Endowment				62					7,098	7,160
4TX014	Lucile Poland Teen Conference				(15)					2,912	2,897
4TX015	Skoglund Endowed 4-H Fund				(316)					60,413	60,097
4TX016	Carroll T Stoddard Fund				(25)					15,141	15,116
4TX017	Caswell-Research, Teaching, Outreac				25,446					356,296	381,742
4TX018	Ruth Stimson Community Outreach Fun				(283)					54,035	53,752
4TX019	Marshall 4-H Youth Opportunities Fn				(185)					35,439	35,254
4TX020	Dalrymple Community Outreach Fund				(250)					47,823	47,573
4TX021	William Spaulding Sea Grant Endowmn				(79)					15,110	15,031
4TX022	Briggs NH Land & Water Education Fn				(1,780)					340,279	338,499
4TX023	Pike Coop Ext Volunteer Leadership				2,809					52,464	55,273

UNIVERSITY OF NEW HAMPSHIRE FOUNDATION
DETAILED SCHEDULE OF REVENUES, EXPENSES, AND TRANSFERS
FOR THE YEAR ENDED JUNE 30, 2019

Fund	Fund Title	Net Student Tuition	Grant Revenue ¹	Auxiliary Revenue	Appropriations & Other Revenue	Employee Compensation	Supplies and Services	Other Expenses	Transfers In/(Out)	Beginning Fund Balance 06/30/2018	Ending Fund Balance 06/30/2019
4TZ001	Iona Hubbard Climate Change Ed				(231,463)					2,374,821	2,143,358
	TOTAL ENDOWMENT & SIMILAR FUNDS	-	-	-	11,441,499	-	-	(18,492)	285,237	210,094,215	221,802,459
TOTAL UNH FOUNDATION		\$ (1,550.00)	-	-	26,531,272	(6,113,038)	1,463,245	(19,115)	(11,971,707)	222,594,810	232,483,917

¹ Grant Revenue includes Federal Pell Grants (when applicable) which is shown in nonoperating revenues/expenses on the summary statement of revenues, expenses, and changes in net position

**UNIVERSITY OF NEW HAMPSHIRE FOUNDATION OFFSET
 DETAILED SCHEDULE OF REVENUES, EXPENSES, AND TRANSFERS
 FOR THE YEAR ENDED JUNE 30, 2018**

Fund	Fund Title	Net Student Tuition	Grant Revenue ¹	Auxiliary Revenue	Appropriations & Other Revenue	Employee Compensation	Supplies and Services	Other Expenses	Transfers In/(Out)	Beginning Fund Balance 06/30/2018	Ending Fund Balance 06/30/2019
	<u>RESTRICTED GIFTS & ENDOWMENT INCOME</u>										
4GGOZZ	UNHF Contra Gift Distribution	\$ -	-	-	(14,238,928)	-	-	-	14,238,928	-	-
	TOTAL RESTRICTED GIFTS & ENDOWMENT INCOME	-	-	-	(14,238,928)	-	-	-	14,238,928	-	-
TOTAL UNH FOUNDATION OFFSET		\$ -	-	-	(14,238,928)	-	-	-	14,238,928	-	-

¹ Grant Revenue includes Federal Pell Grants (when applicable) which is shown in nonoperating revenues/expenses on the summary statement of revenues, expenses, and changes in net position

PLYMOUTH STATE UNIVERSITY
DETAILED SCHEDULE OF REVENUES, EXPENSES, AND TRANSFERS
FOR THE YEAR ENDED JUNE 30, 2019

Fund	Fund Title	Net Student Tuition	Grant Revenue¹	Auxiliary Revenue	Appropriations & Other Revenue	Employee Compensation	Supplies and Services	Other Expenses	Transfers In/(Out)	Beginning Fund Balance 06/30/2018	Ending Fund Balance 06/30/2019
<u>GENERAL OPERATING & OTHER RESTRICTED FUNDS</u>											
6AG106	Other Postemployment Bnft (OPEB)	\$ -				36,559				(633,707)	(597,148)
6U0000	PSU Educational & General	50,606,318	230,005		14,455,031	(54,215,426)	(2,724,273)	(5,454,701)	(7,987,236)	12,764	(5,077,518)
6U0ADJ	PSU Unrestricted Adjustments						37,991		(37,991)	-	-
6U0PRJ	PSU E&G Projections				9,615				(9,615)	-	-
6U3000	Technology Fee	1,947,121			5,970	(852,376)	(731,594)		(735,500)	375,224	8,845
6WG106	Other Postemployment Bnft (OPEB)					668,194				(11,582,224)	(10,914,030)
6Z0ADJ	Agency Funds Year End Adjustment				(4,778)		710			(12,829)	(16,897)
6ZT915	Pat Cookie Jar				1,037					1,044	2,081
6ZT917	NH Student Intern Program									8,880	8,880
6ZT918	Operating Staff Senate				5,764		(552)			1,930	7,142
6ZT924	Ticket Sales-No Country Ctr Arts									1	1
6ZT925	Ticket Sales-NH Music Festival									8	8
6ZT927	Gail White Trust				(2,478)					967	(1,511)
6ZT928	Greek Life Fundraising				456		(158)			-	298
TOTAL GENERAL OPERATING & OTHER UNRESTRICTED FUNDS		52,553,439	230,005	-	14,470,617	(54,363,049)	(3,417,876)	(5,454,701)	(8,770,342)	(11,827,942)	(16,579,849)
<u>INTERNALLY DESIGNATED</u>											
6D0ADJ	PSU Int Desig Adjustments				(5,667)		848,704		(848,704)	9,571	3,904
6D0PRJ	PSU Designated Funds-Projections				(33,366)					33,366	-
6DA2SA	Model UN Class Trip									962	962
6DAACJ	INDC-ASC-Jason Cordeira					(29)	(2,271)		1,739	7,443	6,882
6DAAHE	INDC-ASC Hoffman, Eric						(909)			1,848	2,200
6DAAHP	Amer Alli-Health,PE,Rec,&Dance								(20,581)	20,581	-
6DAAKE	INDC-ASC-E Kelsey					(1,337)			807	733	203
6DAAMS	INDC-ASC-Samuel Miller						(138)			3,174	3,036
6DAANE	Anthology English Dept									8,510	8,510
6DAART	Art Dept Fund Raising									9,161	9,161
6DAASC	INDC-XD-Meteorology						530		72	6,384	6,986
6DABAP	MTD Dept Course Fees						(200)			200	-
6DABCC	INDC-Biology-Chabot					(778)			1,762	13,407	14,391
6DABCF	Biology Course Fees	20,005				(9,331)	(10,849)			4,921	4,746
6DABIO	INDC-Dept Biological Sciences								3,785	17,689	21,474
6DABPP	Sally Boland Poetry Publication								(880)	880	-
6DABSM	INDC-Biology - Son, Mike								(2,295)	2,295	-
6DACAS	Academic Planning								(95,461)	95,461	-
6DACBA	CoBA Course Fees	9,015							(25,131)	16,116	-
6DACBI	Business Program Innovations								(49,672)	49,672	-
6DACCD	Academic Accreditation								(8,374)	8,374	-
6DACCS	Study Abroad									376	376
6DACDP	Child Dev Family Cntr Projects				80					20,561	20,641
6DACEC	Continuing Ed Course Fees								(920)	920	-
6DACER	Capital Equipment Replacement						(7,338)		10,700	85,600	88,962
6DACFD	Indir Cost Share-Res&Innov 001									45	45
6DACFE	Indir Cost Share-Res&Innov					(27,456)	(1,160)		10,967	36,632	18,983
6DACFG	Indir Cost Share-Res&Innov 002					(276)	(351)			1,707	1,080
6DACFL	Indir Cost Share-Res&Innov 003									312	312
6DACFN	Ctr Research & Innov - Conferences				9,220	(4,000)	(7,044)			14,253	12,429
6DACFR	Business Program Events				1,926		(945)			4,012	4,993
6DACHI	Chi Sigma Iota-NHS for Counselors				660		(440)			1,430	1,650
6DACHT	Choral Activities	17,100			20,095		(30,388)			-	6,807
6DACJB	Indir Cost Share-Res&Innov 005									-	-
6DACNF	Academic Conferences								(50)	50	-
6DACRD	ICE-Course Redesign								(2,635)	2,635	-
6DACRP	Indir Cost Share-Res&Innov 006						(1,917)			16,322	14,405
6DACRS	Indir Cost Share-Res&Innov 007									284	284
6DACRW	The Bagley Center Wrkshps									3,188	3,188

PLYMOUTH STATE UNIVERSITY
DETAILED SCHEDULE OF REVENUES, EXPENSES, AND TRANSFERS
FOR THE YEAR ENDED JUNE 30, 2019

Fund	Fund Title	Net Student Tuition	Grant Revenue¹	Auxiliary Revenue	Appropriations & Other Revenue	Employee Compensation	Supplies and Services	Other Expenses	Transfers In/(Out)	Beginning Fund Balance 06/30/2018	Ending Fund Balance 06/30/2019
6DACVA	Indir Cost Share-Res&Innov 009						(130)		1,186	782	1,838
6DADEP	Drerup Exhibit Project									513	513
6DADPS	Dance Premier Series				47,513	(271)	(35,445)			17,816	29,613
6DAE4C	E4 Coalition									680	680
6DAECO	ICE-ECO House								(30,352)	30,352	-
6DAEEB	Indir Cost Share-Res&Innov 010									425	425
6DAEHH	College of Ed, H & HS Innovations								(569)	569	-
6DAENV	INDC-Environ Science & Policy						(663)		1,188	7,268	7,793
6DAEPM	INDC-Cntr for Env-Pruyn, M									3,017	3,017
6DAESP	Environ Sci & Policy Course Fees	12,481					(13,748)		920	1,294	947
6DAF00	Holding-Faculty Research Grants									-	-
6DAF02	Agrotopias: Popul Control and Sust						(774)			774	-
6DAF03	Breast Cancer Survivorship Program						(78)			786	708
6DAF04	Local Land Use Plan & Conservation						(1,489)			1,489	-
6DAF05	Cannabis Tourism in Las Vegas					(5,195)	(3,466)		7,500	1,255	94
6DAF06	Watershed Approaches to DDT					(1,073)	(2,459)		7,200	4,835	8,503
6DAF07	Nutrition Trans of Rur-Urb Linkages					(5,500)	(2,946)		8,734	-	288
6DAF08	Montane Mexico and Central America					(339)	(3,130)		10,640	292	7,463
6DAF09	English-Learner Teacher Advocacy					(1,678)	(4,210)		5,887	-	(1)
6DAF10	Endangered Species & Printmaking						(4,044)		5,000	8	964
6DAF11	PSU Herbarium Digitization				(584)	(4,079)	(477)		6,782	651	2,293
6DAF12	Yurewicz FY19 RAC					(4,695)	(3,097)		8,193	-	401
6DAFRF	Mt Washington Observatory Position				85,379	(45,325)			(40,054)	-	-
6DAGLI	Gilder-Lehrman Inst-NH Hist Teacher									260	260
6DAGPL	Graduate Planning								(100,463)	100,463	-
6DAHDM	D&M Collection									3,455	3,455
6DAHEM	HHP Equipment & Maintenance						(11)		2,520	29,240	31,749
6DAHGA	HHE Athletic Training Grad Asst				45,430	(21,000)	(1,508)		7,989	32,388	63,299
6DAHHI	INDC Health & Human Enrich INBRE					(81)	(182)		1,195	-	932
6DAHHP	INDC-Dept-HHP								597	1,364	1,961
6DAHJD	Center for Active Living					(314)				4,369	4,055
6DAHPC	HHE Course Fees	8,110			555		(9,106)			2,743	2,302
6DAHPF	Athletic Training Program Fees	2,000					(837)			-	1,163
6DAHPK	INDC-HHP-M King									3,175	3,175
6DAINB	INDC-INBRE Admin					(1,560)	(1,402)		4,988	13,442	15,468
6DAIND	INDC-Provost Office						(9,500)		19,743	65,834	76,077
6DAINT	Academic Initiatives					5,629	(103,693)		385,291	13,060	300,287
6DALPR	Perkins Choral Events									-	-
6DALSP	Library Special Projects						(1,250)		5,000	-	3,750
6DAMFL	MindFlight						(100)			100	-
6DAMIN	Musical Instrument Purch Replcmnt				300		(1,736)		11,003	25,621	35,188
6DAMPS	Morgridge Fam Opp Schol Supprt									809	809
6DAMTD	Music Theatre Dance Spec Projs						(929)			929	-
6DAMTH	Math Department - Misc									3,487	3,487
6DAMWM	Museum of the Wht Mtns Sales				4,349		(2,569)		2,524	13,092	17,396
6DANHD	National History Day				7,565		(5,036)			9,363	11,892
6DANUR	Nursing Program Equip Maint & Repl								10,001	17,040	27,041
6DAOWL	USNH Dir Organizational Wellness								(1,336)	1,336	-
6DAPAT	Pi Gamma Mu									64	64
6DAPER	Percussion Ensemble				306		(440)			3,132	2,998
6DAPLN	Planetarium				125		(323)			2,739	2,541
6DAPMN	Piano Monster	70				(7,816)	(7,510)		(3)	15,259	-
6DAPOL	Pollyanna Royalties						(400)			400	-
6DAPRF	University Professorship Awards								(819)	819	-
6DAPRG	Program Development								(2,257)	2,257	-
6DARAB	INDC-CRP-Benoni Amsden						(3,615)			3,618	3
6DAREG	Reggae-Equal Rights/Soc Chng									3,523	3,523

PLYMOUTH STATE UNIVERSITY
DETAILED SCHEDULE OF REVENUES, EXPENSES, AND TRANSFERS
FOR THE YEAR ENDED JUNE 30, 2019

Fund	Fund Title	Net Student Tuition	Grant Revenue¹	Auxiliary Revenue	Appropriations & Other Revenue	Employee Compensation	Supplies and Services	Other Expenses	Transfers In/(Out)	Beginning Fund Balance 06/30/2018	Ending Fund Balance 06/30/2019
6DGHIF	PSU Health Initiatives Fund					(95,502)	77,152		1,336	179,030	162,016
6DGHIG	Highland Hall - Rental Space				91,364		(36,316)			-	55,048
6DGINV	PSU Inventories								10,485	203,477	213,962
6DGONE	One-time Expenses	(525)				(9,191)	(543,092)		496,358	56,450	-
6DGPPB	PSU Non-status Net Zero Fund									-	-
6DGPPD	General Instit-Prepaid Expense									-	-
6DGRIF	PSU Restructuring Investment Fund					(279,147)	(258,256)		537,403	-	-
6DGSTF	PSU Separation					(130,611)			5,000	658,174	532,563
6DH140	Athletics				51,501		(21,300)		39,399	441,981	511,581
6DH145	Athletics Post Season				18,815		(74,354)		80,000	20,389	44,850
6DHABB	Baseball Sport Camps						(484)			4,261	3,777
6DHAMB	Men's Basketball-Sports Camps				1,600		(1,285)			-	315
6DHASC	Softball Sports Camps				6,865		(6,865)			-	-
6DHAVB	Volleyball-Sports Camps				10,618		(12,802)			10,518	8,334
6DHAWB	Women's Basketball-Sports Camps				2,463		(3,327)			1,293	429
6DHAWL	Womens Lacrosse-Sports Camp				1,320					4,920	6,240
6DHAWR	Wrestling Sports Camps				440					491	931
6DHCAL	Athletics Calendar Project								(920)	920	-
6DHEQU	Athletic Equipment-unreturned								(8,479)	8,479	-
6DHERP	Athl Equip Replacmnt (Laundry)								(30,000)	30,000	-
6DHIHM	Affiliate-Men's Ice Hockey Team									2,555	2,555
6DHSPT	PE Center Outreach Programs				2,056	(846)				9,519	10,729
6DPDES	President Discretionary Fund						(6,834)		6,000	20,378	19,544
6DPDNC	President-Donor Cultivation								(5,628)	5,628	-
6DPRBA	PSU Retiree Book Awards								250	1,217	1,467
6DPRIF	President's Innovation Fund					(211,713)	(128,007)		339,720	-	-
6DSADP	Admission Innovation						(42,189)		10,000	117,228	85,039
6DSCON	Events Discretionary Fund				745		(2,162)		1,500	-	83
6DSHSR	Health Services						(99,872)			99,872	-
6DSJAF	Student Conduct				21,450	(17,596)	(33,513)			40,093	10,434
6DSSCH	Student Senate Scholarship				21,657					39,064	60,721
6DT120	PSU Student Activites Accounting	768,589			92,443	(137,305)	(601,506)		(46,530)	647,916	723,607
6DTADP	Kappa Delta Pi									1,064	1,064
6DTAPS	Alpha Phi Sigma				2,780		(3,470)			2,258	1,568
6DTAPT	Student Apts								(9,764)	9,764	-
6DTBEL	Belknap								(2,126)	2,126	-
6DTCAN	Canadian Studies									473	473
6DTCDV	Commission on Diversity								(4,791)	4,791	-
6DTCPP	Charitable Program Planning									-	-
6DTCSH	Costume Shop									957	957
6DTGAZ	EtaSigmaGamma/Eating Disorder Conf	5,287			15,450		(23,978)			74,362	71,121
6DTGTU	Gamma Theta Upsilon Honor Society									141	141
6DTICS	International Trip-Community Service				16,382		(22,800)			9,044	2,626
6DTIFS	International Film Series									291	291
6DTLAN	Langdon Woods Apts								(4,963)	4,963	-
6DTMER	Merrill Place						(3,190)			3,190	-
6DTMLH	Mary Lyon Hall								(122)	122	-
6DTMPS	PSU Marketing Association (MAPS)				2,600		(5,120)		3,731	-	1,211
6DTPAT	PAT-Meeting Support									64	64
6DTPCH	Psi Chi				785		(857)			787	715
6DTPEK	Phi Epsilon Kappa Honor Society									484	484
6DTPEM	Pemi Dorm								(222)	222	-
6DTPKP	Phi Kappa Phi				795		(1,180)			2,401	2,016
6D TSA2	Sustainability #2-Acad Trips									793	793
6D TSA	Sustainability-Academic Trips									6,374	6,374
6DTSCD	Society Scholarly Dialogue								(11,935)	11,935	-
6DT SMT	Smith Dorm								(382)	382	-

PLYMOUTH STATE UNIVERSITY
DETAILED SCHEDULE OF REVENUES, EXPENSES, AND TRANSFERS
FOR THE YEAR ENDED JUNE 30, 2019

Fund	Fund Title	Net Student Tuition	Grant Revenue¹	Auxiliary Revenue	Appropriations & Other Revenue	Employee Compensation	Supplies and Services	Other Expenses	Transfers In/(Out)	Beginning Fund Balance 06/30/2018	Ending Fund Balance 06/30/2019
6DTWOM	Comm on the Stat of Women				296		(1,141)		1,000	2,359	2,514
6DTWPC	WPCR - NHPR									13,353	13,353
6DUPDV	Police Vehicle Replacement								41,005	-	41,005
	TOTAL INTERNALLY DESIGNATED	885,683	-	-	772,946	(2,051,807)	(3,172,655)	-	(19,199)	10,421,436	6,836,404
	AUXILIARY										
6A0ADJ	PSU Auxiliary Adjustments						96,824		(96,824)	-	-
6A0PRJ	Auxiliary Projections			43,774					(43,774)	-	-
6AAENT	Enterprise Center @ Plymouth									15,587	15,587
6AALLW	ALLWell Center Fund			629,961			(7,239)		(587,999)	304,001	338,724
6AAREN	Ice Arena			1,206,736		(248,996)	(101,397)		(910,971)	56,262	1,634
6AB240	Conference Service			420,677		(166,978)	(156,651)		(68,229)	-	28,819
6AB260	Parking Enforcement			291,641		(4,213)	(155,807)		(88,000)	55,721	99,342
6AB262	Shuttle			110,131		(81,970)	(100,151)		46,530	93,921	68,461
6AS210	Residential Life	(323,524)		17,470,840		(936,121)	(7,548,080)		(8,662,450)	3,849	4,514
6AS215	Dining Services	(132)		7,530,979		(67,131)	(6,788,770)		(1,204,700)	2,468,941	1,939,187
6AS220	Hartman Union Building			3,292,857		(390,445)	(1,133,592)		(233,935)	2,962,159	4,497,044
6AS280	Health Services			1,427,149		(758,539)	(574,611)		(46,951)	639,789	686,837
	TOTAL AUXILIARY	(323,656)	-	32,424,745	-	(2,654,393)	(16,469,474)	-	(11,897,303)	6,600,230	7,680,149
	RESTRICTED GIFTS & ENDOWMENT INCOME										
6G0ADJ	PSU Restricted Gift Adjustments						15,422		(15,422)	-	-
6GAAAB	Anonymous Annual Band Schol	(600)			650					700	750
6GAACP	Cluster Supporting Gifts				160					1,045	1,205
6GAART	Art Dept General Gifts				100					25	125
6GAASG	Student Art Gallery Gifts									122	122
6GABAR	Baroni Dance Entrepreneurship Grant									1,000	1,000
6GABTS	Business Technology Schol						(337)			337	-
6GABUS	Business Program Gifts				675				7,014	25,138	32,827
6GABVP	Baroni Visiting Prof of Dance									123	123
6GACDF	Childrens Center Gifts				50					604	654
6GACGS	CAGS Scholarships									180	180
6GACHR	Choral Gift Acct				180					1,856	2,036
6GACJP	Criminal Justice Program Gifts									1,095	1,095
6GACMA	COBA Common Man Apprentice Schol	(1,000)								1,000	-
6GACMS	Communication & Media Studies Gifts						(202)			235	33
6GACOG	General Grad Program Gifts									650	650
6GACOM	Commencement Gifts						(150)			150	-
6GACRE	Center Real Estate Education								(3,003)	3,003	-
6GACSD	Computer Science Dept Gifts									1,296	1,296
6GADAN	Dance Program Gifts									938	938
6GADFT	Dow Family Trust Scholarship	(125)			1,000					2,000	2,875
6GADPT	Dept of Physical Therapy Gifts				625		(2,639)			2,610	596
6GAENG	Alumni Gifts-English Dept						(29)			658	629
6GAENP	Plymouth Writing Project Gifts					(750)				1,165	415
6GAENS	English Dept-Schol + Awards						(71)			71	-
6GAENV	Center for the Environment						(288)			9,684	9,396
6GAES2	Bowen Geography Fund									2,000	2,000
6GAESP	Environmental Sci & Pol Gifts				500					1,046	1,546
6GAETC	Ed Theatre Collaborative Gifts				40,240		(40,860)			620	-
6GAFRG	Languages & Linguistics Gifts								(1,957)	1,957	-
6GAFSI	Fred Smyth Inst-Music Gift				4,950		(4,943)			4,292	4,299
6GAFST	Frost Teaching & Learning Center									418	418
6GAGEO	Global Education Gift Account						(955)			955	-
6GAGGS	General Graduate Scholarships									375	375
6GAHAT	Dr Levy Athl Trning Stud Prof Dev				500		(1,499)			1,434	435
6GAHAV	Haverhill Civic Engagement Project								(112)	112	-

PLYMOUTH STATE UNIVERSITY
DETAILED SCHEDULE OF REVENUES, EXPENSES, AND TRANSFERS
FOR THE YEAR ENDED JUNE 30, 2019

Fund	Fund Title	Net Student Tuition	Grant Revenue¹	Auxiliary Revenue	Appropriations & Other Revenue	Employee Compensation	Supplies and Services	Other Expenses	Transfers In/(Out)	Beginning Fund Balance 06/30/2018	Ending Fund Balance 06/30/2019
6GAWTG	PSU Writers' Talent Grant									1,588	1,588
6GBCAC	Silver Center Gifts				350					1,813	2,163
6GBLAN	Landscaping Gifts				425		(19,286)			18,861	-
6GBLAT	Lights-Athletic Fields-PSU									3,605	3,605
6GC000	Class of 00 Gifts									200	200
6GC912	Class of 2012 Scholarship	(500)			115					2,656	2,271
6GC916	Plymouth Opportunity Scholarship	(8,805)			24,845					3,454	19,494
6GC917	Panther Bus Club Annual Scholarship	(1,000)			190					1,460	650
6GC918	The Stepp Family Scholarship	(25,500)			15,000					15,000	4,500
6GC919	The Bonnie & Charles Still Scholars				935					-	935
6GC920	MAPS Leadership Scholarship	(3,000)			2,250					750	-
6GC921	Vanessa K. Stewart Scholarship									10,000	10,000
6GC922	Class of 2009 Scholarship				1,060					-	1,060
6GC942	Class of 42 Reunion									125	125
6GC946	Class of 46 Reunion									50	50
6GC947	Class of 47 Reunion Gifts									855	855
6GC948	Class of 48 Reunion Gifts									8,342	8,342
6GC950	Class of 50 Gifts									795	795
6GC953	Class of 53 Gifts									3,483	3,483
6GC956	Class of 1956 Gifts									50	50
6GC957	Class 1957 Reunion Gifts-Unend									1	1
6GC958	Class of 1958 Gifts									470	470
6GC959	Class of 1959 Gifts									2,210	2,210
6GC960	Class of 1960									1,534	1,534
6GC961	Class of 1961 Gifts									650	650
6GC963	Class of '63 Panther Scholarship	(500)			1,736					7,709	8,945
6GC965	Class of 65 Reunion Gifts									950	950
6GC966	Class of 1966 Gifts									1,250	1,250
6GC968	Class of 68 Reunion Gift									72	72
6GC969	Class of 69 Reunion Gifts									5,025	5,025
6GC970	Class of 70 Reunion Gift									2,447	2,447
6GC973	Class of 73 Reunion									200	200
6GC999	Class of 99 Gifts									260	260
6GCALL	ALLWell Center Gifts									27,904	27,904
6GCALM	Alumni Relations Gifts				5,496					7,088	12,584
6GCANS	Barbara Andresen Nursing-holding				712					3,940	4,652
6GCARP	Archives Project Gifts				100					1,288	1,388
6GCAW2	AllWell North Phase II Gifts				97,818					139,303	237,121
6GCAW3	AllWell III-Strength & Cond. Lab				53,570					408	53,978
6GCAWF	ALLWell North Outdoor Spaces				235,321					656,533	891,854
6GCBWS	Bo Wiblyi Scholarship									63	63
6GCCOL	Colorado Alumni Scholarship				1,083					-	1,083
6GCCST	Elizabeth W. Cheney Studio Theatre				24,793					-	24,793
6GCDEV	Tower Fund Events Gifts						(37)			1,302	1,265
6GCDGC	Barbara Dearborn Golf Classic				8,264		(4,447)		(3,817)	-	-
6GCE01	Elaine Gail Vaillant Brown Schl Fnd	(2,900)			2,950					1,952	2,002
6GCE02	Class of 62 Scholarship	(2,200)			2,218					3,079	3,097
6GCE03	Morgridge Family Internship Fund	(1,000)			2,782					4,060	5,842
6GCE04	N Hopkins '37 & M Hopkins '20 Scho	(1,000)			837					258	95
6GCE05	Larry K & Dawn Ray Haynes Schol Fun	(1,100)			1,195					1,091	1,186
6GCE06	Grad Student Research Gifts				725					1,322	2,047
6GCE07	Raise the Curtain Gifts				31,161		(31,705)			543	(1)
6GCE08	Barry M Ross '73 Scholarship Fund	(1,000)			2,004					1,045	2,049
6GCE09	Class of 1951 Scholarship	(858)			507					474	123
6GCE11	Doris Dean Palmer '30 Endowed Schol	(625)			648					807	830
6GCE12	Harold C & Martha Zehr Schol Endowm	(1,300)			767					658	125
6GCE13	Switzer Fund History Prize				1,328		(1,950)			1,242	620

PLYMOUTH STATE UNIVERSITY
DETAILED SCHEDULE OF REVENUES, EXPENSES, AND TRANSFERS
FOR THE YEAR ENDED JUNE 30, 2019

Fund	Fund Title	Net Student Tuition	Grant Revenue¹	Auxiliary Revenue	Appropriations & Other Revenue	Employee Compensation	Supplies and Services	Other Expenses	Transfers In/(Out)	Beginning Fund Balance 06/30/2018	Ending Fund Balance 06/30/2019
6GCE14	Student Affairs Scholarship Endowmt	(900)			689					722	511
6GCE15	Jane E. Babin Scholarship Fund	(800)			822					877	899
6GCE16	Trevorrow Fund for Library Interns	(6,000)			3,482					3,279	761
6GCE17	Heritage Society Endowment				2,151	(114)				4,323	6,360
6GCE18	Morgridge Opportunity Scholarship	(36,000)			38,586					20,158	22,744
6GCE19	Operating Staff Endowed Scholarship	(5,000)			1,962					7,177	4,139
6GCE1A	Michelle Morse Memorial Schol	(1,500)			1,546					1,780	1,826
6GCE1B	Kent Criminal Justice Spirit Award	(600)			611					1,152	1,163
6GCE1C	UNIQUE Endowment Allocation Plan	(376,748)			376,748					-	-
6GCE1D	Hanaway Endowment for the Perf Arts				3,819		(7,857)			4,281	243
6GCE1E	B Dearborn Endowed Art Schol	(1,000)							500	3,215	2,715
6GCE1F	Professorship Gifts								(500)	500	-
6GCE1G	Ruth Birch Marzec '48 Schl End	(1,000)			1,019					1,488	1,507
6GCE1J	James W Tethers Endowed Schol	(1,200)			603					631	34
6GCE1K	J Philip & Eva M Duguay Schol	(575)			598					547	570
6GCE1L	Forrest M & Opal M Steen Scholl	(575)			593					577	595
6GCE1M	Stevens-Bristow Professorship				3,873		(1,978)		500	11,608	14,003
6GCE1N	Imagine A Way Schol Endowment	(2,000)			2,025					1,461	1,486
6GCE1P	Wixson Endowed Prof of Math				1,718	(2,149)				4,683	4,252
6GCE1Q	Eugene & Joan Savage Edu Award	(2,500)			2,555					2,712	2,767
6GCE1R	Patricia Stips Lamson Library End				3,349		(13,608)			20,200	9,941
6GCE1S	Patricia Stips Scholarship Endowmnt	(6,600)			6,663					1,518	1,581
6GCE1T	PSU PAT Scholarship Endowment	(7,454)			6,182					7,193	5,921
6GCE1U	Roberta T Bartlett Art Scholarship	(2,100)			2,156					2,043	2,099
6GCE1W	Roberta T Bartlett Music Schol				2,156					2,043	4,199
6GCE1X	Eastman-PMK/TKE Schol Endmt	(1,200)			1,233					1,282	1,315
6GCE1Y	Gary K Richey Endowed Schol				456					538	994
6GCE1Z	McCabe Leadership Scholarship Fund	(1,000)			1,007					59	66
6GCE20	Merilee Phillips Accounting Schol				372					404	776
6GCE21	Donald P. Wharton Endowment				1,686		(811)			7,934	8,809
6GCE22	P E Arold Memorial Fund	(2,500)			2,520					3,179	3,199
6GCE23	Class of 1937 Fund	(1,000)			2,337					3,724	5,061
6GCE24	Irwin Willard Jones Scholarship	(3,400)			3,405					3,339	3,344
6GCE25	Barbara Boyce Oakes Schol				4,222		(4,000)			3,932	4,154
6GCE26	Citizens Bank Endowed Schol	(1,600)			1,622					2,168	2,190
6GCE27	Beatrice Hodgdon Award-Class of '44	(1,700)			1,708					1,572	1,580
6GCE28	Donna Ford Memorial Fund	(275)			289					382	396
6GCE29	Myrtle L Grover Schol Fund	(9,400)			4,748					5,142	490
6GCE2A	George & Helen Koehler Endowed Fund				1,127					1,090	2,217
6GCE2B	Janet Sanford Kelliher Endowed Schl	(4,000)			5,374					1,839	3,213
6GCE2C	Wiggett Family Student Support				442				(1,095)	1,095	442
6GCE2D	Dennise Maslakowski Grad Ed Schol	(5,000)			5,452					3,270	3,722
6GCE2E	Lovett Fund for Ctr for the Envir				817		(750)			1,571	1,638
6GCE2F	Mary Rita Hyde '62 Mem Schol	(600)			627					794	821
6GCE2G	Meg Petersen Endowed Scholarship	(1,400)			1,401					1,329	1,330
6GCE2H	Hage-Diversity & Intern'l Initiativ	(1,700)			1,735					2,585	2,620
6GCE2J	Trimpi Endwmnt-Perf Study Talent Gr	(3,625)			5,612					6,807	8,794
6GCE2K	Matthew S Budrow '06 Mem End Schol	(1,500)			3,436					1,470	3,406
6GCE2L	Marjorie "Marty" Stokes ES&P Schol	(500)			741					928	1,169
6GCE2M	Thurston-Cheney Performing Arts				1,015		(1,999)			1,831	847
6GCE2N	Supporting Our Stdnts Faculty Schol	(7,034)			5,349					7,939	6,254
6GCE2P	Richardson '13 Captain's Chall Schl	(4,200)			7,223					3,564	6,587
6GCE2Q	Mary E Campbell '91 Schol Endwmnt	(3,000)			2,018					2,660	1,678
6GCE2R	Helen Abbott '39 Prfshp Envir Stud				5,132		(876)			12,840	17,096
6GCE2S	Pam&John Marrapese-KeepNHLakesClear	(2,500)			1,250					1,418	168
6GCE2T	John P& June Estelle Ryan Lewis '44	(2,300)			2,315					2,343	2,358
6GCE2U	Norman '37 & Cecile Demers Schol	(2,300)			2,315					2,602	2,617

PLYMOUTH STATE UNIVERSITY
DETAILED SCHEDULE OF REVENUES, EXPENSES, AND TRANSFERS
FOR THE YEAR ENDED JUNE 30, 2019

Fund	Fund Title	Net Student Tuition	Grant Revenue¹	Auxiliary Revenue	Appropriations & Other Revenue	Employee Compensation	Supplies and Services	Other Expenses	Transfers In/(Out)	Beginning Fund Balance 06/30/2018	Ending Fund Balance 06/30/2019
6GCE2V	Schlesinger Mem Schol in Poli Sci	(750)			2,510					2,846	4,606
6GCE2W	Sharon R Parish Mem Schol	(1,725)			2,315					2,292	2,882
6GCE2X	Bernier Athletic Training Scholrshp	(1,000)			1,810					3,143	3,953
6GCE2Y	Dearborn-May Psych Scholarship-Hold				1,000					20,000	21,000
6GCE2Z	Robert & Margot Swift Endowed Schol	(2,000)			2,130					1,200	1,330
6GCE30	Gary David Johnson Scholarship	(1,100)			1,196					1,153	1,249
6GCE31	Harry Prebble Swett Fund				1,697		(991)			1,101	1,807
6GCE32	Lillian Groux Mattoon Schol	(1,400)			1,460					1,341	1,401
6GCE33	Bernice Goodwin Spaulding Scho				648					898	1,546
6GCE34	Scott Descoteaux Memorial Scho				1,231					1,974	3,205
6GCE35	Art Dept. Endowment Fund	(800)			828					836	864
6GCE36	Blanche Colby Stacy	(3,200)			3,298					3,086	3,184
6GCE37	Class of 1941 Emergency Fund	(1,400)			1,410					12,683	12,693
6GCE38	Robert L Boyd Memorial Fund				121		(228)			107	-
6GCE39	Class of 1946 Fund	(2,800)			2,873					4,517	4,590
6GCE3A	Barbara Andresen Nursing Schol	(500)			250					250	-
6GCE3B	Mark E. Bates '75 Meml Schol	(17,000)			7,277					9,992	269
6GCE3C	Estes German Study Abroad Schol				1,119					3,765	4,884
6GCE3D	Burton '62 Public Service Schol	(1,800)			1,824					3,250	3,274
6GCE3G	PSU Nursing Scholarship									5,000	5,000
6GCE3H	Plant Nursing Scholarship Payout	(1,000)			1,014					-	14
6GCE3J	J Loughlin Schol Endowment Holding									10,212	10,212
6GCE3K	N Snyder Sem-at-Sea Endowmt Holding									1,040	1,040
6GCE3L	Carleton Parish Social Science Sch	(900)			942					863	905
6GCE3M	Norton Bagley '41 Library Endowment				1,012		(2,476)			1,465	1
6GCE3N	Estes Endowed Mathematics Schol				2,001					6,976	8,977
6GCE3O	Reverend Sidney Lovett Scholarship	(4,000)			4,940					1,126	2,066
6GCE3P	Colin Graham Scholarship	(1,000)			6,000					18,000	23,000
6GCE3Q	Ryan Chadwick Scholarship	(1,000)			6,000					16,000	21,000
6GCE3R	Louise McCormack Endowed Fund				458					2,010	2,468
6GCE3S	Jonathan & Cornelia Hall Endow Schl	(7,500)			4,028					7,968	4,496
6GCE3T	CGSB Award Endowment Fund	(5,500)			3,359					3,261	1,120
6GCE3U	Janet Claire Boisvert Prof in Educ									20,000	20,000
6GCE3V	Kathleen Arecchi Memorial Scholar	(1,500)			1,087					6,124	5,711
6GCE3X	Kelsey North Country Scholars Endow	(25,000)			11,564					20,659	7,223
6GCE3Y	The Fischler Family Scholars Payout	(2,000)			1,183					1,940	1,123
6GCE3Z	Christopher B Eschenbach Mem Schol	(1,000)								9,040	8,040
6GCE40	Class of 1957 Fund	(600)			643					599	642
6GCE41	Charles L Currier Memorial Fun	(1,500)			1,048					1,040	588
6GCE42	John F. Ozog Memorial Fund	(1,500)			1,597					1,811	1,908
6GCE43	PSU Mathematics Department Fun				314		(352)			2,536	2,498
6GCE44	PSU AA Endowment Schol Fund	(17,200)			25,777				2,817	17,404	28,798
6GCE45	Dorothy Whiting Scholarshiip	(450)			471					430	451
6GCE46	Hartman/Kelly Endowment Schol	(325)			334					331	340
6GCE47	Brennan Hart Scholarship	(8,000)			4,327					3,972	299
6GCE48	Madie Barrett Scholarship	(9,900)			2,686					7,255	41
6GCE49	Marie Connelly Endowment Schol				1,018					949	1,967
6GCE4A	Jake Nawn Mem Annual Scholalarship	(1,500)			3,172					6,493	8,165
6GCE4B	The Worthen Vascak Scholarship	(1,000)			2,600					20,705	22,305
6GCE4D	Holmes-Pattee-Haggart Family Schol	(18,500)			28,832					3,000	13,332
6GCE4E	Holmes-Pattee-Haggart Family Endowm				28,832		(28,252)			35,666	36,246
6GCE4F	The McLane Family Fellowship				8,506	(4,500)				8,522	12,528
6GCE4H	Gary & Elizabeth Lowe Schol Payout				924					1,500	2,424
6GCE4I	Jack & Dorothy Byrne Foundation Sch	(4,000)			4,000					4,000	4,000
6GCE4J	Henry & Ethel Vittum Schol Payout	(1,800)			1,834					1,800	1,834
6GCE4K	Haverhill Civic Engagement Fund					(5,420)	(44)		112	13,656	8,304
6GCE4L	Joseph & Gail White Graduate Fellow	(10,150)			5,439					6,000	1,289

PLYMOUTH STATE UNIVERSITY
DETAILED SCHEDULE OF REVENUES, EXPENSES, AND TRANSFERS
FOR THE YEAR ENDED JUNE 30, 2019

Fund	Fund Title	Net Student Tuition	Grant Revenue¹	Auxiliary Revenue	Appropriations & Other Revenue	Employee Compensation	Supplies and Services	Other Expenses	Transfers In/(Out)	Beginning Fund Balance 06/30/2018	Ending Fund Balance 06/30/2019
6GCE4M	Joseph McCaffrey Mem Endowed Schol				1,000					-	1,000
6GCE4O	Charles A Wood Jr '72 Schol Fund				8,350					-	8,350
6GCE50	M."Rock" Kenyon Alumni	(1,150)			866					1,568	1,284
6GCE51	Roi White Memorial Schol	(1,800)			1,871					1,826	1,897
6GCE52	Jessie Barnes Metcalf School				1,050					1,504	2,554
6GCE53	James & Nancy Hogan Endowed Fund	(1,200)			1,758				(500)	2,046	2,104
6GCE55	Isabelle Murray Scholarship				234					353	587
6GCE56	Geneva M Smith Scholarship	(4,550)			5,251					5,783	6,484
6GCE58	Hazel Balch Moore '26 Scholars	(1,300)			2,680					2,563	3,943
6GCE60	Emma Paulsen Knapp '17 Scholar	(297)			487					460	650
6GCE61	Clarice Clark Parker Award				86					1,037	1,123
6GCE62	Ann L Wharton Scholarship				1,379					1,481	2,860
6GCE63	David Grierson Memorial				548		(775)			3,661	3,434
6GCE64	Robert J Doherty 86 Schol	(450)			457					521	528
6GCE65	AAUW Non Traditional Stud Schl	(3,600)			802					2,841	43
6GCE66	John Defortis Scholarship Fund	(600)			601					1,037	1,038
6GCE67	James Hamilton Memorial				74					1,536	1,610
6GCE68	Ola A Hubbard Scholarship				25,985					46,872	72,857
6GCE69	Ella O Keene Scholarship Fund				7,018					12,658	19,676
6GCE70	William L Taylor Memorial Fund	(825)			832					807	814
6GCE71	Emma Yeaton Wheeler School	(2,700)			1,395					1,346	41
6GCE72	Lydia Briggs Endowment				395		(1,295)			900	-
6GCE73	John V. Miller Jr. Payout Fund				761				(1,625)	864	-
6GCE74	Jeanette + Richard Collins End				5,690					11,352	17,042
6GCE76	Maureen Shine Bateman Mem Schl	(1,600)			1,663					1,591	1,654
6GCE77	Regina Thorton Mem Schol				397					539	936
6GCE78	Carol Anne Soucie Mem Schol	(600)			465					711	576
6GCE79	Karl Drerup Art Scholarship	(2,400)			2,444					2,344	2,388
6GCE80	Norton R Bagley Scholarship	(3,750)			5,068					8,647	9,965
6GCE81	H B Barton Endowed Schol	(1,000)			1,131					468	599
6GCE82	Catherine & Kirk Middlekauff				712					236	948
6GCE83	Sally Boland Memorial Schol	(600)			617					578	595
6GCE84	Barbara Dearborn Math Scholars	(2,000)			663				500	4,027	3,190
6GCE85	Collins Discretionary Challenge En				677					4,066	4,743
6GCE86	C E Brown-Applied Comp Sci Sch	(2,800)			2,860					2,822	2,882
6GCE87	Mehmet & Sepril Canlar Endow Schol	(275)			291					291	307
6GCE88	Harold E Hyde Endowed Schol	(2,600)			2,662					2,389	2,451
6GCE91	Wm S Belvin Schol-Endowment	(1,500)			1,530					1,628	1,658
6GCE93	John K Walsh	(800)			808					747	755
6GCE94	John L Daly Scholarship Fund	(900)			922					1,633	1,655
6GCE95	HPER Alumni Merit Scholarship Fund	(600)			614					589	603
6GCE96	Cindy Kilzen Award	(450)			273					189	12
6GCE97	Class Of 1952 Scholarship	(5,700)			5,793					5,254	5,347
6GCE98	Grappone Granite State Scholars	(3,600)			2,935					687	22
6GCE99	Barbara Willey '37	(5,670)			6,131					5,968	6,429
6GCEA1	Levy Student Prof.Dev-EndowHOLDING				2,590					-	2,590
6GCEM1	Bertha Fauver Char Gift Anntity						(920)			2,051	1,131
6GCEM2	Wm&Christy Belvin Char Gft Annuity						(1,425)			7,062	5,637
6GCESM	Ellen Morin '52 Scholarship									400	400
6GCEZF	Zachary Frank Memorial Endowed Scho	(2,500)								5,000	2,500
6GCGCM	Gary Corcoran Memorial Scholarship	(750)			5,034					-	4,284
6GCHAL	Ray's Angels Scholarship	(17,000)			27,441					17,586	28,027
6GCIEC	I&E Cluster Scholarship				2,500					-	2,500
6GCJLC	Joseph L Clark Fund									15,195	15,195
6GCJLM	John M Loughlin '86 Mem Schol	(500)								550	50
6GCJRH	Jean Reaney Hobson Memorial Schol	(1,500)			1,711					1,516	1,727
6GCKOS	Kelsey Opportunity Scholarship	(10,000)			15,194					-	5,194

PLYMOUTH STATE UNIVERSITY
DETAILED SCHEDULE OF REVENUES, EXPENSES, AND TRANSFERS
FOR THE YEAR ENDED JUNE 30, 2019

Fund	Fund Title	Net Student Tuition	Grant Revenue¹	Auxiliary Revenue	Appropriations & Other Revenue	Employee Compensation	Supplies and Services	Other Expenses	Transfers In/(Out)	Beginning Fund Balance 06/30/2018	Ending Fund Balance 06/30/2019
6GCLEC	Laundry Equipment Corp Annual Schol	(938)			1,250					1,250	1,562
6GCLPS	Leadership Prof Sales Scholarship				1,000					-	1,000
6GCMLR	Mary Lyon Restoration Alumni						(3,120)			3,120	-
6GCNGS	PSU Academic Nursing Scholarship				750					4,250	5,000
6GCNHP	Necchi '77 HHP Annual Scholarship	(500)			1,000					1,000	1,500
6GCNPS	Necchi '77 Prof Sales Annual Schol	(1,000)			1,000					1,000	1,000
6GCOKR	Okrant Family Schol-Tourism Studies				846					1,477	2,323
6GCPBN	Paul Berton '76 Newfound Scholarship	(9,999)			10,000					-	1
6GCPCC	Plymouth CUCC Choral Scholars	(700)			1,400					-	700
6GCPFS	Philip Frey Annual Scholarship				2,000					-	2,000
6GCPGN	Peace Garden Gifts						(2,707)			5,270	2,563
6GCPKP	Phi Kappa Phi Chap 219 Annual Schol				110					-	110
6GCPMG	OPR Publications/marketing Gifts						(930)			930	-
6GCPNS	PSU Nursing Scholarship-Holding									11,030	11,030
6GCRFL	Robert Frost Letters-Gifts						(1,000)			1,000	-
6GCRHR	Russell House Restoration Alum						(25)			25	-
6GCSKD	FPS Kappa Delta Phi Scholarship	(1,000)			10,375					7,401	16,776
6GCSPC	Alumni Special Programs-Gifts						(925)			925	-
6GCSPG	PSU Graduate Scholarship Fund									360	360
6GCSSS	Snyder '63 Sem at Sea Annual Schol									20	20
6GCTMP	Advancement Gift Holding-Restricted				1,687				(2,437)	850	100
6GCTMQ	Advncmnt Gift Holding-Event Related				7,267		(7,267)			-	-
6GCUPS	Ut Prosim Scholarship				6,095					-	6,095
6GCWAB	Wiggett Annual Schlrshp in Business	(2,000)			2,000					2,100	2,100
6GCWCG	Womens Circle of Giving Scholarship				4,252				2,437	-	6,689
6GCWDP	Walter & Dorothy Peterson Schol	(2,000)			2,000					2,000	2,000
6GCZAM	Craig Dean Zamzow MBA Scholarship									3,015	3,015
6GFALM	Alumni Gifts ITS						(1,485)			1,485	-
6GFDIN	Dining Program Gifts				500					-	500
6GFTGF	PSU Golf Club Gifts				10,005		(10,005)			-	-
6GFTWR	WPCR						(2,085)			2,085	-
6GGGEN	Budget Only - Gifts									-	-
6GHABB	Baseball Team Gifts				73,808		(82,145)			11,835	3,498
6GHACR	Cross Country Team Gifts				5,164		(5,120)			1,882	1,926
6GHAD1	Athletics-General Alumni Fund				22,930		(66,168)			109,458	66,220
6GHAD2	Women's Athletics Alumni Fund						(1,502)			4,734	3,232
6GHAFB	Football Team Gifts				40,277		(42,053)			33,430	31,654
6GHAFH	Field Hockey Team Gifts				4,305		(3,720)			2,882	3,467
6GHAHS	Men's Ice Hockey Equipment				20,000		(9,939)			-	10,061
6GHAIH	Men's Ice Hockey Team Gifts				32,710		(31,703)			4,013	5,020
6GHAMB	Men's Basketball Team Gifts				4,182		(1,779)			40	2,443
6GHAML	Men's Lacrosse Team Gifts				14,162		(14,070)			3,078	3,170
6GHAMS	Men's Soccer Team Gifts				2,190		(3,975)			2,853	1,068
6GHASB	Women's Softball Team Gifts				7,008		(10,972)			3,964	-
6GHASK	Ski Team Gifts				14,402		(10,530)			11,649	15,521
6GHASW	Swim Team Gifts				1,721		(1,420)			6,778	7,079
6GHATF	Track and Field Team Gifts				1,357					2,786	4,143
6GHATR	Athletics Training Gifts				200		(2,671)			2,471	-
6GHAVB	Women's Volleyball Team Gifts				9,452		(9,452)			-	-
6GHAWB	Women's Basketball Team Gifts				1,280		(1,272)			-	8
6GHAWH	Women's Ice Hockey Team Gifts								800	-	800
6GHAWL	Women's Lacrosse Team Gifts				3,628		(4,931)			3,802	2,499
6GHAWR	Wrestling Team Gifts				3,300		(4,839)			2,544	1,005
6GHAWS	Women's Soccer Team Gifts				1,493		(5,973)			10,598	6,118
6GHAWT	Women's Tennis Team Gifts				2,227		(2,761)			1,866	1,332
6GHNSG	Nursing Stethoscope Gifts				4,050					-	4,050
6GHWRM	Weight Room Gifts						(348)			2,710	2,362

PLYMOUTH STATE UNIVERSITY
DETAILED SCHEDULE OF REVENUES, EXPENSES, AND TRANSFERS
FOR THE YEAR ENDED JUNE 30, 2019

Fund	Fund Title	Net Student Tuition	Grant Revenue¹	Auxiliary Revenue	Appropriations & Other Revenue	Employee Compensation	Supplies and Services	Other Expenses	Transfers In/(Out)	Beginning Fund Balance 06/30/2018	Ending Fund Balance 06/30/2019
6GIFRM	Freight Farm Cluster Project Gifts				430					-	430
6GJSPN	Spanish Program Gifts								978	-	978
6GS220	Alt Spring Break Gifts				2,858		(6,434)			3,576	-
6GS221	Community Service Angel Tree				1,228		(1,019)			-	209
6GS222	Office of Community Impact Gifts						(50)			50	-
6GSCMG	Crawford-Martin Opportunity Grants									826	826
6GSPCC	Counseling Ctr Hagedorn Lib				150					2,434	2,584
6GSPED	PEEPS Gifts									100	100
6GSUPD	University Police Dept Gifts									100	100
6GSWCN	Alumni Gifts Women's Center									115	115
6GTACD	American Choral Dir. Assoc. Gifts				322		(322)			-	-
6GTACS	American Chem Society Stdnt Chapter				36					-	36
6GTADV	Adventure Education Club Gifts				1,111		(1,111)			-	-
6GTAIS	Alpha Iota Sigma Honor Soc Gifts				600		(600)			-	-
6GTALS	ALSO Gifts						(650)			650	-
6GTANS	Lillian F Morrissey Annual Schlrsrp	(1,000)			2,000					5,165	6,165
6GTASC	ASCD Educators Club Gifts				1,481		(1,481)			-	-
6GTBRD	Snowboarding Club Gifts				250		(250)			-	-
6GTBTB	PSU Best Buddies Gifts				45		(45)			-	-
6GTCCS	Souza "That I May Serve" Scholarshi	(1,000)			1,100					1,000	1,100
6GTCHE	Cheerleader Gifts						(100)			100	-
6GTCOM	Common Ground Gifts				931		(931)			-	-
6GTDMD	Delta Mu Delta Gift						(1,000)			1,000	-
6GTDTM	Dance Team Gifts				8,687		(6,913)			-	1,774
6GTENA	ENACTUS				3,280		(11,282)			10,363	2,361
6GTESG	EtaSigmaGamma-EatDisorderConf Gifts				132					-	132
6GTFLM	The Film Club				1,585		(1,585)			-	-
6GTFRI	PSU Ultimate Frisbee Club Gift						(400)			400	-
6GTFRN	French Program Gifts								978	-	978
6GTGEN	Ending Genocide Around the World						(8)			8	-
6GTGEO	Geog & Enviro Planning Club Gifts				1,611		(1,611)			-	-
6GTGRA	Granite Guarantee				565					1,250	1,815
6GTGRK	Greek Council Gfits						(605)			605	-
6GTHAM	Hammocking Club Gifts				191		(80)			-	111
6GTHHP	Health Human Performance Club Gifts				4,202		(4,202)			-	-
6GTICS	International Service Trip Gifts				620					-	620
6GTITC	PSU Investment Club				407					9,993	10,400
6GTKNM	Kelly Nester Memorial Gifts									30	30
6GTLPE	Lambda Pi Eta Honor Society				42		(192)			154	4
6GTMAP	MAPS-Marketing Assn PSU-Gifts				4,938		(6,438)			1,500	-
6GTMAT	Math Assn. Club Gifts				926		(926)			-	-
6GTMEC	Nat'l Assoc. Music Educ. Club Gifts				2,617		(2,617)			-	-
6GTMET	American Meteorological Soc Gifts				1,323		(4,698)			3,375	-
6GTMIX	Mixed Emotions Gifts				209		(209)			-	-
6GTMOD	Model U.N. Club Gifts				2,533		(3,033)		500	-	-
6GTMRG	Men's Rugby Gifts				263		(534)			484	213
6GTMTB	Mountain Biking Society Gifts				1,655		(1,655)			-	-
6GTMTN	Music Teachers Nat'l Assoc Gifts				155					-	155
6GTNIC	Nicaragua Club Gifts				5,135		(5,135)			-	-
6GTOUT	Outing Club Alumni Fund				31		(249)			218	-
6GTPBC	Paintball Club Gifts				73		(73)			-	-
6GTPGC	PSU Gaming Club Gifts				670		(670)			-	-
6GTPSY	Psychology Club Gifts				199		(199)			-	-
6GTPTC	Physical Therapy Club Gifts				66		(66)			-	-
6GTRFD	Robert Frost Speech & Debate Gifts						(1,450)			1,450	-
6GTRIO	TRIO Club Gifts				2,275					-	2,275
6GTRNS	Recreation Sports Gift Fund				120		(150)			40	10

PLYMOUTH STATE UNIVERSITY
DETAILED SCHEDULE OF REVENUES, EXPENSES, AND TRANSFERS
FOR THE YEAR ENDED JUNE 30, 2019

Fund	Fund Title	Net Student Tuition	Grant Revenue¹	Auxiliary Revenue	Appropriations & Other Revenue	Employee Compensation	Supplies and Services	Other Expenses	Transfers In/(Out)	Beginning Fund Balance 06/30/2018	Ending Fund Balance 06/30/2019
6GTSAC	Student Art Collective Gifts				240		(240)			-	-
6GTSAS	Student Accounting Society Gifts				280		(280)			-	-
6GTSAT	Student Athletic Trainers Club				133		(559)			426	-
6GTSEA	SAVE All Club Gifts				140		(140)			-	-
6GTSFS	NH Transfer Student Fund	(5,300)			1,820					4,926	1,446
6GTSIF	Swipe it Forward				500					571	1,071
6GTSLD	Student Senate Leadership Awrd						(115)			115	-
6GTSMC	Sports Management Club Gifts				118		(118)			-	-
6GTSNA	Student Nursing Association Gifts				1,025		(1,025)			-	-
6GTSSF	PSU Student Support Fund				4,061		(7,205)		1,095	11,906	9,857
6GTSWC	Social Work Club Gifts				1,246		(1,246)			-	-
6GTVOC	Vocal Order Gifts				131		(31)			-	100
6GTVOL	PSU Volunteers Gifts				194		(194)			-	-
6GTWHO	Women's Ice Hockey Gifts				4,737		(6,631)		(800)	2,692	(2)
6GTWIS	Wisinski Family Endowed Gift Fund				5,000					5,000	10,000
6GTWRG	Women's Rugby Gifts				1,726		(1,776)			60	10
	TOTAL RESTRICTED GIFTS & ENDOWMENT INCOME	(849,503)	-	-	2,035,123	(82,503)	(734,944)	-	(9,422)	2,485,756	2,844,507
<u>SPONSORED RESEARCH & PROGRAMS</u>											
610007	Ore Hill II CERCLA site									-	-
610009	WMNF Trailhead Stewardship Intern									-	-
610010	Hubbard Brook JVA III		112,855			(85,209)	(27,526)			(120)	-
610011	Co-occurrence High Fluoride - Alum.		10,567			(6,802)	(3,765)			-	-
610013	Centennial Celebration MWM		3,588			(452)	(3,136)			-	-
610014	Mod2 Co-Occur of High FluorideAlum		15,091			(9,899)	(5,192)			-	-
63C004	White Mountain Arts Festival		1,237				(1,237)			-	-
63C005	Enacting Equity, Summer Institute		447			(447)				-	-
63E129	Next Steps NH, Transition, Practice		2,638			(2,443)	(195)			-	-
63T003	Barriers to Active Transport'n NH	(3,858)	25,431			(13,638)	(7,935)			-	-
63Z056	AY18-22 NHGov Scholarship Cohort A	(38,500)	38,500							-	-
63Z057	CY2018 Title IX Outreach		5,905				(5,905)			-	-
63ZU19	FY19 UNIQUE Annual Allotment	(243,300)	243,300							-	-
647021	N.E. Cold-Air Damming Exp. (CADES)									-	-
647022	REU:N.E. Collabaorative Atmospheric		71,928			(4,743)	(67,185)			-	-
647023	Engaging Students In Geosciences		53,761			(25,179)	(28,582)			-	-
64B007	Integrated Cur Educ Technology									-	-
64B008	Program Income/Math Dept									4,334	4,334
64B056	Ski Area Impact Study, 14-15, 15-16		2,890			(2,627)	(263)			-	-
64B064	OpenSnow Partnership Yr3		2,477			(1,581)	(896)			-	-
64G077	14-15 RI State Scholarship									1,250	1,250
64G088	15-16 VT State Scholarship		(84,119)							85,411	1,292
64G094	17-18 VT State Grant	(80,861)	84,119							-	3,258
64G100	The Human Trafficking Work Group NH		15,552			(8,978)	(6,574)			-	-
64G103	Educ. Tuition Partnership FY19-21	(28,950)	70,957			(23,513)	(18,494)			-	-
64G104	Root Causes Educational Inequities		22,728			(18,199)	(4,529)			-	-
64N084	National Writing Project 2006-2007									6,931	6,931
64N094	2007-2008 National Writing Project									9,533	9,533
64N230	Enterprise Center @Plymouth wrkstdy									677	677
64N233	'15-'16 N. Country Teacher Ed. Cert	44,700	(49,170)				4,470			-	-
64N244	2017-2018 CRWP, High Need Middle-HS	(8,146)	11,653			(2,385)	(1,122)			-	-
64N245	'17-'18 SEED Invitational Leadership	(3,000)	4,366			(1,625)	259			-	-
64N246	LTER: Hubbard Brook		23,461			(15,267)	(8,194)			-	-
64N247	FY17 award N.Country Teacher Cert	(49,700)	54,670				(4,970)			-	-
64N251	8th NH Eating Disorder Conference		12,238			(3,637)	(8,601)			-	-
64N252	FY18 Cooperating Collection		38				(38)			-	-
64N253	The People's Forest:Centennial WMNF		1,932			(1,756)	(176)			-	-
64N254	Conservation Fund Beebe Rvr Prjct	(1,929)	24,370			(12,126)	(10,315)			-	-

PLYMOUTH STATE UNIVERSITY
DETAILED SCHEDULE OF REVENUES, EXPENSES, AND TRANSFERS
FOR THE YEAR ENDED JUNE 30, 2019

Fund	Fund Title	Net Student Tuition	Grant Revenue¹	Auxiliary Revenue	Appropriations & Other Revenue	Employee Compensation	Supplies and Services	Other Expenses	Transfers In/(Out)	Beginning Fund Balance 06/30/2018	Ending Fund Balance 06/30/2019
64N255	NHEC TIGER Support FY19		3,481			(2,991)	(490)			-	-
64N256	FY19 Littleton Scholars,Math,Bus,Ad	(10,938)	10,938							-	-
64N257	'18 Outdoor Nation N.E. Campus Club		1,748			(250)	(1,498)			-	-
64N258	Spofford Lake Paleolimnology		3,653			(1,889)	(1,764)			-	-
64N259	Newfound Lake Paleolimnology		3,173				(3,173)			-	-
64N260	Catching Some ZZZs		612				(612)			-	-
64N261	4 Tools Integrated Cluster		23,306			(23,306)				-	-
64N262	FY19 Cooperating Collection		2,745				(2,745)			-	-
64N263	Walking the Whets, Wilderness Ethics									-	-
64N264	Gr. Lakes Region TIGER		4,822			(1,770)	(552)			-	2,500
64N265	Measuring Multimodal Network		7,687			(4,867)	(2,820)			-	-
64N266	Panther Kickback Event		923				(923)			-	-
64N267	Role of "Place" in Writing		698				(698)			-	-
64N270	Economic Value NH Working Landscape		9,542			(8,675)	(867)			-	-
64U046	Risk Mgt III									5,906	5,906
64U048	EPSCoR Water - Workforce									186	186
64U059	INBRE - FY14 - Son		(2,393)				2,393			-	-
64U066	IHE Program Crosswalk									41	41
64U068	INBRE Son FY15 award		(4,609)				4,609			-	-
64U077	INBRE FY16 Son award		(17,673)				17,673			-	-
64U080	NASA Space Grant FY16-20	(33,910)	53,593			(11,101)	(8,582)			-	-
64U081	Biomedical bleeding Am. Horseshoe		69,090			(32,905)	(35,000)			-	1,185
64U085	Assessing Sm Streams-Water Quality		(2,402)				2,402			-	-
64U086	FY17 INBRE Son		(54,476)				54,476			-	-
64U087	FY17 INBRE Research Training grant		(155)				155			-	-
64U090	Atmospheric Rvr 4cast Reservoir Ops	(1,719)	21,036			(13,861)	(5,456)			-	-
64U093	FY18 INBRE Research Training Grant		(4,542)			1,665	2,877			-	-
64U094	FY18 INBRE Chabot		(45)				45			-	-
64U095	FY18 INBRE Son		(57,344)				57,344			-	-
64U096	Sci, Obs. 4cast tools CA Atmos Riv	(6,490)	11,128			(3,182)	(1,456)			-	-
64U098	Eversource-UCONN Predictive Storm	(4,531)	58,422			(28,721)	(25,170)			-	-
64U100	Dynamics biotic impacts, sediment	(9,062)	23,089			(11,258)	(2,769)			-	-
64U101	FY19 INBRE Research Training		157,554			(79,802)	(77,752)			-	-
64U102	FY19 INBRE M. Brian		52,547			(22,915)	(29,632)			-	-
64U103	FY19 INBRE H. Doherty		48,887			(22,662)	(26,225)			-	-
64U104	FY19 Atmos. River Research & 4Cast	(3,971)	78,215			(57,594)	(16,650)			-	-
64U105	FY20 INBRE RSTG		1,500				(1,500)			-	-
64ZADJ	PSU P1 Adjustments						31,070		(31,070)	-	-
64ZPSC	Restricted Rev Adjustment- PSU		(230,005)				228,016			15,600	13,611
65C000	PSU Undistributed Salaries									12	12
65C010	Freshwater Studies Costshare									10,406	10,406
65C024	PELI Costshare '10-11									449	449
65C028	PASS Scholarship Cost Share '15-'20	(14,000)							14,000	37,333	37,333
65C035	CY2018 C-Shr Title IX Outreach						(6,667)		6,667	-	-
65P000	Program Income/Math Dept									620	620
65P001	NH Impact Program Income									708	708
65P002	Plymouth Writers Group Prgm Income	8,146	689		21,926	(28,908)	(14,113)			41,989	29,729
65P003	ESST Program Income- Turski									44	44
65Z000	Grant Holding Account									1,977	1,977
684133	FY16 Federal Workstudy									408	408
684135	FY16 SEOG									450	450
684141	FY17 SEOG									1,782	1,782
684145	FY18 Federal Workstudy					433				-	433
684146	FY18 PELL	(740)	(6,573)							7,313	-
684147	FY18 SEOG	210	(210)							-	-
684149	PASS Grant 2017-2028		56,060			(34,442)	(21,618)			-	-
684151	FY19 Federal Workstudy		411,956			(411,956)				-	-

PLYMOUTH STATE UNIVERSITY
DETAILED SCHEDULE OF REVENUES, EXPENSES, AND TRANSFERS
FOR THE YEAR ENDED JUNE 30, 2019

Fund	Fund Title	Net Student Tuition	Grant Revenue¹	Auxiliary Revenue	Appropriations & Other Revenue	Employee Compensation	Supplies and Services	Other Expenses	Transfers In/(Out)	Beginning Fund Balance 06/30/2018	Ending Fund Balance 06/30/2019
684152	FY19 Pell	(5,583,998)	5,583,998							-	-
684153	FY19 SEOG	(365,350)	365,350							-	-
684155	PASS Grant 18-19		226,745			(189,257)	(37,488)			-	-
684156	PASS Scholarship 18-19	(42,000)	42,000							-	-
684157	FY20 Federal Workstudy		3,139			(3,139)				-	-
693008	Behavioral Hlth Workforce Educ Trng		119,892			(47,599)	(72,293)			-	-
693009	Behavioral Hlth participant support		93,200				(93,200)			-	-
693010	18-19 Behavioral Hlth Wrkfrce Educ		373,176			(87,185)	(285,991)			-	-
693011	18-19 Bev. Hlth Wrkfrce Participant		60,000				(60,000)			-	-
693012	BHWET Substance-Opioid Disorders		73,791			(46,494)	(27,297)			-	-
69Z001	Bienvenue NH: French Speaking Visit		15,637			(7,627)	(8,010)			-	-
69Z002	NBRC Annual Econ & Demographic									-	-
69Z003	NBRC Econ. & Demographic YR2									-	-
69Z004	NBRC Annual Eco.Demographic YR3		1,748			(1,147)	(601)			-	-
69Z005	Economic, Demographic GIS Database		7,420			(4,871)	(2,549)			-	-
	TOTAL SPONSORED RESEARCH & PROGRAMS	(6,481,897)	8,486,173	-	21,926	(1,428,782)	(685,202)	-	(10,403)	233,240	135,055
	LOAN FUNDS										
6LF610	PSU Perkins Student Loan Fund				99,926		(464,385)			835,763	471,304
6LF631	PSU Student Loan Fund									16,435	16,435
6LF641	PSU Faculty Loan Fund									12,378	12,378
6LF661	Lillian G Worcester Loan				108					69,763	69,871
	TOTAL LOAN FUNDS	-	-	-	100,034	-	(464,385)	-	-	934,339	569,988
	ENDOWMENT & SIMILAR FUNDS										
6M0001	Bertha H. Fauver Char Gift Annuity				1,163					4,084	5,247
6M0002	Wm&Christy Belvin Char Gft Annuity				1,859					5,762	7,621
6QC001	PSU Student Activity Endowment				5,312					582,823	588,135
6QC002	HPER Alumni Merit Scholarship				151					16,528	16,679
6QC003	Cindy Kilzen Award				67					7,336	7,403
6QC004	New Hampshire Transfer Student Fund				447					48,990	49,437
6QC005	Roberta T Bartlett Art Scholarship				529					58,022	58,551
6QC006	Roberta T Bartlett Music Schol				529					58,022	58,551
6QC007	AllWell Ice Arena Quasi-endmt Fund				300,935				3,999	4,774,674	5,079,608
6QC008	2011 Campus Community Leader Schl				1,259					138,105	139,364
6QC009	John P& June Estelle Ryan Lewis '44				568					62,307	62,875
6QC010	Norton Bagley '41 Library Endowment				248					27,239	27,487
6TC001	Ann L Wharton Scholar Endow				338					37,119	37,457
6TC002	Beatrice Hodgdon Award-Class of '44				419					45,979	46,398
6TC003	Paul E Arold Mem Scholar				840					68,027	68,867
6TC004	PSU Class of 1937				573					62,890	63,463
6TC005	Class of 1941 Emergency Fund				346					37,940	38,286
6TC006	Scott Descoteaux Scholr Fund				302					33,134	33,436
6TC007	Donna Ford Fund				71					7,780	7,851
6TC008	Lillian Groux Mattoon Memorial				358					39,283	39,641
6TC010	Art Dept (PSU)				1,039					23,117	24,156
6TC011	Madie W. Barrett				768					72,274	73,042
6TC012	Robert L. Boyd				134					3,259	3,393
6TC013	Class of 1946 (PSU)				705					77,309	78,014
6TC014	Class of 1957 (PSU)				158					17,297	17,455
6TC015	Citizens Bank Endowed Scholars				398					43,648	44,046
6TC016	Marie Connelly				508					27,389	27,897
6TC017	Charles L. Currier Mememorial				257					28,198	28,455
6TC018	William C. & Helen C. Gray				440					48,223	48,663
6TC019	Myrtle Grover Endowment				1,165					127,791	128,956
6TC020	Hartman/Kelly Scholarship				82					8,996	9,078
6TC021	James & Nancy Hogan Endowed Fund				6,060					47,311	53,371

PLYMOUTH STATE UNIVERSITY
DETAILED SCHEDULE OF REVENUES, EXPENSES, AND TRANSFERS
FOR THE YEAR ENDED JUNE 30, 2019

Fund	Fund Title	Net Student Tuition	Grant Revenue¹	Auxiliary Revenue	Appropriations & Other Revenue	Employee Compensation	Supplies and Services	Other Expenses	Transfers In/(Out)	Beginning Fund Balance 06/30/2018	Ending Fund Balance 06/30/2019
6TC022	Gary David Johnson Mem. Sch.				293					32,175	32,468
6TC023	Irving Willard Jones Mem Fund				835					91,642	92,477
6TC024	Margaret 'Peg' Rock Kenyon				212					23,306	23,518
6TC025	Emma Paulsen Knapp '17 Schola				119					13,107	13,226
6TC026	Hazel Balch Moore				657					72,122	72,779
6TC027	Isabelle Murray Scholarship				203					9,409	9,612
6TC028	Barbara Boyce Oaks				1,036					113,630	114,666
6TC029	John F. Ozog Mem.				392					42,985	43,377
6TC030	PSU AA Scholarship Fund				2,605					220,175	222,780
6TC031	PSU Math Dept. Fund				234					8,439	8,673
6TC032	Bernice Goodwin Spaulding				159					17,437	17,596
6TC033	Blanche Colby Stacy Fund				809					88,747	89,556
6TC034	Harry Preble Swett				416					45,674	46,090
6TC035	Roi M White				459					50,351	50,810
6TC036	Dorothy E. Whiting				116					12,683	12,799
6TC037	Clarice Clark Parker Award				21					2,304	2,325
6TC038	Aauw Non-Traditional Student				198					21,617	21,815
6TC039	Robert J. Doherty '86 Scholars				112					12,310	12,422
6TC040	David 'Tuck' Grierson Memorial				134					14,736	14,870
6TC041	John V. Defortis '77 Schshp				147					16,176	16,323
6TC042	Barbara S Dearborn				2,492					55,370	57,862
6TC043	Brennan Hart Memorial Fund				6,043					116,462	122,505
6TC044	Hamilton, James Scholarship				18					1,992	2,010
6TC045	Ella O Keene Scholarship Fund				1,721					188,859	190,580
6TC046	Catherine & Kirk Middlekauf				175					19,165	19,340
6TC047	Emma Yeaton Wheeler Scholarship				890					37,545	38,435
6TC048	Lydia Briggs Endowment				97					10,640	10,737
6TC049	Geneva M Smith Endowed Schol				1,288					141,308	142,596
6TC050	Ola Hubbard Scholarship				6,374					699,318	705,692
6TC051	Jessie Barnes Metcalf Endowmen				258					28,253	28,511
6TC052	William L Taylor Memorial Fund				476					22,639	23,115
6TC053	Jeanette & Richard Collins End				1,396					153,142	154,538
6TC054	John V. Miller Jr. Endowment Fund				187					20,490	20,677
6TC055	Carole Anne Soucie Mem Endow				114					12,502	12,616
6TC056	M Shine Bateman Mem Schlrshp				1,519					45,005	46,524
6TC057	Regina Thornton Mem Schol				97					10,691	10,788
6TC058	Karl Drerup Art Scholarship				601					65,800	66,401
6TC059	Norton R Bagley Scholarship				1,243					136,384	137,627
6TC060	H B Barton Memorial Scholarsh				1,535					14,281	15,816
6TC062	Sally Boland Memorial Schol				261					16,608	16,869
6TC063	John L Daly Scholarship Fund				733					24,805	25,538
6TC064	Harold E Hyde Endowed Schol				2,191					71,643	73,834
6TC065	C E Brown-Applied Comp Sci Sch				6,128					80,001	86,129
6TC066	John K Walsh Scholarship Fund				198					21,739	21,937
6TC067	Collins Challenge Endowment				166					18,223	18,389
6TC068	William S Belvin Endow Schol				375					41,164	41,539
6TC071	Class of 1952 Gifts				1,825					161,024	162,849
6TC072	Grappone Granite State Scholars				720					78,976	79,696
6TC073	Elaine Gail Vaillant Brown Schl-End				6,150					82,402	88,552
6TC074	Morgridge Family Internship Fund				682					74,857	75,539
6TC075	Barbara Willey '37 Endowment Fund				1,504					164,995	166,499
6TC076	N Hopkins '37 & M Hopkins '37 Scho				205					22,515	22,720
6TC078	Larry K & Dawn Ray Haynes Schol Fun				293					32,149	32,442
6TC079	Class of 1962 Scholarship Endowment				1,314					60,793	62,107
6TC080	Raise the Curtain Endowment Fund				5,811					36,232	42,043
6TC081	Barry M Ross '73 Scholarship Fund				3,291					48,370	51,661
6TC082	Class of 1951 Endowment				124					13,633	13,757

PLYMOUTH STATE UNIVERSITY
DETAILED SCHEDULE OF REVENUES, EXPENSES, AND TRANSFERS
FOR THE YEAR ENDED JUNE 30, 2019

Fund	Fund Title	Net Student Tuition	Grant Revenue¹	Auxiliary Revenue	Appropriations & Other Revenue	Employee Compensation	Supplies and Services	Other Expenses	Transfers In/(Out)	Beginning Fund Balance 06/30/2018	Ending Fund Balance 06/30/2019
6TC084	Doris Dean Palmer '30 Endowed Schol				159					17,433	17,592
6TC085	Switzer Fund History Prize Endowmen				326					35,751	36,077
6TC086	Student Affairs Scholarship Endowmt				169					18,538	18,707
6TC087	Harold C & Martha Zehr Endowment				1,404					20,644	22,048
6TC088	Graduate Research Fund Endowment				178					19,518	19,696
6TC089	Jane E. Babin Scholarship Fund				202					22,114	22,316
6TC090	Trevorrow Fund for Library Interns				854					93,698	94,552
6TC091	Heritage Society Endowment				528					57,879	58,407
6TC092	Morgridge Opportunity Scholarship				9,403					1,031,692	1,041,095
6TC093	Operating Staff Endowed Scholarship				1,277					55,748	57,025
6TC094	Merilee Phillips Accounting Endowme				91					10,009	10,100
6TC095	Donald P. Wharton Endowment				413					45,360	45,773
6TC096	Michelle Morse Mem Schol Endowmnt				490					41,706	42,196
6TC098	Hanaway Endowmnt for the Perf Arts				937					102,767	103,704
6TC099	Mehmet & Sepril Canlar Endow Schol				71					7,845	7,916
6TC100	Eastman-PMK/TKE Schol Endmt				407					33,190	33,597
6TC101	Ruth Birch Marzec '48 Schl End				250					27,435	27,685
6TC102	James W Tethers Endowed Schol				148					16,235	16,383
6TC103	J Philip & Eva M Duguay Schol				147					16,092	16,239
6TC104	Stevens-Bristow Professorship				950					104,236	105,186
6TC105	Imagine A Way Schol Endowment				497					54,487	54,984
6TC106	Wixson Endowed Prof of Math				953					55,224	56,177
6TC107	Eugene & Joan Savage Edu Award				1,488					69,514	71,002
6TC108	Patricia Stips Lamson Library End				821					90,130	90,951
6TC109	Patricia Stips Scholarship Endowmnt				1,634					179,314	180,948
6TC110	Forrest M & Opal M Steen Schol				146					15,972	16,118
6TC111	B Dearborn Endowed Art Schol				1,973					30,097	32,070
6TC112	PSU PAT Scholarship Endowment				811					56,383	57,194
6TC115	Gary K Richey Endowed Schol				216					12,276	12,492
6TC116	George & Helen Koehler Endowed Fund				1,329					30,322	31,651
6TC117	Janet Sanford Kelliher Endowed Schl				600					49,078	49,678
6TC118	Kent Criminal Justice Spirit Award				118					12,935	13,053
6TC119	Lovett Fund for Ctr for the Envir				200					21,985	22,185
6TC120	Dennise Maslakowski Grad Ed Schol				2,164					99,658	101,822
6TC121	Mary Rita Hyde '62 Mem Schol				1,144					16,861	18,005
6TC122	Meg Petersen Endowed Scholarship				344					37,712	38,056
6TC123	Hage-Diversity & Intern'l Initiativ				426					46,685	47,111
6TC124	Trimpi Endwmnt-Perf Study Talent Gr				1,377					151,031	152,408
6TC125	Matthew S Budrow '06 Mem End Schol				1,056					50,500	51,556
6TC126	Richardson '13 Captain's Chall Schl				1,772					194,387	196,159
6TC127	Helen Abbott '39 Prfshp Envir Stud				17,701					138,111	155,812
6TC128	Norman '37 & Cecile Demers Schol				568					62,307	62,875
6TC129	Supporting Our Stdnts Faculty Schol				3,919					50,054	53,973
6TC130	Pam&John MarrasseseKeepNHLakesClear				484					36,633	37,117
6TC131	Sharon R Parish Mem Schol				568					62,298	62,866
6TC132	Bernier Athletic Training Scholrshp				1,473					22,937	24,410
6TC133	Schlesinger Mem Schol in Poli Sci				1,754					41,889	43,643
6TC134	Mark E. Bates '75 Meml Schol				2,128					196,325	198,453
6TC135	McCabe Leadership Scholarship Fund				247					27,094	27,341
6TC136	Robert & Margot Swift Endowed Schol				7,534					57,352	64,886
6TC137	Wiggett Family Student Support Endw				109					11,908	12,017
6TC138	Estes German Study Abroad Schol				274					30,107	30,381
6TC139	Carleton Parish Social Science Sch				787					25,851	26,638
6TC140	UNIQUE Endowment Alloc Plan-PSU				1,285,790					9,886,306	11,172,096
6TC141	Estes Endowed Mathematics Schol				491					53,860	54,351
6TC142	Burton '62 Public Service Schol				447					49,090	49,537
6TC143	Thurston-Cheney Performing Arts				5,033					27,317	32,350

PLYMOUTH STATE UNIVERSITY
DETAILED SCHEDULE OF REVENUES, EXPENSES, AND TRANSFERS
FOR THE YEAR ENDED JUNE 30, 2019

Fund	Fund Title	Net Student Tuition	Grant Revenue¹	Auxiliary Revenue	Appropriations & Other Revenue	Employee Compensation	Supplies and Services	Other Expenses	Transfers In/(Out)	Beginning Fund Balance 06/30/2018	Ending Fund Balance 06/30/2019
6TC144	Reverend Sidney Lovett Scholarship				1,212					132,946	134,158
6TC145	Louise McCormack Endowed Fund				459					12,636	13,095
6TC146	Jonathan & Cornelia Hall Endow Schl				958					105,133	106,091
6TC147	CGSB Award Endowment Fund				824					90,398	91,222
6TC148	Kathleen Arecchi Memorial Scholar				267					29,253	29,520
6TC149	Kelsey North Country Scholars Endow				2,837					311,217	314,054
6TC150	The Fischler Family Scholars Endowm				290					31,836	32,126
6TC151	Holmes-Pattee-Haggart Family Schola				7,072					775,927	782,999
6TC153	Marjorie Stokes Environ Scholarship				515					10,995	11,510
6TC154	Holmes-Pattee-Haggart Family Endowm				7,072					775,926	782,998
6TC155	The McLane Family Fellowship				2,087					228,922	231,009
6TC156	Ellen Morin '52 Endowment				720					15,391	16,111
6TC157	Madeline Plant Endow Nursing Schola				249					27,284	27,533
6TC159	Henry and Ethel Vittum Scholarship				550					49,367	49,917
6TC162	Joseph & Gail White Graduate Fellow				1,334					146,380	147,714
6TC163	The Bonnie & Charles Still Scholars				5,710					25,172	30,882
6TC164	Zachary Frank Memorial Endowed Scho				1,532					25,905	27,437
6TC165	Gary & Elizabeth Lowe End Schlrshp				11,874					24,860	36,734
6TC166	Steve Vaillancourt Endowed Fund				362					6,138	6,500
6TC167	Joseph McCaffrey Endowed Fund				25,988					-	25,988
6TC168	Bette De Rocher '61 Endowed Fund				10,000					-	10,000
	TOTAL ENDOWMENT & SIMILAR FUNDS	-	-	-	1,844,372	-	-	-	3,999	27,037,422	28,885,793
	PLANT FUNDS										
6N0ADJ	PSU Net Invested in Plant Adjust				40,800				(40,800)	(500,000)	(500,000)
6NG001 ²	PSU Net Invested in Plant				(354,677)		(607)	(8,052,252)	10,579,328	184,984,257	187,156,049
6NG002	PSU Equipment							(904,660)	1,077,946	3,316,545	3,489,831
6NG007	2001 HEFA DEBT							(257,540)	560,730	(6,501,909)	(6,198,719)
6NG009	2001R HEFA DEBT							(140,465)	657,535	(3,511,619)	(2,994,549)
6NG011	2002 HEFA Refunding Debt							(54,363)	819,858	(1,570,379)	(804,884)
6NG013	2006B-2 HEFA DEBT							(412,307)	788,532	(10,449,581)	(10,073,356)
6NG015	2005A HEFA DEBT							(486,497)	929,342	(10,131,141)	(9,688,296)
6NG023	2006 HEFA Debt							(578,388)	1,098,313	(16,150,294)	(15,630,369)
6NG09A	2009A HEFA DEBT							(517,403)	958,381	(14,314,965)	(13,873,987)
6NG15A	PSU 2015A HEFA Debt							(241,455)	450,917	(7,383,633)	(7,174,171)
6NG16A	PSU 2016A HEFA Debt							(1,026,075)	1,072,563	(32,982,338)	(32,935,850)
6NGIFB	PSU Internal Borrowings								1,641,272	(16,014,090)	(14,372,818)
6X0ADJ	PSU Unexpended Plant Adjustments						10,601,463		(10,586,463)	-	15,000
6X4G00	FEMA North River St., Hazard Mit									-	-
6XB021	Memorial Place 91								(13)	13	-
6XB030	PSU Unexpended R&R General Fds									-	-
6XB035	PSU Unexpended R&R General Fds								(4)	4	-
6XB039	Campus Shuttle									-	-
6XB050	Facilities Repair & Adaption				11,051		(728,484)		665,692	1,986,278	1,934,537
6XB179	Safety/Environmental						(67,736)	(27,840)	60,000	144,469	108,893
6XB184	Campus Planning								2,291,155	-	2,291,155
6XB291	Facilities Deferred Maintenance						(599,987)		3,589,636	68,364	3,058,013
6XB309	PSU All Well North						(31,505)		25,127	6,377	(1)
6XB314	ALL WELL WEST									-	-
6XB315	All Well Baseball Field									-	-
6XB316	COGEN Upgrades									-	-
6XB322	Weeks Street Steamline								(1,422,864)	1,422,864	-
6XB325	Merrill Place Res Hall						(35,420)			2,400,041	2,364,621
6XB326	Health Hum Perf Phys Ed Ctr						(5,009,157)		1,065,000	4,233,587	289,430
6XB327	Hartman Union Pub									-	-
6XB328	D&M 1st Floor						(416,959)		403,995	27,100	14,136
6XB329	Hyde Hall 120 220								(37,125)	239,257	202,132

PLYMOUTH STATE UNIVERSITY
DETAILED SCHEDULE OF REVENUES, EXPENSES, AND TRANSFERS
FOR THE YEAR ENDED JUNE 30, 2019

Fund	Fund Title	Net Student Tuition	Grant Revenue¹	Auxiliary Revenue	Appropriations & Other Revenue	Employee Compensation	Supplies and Services	Other Expenses	Transfers In/(Out)	Beginning Fund Balance 06/30/2018	Ending Fund Balance 06/30/2019
6XB330	Hyde Building Upgrade									-	-
6XB331	Smith Hall Renovation						(3,677,657)		1,365,000	3,508,288	1,195,631
6XB332	Student Service Center Speare						(99,619)			284,942	185,323
6XB333	Steam Lines- Wht Mt Apt						(888,268)		1,422,864	44,734	579,330
6XB334	D&M 4th Floor						(1,560)		1,560	-	-
6XB335	HUB Rubber Roof Replacement						(98,848)		355,987	-	257,139
6XB336	Episcopal Church Renovation						(357,663)		489,323	-	131,660
6XB338	Dining Program - Phase I SU '19						(32,874)		32,874	-	-
6XC002	CAC Equipment Upgrade & Replacement									1,515	1,515
6XF000	IFB Hold									-	-
6XF001	Energy Conservation Projects									39,568	39,568
6XF004	Mail Services Equipment Replacement									-	-
6XF006	Purchase Of Property - PSU									188,269	188,269
6XF019	ITS Systems Projects									-	-
6XF024	ITS Networking Projects						(3,848)		225,000	226,121	447,273
6XF026	Infrastructure IFB									2	2
6XF027	Highland Hall Debt Service							(3)		3	-
6XF031	Ice Arena Repair & Renovation				1,600		(33,660)		170,885	1,245,642	1,384,467
6XF036	Museum of the White Mtns IFB									1	1
6XF038	PSU CNG Project									48,217	48,217
6XF040	Samuel Read IFB								2	3	5
6XF041	Steam Lines Phase I IFB								1	100,678	100,679
6XF042	ALLWell North IFB								2	1	3
6XF043	Steam Lines Phase II IFB								2	1,329	1,331
6XGGEN	Budget Only - Unexpended Plant								(350,000)	350,000	-
6XS006	Prospect Dining Remodeling									2,046	2,046
6XS021	Hartman Union Repairs									9,513	9,513
6XS037	Res Life Unexpended Plant Fund						(1,900)		(1,425)	3,325	-
6XS038	Res Life Major Repairs								(2,306)	2,306	-
6XS042	HUB Recreation 04									-	-
6XS060	University Police Vehicles								(31,005)	31,005	-
6XS066	Health & Wellness R&R									-	-
	TOTAL PLANT FUNDS	-	-	-	(301,226)	-	(1,484,289)	(12,699,245)	20,326,814	85,406,715	91,248,769
TOTAL PLYMOUTH STATE UNIVERSITY		\$ 45,784,066	8,716,178	32,424,745	18,943,792	(60,580,534)	(26,428,825)	(18,153,946)	(375,856)	121,291,196	121,620,816

¹ Grant Revenue includes Federal Pell Grants (when applicable) which is shown in nonoperating revenues/expenses on the summary statement of revenues, expenses, and changes in net position

² Beginning net position restated to reflect the impact of adoption of GASB 83 related to asset retirement obligations

KEENE STATE COLLEGE
DETAILED SCHEDULE OF REVENUES, EXPENSES, AND TRANSFERS
FOR THE YEAR ENDED JUNE 30, 2019

Fund	Fund Title	Net Student Tuition	Grant Revenue¹	Auxiliary Revenue	Appropriations & Other Revenue	Employee Compensation	Supplies and Services	Other Expenses	Transfers In/(Out)	Beginning Fund Balance 06/30/2018	Ending Fund Balance 06/30/2019
<u>GENERAL OPERATING & OTHER RESTRICTED FUNDS</u>											
5AG106	Other Postemployment Bnft (OPEB)	\$ -				37,744				(654,248)	(616,504)
5U0000	Keene General Operating	41,346,338	478,904		13,474,471	(47,471,450)	(3,223,728)	(4,769,215)	(8,536,870)	51,872	(8,649,678)
5U0ADJ	KSC Unrestricted Adjustments						72,300		(72,300)	-	-
5UA000	Academic-Gen Op									80,000	80,000
5UC000	Executive Division-Gen Op								763,044	767,021	1,530,065
5UD000	Financial Aid-Gen Op									939,792	939,792
5UD001	Fin Aid Honors Program Scholarship									100,000	100,000
5UE000	Advancement Div-Gen Op									50,000	50,000
5UF000	Finance & Planning-Gen Op									84,800	84,800
5UG000	General Institutional-Gen Op								(46,645)	-	(46,645)
5UH000	Arts & Humanities-Gen Op								66,236	12,673	78,909
5UL000	Library Gen Op								2,614	25,333	27,947
5UP000	Professional Studies-Gen Op									26,079	26,079
5UR000	Student Affairs-Gen Op									52,500	52,500
5US000	Sciences-Gen Op								96,187	5,000	101,187
5UT000	Physical Plant-Gen Op									456,100	456,100
5WG106	Other Postemployment Bnft (OPEB)					643,320				(11,151,064)	(10,507,744)
TOTAL GENERAL OPERATING & OTHER UNRESTRICTED FUNDS		41,346,338	478,904	-	13,474,471	(46,790,386)	(3,151,428)	(4,769,215)	(7,727,734)	(9,154,142)	(16,293,192)
<u>INTERNALLY DESIGNATED</u>											
5D0ADJ	KSC Int Desig Adjustments						101,136		(101,136)	-	-
5DA101	VPAA Indirect					(5,962)	(10,614)		93,064	397,360	473,848
5DA103	Academic Affairs Symposia Fund						(3,959)		5,000	35,061	36,102
5DA104	Faculty Development					(4,241)	(38,112)		55,000	82,923	95,570
5DA105	Student Development									29,716	29,716
5DA107	Writing Task Force						1,700			1,712	3,412
5DA108	Academic Enrichment Program	(500)				(12,998)	(32,884)		48,672	71,647	73,937
5DA110	Global Education Office (GEO)	751,080				(201,008)	(560,135)			497,377	487,314
5DA111	Ecuadorian									841	841
5DA112	Wolverhaven Exchange Program									124	124
5DA113	Continuing Ed Designated				140,299	(151,917)	(22,561)		20,000	211,861	197,682
5DA114	National Science Foundation Cost									8,480	8,480
5DA115	Resource25 Event									3,838	3,838
5DA116	Honor's Program Trip - A				37,870		(40,638)		7,617	431	5,280
5DA117	Honor's Program Trip - B				52,080		(47,628)			23,540	27,992
5DA118	Grants Office Indirect Recoveries					(35)	(504)		27,345	80,640	107,446
5DA119	NH DOE Statewide Educators Conf									1,218	1,218
5DA122	Young Entrepreneur's Academy									3,492	3,492
5DA123	Center for Creative Inquiry					1,850	(710)			2,150	3,290
5DD001	Goodell Schl for Ed. & Student Trav	(48,132)			14,975					33,157	-
5DE101	President Support						(1,777)			3,237	1,460
5DE102	Commission on Status of Women					(152)	(794)		2,700	11,312	13,066
5DE103	Hazel S. Hamilton Endow Payout				5,092		(90)			14,234	19,236
5DE200	Advancement - Internally Designated				85,594	(62,094)	(4,965)			68,308	86,843
5DE201	Advancement Unrestricted Gifts				98,823		(16,445)		(90,000)	192,043	184,421
5DE202	Alumni Designated Fund				35,019	(27,158)	(13,723)			86,039	80,177
5DE203	Alumni Center Facility					(3,560)	1,685			3,911	2,036
5DE205	Centennial Campus Community									23	23
5DE206	Family/Parent Relations				6,225		(76)			10,203	16,352
5DE207	Development-Secure Financial Future						(24,000)		125,550	93,658	195,208
5DE208	Esther A Moreau '32 Memorial Alum									22,239	22,239
5DE209	KSC Parent & Family Services	(4,000)								14,613	10,613
5DE210	Morin, Ellen Strategic Gift Fund				500					180,866	181,366
5DF100	Finance & Planning Internally Desig						(6)			334	328
5DF101	Faculty Enrichment									14,183	14,183
5DF102	NE Association of A.P.P.A.									198	198

KEENE STATE COLLEGE
DETAILED SCHEDULE OF REVENUES, EXPENSES, AND TRANSFERS
FOR THE YEAR ENDED JUNE 30, 2019

Fund	Fund Title	Net Student Tuition	Grant Revenue¹	Auxiliary Revenue	Appropriations & Other Revenue	Employee Compensation	Supplies and Services	Other Expenses	Transfers In/(Out)	Beginning Fund Balance 06/30/2018	Ending Fund Balance 06/30/2019
5DF104	Student Union Accounting									538	538
5DF105	Project FRESH									20,386	20,386
5DF106	External Admin Charges									68,380	68,380
5DF108	Utility Contingency									200,000	200,000
5DF109	Training and Professional Developme									11,910	11,910
5DF110	Council on Sustainable Futures									15,402	15,402
5DF111	IT Replacement Equipment									89,887	89,887
5DF112	Print and Mail Services				17,419	(56,548)	48,816			26,951	36,638
5DF113	One Card Project				60					-	60
5DF114	Institutional Research									3,396	3,396
5DF115	Canvas Migration									116,487	116,487
5DG100	General Institutional-Int Designate				52,231		(72,055)			958,559	938,735
5DG101	KSC Savings Incentives									500,000	500,000
5DGCNT	KSC Contingency Reserve									997,085	997,085
5DGEMC	Enrollment Management									263,847	263,847
5DGFRN	KSC Fringe Savings for STEM									-	-
5DGHIF	KSC Health Initiatives Fund					(36,776)	36,776			193,278	193,278
5DGINV	KSC Inventories Designated								(242,460)	325,517	83,057
5DGSTF	KSC Separation Fund					(436,310)			737,100	5,803	306,593
5DH100	Theatre & Dance Designated Fund				9,196	(3,929)	(26,142)		12,650	47,207	38,982
5DH101	Arts & Humanities Indirect Cost									12,321	12,321
5DH102	Music Performance				13,601	(1,599)	(9,639)			3,028	5,391
5DH104	Arts Center Presenting Series				16,242		(79,159)		60,150	3,135	368
5DH105	Elderhostel				123,340	(47,291)	(8,590)			259,032	326,491
5DH107	Jonathan Daniels									1,096	1,096
5DH108	KSC Film									9	9
5DH109	Thorne Art Gallery Designated				3,090					3,480	6,570
5DH111	Summer Reading Program									12,981	12,981
5DH112	Holocaust Studies Field Trips									3,340	3,340
5DH113	New England ACDFA Regional Conf									4,901	4,901
5DH115	Professional Enhance Carry Fwd-A&H						(400)		15,048	102,563	117,211
5DH116	Film Studies Production Class 1									8	8
5DH117	Film Studies Production Class 2				2,428		(2,428)			1	1
5DH118	Film Studies Production Class 3				841		(841)			16	16
5DH119	Musical Instrument Replacement Fund						(16,854)		17,000	10,239	10,385
5DH120	Film Studies Production Class 4									77	77
5DH122	Film Studies Production Class 6									-	-
5DH124	Medieval & Renaissance Forum				7,135	(461)	(7,615)			1,535	594
5DJ101	NCAA Athletics/Recreation	1,515,335			14,511	(1,260,573)	(491,121)		220,867	118,983	118,002
5DJ104	Athletics Fundraising Generic				45,491		(29,218)			32,880	49,153
5DJ105	Fundraising-swim team				44,100	(5,631)	(38,350)			27,987	28,106
5DJ106	Fundraising-mens basketball				14,997	(8,574)	(8,404)			2,233	252
5DJ107	Fundraising-mens baseball				47,825	(3,337)	(28,056)			5,668	22,100
5DJ108	Fundraising-mens soccer				2,710	(3,192)	(4,117)		7,000	-	2,401
5DJ109	Fundraising-womens basketball				8,619		(6,578)			10,728	12,769
5DJ110	Fundraising-field hockey				3,021	(533)	(80)			775	3,183
5DJ111	Fundraising-womens soccer				98		(4,342)		7,000	1,888	4,644
5DJ112	Fundraising-womens softball				19,001		(10,875)			1,078	9,204
5DJ113	Fundraising mens cross country				445		(1)			2,128	2,572
5DJ116	Fundraising-men's lacrosse				36,353		(32,618)			-	3,735
5DJ117	Fundraising-women's volleyball									88	88
5DJ118	Fundraising-women's lacrosse				18,496		(18,484)			9	21
5DJ120	Athletics Sports Camps				230,597	(99,170)	(101,708)		(20,575)	17,888	27,032
5DJ121	Camp-Basketball				41,100	(26,368)	(12,782)		(1,560)	5,264	5,654
5DJ122	Sports Camp-Cross Country									1,489	1,489
5DJ123	Women's Basketball Camp				15,480	(7,588)	(5,967)		(300)	8,693	10,318
5DJ124	Athletics Post Season				18,988		(66,284)		43,842	34,480	31,026

KEENE STATE COLLEGE
DETAILED SCHEDULE OF REVENUES, EXPENSES, AND TRANSFERS
FOR THE YEAR ENDED JUNE 30, 2019

Fund	Fund Title	Net Student Tuition	Grant Revenue¹	Auxiliary Revenue	Appropriations & Other Revenue	Employee Compensation	Supplies and Services	Other Expenses	Transfers In/(Out)	Beginning Fund Balance 06/30/2018	Ending Fund Balance 06/30/2019
5DJ125	Fundraising-cheerleading				251		(494)			523	280
5DL100	Library Ind. Cost Distrib Int. Desi									2,500	2,500
5DL115	Professional Enhance Carry Fwd-Lib									7,819	7,819
5DP100	Professional Studies-Int Designated				970		(16)		(1,079)	1,173	1,048
5DP101	Professional Studies Indirect Cost					(12,604)	(1,378)		48,823	116,889	151,730
5DP102	Manufacturing Enterprise Class				250					-	250
5DP104	Diet Internship	206,082				(165,950)	(14,952)			163,261	188,441
5DP105	OSHA Allocation Safety Program									23	23
5DP109	Children's Literature Festival				75					33,062	33,137
5DP110	Story Telling Conference						(21)			1,003	982
5DP111	Summer Institutes (CUFS 1573)									1,565	1,565
5DP113	Diverse Voices									10,462	10,462
5DP114	Biodiesel Study Project									5,435	5,435
5DP115	Professional Enhance Carry Fwd-PGS								(45,143)	45,143	-
5DP116	Safety Indirect Recoveries									2,645	2,645
5DP117	Biodiesel Operations									100,540	100,540
5DP118	SouthWest Center at KSC				29,600	(14,963)	(16,917)			75,525	73,245
5DP119	KSC Nursing Program									23,538	23,538
5DP121	Regional Ctr for Adv Manufacturing						(25,000)			50,000	25,000
5DP122	Early Sprouts Garden Nutrition Prog				10,353	(1,084)	(434)			24,914	33,749
5DP124	Education Indirect Cost						(2,897)		4,017	46	1,166
5DP125	Public Health Indirect Cost						(1,650)		1,678	-	28
5DP126	Architecture & SPDI Indirect Cost									49	49
5DP123	NH Workwise OSHA NON-21(d)									4,436	4,436
5DR100	Student Affairs-Int Designated				6,863		(4,299)		10,027	84,957	97,548
5DR101	Pepsi Partnership	(45,000)			115,467		(65,008)			381,652	387,111
5DR103	Enrollment Planning									4,644	4,644
5DR201	HMS & Judicial System Project									28,223	28,223
5DR300	Orientation				4,100					(4,100)	-
5DR301	Student Center									180	180
5DR302	KSC Student Activity Fee	685,631			97,421	(44,344)	(616,544)		(87,279)	718,716	753,601
5DR303	KSC Class Dues CUFS 1513	35,801			10,796		(19,419)			39,446	66,624
5DR304	Student Activities-Equinox				2,498	(22,157)	(57,786)		88,114	45,667	56,336
5DR401	Delta Mu Delta						392			412	804
5DR403	Gamma Theta Upsilon									643	643
5DR404	Kappa Delta Pi				250		4			491	745
5DR405	Kappa Mu Epsilon									984	984
5DR406	Omicron Delta Epsilon									208	208
5DR407	Phi Alpha Theta				180		(150)			-	30
5DR409	Phi Delta Phi									192	192
5DR411	Phi Sigma Iota									132	132
5DR412	Psi Chi						65			1,290	1,355
5DR413	Rho Sigma Kappa						37			649	686
5DR415	Sigma Tau Delta									689	689
5DR416	Inter-Fraternity Council				5,630		(4,749)			3,438	4,319
5DR417	Panhellenic				9,580		(8,551)			4,141	5,170
5DR418	Comm Service Int'l Service Programs									113	113
5DR419	KSC Operating Staff Council									152	152
5DR420	Nat'l Society of Collegiate Scholar									515	515
5DR421	Lambda Pi Eta									227	227
5DR422	Upsilon Pi Epsilon									18	18
5DR423	Alpha Kappa Delta									61	61
5DR425	Order of Omega				1,265		(1,944)		165	514	-
5DR426	Pi Sigma Alpha - Poli Sci Honor Soc									275	275
5DR427	Zeta Chi Rho				520					831	1,351
5DR428	Alpha Psi Omega				640		(13)			980	1,607
5DS100	Sciences-Int Designated				1,217		(944)			29,113	29,386

KEENE STATE COLLEGE
DETAILED SCHEDULE OF REVENUES, EXPENSES, AND TRANSFERS
FOR THE YEAR ENDED JUNE 30, 2019

Fund	Fund Title	Net Student Tuition	Grant Revenue¹	Auxiliary Revenue	Appropriations & Other Revenue	Employee Compensation	Supplies and Services	Other Expenses	Transfers In/(Out)	Beginning Fund Balance 06/30/2018	Ending Fund Balance 06/30/2019
5DS101	Sciences Indirect Cost					(35,409)	(14,865)		55,689	186,724	192,139
5DS102	Geography Field Trips				50,216		(50,210)		(7,617)	7,630	19
5DS103	Cartography						(710)			6,857	6,147
5DS105	Small Business Institute CUFS 1577									4,093	4,093
5DS108	Geographic Alliance									56,848	56,848
5DS110	Stable Isotope and Spectrometry						(426)			14,957	14,531
5DS111	Rwanda Trip									1,741	1,741
5DS113	Sciences Start-Up Fund						(11,058)			11,058	-
5DS114	Biology Field Trips				12,401		(12,580)			371	192
5DS115	Professional Enhance Carry Fwd-Sci						(2,415)		30,093	108,235	135,913
5DS116	NE Intercollegiate Geological Conf									3,670	3,670
5DS117	Psychology Indirect Cost								3,025	2,868	5,893
5DS118	Biology Indirect Cost						(1,627)		3,929	1,861	4,163
5DS119	Chemistry Indirect Cost								2,159	1,543	3,702
5DS120	Environmental Studies Indirect Cost								801	1,030	1,831
5DT100	Central Stores-Designated						(5,665)		3,265	12,404	10,004
5DT102	KSC ROCKS Fund									7,798	7,798
	TOTAL INTERNALLY DESIGNATED	3,096,297	-	-	1,644,435	(2,761,666)	(2,654,440)	-	1,160,241	9,181,315	9,666,182
	AUXILIARY										
5A0ADJ	KSC Auxiliary Adjustments						34,566		(34,566)	-	-
5AA101	SPUR									76,210	76,210
5AA102	Continuing Ed-OSHA			1,762,617		(602,401)	(663,040)	(11,097)	(333,000)	1,351,905	1,504,984
5AA103	Small Business									76	76
5AA104	Link Program			76,763		(36,677)	(41,940)			16,487	14,633
5AA105	Arts Center Facility			82,136		(32,955)	(20,664)		(28,000)	84,789	85,306
5AA110	Art Center Rental Tickets						(950)		1,000	-	50
5AF103	Bookstore						3,621		240,953	821,764	1,066,338
5AF104	Telecom			10,201		(577,160)	250,937	(95)	457,118	1,238,558	1,379,559
5AF105	Owl Card Operations			18,891			(107,149)		124,966	66,540	103,248
5AJ100	Intramural Recreation			1,664,716		(443,676)	(516,878)		(749,940)	1,527,641	1,481,863
5AJ101	Gym/Pool Use			14,243		(1,117)	(9,424)			14,579	18,281
5AR101	Parking & Shuttle Services			423,194		(112,985)	(167,002)		54,300	207,774	405,281
5AR102	Student Center			2,271,196		(717,402)	(707,958)		(876,343)	1,618,600	1,588,093
5AR103	Food Court Facility Use									4,670	4,670
5AR104	College Camp Operations			28,906		(4,034)	(6,933)	(4,405)		114,178	127,712
5AR105	Facility Rental (Non-Gym)						300			18,745	19,045
5AR106	Student Conduct Fines			118,399		(8,035)	(47,866)		(30,000)	328,670	361,168
5AR107	Conference Services						71,033			65,468	136,501
5AR200	Residence Life	(325,500)		15,919,455		(1,211,505)	(7,130,292)	(17,984)	(7,227,001)	1,891,447	1,898,620
5AR201	Carle Hall Prog						(1,081)			2,843	1,762
5AR203	Residence Hall Organization									25,074	25,074
5AR204	East Halls Programming						(1,521)			6,867	5,346
5AR205	Huntress/Fiske Prog						(953)			5,868	4,915
5AR206	Holloway Hall Prog						(1,226)			4,766	3,540
5AR207	Randall/Monadnock Programs						(2,404)			4,321	1,917
5AR208	Owls Nest/1 Butler Ct Programs						(2,510)			11,053	8,543
5AR209	The Apartments									4,178	4,178
5AR210	Resident Asst Organization			1,876			(1,083)			79,816	80,609
5AR211	Hall Council						(1,656)			10,542	8,886
5AR214	Carle Hall Summer Concession									6,425	6,425
5AR215	Res Life Student Services						(3,326)			18,712	15,386
5AR216	Living Learning Community Programs						(2,054)			17,318	15,264
5AR217	Dining			8,852,887		(17,256)	(7,427,787)		(1,077,929)	868,800	1,198,715
5AR300	Center for Health and Wellness			760,008		(488,417)	(196,976)		(1,757)	215,673	288,531
5AR301	Counseling Center			728,359		(637,735)	(95,723)			321,749	316,650
	TOTAL AUXILIARY	(325,500)	-	32,733,847	-	(4,891,355)	(16,797,939)	(33,581)	(9,480,199)	11,052,106	12,257,379

KEENE STATE COLLEGE
DETAILED SCHEDULE OF REVENUES, EXPENSES, AND TRANSFERS
FOR THE YEAR ENDED JUNE 30, 2019

Fund	Fund Title	Net Student Tuition	Grant Revenue¹	Auxiliary Revenue	Appropriations & Other Revenue	Employee Compensation	Supplies and Services	Other Expenses	Transfers In/(Out)	Beginning Fund Balance 06/30/2018	Ending Fund Balance 06/30/2019
<u>RESTRICTED GIFTS & ENDOWMENT INCOME</u>											
5G0ADJ	KSC Restricted Gift Adjustments						67,503		(67,500)	-	3
5G0HST	Old Gifts--Convert Only									25	25
5GA101	Academic Affairs Generic Gifts									3,726	3,726
5GA102	Sidore Series				5,000		(1,264)			10,975	14,711
5GA103	Kristallnacht Gift				670		(315)			302	657
5GA105	Career Service Coop Gift				34,075		(12,912)			22,995	44,158
5GA106	Nat'l and Internat'l Exchange Gift									264	264
5GA107	Ewing World Affairs Payout				6,685		(9,571)			5,833	2,947
5GA109	Adult Learners Services Gift Fund									2,395	2,395
5GA110	Continuing Ed Conference Fund									5	5
5GA112	White/von Sell Fellowship for Clergy									6,058	6,058
5GA114	CCHS Holocaust Museum Trip Gift Fun				5,110		(568)			1,748	6,290
5GA115	Academic Service-Learning Initiativ									27,723	27,723
5GA116	Honors Study Abroad Program									2,520	2,520
5GA117	Honors Program Gift Fund				300	(13,703)	(7,881)			21,322	38
5GA118	Bruce LeVine Mellion Stdn Rsrch Flw								(398)	398	-
5GA119	American Democracy Project Gift Fnd									3,076	3,076
5GA120	KSC Undergraduate Research Fund				5,000	(8,091)				6,463	3,372
5GA122	CALL Pragram Gift Fund				2,332		(852)			11,749	13,229
5GA123	YEA ! Young Entreprenurs Gift Fund									3,850	3,850
5GA124	KSC Chapter of ASSE Gift Fund				100					10,060	10,160
5GA125	Kids on Campus Gift Fund				9,586	(4,282)	(4,880)		(12,248)	37,199	25,375
5GA126	STEM Initiative				33,600		(1,181)		12,248	-	44,667
5GC101	Office of Diversity/Multiculturalis									371	371
5GD001	Ruth Burnham Paige Schol Payout	(6,614)			2,846					3,768	-
5GD002	Music Dept Scholarship Payout	(1,000)			1,425					1,242	1,667
5GD003	Granite State Scholars Schol Payout	(2,963)			2,964					-	1
5GD004	Menard, Kendall & Carlene Schol Pay	(1,216)			1,215					2	1
5GD006	Ann Waling-Women's Studies Recog Aw									158	158
5GD007	Morgan, Deb Mem Scholarship payout	(2,140)			2,140					1	1
5GD009	Nutrition Comm Serv Schol -Payout				1,281					185	1,466
5GD010	Anita Nestor Nutrition Schol-Payout	(1,237)			1,237					-	-
5GD011	Class of 54 Education Schol-payout	(1,344)			1,347					-	3
5GD012	Nelson Outstanding Band Member Awar									150	150
5GD013	Dr Y Scholarship Endow - Payout	(5,202)			1,618					3,584	-
5GD014	Matt Paul RA Meml Awd - Payout	(500)			719					677	896
5GD015	F. Burton Nelson Holocaust Annl Awd	(1,000)								5,670	4,670
5GD016	Faust Annual Geology Award									100	100
5GD017	Sandra Ellison Mem'l Schol Endow	(25,615)			12,338					13,277	-
5GD020	UNIQUE Endowment Allocation Plan	(374,042)			374,042					-	-
5GD022	Yarosewick Family Education Award-P	(750)			2,000					13,864	15,114
5GD023	Dizard Annual American Studies Awar	(200)								200	-
5GD025	Morris Foundation Annual Scholarshi	(141,456)			198,000	(1,832)	(10,435)		(90,000)	302,593	256,870
5GD026	Class 90-91 Lessard Mem Scholarship	(1,102)			886					216	-
5GD027	Emerson & Ruth McCourt '35 Scholsp	(38,000)			38,500					38,650	39,150
5GD028	Special Financial Aid Scholarship									2,956	2,956
5GD029	Peter H. Batchelder Scholarship Fd	(16,000)			18,624					16,033	18,657
5GD030	Bureau Education Schol Payout	(4,091)			2,140					1,951	-
5GD031	Eder Creative Writing Schol Payout	(4,875)			5,349					4,875	5,349
5GD032	Morris Financial Aid Need									2,250	2,250
5GD033	John Michael Delehanty Arts Schol									250	250
5GD034	Fred Fosher Excellence in Writing A				1,000					1	1,001
5GD035	Cornelius R Lyle II Scholarship	(1,906)			1,000					907	1
5GD036	Op Staff Dpndnts Schlrsip - payout	(1,500)			1,666					1	167
5GD037	Maynard Waltz Memorial Awd Payout	(1,245)			1,164					82	1

KEENE STATE COLLEGE
DETAILED SCHEDULE OF REVENUES, EXPENSES, AND TRANSFERS
FOR THE YEAR ENDED JUNE 30, 2019

Fund	Fund Title	Net Student Tuition	Grant Revenue¹	Auxiliary Revenue	Appropriations & Other Revenue	Employee Compensation	Supplies and Services	Other Expenses	Transfers In/(Out)	Beginning Fund Balance 06/30/2018	Ending Fund Balance 06/30/2019
5GD038	Monadnock Nonprofit Employees Schol									1,609	1,609
5GD039	Environmental Studies Annual Award	(500)								1,100	600
5GD040	Cheshire Kennel Club Vet Awd Payout				1,083					1,026	2,109
5GD041	Ruth Berman Mellion Music Schlrshp								1,607	50	1,657
5GD043	Bruce LeVine Mellion Film Stdy Schl								(50)	50	-
5GD044	Bruce LeVine Mellion Hlclst&Gen Schl								(510)	510	-
5GD045	Brackett, Teacher Ed Scholarship	(3,000)			3,000					3,150	3,150
5GD046	Tyler Smith Memorial Schlrsp-Payout	(1,000)			1,200					1,074	1,274
5GD047	Class of 1961 Scholarship - Payout	(3,000)			2,502					506	8
5GD048	Bruce LeVine Mellion Hnrs Prgrm Awd									-	-
5GD049	Mary Yelda Music Schlrshp-Payout	(1,120)			949					1,121	950
5GD050	Waterhouse, John Schol-payout	(16,237)			9,606					7,882	1,251
5GD052	Bruce LeVine Mellion TDS Award								(648)	648	-
5GD053	Barbara Kirstein Nursing Sch-Payout	(1,480)			1,287					194	1
5GD054	Barbara & Richard Peterson -Payout	(2,277)			2,276					1	-
5GD055	Carroll Lehman Award - Music									700	700
5GD057	Class of 1963 Teacher Ed Schl Cur	(1,632)			1,631					1	-
5GD059	Judith G & John H Moody Schl-Cur	(1,000)			1,100					1,825	1,925
5GD061	LeVine Mellion Dance Scholarship									-	-
5GD062	Sherry Bovinet Schl Payout	(822)			822					-	-
5GD063	Rene Lachapelle Schl Payout									100	100
5GD065	Lindberg-LaCroix Veterans schl-C	(1,000)			1,400					1,735	2,135
5GD066	Ella Brown Follmer Scholarship Fund	(1,000)			1,000					1,500	1,500
5GD067	Carl Granquist History Award									4,727	4,727
5GD068	Promise Kept Book Fund	(1,000)								1,000	-
5GD070	Business Partners' Scholarship Fund	(24,000)								90,150	66,150
5GD071	CALL Wonderment Schl Fund	(1,000)			2,773					4,919	6,692
5GD072	Foster Schl Occupational H & S-Cur	(1,000)			911					823	734
5GD073	Ella Keene Teacher of the Future	(1,000)			1,000					1,000	1,000
5GD074	Brighton Business Managment Schl	(1,200)			1,200					1,800	1,800
5GD075	Kay Maclean Memorial Schl Cur	(922)			922					1	1
5GD077	White Mountain Gifted Scholars PO				20,966					-	20,966
5GD078	Never too Late Scholarship	(1,000)			1,507					1,000	1,507
5GD079	Stelray Plastics Products SPDI Schl	(1,000)			1,000					1,000	1,000
5GD080	Fenton Fmly Dlsp Automotive Design	(2,000)			2,000					2,000	2,000
5GD081	Fenton Family Dlshp Half-Court Shot				2,000				(3,000)	1,000	-
5GD082	Robert J. Owen Sr Mem Scholarship	(3,000)			3,000					3,000	3,000
5GD083	Dr. Benaquist Film Studies Award	(1,000)			1,000					-	-
5GD084	Arline and Robert Wurstner Schlp	(1,528)			1,528					-	-
5GD085	KSC Little Sisters Fund Scholarship	(37,783)			11,999		(2,776)			36,581	8,021
5GD086	Red River Scholarship Fund	(1,500)								1,500	-
5GD087	Keene State College Promise Schlshp	(73,819)			24,054					75,900	26,135
5GD088	First Year Research & Writing Award	(500)			500					500	500
5GD089	Tim & Carol Holbrook Brown Award				9,200				400	-	9,600
5GE102	Ann Peters Endow Payout				465					4,336	4,801
5GE200	KSC College Gift Holding Fund				59,644					-	59,644
5GE201	Faculty Program Development Gift				2,366	(271)	(3,946)			13,051	11,200
5GE202	General Scholarship Payout Fund	(33,621)			14,327					19,295	1
5GE203	Van Rossum Scholarship Payout	(605)			604					1	-
5GE204	Travis-Grace Scholarship Payout	(625)			625					-	-
5GE205	Hubbard Scholarship Fund	(227,081)			103,062					124,019	-
5GE206	Ketcham Scholarship Fund	(1,428)			1,428					-	-
5GE207	Volunteer Service Payout Fund	(773)			773					1	1
5GE208	Women's Educ Opp Grant	(8,050)								8,050	-
5GE209	Travelli Scholars Program	(95,000)			95,000					2,800	2,800
5GE210	AAUW Graduate Scholarship	(2,000)			2,000					2,000	2,000
5GE211	Alice Alying Scholarship	(59,000)			59,000					-	-

KEENE STATE COLLEGE
DETAILED SCHEDULE OF REVENUES, EXPENSES, AND TRANSFERS
FOR THE YEAR ENDED JUNE 30, 2019

Fund	Fund Title	Net Student Tuition	Grant Revenue¹	Auxiliary Revenue	Appropriations & Other Revenue	Employee Compensation	Supplies and Services	Other Expenses	Transfers In/(Out)	Beginning Fund Balance 06/30/2018	Ending Fund Balance 06/30/2019
5GE212	Thomas Alfred Scholarship Payout	(935)			935					1	1
5GE213	People's United Bank Schlrshp Cur	(2,448)			2,448					-	-
5GE214	J. Kontinos Scholarship Payout	(870)			870					-	-
5GE215	L.S. Hubbard Scholarship Payout	(6,825)			6,826					-	1
5GE216	Paul J Holloway Scholarship Payout	(3,253)			3,254					-	1
5GE217	Class of '39 Intl Educ Fund				2,891		(5,866)			4,943	1,968
5GE218	Parent Assn Scholarship Payout	(5,122)			2,708					2,414	-
5GE219	Anna I Rausch Scholarship Payout	(863)			862					1	-
5GE220	Filomena Romano Raich Schol Payout	(7,680)			7,179					501	-
5GE221	Christine Young Chadwick Schol	(1,249)			858					392	1
5GE222	Agnes Lindsay Trust	(5,000)								5,000	-
5GE223	Class of 1940 Gift				48					962	1,010
5GE227	Class of 1952 Gift				93					1,855	1,948
5GE229	Class of 1959 Gift				1,635					10,696	12,331
5GE232	Class of 1971 Gift				100					317	417
5GE234	Class of 1993 Gift				313					5,079	5,392
5GE235	Class of 1995 Gift				269					5,370	5,639
5GE236	Class of 1996 Gift				164					3,279	3,443
5GE237	Class of 1997 Gift				554					11,081	11,635
5GE238	Class of 1998 Gift				53					1,054	1,107
5GE239	Class of 1999 Gift				69					1,379	1,448
5GE240	A & S Thomas Jr Gift	(1,398)			839					559	-
5GE241	Jesse Davis '37 Schol Payout				1,317					404	1,721
5GE242	Lucille Davis '38 Schol Payout	(1,317)			1,317					-	-
5GE243	Student Emergency Assistance Fund				525					1,972	2,497
5GE246	Adv of Interdiscipline Studies									1,462	1,462
5GE247	Alta Townes Mem Dance Payout	(1,778)			1,551					227	-
5GE248	Annual Cash Awards-to be broken out	(319)								319	-
5GE250	Stephanie & Joseph Baute Schol.	(7,788)			7,787					1	-
5GE251	CFNH Leadership Award	(400)			513					469	582
5GE252	Clarke Dist Safety Sch Payout	(1,102)			523					1,102	523
5GE253	College Camp Endow Payout				1,014					3,631	4,645
5GE254	D Hickey-D Andrews Payout	(600)			629					1,117	1,146
5GE256	Resident Assistant Award Payout	(1,678)			887					1,678	887
5GE257	William D Eppes Gift Fund									25	25
5GE259	J H Grilli-Apt Mem Payout	(902)			901					2	1
5GE260	Hollis B Robbins Mem Payout									1	1
5GE261	Hildebrandt Holocaust Payout				1,500					1,839	3,339
5GE262	Danny Paul Hunter Mem Payout	(1,140)			1,052					88	-
5GE263	Joseph Grilli Scholarship Payout	(4,769)								4,769	-
5GE264	Kalich Family Dietetics Payout				569					25	594
5GE265	KEA Gift				10,037		542		5,613	26,681	42,873
5GE266	Mary/Erik Hamilton Sch Payout	(1,895)			1,905					1	11
5GE267	Marjorie Paulsen Hilton Sch Payout	(18,198)			18,198					1	1
5GE268	Liberty Mutual Math Endow Payout	(1,061)			948					114	1
5GE271	Class of 1956 Gift Fund				78					1,551	1,629
5GE274	Bricks for Books Project									672	672
5GE275	Class of 2001 Class Gift									21	21
5GE276	Class of 1987 Class Gift									307	307
5GE280	Class of 1955 Gift				132					2,622	2,754
5GE281	Endowed Music Schol-Fundraiser									210	210
5GE282	Class of 1988 Gift Fund				35					685	720
5GE284	Class of 1973 Gift Fund				29					596	625
5GE289	Class of 2003 Gift Fund									476	476
5GE290	Golden Circle Alumni Gift Fund				9,313		(5,580)			10,579	14,312
5GE291	Class of 2004 Gift Fund				934					18,690	19,624
5GE292	KSC Special Project Gift Fund									2,510	2,510

KEENE STATE COLLEGE
DETAILED SCHEDULE OF REVENUES, EXPENSES, AND TRANSFERS
FOR THE YEAR ENDED JUNE 30, 2019

Fund	Fund Title	Net Student Tuition	Grant Revenue¹	Auxiliary Revenue	Appropriations & Other Revenue	Employee Compensation	Supplies and Services	Other Expenses	Transfers In/(Out)	Beginning Fund Balance 06/30/2018	Ending Fund Balance 06/30/2019
5GE293	Class of 2005 Gift Fund				528					10,555	11,083
5GE294	AAUW - Undergrad Diversity Annual	(1,000)			1,000					1,000	1,000
5GE295	Class of 2006 Gift Fund				210					4,196	4,406
5GE296	Class of 1982 Gift Fund									100	100
5GE297	Kaddish Project									63	63
5GE298	KSC-Kalich Char Gift Annuity Payout				2,247		(4,835)		2,588	-	-
5GE299	Alumni Department Gift Fund				9,289	(21,051)	(4,003)			26,865	11,100
5GE300	Alumni Center Facility Enhancement				25					52	77
5GE301	Class of 1966 Gift Fund				100					158	258
5GE302	Class of 2007 Gift Fund				458					9,161	9,619
5GE303	Class of 2008 Gift Fund				30					589	619
5GE304	Class of 2009 Gift Fund									421	421
5GE305	Class of 1985 Gift Fund				295					5,896	6,191
5GE306	Class of 2000 Gift Fund				70					1,388	1,458
5GE307	Class of 2010 Gift Fund				170					3,382	3,552
5GE308	Class of 1986 Gift Fund				120					2,394	2,514
5GE309	Spaulding Gym Bleachers Fund									995	995
5GE310	TDS-Tech,Dsgn,Sfty Cntr Bldng Fund									49,586	49,586
5GE311	Class of 2011 Gift Fund				460					9,193	9,653
5GE312	Class of 2012 Gift Fund				182					3,641	3,823
5GE314	Legislative Initiatives									3,750	3,750
5GE315	Class of 2013 Gift Fund				95					1,899	1,994
5GE316	Class of 1968 Gift Fund				327					4,547	4,874
5GE318	Class of 1964 Gift fund	(1,500)			4,176					30,032	32,708
5GE320	Class of 2014 Gift Fund				190					3,789	3,979
5GE321	Class of 2015 Gift Fund									25	25
5GE322	Class of 2016 Gift Fund				206					4,123	4,329
5GE323	Holocaust & Genocide Construction				1,000,500				(3,747,812)	2,956,990	209,678
5GE324	Dr. Bartlett Sweet V & P Arts Schol	(19,193)			19,206					-	13
5GE325	Class of 2017 Gift Fund				196					3,927	4,123
5GE327	Class of 1975 Gift Fund				500					500	1,000
5GE400	Online Gift Clearing Fund									3	3
5GEZ01	Maxfield Young Mem Schol Endow	(8,100)			8,100					-	-
5GEZ02	Harry C Tebbetts Scholarship Endow	(71,750)			71,750					950	950
5GEZ03	Marion Frost Hudson '53 Mem. Schol	(1,700)			1,700					-	-
5GEZ04	Frank H. Blackington Jr. Mem Schol	(1,650)			1,650					-	-
5GEZ05	Dorothy E. Potter '45 Mem Schol	(1,300)			1,300					-	-
5GEZ06	KSC Student Memorial Schol Endow	(11,000)			11,000					-	-
5GEZ07	Fred Simmons Memorial Schol Endow	(2,750)			2,750					-	-
5GEZ08	KSC Family Assistance Schol Endow	(2,900)			2,900					-	-
5GEZ09	KSC Alumni Association Schol Endow	(18,050)			18,050					-	-
5GEZ10	David C. Staples Memorial Schol	(20,000)			20,000					-	-
5GEZ11	Margaret E Siegert '84 Mem Schol	(2,000)			2,000					-	-
5GEZ12	Teacher Education Scholarship	(9,500)			9,500					250	250
5GEZ13	Giovannangeli Family Schol Endow	(2,000)			2,000					-	-
5GEZ14	Lydia Pellerin Tolman '47 Mem schol	(2,250)			2,250					-	-
5GEZ15	Leona Day Henderson '18 Schol	(6,750)			6,750					-	-
5GEZ16	David Hatch Battenfeld Mem. Award	(500)			500					-	-
5GEZ17	Capt Michael J Watters 86 Mem Schol	(5,250)			4,900					5,000	4,650
5GEZ18	Peter Jenkins Memorial Schol Endow	(1,300)			1,300					-	-
5GEZ19	Frank Blackington Jr Language Award				650					-	650
5GEZ20	Julia McHale Redfern Memorial Prize	(600)			800					600	800
5GEZ21	Levine Mellion Parent Award				250		(262)			263	251
5GEZ22	Aubrey Thomas '62 Biology Award				1,050					25	1,075
5GEZ23	Marion Frost Hudson '53 Book Endow				1,450		(368)			151	1,233
5GEZ24	Bernice D Turner '16 Mem Book Fund				800		(699)			6	107
5GEZ25	Harry Preston Book Fund Endowment				700		(228)			570	1,042

KEENE STATE COLLEGE
DETAILED SCHEDULE OF REVENUES, EXPENSES, AND TRANSFERS
FOR THE YEAR ENDED JUNE 30, 2019

Fund	Fund Title	Net Student Tuition	Grant Revenue¹	Auxiliary Revenue	Appropriations & Other Revenue	Employee Compensation	Supplies and Services	Other Expenses	Transfers In/(Out)	Beginning Fund Balance 06/30/2018	Ending Fund Balance 06/30/2019
5GEZ26	Franklyn C Redfern Mem Book Fund				575		(434)			25	166
5GEZ27	KEA Thorne-Sagendorph Art Gallery				36,051	(10,044)	(28,143)			7,638	5,502
5GEZ29	Marion Wood 26 Room Endowment				50		(390)			1,450	1,110
5GEZ30	Barbara J Seelye Memorial Endow				800		(1,358)			1,769	1,211
5GEZ31	Franklin Roberts '24 Geography Fund				1,750		(952)			1,749	2,547
5GEZ33	KEA Class of 1939 International Edu				1,050		(980)			36	106
5GEZ34	Rosensaft Scholarship Endowment	(1,600)			1,600					-	-
5GEZ37	Phi Lambda Chi Scholarship Endow	(1,000)			1,000					-	-
5GEZ38	Michael D Keller Memorial Endowment	(3,500)			1,800					1,700	-
5GEZ41	Costin Family Scholarship Endowment	(2,400)			2,400					-	-
5GEZ44	KEA Redfern Arts Center Endowment				2,000		(2,000)			-	-
5GEZ45	Francis Oliver Campus Beautificatio				2,000		(1,915)			2,898	2,983
5GEZ46	Fred L Barry 36 Graduate Fellowship	(4,400)			4,400					-	-
5GEZ48	Norma W. Walker '51 Schol Endow	(1,400)			1,400					-	-
5GEZ49	Ann C Peters Scholarship	(700)			850					100	250
5GEZ50	Class of 1958 Teacher Ed Payout	(2,000)			2,000					-	-
5GEZ51	Dorothea Kitlan Scholarship Payout	(52,400)			52,400					-	-
5GEZ52	Class of 1960 Scholarship Payout	(3,000)			3,000					-	-
5GEZ53	Staples-David C. Nursng Schl-Payout	(5,600)			5,600					-	-
5GEZ54	Class of 1962 Scholarship - payout	(2,000)			2,000					-	-
5GEZ55	Class of 1957 Teacher Ed. Schl	(1,550)			1,550					-	-
5GEZ56	Megna Family Endowed Schl	(1,150)			1,150					-	-
5GEZ57	Dr. Howard Smith Schl -C	(6,000)			6,000					-	-
5GEZ58	Faust, John and Cynthia Schl-Cur	(1,100)			1,100					-	-
5GEZ59	Elizabeth Walker Opportunity Schlsp	(3,800)			3,800					-	-
5GEZ60	History Scholarship Fund Current	(4,400)			4,450					4,444	4,494
5GEZ61	Leonard End. Schl. Disabilities Cur	(1,500)								1,500	-
5GEZ63	Rodney R. Adams '72 Mem. Schp. Fund	(1,050)			1,050					-	-
5GEZ64	Jue Community Service Scholarship	(1,000)			1,000					981	981
5GEZ66	Olive Frenette Jennison Award	(2,000)			2,500					2,000	2,500
5GEZ71	Carole Russell Memorial				1,000					-	1,000
5GF101	Finance & Planning Generic Gifts									2,786	2,786
5GH101	A&H Division Gift				5,000		(5,182)			10,826	10,644
5GH103	Art Gift				4,100		(3,371)			1,130	1,859
5GH104	Dance Gift				50					813	863
5GH105	English Gift				1,100	(76)	(650)			3,881	4,255
5GH106	Film Gift									619	619
5GH107	Martha S Cogen Mem Film Fund									214	214
5GH108	KSC Film Program Endow Payout				1,175					7,009	8,184
5GH109	Graphic Design Gift									398	398
5GH110	History Gift				20					875	895
5GH111	Journalism Gift				10		(180)			3,128	2,958
5GH112	Modern Language Gift									527	527
5GH113	Music Gift				10,260					20,699	30,959
5GH115	Theatre Gift				5,150		(6,000)			6,586	5,736
5GH116	Arts Center Gift				35,600		(5,095)		(5,400)	8,858	33,963
5GH117	Redfern USNH Endowment Payout				8,476				(5,000)	7,803	11,279
5GH118	Thorne Gallery Gift						(406)			4,141	3,735
5GH119	Thorne Permanent Collection Gift						(279)			9,347	9,068
5GH120	Thorne Endow Payout				7,910					5,661	13,571
5GH121	Jonathan Daniels Film Gifts									104	104
5GH122	Communications Dept Gifts									7,033	7,033
5GH123	American Studies Gift	(400)								1,033	633
5GH124	Thorne - Dublin Art Coll Gift									13,626	13,626
5GH126	Roos Art Lecture - Payout				4,817		(2,500)			10,860	13,177
5GH127	Thorne/Art Fellowship-Payout	(3,000)			3,307					4,917	5,224
5GH128	Media Art Center Fund									2,125	2,125

KEENE STATE COLLEGE
DETAILED SCHEDULE OF REVENUES, EXPENSES, AND TRANSFERS
FOR THE YEAR ENDED JUNE 30, 2019

Fund	Fund Title	Net Student Tuition	Grant Revenue¹	Auxiliary Revenue	Appropriations & Other Revenue	Employee Compensation	Supplies and Services	Other Expenses	Transfers In/(Out)	Beginning Fund Balance 06/30/2018	Ending Fund Balance 06/30/2019
5GP125	Nutrition-Taste of Keene									46	46
5GP126	Architecture Dept Gift Fund									113	113
5GP127	Early Sprouts Garden Nutrition Prog									85	85
5GP128	Child Dev Center Facility Enhanceme									336	336
5GP129	Biodiesel Project									200	200
5GP130	Science Out Of The Box Project									99	99
5GP131	Meiszner Early Sprouts Endw-payout				1,015					4,105	5,120
5GP133	Nursing Program Gift Fund				230					1,046	1,276
5GP134	KSC RCAM Gift Fund									20,383	20,383
5GP135	KSC - Marlborough School Fund									2,349	2,349
5GP136	SPDI Gift Fund									3,755	3,755
5GP137	Gordon B Davis '72 Equipment Fund									10,092	10,092
5GP138	AIANH Kahn for Adv. of Architecture									2,455	2,455
5GP139	Construction Safety Ctr AGCERF									35,603	35,603
5GP140	Construction Safety Major Gift Fund				5,125					3,219	8,344
5GP141	Carole Russell Memorial Fund								(5,614)	7,113	1,499
5GR101	Student Affairs Generic Gifts									4,072	4,072
5GR102	Alternative Spring Break Gift				42,100		(47,442)			14,154	8,812
5GR104	AIDS-HIV Education Fund									303	303
5GR105	Student Center Generic Gift									53	53
5GR106	Greek Senate Gift									178	178
5GR107	Campus Crusade for Christ Gift									6,857	6,857
5GR109	Counseling Center Gifts									718	718
5GR110	Habitat for Humanity-KSC Chapter									4,506	4,506
5GR111	Community Service Prog Initiatives									1,020	1,020
5GR112	Comm Srvc Int'l Service Programs									2	2
5GR113	KSC ODS - Chakalos Gift									13,691	13,691
5GR114	Men's Ice Hockey Gift Fund				13,906		(5,414)			3,668	12,160
5GS101	Science Generic Gift				50					3,702	3,752
5GS102	Biology Gifts									457	457
5GS103	Chemistry Dept Gifts						(8,560)			21,094	12,534
5GS104	Computer Science Dept Gifts									2,377	2,377
5GS105	Economics Gifts									265	265
5GS106	Environmental Studies Gifts				100					595	695
5GS107	Geography Gift KEA Payout									1,257	1,257
5GS108	Geology Dept Gift									2,761	2,761
5GS109	Mathematics Dept Gift									3,753	3,753
5GS110	Management Dept Gift									9,605	9,605
5GS111	ORANG ASLI Archive Payout				1,990	(2,956)				6,103	5,137
5GS112	Physics Dept Gift									328	328
5GS113	Political Science Dept Gift									108	108
5GS115	Psychology Dept Gift									797	797
5GS116	Sociology Dept Gift									195	195
5GS117	Aspergers Resource Group Gift									903	903
5GS118	Partners in Education Gift									1,512	1,512
5GS119	Small Business Institute Gift									585	585
5GS120	Science Center Enhancement Gift									7,679	7,679
5GS121	Math & Science Wkshop Gift Fund									9,010	9,010
5GS122	Science Academic Program									2,605	2,605
5GS124	Putnam Chemistry Chair - Payout				108,876	(139,241)				33,548	3,183
5GS125	Hungry Owl Food Pantry Gift Fund				412					-	412
5GT101	Memorial Trees Benches Plaques									46,508	46,508
	TOTAL RESTRICTED GIFTS & ENDOWMENT INCOME	(1,626,084)	-	-	3,422,917	(330,244)	(312,875)	-	(3,913,124)	5,726,380	2,966,970
	<u>SPONSORED RESEARCH & PROGRAMS</u>										
50BUD0	Grants - Budget Only - KSC									-	-
511000	Butt of a Joke 8-1-18 to 7-31-21		13,040			(8,394)	(4,646)			-	-

KEENE STATE COLLEGE
DETAILED SCHEDULE OF REVENUES, EXPENSES, AND TRANSFERS
FOR THE YEAR ENDED JUNE 30, 2019

Fund	Fund Title	Net Student Tuition	Grant Revenue¹	Auxiliary Revenue	Appropriations & Other Revenue	Employee Compensation	Supplies and Services	Other Expenses	Transfers In/(Out)	Beginning Fund Balance 06/30/2018	Ending Fund Balance 06/30/2019
517007	OSHA Administration Portion FY18		18,617			(7,093)	(11,524)			-	-
517008	OSHA Consultation Portion FFY18		105,343			(76,507)	(28,836)			-	-
517009	OSHA Administration Portion FFY19		34,469			(28,617)	(5,852)			-	-
517010	OSHA Consultation Portion FFY19		257,170			(221,000)	(36,170)			-	-
53D027	NH SPDG III 7-16 to 6-18		221			(130)	(91)			-	-
53D034	SAHE 10-1-17 to 9-30-18		132,512			(44,920)	(87,592)			-	-
53D037	Governor's Success FY19	(38,000)	38,000							-	-
53D038	Transition Portal 7-18 to 6-20		36,034			(23,662)	(12,372)			-	-
53D039	Worksite Lactation 7-18 to 9-18		13,851			(3,471)	(10,380)			-	-
53D040	Worksite Lactation 1 10-18 to 6-19		74,092			(10,114)	(63,978)			-	-
53D043	Physical Activty 12-5-18 to 6-30-19		63,439			(17,984)	(45,455)			-	-
53ZU18	UNIQUE Annual Allocation FY18	400	(400)							-	-
53ZU19	UNIQUE Annual Allocation FY19	(145,362)	145,362							-	-
547012	RUI Exon Junction Complex		150,481			(95,648)	(54,833)			-	-
547013	RUI Seagrass Zostaria 4-19 to 3-22		25,297			(9,546)	(15,751)			-	-
54N262	Nat'l Young Conference 12-13to 6-19		1,265				(1,265)			-	-
54N340	Harris Center 4-17 to 12-19		11,964			(11,964)				-	-
54N343	Advnce Wmn & Gndr Stud 8-17 to 6-19		147				(147)			-	-
54N345	NH 2017-2018 Alliance 8-17 to 11-18		3,876			(3,745)	(131)			-	-
54N351	NCAA Internship 3-18 to 5-20		26,712			(23,727)	(2,985)			-	-
54N352	Social Change Tourism 4-18 to 5-19		2,434				(2,434)			-	-
54N353	The Telling Project 4-18 to 3-19		4,500				(4,500)			-	-
54N354	Roger Guenver Smith 4-18 to 10-18		4,939				(4,939)			-	-
54N355	NHCF Telling Project 5-18 to 5-19		5,000				(5,000)			-	-
54N356	Hubbard Brook 3-18 to 2-29-20		7,317			(4,399)	(2,918)			-	-
54N357	College Literacy, SL 7-18 to 9-19		2,977				(2,977)			-	-
54N358	Increase Impact of WGS 9-18 to 5-19		7,339				(7,339)			-	-
54N359	Castle of our Skins 9-18 to 2-19		1,000				(1,000)			-	-
54N360	Global U-Grad Spring 2019	(40,743)	40,743							-	-
54N362	Alex Davis Dance 1-19 to 3-19		800				(800)			-	-
54U005	Respiratory Effects of Airborn Part		(4)				4			-	-
54U064	EPSCoR, Track 2, Yr 1, 8-15 to 7-17		(150)				150			-	-
54U073	INBRE Scioli Yr. 3 7-17 to 6-18		423			(272)	(151)			-	-
54U075	INBRE Leversee Yr. 3 7-17 to 6-18		6,941			(1,778)	(5,163)			-	-
54U077	EPSCoR Track 2 Yr 3&4 8-17 to 7-19		14,488			(8,120)	(6,368)			-	-
54U078	SBDC 1-1-18 to 12-31-18		49,187			(44,624)	(4,563)			-	-
54U079	Antifreeze Proteins 12-17 to 11-20		52,112			(25,758)	(26,354)			-	-
54U081	INBRE Leversee Yr. 4 7-18 to 6-19		354,916			(192,307)	(162,609)			-	-
54U082	INBRE TIG Pellettieri 7-18 to 6-19		11,921			(10,085)	(1,836)			-	-
54U083	INBRE Baures Yr 1 7-18 to 6-19		76,634			(43,520)	(33,114)			-	-
54U084	INBRE Fichtenholtz Yr1 7-18 to 6-19		63,156			(27,892)	(35,264)			-	-
54U085	INBRE Roy Chowdhury Yr 1 7-18-6-19		58,990			(27,691)	(31,299)			-	-
54U086	NH Bio-MADE 9-18 to 8-23		7,588			(5,011)	(2,577)			-	-
54U087	SBDC 1-1-19 to 12-31-19		45,892			(43,936)	(1,956)			-	-
54ZADJ	KSC P1 Adjustments						30,493		(30,493)	-	-
54ZKSC	Restricted Rev Adjustment- KSC		(478,904)				478,904			-	-
55C000	KSC Undistributed Salaries									2,226	2,226
55C083	Cost Share - General Undistributed									19,877	19,877
55C127	CS Harris Ctr. 4-17 to 12-19					(7,425)	(1,560)		7,094	1,891	-
55C129	CS-Aspire 9-1-17 to 8-31-18	(4,433)				(2,000)			(9,192)	15,625	-
55C131	CS-OSHA Consultation Portion FFY18						(14,884)		(1,010)	15,894	-
55C132	CS-SBDC 1-1-2018 to 12-31-2018					(10,423)				10,423	-
55C133	CS Antifreeze Protein 12-17 11-20					(38,909)			38,909	-	-
55C134	CS NCAA Internship 3-18 to 5-20					(5,932)	(1,000)		6,158	6,824	6,050
55C135	CS NHCF Telling Proj. 5-18 to 5-19					(2,168)	(8,232)		10,400	-	-
55C136	CS Aspire 9-1-18 to 8-31-19					(124,243)	(1,713)		167,615	-	41,659
55C137	CS Butt of a Joke 8-1-18 to 7-31-21					(11,733)			11,733	-	-

KEENE STATE COLLEGE
DETAILED SCHEDULE OF REVENUES, EXPENSES, AND TRANSFERS
FOR THE YEAR ENDED JUNE 30, 2019

Fund	Fund Title	Net Student Tuition	Grant Revenue¹	Auxiliary Revenue	Appropriations & Other Revenue	Employee Compensation	Supplies and Services	Other Expenses	Transfers In/(Out)	Beginning Fund Balance 06/30/2018	Ending Fund Balance 06/30/2019
55C138	CS-OSHA Administrat'n Portion FFY19						(840)		1,350	-	510
55C139	CS-OSHA Consultation Portion FFY19						(15,676)		48,210	-	32,534
55C140	CSWoodsmoke Awareness 10-18 to 9-19					(1,250)			1,250	-	-
55C141	CS-SBDC 1-1-19 to 12-31-19					(5,522)	(35)		15,336	-	9,779
566005	Woodsmoke Awareness 10-18 to 9-19		20,301			(12,284)	(8,017)			-	-
584144	Upward Bound, Yr. 4, 6-15 to 5-16		11			(10)	(1)			-	-
584152	Upward Bound, Yr. 5, 6-16 to 5-17									1,035	1,035
584155	Pell 07-17 to 06-18	1,930	(1,930)							-	-
584160	Upward Bound Yr. 1 6-17 to 5-18		3,050				(3,050)			-	-
584161	Aspire 9-1-17 to 8-31-18	(4,192)	58,241			(34,918)	(19,131)			-	-
584162	UBMS, Year 1, 9-1-17 to 8-31-18		138,265			(47,735)	(90,530)			-	-
584163	SEOG 7-1-18 to 6-30-19	(396,205)	357,453						38,752	-	-
584164	PELL 7-1-18 to 6-30-19	(3,933,951)	3,933,951							-	-
584165	Direct Loans 7-1-18 to 6-30-19									-	-
584166	CWS 7-1-18 to 6-30-19		301,992			(217,240)	(46,000)		(38,752)	-	-
584167	Job Locator 7-1-18 to 6-30-19		7,735				(7,735)			-	-
584168	NH Reads 7-1-18 to 6-30-19		6,708			(6,708)				-	-
584169	Upward Bound Yr. 2 6-18 to 5-19		469,069			(265,298)	(203,771)			-	-
584170	Aspire 9-1-18 to 8-31-19	(31,025)	315,465			(231,980)	(52,460)			-	-
584171	UBMS, Year 2, 9-1-18 to 8-31-19		174,517			(125,401)	(49,116)			-	-
584178	Upward Bound Yr. 3 6-19 to 5-20		43,588			(28,391)	(15,197)			-	-
593007	R15 Funct. Analysis 2-18 to 1-20		192,163			(113,915)	(78,248)			-	-
	TOTAL SPONSORED RESEARCH & PROGRAMS	(4,591,581)	7,512,310	-	-	(2,315,400)	(832,814)	-	267,360	73,795	113,670
	LOAN FUNDS										
5LD001	KSC Perkins Student Loan Fund				79,979		(719,737)			1,023,175	383,417
5LD020	KSC Student Loan Fund									86,835	86,835
5LD022	Tuition Loan Fund II - KSC				15,566		(22,766)			1,232,912	1,225,712
5LD023	KSC Huntley-Spaulding Loan Fd									60,567	60,567
5LD024	Institutional L/T Loan Funds									75,369	75,369
5LD025	Keene Endow Assoc Loan Fund									67,556	67,556
	TOTAL LOAN FUNDS	-	-	-	95,545	-	(742,503)	-	-	2,546,414	1,899,456
	ENDOWMENT & SIMILAR FUNDS										
5M0005	KSC-Kalich Charitable Gift Annuity				2,292				(2,588)	2,562	2,266
5QD001	Peter H. Batchelder Scholarship Fd				4,568					501,219	505,787
5QD003	Barbara Kirstein Nursing Schl Endow				316					34,628	34,944
5QE001	Camp on Wilson Pond Endowment				251					27,350	27,601
5QE002	Alumni Program Quasi-Endowment				1,436					157,619	159,055
5QE003	Goodell, Ida '47 Quasi Endowment				3,674					403,020	406,694
5QE004	Morris August Honors Prog Quasi End				33,923				90,000	659,544	783,467
5QE005	Calhoun, R & J Thorne-Sagendorf Gal				330					36,237	36,567
5TD001	Class of 1939 International Ed				709					77,798	78,507
5TD002	Paul J. Holloway				798					87,559	88,357
5TD003	Leslie S Hubbard Scholarship				1,674					183,690	185,364
5TD004	Winona Vincent Hubbard				25,281					2,773,601	2,798,882
5TD005	Charlotte Ketcham				350					38,436	38,786
5TD006	John Kontinos				214					23,415	23,629
5TD008	KSC - General Scholarship				4,228					385,562	389,790
5TD009	KSC - Owls Athletic				390					42,796	43,186
5TD010	KSC - Parents Assoc Scholarshi				664					72,888	73,552
5TD011	People's United Bank Schlrshp End				601					65,885	66,486
5TD012	Filomena R. Raich				2,411					206,671	209,082
5TD013	Anna I. Rausch Scholar Fund				211					23,212	23,423
5TD014	Alfred & Elizabeth Thomas				230					25,161	25,391
5TD015	Travis-Grace Fund				939					33,605	34,544
5TD016	Van Rossum Fund				148					16,260	16,408

KEENE STATE COLLEGE
DETAILED SCHEDULE OF REVENUES, EXPENSES, AND TRANSFERS
FOR THE YEAR ENDED JUNE 30, 2019

Fund	Fund Title	Net Student Tuition	Grant Revenue¹	Auxiliary Revenue	Appropriations & Other Revenue	Employee Compensation	Supplies and Services	Other Expenses	Transfers In/(Out)	Beginning Fund Balance 06/30/2018	Ending Fund Balance 06/30/2019
5TD017	Christine Young Chadwick Schol				315					23,082	23,397
5TD018	Jesse F Davis 37 Fund				323					35,437	35,760
5TD019	Lucille Plant Davis 38 Fund				323					35,451	35,774
5TD020	Clarke Dist Safety Studies End				128					14,071	14,199
5TD021	Marjorie Paulsen Hilton Sch-Cu				4,570					489,858	494,428
5TD022	Joseph Grilli Scholarship Endo				1,784					38,149	39,933
5TD023	Mary/Erik Hamilton Schol Endow				467					51,270	51,737
5TD024	Granite State Scholars Schol Endow				727					79,758	80,485
5TD025	Ruth Burnham Paige '45 Education Sc				698					76,604	77,302
5TD026	Music Dept Endowed Scholarship				2,443					38,353	40,796
5TD027	Menard, Kendall & Carlene Schol End				298					32,698	32,996
5TD028	Morgan, Deb Mem Scholarship Endowmt				2,611					58,583	61,194
5TD029	Waltz Memorial Award Endowment				1,114					31,310	32,424
5TD031	Nutrition, Comm Serv Scholar - Endo				314					34,467	34,781
5TD032	Anita R Nestor Nutrition Schol-Endo				303					33,289	33,592
5TD033	Dr. Y Scholarship Endowment				397					43,556	43,953
5TD034	Matt Paul RA Mem'l Endow Awd				176					19,347	19,523
5TD035	Sandra Ellison Mem'l Schol-Endow				3,027					332,051	335,078
5TD038	Eder Creative Writing Scholarship E				1,313					143,961	145,274
5TD040	Bureau Education Scholarship Endowm				525					57,598	58,123
5TD041	Cheshire Kennel Club Vet Award Endo				266					29,152	29,418
5TD042	Cornelius R Lyle II				1,488					53,490	54,978
5TD043	Operating Staff Dependents Schlrshp				1,111					45,312	46,423
5TD044	Tyler Smith Memorial Schlrshp-Endow				494					32,300	32,794
5TD045	Class of 1961 Endowed Scholarship				2,768					75,665	78,433
5TD046	Mary Yelda Music Schlrshp-Endowment				233					25,554	25,787
5TD047	John Waterhouse Schol-endow				2,356					258,515	260,871
5TD048	Barbara & Richard Peterson Schlrshp				558					61,254	61,812
5TD049	Adams, William Geography End Schol				960					20,534	21,494
5TD050	Class of 1963 Teacher Ed Schl End				4,252					44,155	48,407
5TD051	UNIQUE Endowment Alloc Plan-KSC				959,339					9,708,212	10,667,551
5TD052	Sherry Bovinet Schl Fund				391					22,216	22,607
5TD053	Rene Lachapelle Endowed Schl Fund				1,961					34,832	36,793
5TD054	Foster Schl Occupational H & S				230					24,634	24,864
5TD055	Kay Maclean Memorial Schl Endowment				226					24,822	25,048
5TD056	White Mountain Gifted Scholars End				276,436					630,990	907,426
5TD057	Never too Late Scholarship Endow.				7,591					13,654	21,245
5TD058	Arline and Robert Wurstner End. Sch				375					41,124	41,499
5TE001	Ann C. Peters				470					20,133	20,603
5TE002	The Hazel S Hamilton Endowment				1,249					137,029	138,278
5TE003	Aubrey & Satako Thomas Jr Scho				206					22,597	22,803
5TE004	KSC - Faculty & Program Endowm				580					63,661	64,241
5TE005	KSC - Volunteer Scholarship				190					20,807	20,997
5TE007	Hollis B Robbins Mem Endow				1,850					30,608	32,458
5TE008	Alta Townes Mem Dance Endow				769					41,995	42,764
5TE009	Cfnh Safety Studies Ldsp Award				126					13,818	13,944
5TE010	Hildebrandt Holocaust Award				368					40,370	40,738
5TE011	Jh Grilli Apt Memorial Fund				222					24,254	24,476
5TE012	Resident Assisstant Award Endo				223					23,960	24,183
5TE013	Kalich Family Nutrition Endow				140					15,293	15,433
5TE014	D Hickey-D Andrews Fund				702					16,920	17,622
5TE015	Liberty Mutual Math Endowed Award				233					25,511	25,744
5TE016	Danny Paul Hunter Mem Sch End				399					28,375	28,774
5TE019	Ewing World Affairs Endowment				1,639					179,862	181,501
5TE020	Roos Art Lecture Endowment				1,181					129,618	130,799
5TE021	Putnam Chair for Chemistry Endowmnt				26,707					2,930,086	2,956,793
5TE022	Dr Bartlett Swett V & P Art End Sch				4,708					516,569	521,277

KEENE STATE COLLEGE
DETAILED SCHEDULE OF REVENUES, EXPENSES, AND TRANSFERS
FOR THE YEAR ENDED JUNE 30, 2019

Fund	Fund Title	Net Student Tuition	Grant Revenue¹	Auxiliary Revenue	Appropriations & Other Revenue	Employee Compensation	Supplies and Services	Other Expenses	Transfers In/(Out)	Beginning Fund Balance 06/30/2018	Ending Fund Balance 06/30/2019
5TG001	Stephanie & Joseph Baute Sch				1,916					209,682	211,598
5TG002	Safety Studies Program-Endow				162					17,710	17,872
5TG003	Class 90-91 Lessard Mem Sch-c				322					23,858	24,180
5TG004	Class of 54 Educ Schol Endow				634					36,356	36,990
5TG005	Thorne/art Dept Fellow Endow				811					89,009	89,820
5TG006	Cohen Center for Holocaust Studies				15,564					1,179,094	1,194,658
5TH002	KSC Film Program Endowment-Cur				288					31,638	31,926
5TH003	KSC - Arts Endowment				1,314					93,640	94,954
5TH004	Thorne Sagendorph Art Gallery				1,940					212,861	214,801
5TH005	Cohen Chair for Genocide Studies En				27,657					3,034,462	3,062,119
5TH006	Susan Herman Award H&G Aware - End				1,759					50,460	52,219
5TH007	Meiszner Cohen Center Endowment				1,809					27,500	29,309
5TL001	Holocaust Lecture Series				840					82,536	83,376
5TL002	Earle F Jenkins '27 Mem Book				476					52,163	52,639
5TP001	Jane & James Batts Scholarshp Endow				151					16,540	16,691
5TP002	Thomas J Crowley Endowed Award				164					17,985	18,149
5TP003	Meiszner Early Sprouts Endowment				772					27,305	28,077
5TS001	Orang Asli Archive Endowment				492					53,632	54,124
	TOTAL ENDOWMENT & SIMILAR FUNDS	-	-	-	1,467,562	-	-	-	87,412	28,231,923	29,786,897
	PLANT FUNDS										
5N0ADJ	KSC Net Invested in Plant Adjust						250,000			(500,000)	(250,000)
5NG003 ²	KSC Net Invested in Plant						(56)	(7,983,848)	4,462,178	175,534,152	172,012,426
5NG004	KSC Equipment							(474,916)	363,216	1,940,838	1,829,138
5NG007	2001 HEFA DEBT							(552,363)	1,194,235	(13,904,952)	(13,263,080)
5NG009	2001R HEFA DEBT							(227,517)	1,065,037	(5,687,916)	(4,850,396)
5NG011	2002 HEFA Refunding Debt							(46,796)	705,749	(1,351,811)	(692,858)
5NG013	2006B-2 HEFA DEBT							(494,885)	946,977	(12,635,513)	(12,183,421)
5NG015	2005A HEFA DEBT							(586,207)	1,116,079	(13,041,528)	(12,511,656)
5NG023	2006 HEFA Debt							(693,959)	1,319,004	(18,377,699)	(17,752,654)
5NG09A	2009A HEFA DEBT							(73,486)	225,717	(2,084,200)	(1,931,969)
5NG15A	KSC 2015A HEFA Debt							(1,020,500)	1,215,622	(32,432,575)	(32,237,453)
5NGIFB	KSC Internal Borrowings								2,401,623	(6,885,684)	(4,484,061)
5X0ADJ	KSC Unexpended Plant Adjustments						4,489,675		(4,489,675)	-	-
5XG001	Unexp. R&R - General Funds CUFS 625								1,654,955	11,359,995	13,014,950
5XG002	Unexp. R&R - Housing CUFS 6252									1,430,647	1,430,647
5XG003	Unexp. R&R - Dining CUFS 6253									775,268	775,268
5XG004	Unexp. R&R - Student Ctr CUFS 6254									238,705	238,705
5XG006	Printing Equip. Replacemt CUFS 6270									5,138	5,138
5XG007	Equip. Replacemt Reserve CUFS 6073									2,241	2,241
5XG015	Madison Street Parking									9,480	9,480
5XG024	KSC - Academic Buildings CUFS 6211									83	83
5XG028	Furniture Replacement									314	314
5XG047	LRTP - Network Management System									521	521
5XG053	Unexp R&R - Recreation Center									56,165	56,165
5XG054	Dining Commons - New									(28,303)	(28,303)
5XG060	infra ksc heating plant									70	70
5XG069	KSC Heating Plant Upgrade									183,815	183,815
5XG073	KSC IFB Payments								1	3	4
5XG082	Campus Safety Vehicle Replacement									15,017	15,017
5XG084	KSC Huntress Hall Phase 2									34,280	34,280
5XG086	KSC Alumni Center IFB								1	367,891	367,892
5XG089	KSC TDS Building Capital Project									55,869	55,869
5XG090	KSC Recreation and Civic Center									349,658	349,658
5XG092	KSC TDS Pv Array Capital Project									4	4
5XG093	Living Learning Commons									8,035	8,035
5XG095	Mason Library-Cohen Ctr Expansion						(4,090,977)		3,747,812	343,165	-

KEENE STATE COLLEGE
DETAILED SCHEDULE OF REVENUES, EXPENSES, AND TRANSFERS
FOR THE YEAR ENDED JUNE 30, 2019

Fund	Fund Title	Net Student Tuition	Grant Revenue¹	Auxiliary Revenue	Appropriations & Other Revenue	Employee Compensation	Supplies and Services	Other Expenses	Transfers In/(Out)	Beginning Fund Balance 06/30/2018	Ending Fund Balance 06/30/2019
5XT009	Professional Studies Projects									106,671	106,671
5XT010	Arts & Humanities Projects									83,998	83,998
5XT011	Sciences Projects						(8,240)			85,560	77,320
5XT025	Classroom Equip and Tech Upgrades									463,982	463,982
5XT057	Morrison Renovation 99									5,396	5,396
5XT060	Energy Conservation Projects						4,970			241,737	246,707
5XT070	Safety & Accessibility Improvements						(3,830)		60,000	17,016	73,186
5XT071	Recreational Sports Improvemen									240,979	240,979
5XT080	Food Court Renovations									758	758
5XT081	RLO Furniture									146,987	146,987
5XT082	Student Ctr Small Projects-KSC									45,246	45,246
5XT088	Spaulding Renovations									1,240	1,240
5XT094	Property Acquisition									100,442	100,442
5XT098	Media Arts Building									4,343	4,343
5XT099	Alumni Center - 232 Main Street									46,363	46,363
5XT104	Campus Signage									1,459	1,459
5XT108	Cable Plant Infrastructure								225,000	216,378	441,378
5XT109	Net Connectivity & Transport Equip								69,000	33,760	102,760
5XT110	Voice Telephony Infrastructure									76,485	76,485
5XT111	Net Services & Support Equipment						(52,928)			382,492	329,564
5XT113	Deferred Maintenance Projects						330			3,510	3,840
5XT118	Adams, Butterfield, Blake Space Stu									75,109	75,109
5XT119	Campus Safety Relocation									3,756	3,756
5XT121	Elliot Hall 2nd Floor Renovation									2,012	2,012
5XT124	Expo Center Feasibility Study									130	130
5XT125	Hale Building Renovations									89,819	89,819
5XT127	Bike Path									775	775
5XT128	Bookstore Renovations									1,765	1,765
5XT131	Server Room Code Improvements									12,158	12,158
5XT133	Dining R&R Small Projects						(77,083)		65,200	11,983	100
5XT134	Huntress Hall Basement Classroom									1	1
5XT135	Landscape Master Plan									493	493
5XT136	Ceramics Studio									1,081	1,081
5XT139	Wyman Way									406	406
5XT141	Lib Archives & Spec Collect Stacks									3,662	3,662
5XT144	KSC LED Site Lighting									39,981	39,981
5XT146	Sci Ctr Greenhouse									328	328
5XT147	RLO Small Projects						(219,679)		602,220	538,127	920,668
5XT148	KSC E&G Small Projects						(483,218)		825,002	362,451	704,235
5XT152	Energy Submetering Project									30,438	30,438
5XT153	Mason Library Athenaeum									86,961	86,961
5XT154	Redfern NASM Project									83,934	83,934
5XT156	Master Plan Update FY13									100,001	100,001
5XT157	Mason Library Projects									40,831	40,831
5XT158	Nursing Lab and Sim Spaces									196,698	196,698
5XT160	TDS A&P Lab									44,776	44,776
5XT161	Oil Tank Replacement									70,715	70,715
5XT162	Access Control Project									519,289	519,289
5XT164	Joslin Hall									35,192	35,192
5XT169	Redfern Life Safety Improvements									955,766	955,766
5XT172	MAC Roof									1,065	1,065
5XT173	Space Alloc, Adapt, Renewal Comm									60,791	60,791
5XT175	Crosswalk Improvements								140,000	-	140,000
5XT176	Steam Line Replacement						(149,187)		150,000	-	813
5XT177	Spaulding Pool Ventilation						(17,800)		500,000	-	482,200
5XT178	Artificial Turf Field								800,000	-	800,000
	TOTAL PLANT FUNDS	-	-	-	-	-	(358,023)	(12,154,477)	19,364,953	91,456,469	98,308,922

KEENE STATE COLLEGE
DETAILED SCHEDULE OF REVENUES, EXPENSES, AND TRANSFERS
FOR THE YEAR ENDED JUNE 30, 2019

Fund	Fund Title	Net Student Tuition	Grant Revenue ¹	Auxiliary Revenue	Appropriations & Other Revenue	Employee Compensation	Supplies and Services	Other Expenses	Transfers In/(Out)	Beginning Fund Balance 06/30/2018	Ending Fund Balance 06/30/2019
TOTAL KEENE STATE COLLEGE		\$ 37,899,470	7,991,214	32,733,847	20,104,930	(57,089,051)	(24,850,022)	(16,957,273)	(241,091)	139,114,260	138,706,284

¹ Grant Revenue includes Federal Pell Grants (when applicable) which is shown in nonoperating revenues/expenses on the summary statement of revenues, expenses, and changes in net position

² Beginning net position restated to reflect the impact of adoption of GASB 83 related to asset retirement obligations

**KEENE ENDOWMENT ASSOCIATION
 DETAILED SCHEDULE OF REVENUES, EXPENSES, AND TRANSFERS
 FOR THE YEAR ENDED JUNE 30, 2019**

Fund	Fund Title	Net Student Tuition	Grant Revenue¹	Auxiliary Revenue	Appropriations & Other Revenue	Employee Compensation	Supplies and Services	Other Expenses	Transfers In/(Out)	Beginning Fund Balance 06/30/2018	Ending Fund Balance 06/30/2019
	<u>INTERNALLY DESIGNATED</u>										
5DEZ40	Keene Endow Assoc Gen Fund Income	\$ -			2,713					21,951	24,664
	TOTAL INTERNALLY DESIGNATED	-	-	-	2,713	-	-	-	-	21,951	24,664
	<u>ENDOWMENT & SIMILAR FUNDS</u>										
5TEZ01	Maxfield L Young Mem Schol Endow				7,608					204,161	211,769
5TEZ02	Harry C Tebbetts Scholarhip Endow				67,049					1,804,362	1,871,411
5TEZ03	Marion Frost Hudson '53 Mem. Schol				4,035					56,445	60,480
5TEZ04	Frank H Blackington Jr Mem Schol				1,610					42,333	43,943
5TEZ05	Dorothy E Potter '45 Mem Schol				1,430					35,161	36,591
5TEZ06	KSC Student Memorial Schol Endow				10,433					278,178	288,611
5TEZ07	Fred Simmons Memorial Schol Endow				3,168					70,373	73,541
5TEZ08	KSC Family Assistance Schol Endow				2,752					73,444	76,196
5TEZ09	KSC Alumni Association Schol Endow				17,565					457,137	474,702
5TEZ10	David C Staples Memorial Schol				51,083					697,703	748,786
5TEZ11	Margaret E Siegert '84 Mem Schol				2,833					60,632	63,465
5TEZ12	Teacher Education Scholarship				12,774					278,539	291,313
5TEZ13	Giovannangeli Family Schol Endow				5,408					68,675	74,083
5TEZ14	Lydia Pellerin Tolman '47 Mem Schol				2,334					57,867	60,201
5TEZ15	Leona Day Henderson '18 Schol				6,313					169,803	176,116
5TEZ16	David Hatch Battenfeld Mem Award				1,192					15,198	16,390
5TEZ17	Capt Michael J Watters 86 Mem Schol				4,936					126,902	131,838
5TEZ18	Peter Jenkins Memorial Schol Endow				1,594					34,077	35,671
5TEZ19	Frank Blackington Jr Language Award				1,031					20,694	21,725
5TEZ20	Julia McHale Redfern Memorial Prize				1,914					26,672	28,586
5TEZ21	Levine Mellion Parent Award				1,458					13,584	15,042
5TEZ22	Aubrey Thomas '62 Biology Award				1,248					29,439	30,687
5TEZ23	Marion Frost Hudson '53 Book Endow				1,433					37,420	38,853
5TEZ24	Bernice D Turner '16 Mem Book Fund				1,547					22,617	24,164
5TEZ25	Harry Preston Book Fund Endowment				665					17,738	18,403
5TEZ26	Franklyn C Redfern Mem Book Fund				1,527					20,631	22,158
5TEZ27	KEA Thorne-Sagendorph Art Gallery				33,865					908,509	942,374
5TEZ29	Marion Wood '26 Room Endowment				3,207					40,087	43,294
5TEZ30	Barbara J Seelye Memorial Endow				777					20,477	21,254
5TEZ31	Franklin Roberts '24 Geography Fund				1,687					44,638	46,325
5TEZ33	KEA Class of 1939 International Edu				1,076					27,573	28,649
5TEZ34	Rosensaft Scholarship Endowment				1,508					40,400	41,908
5TEZ37	Phi Lambda Chi Scholarship Endow				1,370					30,481	31,851
5TEZ38	Michael D Keller Memorial Endowment				2,306					47,012	49,318
5TEZ41	Costin Family Scholarship Endowment				2,424					62,240	64,664
5TEZ44	KEA Redfern Arts Center Endowment				25,682					57,124	82,806
5TEZ45	Francis Oliver Campus Beautificatio				4,466					59,793	64,259
5TEZ46	Fred L Barry 36 Graduate Fellowship				10,679					147,047	157,726
5TEZ48	Norma W Walker '51 Schol Endow				4,596					35,999	40,595
5TEZ49	Ann C Peters Scholarship Endowmnt				3,788					38,793	42,581
5TEZ50	Class of 1958 Schol for Teacher Ed				6,917					72,166	79,083
5TEZ51	Dorothea Kitlan Scholarship Endow				49,758					1,326,080	1,375,838
5TEZ52	Class of 1960 Endowed Scholarship				5,195					86,389	91,584
5TEZ53	Staples, David C. Nusing Schol-End				13,467					187,556	201,023
5TEZ54	Class of 1962 Scholarship - Endow				3,858					60,430	64,288
5TEZ55	Class of 1957 Endowed Sch Teach Ed				2,969					45,397	48,366
5TEZ56	Megna Family Endowed Scholarship				11,881					30,067	41,948
5TEZ57	Dr. Howard Smith Schl Endowment				8,364					177,763	186,127
5TEZ58	Faust, John and Cynthia Schl				1,611					30,468	32,079
5TEZ59	Elizabeth Staples Opportunity Schl				9,142					127,256	136,398
5TEZ60	History Scholarship Fund				3,617					62,540	66,157
5TEZ61	Leonard Endow. Schl. Disabilities				12,944					106,710	119,654

**KEENE ENDOWMENT ASSOCIATION
DETAILED SCHEDULE OF REVENUES, EXPENSES, AND TRANSFERS
FOR THE YEAR ENDED JUNE 30, 2019**

Fund	Fund Title	Net Student Tuition	Grant Revenue¹	Auxiliary Revenue	Appropriations & Other Revenue	Employee Compensation	Supplies and Services	Other Expenses	Transfers In/(Out)	Beginning Fund Balance 06/30/2018	Ending Fund Balance 06/30/2019
5TEZ62	Leonard Endowed Schl in Music				10,975					112,697	123,672
5TEZ63	Rodney R. Adams '72 Mem. Schp. Fund				1,125					27,949	29,074
5TEZ64	Jue Community Service Endowment				2,724					25,302	28,026
5TEZ65	Global Opportunities Fund				5,406					14,859	20,265
5TEZ66	Olive F Jennison Award Endowment				8,176					44,914	53,090
5TEZ67	Robert and Alice Johnson Sch Ed				8,509					28,505	37,014
5TEZ68	Lora Adams Mem Nutri & Health Endow				2,192					21,895	24,087
5TEZ70	Dr Rose Kundanis Journalism Endow				28,521					-	28,521
5TEZ71	Carole Russell Memorial Endowment				37,755					-	37,755
5TEZ72	Raymond & Dorothy M Jobin Endowment				30,239					-	30,239
5TEZ73	Samuel Martin '09 Mem Schol Endowme				28,138					-	28,138
5TEZ74	Don Baldini Music Scholarship Endow				23,588					-	23,588
5TEZ75	Quin-D Dance Endowment				24,894					-	24,894
5TEZ76	Women's Education Oppor Fund Endow				104,900					-	104,900
5TEZ79	Mary & Lester Shealy Mem Sch Endowm				15,000					-	15,000
	TOTAL ENDOWMENT & SIMILAR FUNDS	-	-	-	774,236	-	-	-	-	8,868,901	9,643,137
TOTAL KEENE ENDOWMENT ASSOCIATION		\$ -	-	-	776,949	-	-	-	-	8,890,852	9,667,801

¹ Grant Revenue includes Federal Pell Grants (when applicable) which is shown in nonoperating revenues/expenses on the summary statement of revenues, expenses, and changes in net position

GRANITE STATE COLLEGE
DETAILED SCHEDULE OF REVENUES, EXPENSES, AND TRANSFERS
FOR THE YEAR ENDED JUNE 30, 2019

Fund	Fund Title	Net Student Tuition	Grant Revenue¹	Auxiliary Revenue	Appropriations & Other Revenue	Employee Compensation	Supplies and Services	Other Expenses	Transfers In/(Out)	Beginning Fund Balance 06/30/2018	Ending Fund Balance 06/30/2019
74ZCLL	Restricted Rev Adjustment- CLL		(41,887)				41,887			-	-
75C049	FY18 ECTA Cost Share	740							(740)	-	-
75C052	FY19 ECTA Cost Share	(38,080)							38,080	-	-
75C053	ETP FY19	(416,928)				(32,394)	(12,300)		461,622	-	-
75C054	FY19 CPE Cost Share					(26,153)	(2,292)		28,445	-	-
75CSHR	GSC Cost Share Clearing									5,263	5,263
75P001	CPE Program Income Fund				17,420		(17,420)			-	-
784083	2017-2018 Federal Work Study		26,469			(552)			(25,917)	-	-
784084	2017-2018 Pell Grant	9,322	(9,322)							-	-
784085	2017-2018 SEOG grant	300	(33,516)						33,216	-	-
784087	2018-2019 Federal Work Study		101,533			(74,238)			(27,295)	-	-
784088	2018-2019 Pell Grant	(2,689,828)	2,689,828							-	-
784089	2018-2019 SEOG grant	(145,000)	125,004						19,996	-	-
	TOTAL SPONSORED RESEARCH & PROGRAMS	(4,280,687)	5,297,374	-	17,420	(1,378,350)	(183,164)	-	527,407	5,263	5,263
	ENDOWMENT & SIMILAR FUNDS										
7Q0001	M Horton/V Montana Schol Fund				633					15,354	15,987
7T0001	GSC Endow Collector				26					2,876	2,902
7T0003	Osher/OLLI Endowment				15,404					1,984,990	2,000,394
7T0004	OSHER Reentry Scholarship Endowment				10,855					1,399,826	1,410,681
7T0005	President's Opportunity Scholarship				1,823					79,736	81,559
7T0006	UNIQUE Endowment Alloc Plan-GSC				548,185					3,903,414	4,451,599
7T0007	Shaheen N. Michaels Scholarship				417					45,799	46,216
7T0008	McDonnell Family Scholarship				48					5,313	5,361
7T0009	Merrill Student Completion Schol				2,800					22,809	25,609
	TOTAL ENDOWMENT & SIMILAR FUNDS	-	-	-	580,191	-	-	-	-	7,460,117	8,040,308
	PLANT FUNDS										
7N0IFB	GSC Internal Borrowings								358,712	(2,341,098)	(1,982,386)
7N6675 ²	GSC Net Invested in Plant							(358,780)	(500)	7,465,500	7,106,220
7N6676	GSC Equipment							(29,623)	77,638	91,707	139,722
7X0ADJ	GSC Unexpended Plant Adjustments						77,138		(77,138)	-	-
7X6691	New GSC Academic/Admin Center								100,556	3,061,461	3,162,017
7X6699	GSC Lebanon Move								(100,556)	100,556	-
7X6700	Tech Village R&R								35,000	247,563	282,563
7X6705	Conway Center Repairs									25,959	25,959
7X6711	Hall Street - R & A						(51,968)		50,000	77,537	75,569
7XC002	GSC Vehicle Replacement Fund									40,000	40,000
7XC003	GSC Major Equipment & Renovations						(241,495)		241,495	-	-
7XC007	GSC Classroom Upgrades									82,584	82,584
7XC009	Phone System Upgrades									40,287	40,287
	TOTAL PLANT FUNDS	-	-	-	-	-	(216,325)	(388,403)	685,207	8,892,056	8,972,535
TOTAL GRANITE STATE COLLEGE		\$ 9,780,786	5,339,261	-	5,014,527	(12,765,267)	(4,419,526)	(534,630)	(54,787)	29,588,472	31,948,836

¹ Grant Revenue includes Federal Pell Grants (when applicable) which is shown in nonoperating revenues/expenses on the summary statement of revenues, expenses, and changes in net position

**TRUSTEES/CHANCELLOR'S OFFICE
DETAILED SCHEDULE OF REVENUES, EXPENSES, AND TRANSFERS
FOR THE YEAR ENDED JUNE 30, 2019**

Fund	Fund Title	Net Student Tuition	Grant Revenue¹	Auxiliary Revenue	Appropriations & Other Revenue	Employee Compensation	Supplies and Services	Other Expenses	Transfers In/(Out)	Beginning Fund Balance 06/30/2018	Ending Fund Balance 06/30/2019
<u>GENERAL OPERATING & OTHER RESTRICTED FUNDS</u>											
9U0000	University System E&G	\$ -			50				(885,315)	885,265	-
9UG000	University System E&G				5,531	(9,872,676)	10,122,472	(65,181)	(1,658,136)	4,385,687	2,917,697
9UGENR	USNH Enrollment Center				26,666	(212,883)	205,971		998,005	80,000	1,097,759
9WG106	Other Postemployment Bnft (OPEB)					(3,390,662)				3,803,558	412,896
9Z0001	NH Women in High Ed Leadership				15,393		(20,061)			14,717	10,049
9Z0ADJ	Agency Funds Year End Adjustment				(15,393)		20,060			(14,717)	(10,050)
9ZOSRP	Oper Staff Retirement Fund					(192,766)				971,454	778,688
TOTAL GENERAL OPERATING & OTHER UNRESTRICTED FUNDS		-	-	-	32,247	(13,668,987)	10,328,442	(65,181)	(1,545,446)	10,125,964	5,207,039
<u>INTERNALLY DESIGNATED</u>											
9D0002	Systemwide Innovation Initiatives				194				(356,471)	356,277	-
9D0008	ARC Accrual					472,152				116,517	588,669
9D0012	STII Core Cash Investment				7,007,514		(133,450)		(419,190)	13,610,509	20,065,383
9D0018	Workers Compensation					68,041				908,785	976,826
9D0023	Long Term Disability					42,500				690,200	732,700
9D0037	Defd Maintenance Review								120,203	(120,203)	-
9D0038	USNH Consulting Initiatives								(114,253)	114,253	-
9D0040	Transfer Student Initiative									21,126	21,126
9D0041	Treasurer Transition Fund								(274,329)	274,329	-
9D0042	Chancellor's Strategic Initiatives								(200,000)	1,316,833	1,116,833
9D0043	Treasurer's Strategic Initiatives						(217,239)		(206,667)	423,906	-
9D0046	Info Tech Strategic Funds									93,449	93,449
9D0048	USNH Compliance Project						(174,006)		285,000	(3,288)	107,706
9D00C1	Clerk of the Works					(2,311)	3,859		(1,548)	-	-
9D00D2	Board of Trustee DiscretionaryAcct				201		(5,852)			12,036	6,385
9D0HIF	System Health Initiatives Funding					(813)	7,825		(148,818)	141,806	-
9D0INS	USNH Insurance Allocation				13,477		(95,238)		189,827	(109,039)	(973)
9DB000	Fringe Benefit Reserve				5,292,440	(4,066,860)	(149,533)		77,364	4,645,800	5,799,211
9DBRDS	RDS (Medicare Part D) Subsidy									-	-
9DBSTF	System Separation Fund									623,486	623,486
9DCFSI	SYS Financial Strategic Initiatives						(467,134)		(1,606,340)	2,073,474	-
9DFLOD	PSU Flood Insurance								24	(24)	-
9DGCNT	Cash Used for Internal Borrowing								12,484,170	(104,919,833)	(92,435,663)
9DGFSI	GSC Financial Strategic Initiatives						(10,000)		10,000	5,439	5,439
9DKFSI	KSC Financial Strategic Initiatives						(41,654)		100,000	-	58,346
9DPFSI	PSU Financial Strategic Initiatives						(108,614)		110,000	143,196	144,582
9DUFSI	UNH Financial Strategic Initiatives						(195,000)		195,000	-	-
9DX078	LRTP4 Innovation Fund						(312,078)		212,078	100,000	-
9DX079	LRTP4 Identity Management						(176,660)		283,395	(106,735)	-
9DX092	LRTP4 Project Management Office					(297,329)	(712)		277,704	20,337	-
9DX095	LRTP4 Campus CRM								(26,253)	26,253	-
9DX096	LRTP4 EPM Phase II					(95)	(302,892)		(73,186)	376,173	-
9DX100	LRTP4 Academic Technology Institute				111	(130,884)	(88,277)		40,466	178,584	-
9DX103	LRTP4 ERP-HCM				3,311	(312,573)	(968,082)		6,342	1,271,002	-
9DX104	LRTP4 Master Fund								1,097,467	292,996	1,390,463
9DX112	LRTP4 EProcurement						(594,809)		969,644	(374,835)	-
9DX113	LRTP4 Cyber Security Risk Assessmen								(143,284)	143,284	-
9DX114	LRTP4 Cyber Sec Risk Assess Rel						(71,129)		(46,371)	117,500	-
9DX115	Leave and Absent Management						(643,167)		643,167	-	-
TOTAL INTERNALLY DESIGNATED		-	-	-	12,317,248	(4,228,172)	(4,743,842)	-	13,485,141	(77,536,407)	(60,706,032)
<u>RESTRICTED GIFTS & ENDOWMENT INCOME</u>											
9G0001	Spaulding Potter Charitable Trust									5,066	5,066
9G0002	Visiting Professors Fund									5,107	5,107
9G0003	Squires Prize				1,029					984	2,013
9G0005	Bradford K Perry Memorial Fund				461	(1,084)				682	59

**TRUSTEES/CHANCELLOR'S OFFICE
DETAILED SCHEDULE OF REVENUES, EXPENSES, AND TRANSFERS
FOR THE YEAR ENDED JUNE 30, 2019**

Fund	Fund Title	Net Student Tuition	Grant Revenue¹	Auxiliary Revenue	Appropriations & Other Revenue	Employee Compensation	Supplies and Services	Other Expenses	Transfers In/(Out)	Beginning Fund Balance 06/30/2018	Ending Fund Balance 06/30/2019								
9G0006	Project Keep Contributions									500	500								
9G0009	Spaulding Investment Mgmt & Rsrch				557					5,713	6,270								
9G0010	Spaulding Chartered Financial Analy				557					5,713	6,270								
9G0011	Spaulding Investment Analysis Educ.				556					5,713	6,269								
9G0015	Walter Peterson Gift Fund									1,200	1,200								
9G00D2	John S Elliott Treasurer's Finance									1,249	1,249								
	TOTAL RESTRICTED GIFTS & ENDOWMENT INCOME	-	-	-	3,160	(1,084)	-	-	-	31,927	34,003								
	ENDOWMENT & SIMILAR FUNDS																		
9QG001	USNH LT Contingency Fund				420,305					7,320,802	7,741,107								
9QG002	Bradford K Perry Memorial Fund				246					12,398	12,644								
9QG003	Long-Term Treasury Investments Quas				1,685,653					32,777,298	34,462,951								
9QG004	Health Ben Cost Containment Quasi				1,138,240					19,825,685	20,963,925								
9QGDBT	USNH Debt Quasi				2,226,626				(4,915,528)	104,562,190	101,873,288								
9TG001	Dr. J. Duane Squires				546					27,692	28,238								
	TOTAL ENDOWMENT & SIMILAR FUNDS	-	-	-	5,471,616	-	-	-	(4,915,528)	164,526,065	165,082,153								
	PLANT FUNDS																		
9NY001	2001 Bonds							2,707,213	(5,852,600)	100,182,337	97,036,950								
9NY002	SYS Net Invested in Plant				125,877			(88,376)	(234,113)	560,107	363,495								
9NY003	SYS Equipment				(350,503)			(117,005)		671,875	204,367								
9NY006	SYS HEFA 01-92 Refunding Issue Cost							787,800	(3,687,804)	38,886,953	35,986,949								
9NY007	SYS - HEFA 02 - 92 Refunding							249,712	(3,766,000)	26,390,105	22,873,817								
9NY008	SYS 2005A HEFA Debt						(23,589)	391,751	(464,166)	1,161,724	1,065,720								
9NY009	SYS 2005B HEFA Debt						(32,285)	(2,609,898)	6,999,619	(93,287,112)	(88,929,676)								
9NY011	2006 HEFA Debt						(20,000)	2,498,424	(4,699,101)	90,745,513	88,524,836								
9NY013	2006B-2 HEFA Debt							1,804,606	(3,431,561)	5,335,892	3,708,937								
9NY014	Series 2001 Swaption Issuance							100,494	(100,493)	(1)	-								
9NY024	HEFA 2007 Debt									(43,318,363)	(43,318,363)								
9NY09A	Series 2009A Bonds						(2,650)	688,852	(1,790,587)	(173,826,571)	(174,930,956)								
9NY11A	Series 2011A Bonds						(12,767)	(262,955)	312,767	(7,815,137)	(7,778,092)								
9NY11B	Series 2011B Bonds						(23,500)	(1,529,012)	3,613,990	(48,491,457)	(46,429,979)								
9NY12A	Series 2012 Bonds						(12,618)	(49,387)	3,441,418	(22,909,590)	(19,530,177)								
9NY14A	Series 2014 Bonds						(14,518)	(267,822)	2,437,339	(1,682,983)	472,016								
9NY15A	Series 2015 Bonds						(12,768)	(2,171,528)	4,403,886	(10,282,429)	(8,062,839)								
9NY16A	Series 2016 Bonds						(12,768)	(400,917)	3,388,619	19,450,081	22,425,015								
9NY17A	Series 2017A Bonds						(13,267)	(2,773,145)	4,463,518	57,493,118	59,170,224								
9NY17B	Series 2017B Bonds						(12,767)	(1,502,393)	3,465,161	(1,198,520)	751,481								
9NYIFB	Internal Borrowing Funding								(12,484,170)	104,919,833	92,435,663								
9X0001	SYS Repair & Replacement								(238,796)	238,796	-								
9X0002	SYS R&R Financial Technology Fund						(41,002)		(235,399)	272,455	(3,946)								
9X0009	SYS Interest Allocation				3,818,475				(3,818,475)	-	-								
9X0037	SYS Copy Machine Fund								(26,666)	26,666	-								
9X0039	SYS Vehicle Replacement Fund				5,048				5,000	5,747	15,795								
9X0042	SYS Chancellor Cap Planning Funds								(115,982)	115,982	-								
9X0048	SYS R&R Chenell Dr								(623,643)	623,643	-								
9X0050	SYS Repair & Replacement								(75,532)	75,532	-								
9X0051	SYS Chenell Dr Reserves								(370,000)	370,000	-								
	TOTAL PLANT FUNDS	-	-	-	3,598,897	-	(234,499)	(2,543,586)	(9,483,771)	44,714,196	36,051,237								
TOTAL TRUSTEES/CHANCELLOR'S OFFICE		\$	-	\$	-	\$	21,423,168	\$	(17,898,243)	\$	5,350,101	\$	(2,608,767)	\$	(2,459,604)	\$	141,861,745	\$	145,668,400

¹ Grant Revenue includes Federal Pell Grants (when applicable) which is shown in nonoperating revenues/expenses on the summary statement of revenues, expenses, and changes in net position